Apex Laboratories, LLC
12232 SW Garden Place Tigard, Oregon 97223
503.718.2323

Level IV Data Package for

Anchor QEA, LLC

Port of Portland - T4 - PDI

Apex Laboratories Work Order #:

A9E0838

The information contained in this Data Package is intended solely for the purpose of validating client sample results submitted under the associated Chain of Custody(ies). An effort has been made to remove all traceable non-client data. Any incidental inclusion of non-client data is considered privileged and confidential information. The use of this information for any purpose other than data validation is strictly prohibited, and constitutes a breach of contract.

APEX LABORATORIES, LLC
12232 SW Garden Place Tigard, OR 97223
phone 503-718-2323
fax 503-718-0333

Table of Contents
A9E0838

Analytical Case Narrative
Analytical Report
Sample Receipt Documentation
(Work orders, Chain of Custody & Cooler Receipt Forms)
CLP-Like Forms
Raw Data

Polychlorinated Biphenyls by EPA 8082A
Benchsheet & Analysis Sequence Data
Batch 9060524
Sequence 9F06006 (A9E0838-01RE1,02RE1,03RE1,04RE1,13RE1, 14RE1)
Sequence 9F06007 (A9E0838-15RE1,16RE1)
Sequence 9F05018 (QC Only)

Calibration Data
Sequence 9A30022 (Cal ID A9A3104) DUALECD2F
Sequence 9E24041 (Cal ID A9E2804) DUALECD6F
Sequence 9E24042 (Cal ID A9E2802) DUALECD6R

Semivolatile Organic Compounds (PAHs) by EPA 8270D
Benchsheet & Analysis Sequence Data
Batch 9060602
Sequence 9F05022 (A9E0838-01,02,03,13,15)
Sequence 9F06012 (A9E0838-14,16RE1)
Sequence 9F06040 (A9E0838-04RE1)
Sequence 9F05024 (QC Only)

Calibration Data
Sequence 9A30046 (Cal ID A9A3103) GCMS5
Sequence 9D12042 (Cal ID A9D1505) GCMS10
Sequence 9E08056 (Cal ID A9E1009) GCMS9

Conventional Chemistry Parameters
Benchsheet & Analysis Sequence Data

Total Organic Carbon (EPA 9060A mod)
Batch 9051321
Sequence 9E31015 (A9E0838-01,02,03,04,13,14,15,16)

APEX LABORATORIES, LLC
12232 SW Garden Place Tigard, OR 97223
phone 503-718-2323
fax 503-718-0333

Table of Contents
A9E0838
(page 2 of 2)

Calibration Data
Sequence 8B02022 (Cal ID A8B0203) TOC

Total Suspended Solids (PSEP 1986)
Batch 9060598 (A9E0838-01,02,03,04,13,14,15,16)

Grain Size by ASTM D 422m
Benchsheet Data
Batch 9060927 (A9E0838-02,03,04,14,15,16)

Balance Checksheets
Extractions June 2019
Wet Chem May 2019
Wet Chem June 2019
Grain Size June 2019

APEX LABORATORIES, LLC
12232 SW Garden Place Tigard OR 97223
phone 503-718-2323
fax 503-718-0333

Analytical Case Narrative

APEX LABORATORIES, LLC
12232 SW Garden Place Tigard, OR 97223
phone 503-718-2323
fax 503-718-0333

Analytical Case Narrative

Client: Anchor QEA, LLC
Date: 07/02/2019
Project: Port of Portland - T4 - PDI
Apex Work Order Number: A9E0838

This data package contains data associated with analysis of samples for the above referenced Apex work order numbers. The data package Table of Contents, along with the PDF bookmarks, allow for ease of navigation and location of items within the data deliverable.

The Sample Receipt Documentation section of this package contains sample receipt information, including sample temperature and condition of receipt documented on Cooler Receipt Form(s). Apex analyzed the samples by the methods indicated on the Chain of Custody. Any additional analyses requested are indicated on the Apex Work Order.

If any anomalies were encountered during analysis that could potentially impact data quality, sample results are qualified and/or a separate Case Narrative is included in the Analytical Report. Please refer to the Notes and Definition section of the Analytical Report(s) for Qualifier explanations, Conventions, and the Blank Policy.

Data represented in this package are in compliance with the referenced method(s), both technically and for completeness, for all conditions other than those stated above and/or noted by qualification of the reported data. The signature below verifies that the Laboratory Director or his designee has authorized release of this data package.

Estella Rieben,
Quality Systems Manager
Apex Laboratories, LLC

APEX LABORATORIES, LLC
12232 SW Garden Place Tigard OR 97223
phone 503-718-2323
fax 503-718-0333

Analytical Report

Apex Laboratories, LLC

6700 S.W. Sandburg Street
Tigard, OR 97223
503-718-2323
EPA ID: OR01039

Tuesday, June 18, 2019

Cindy Fields
Anchor QEA, LLC
6720 SW Macadam Ave. Suite 125
Portland, OR 97219

RE: A9E0838 - Port of Portland - T4 - PDI - 050332-01.32

Thank you for using Apex Laboratories. We greatly appreciate your business and strive to provide the highest quality services to the environmental industry.

Enclosed are the results of analyses for work order A9E0838, which was received by the laboratory on 5/24/2019 at 4:41:00PM.

If you have any questions concerning this report or the services we offer, please feel free to contact me by email at: dthomas@apex-labs.com, or by phone at 503-718-2323.

Please note: All samples will be disposed of within 30 days of final reporting, unless prior arrangements have been made.

Cooler Receipt Information

(See Cooler Receipt Form for details)

Cooler #1	2.8 degC	Cooler #2	2.8 degC
Cooler #3	5.8 degC	Cooler #4	1.3 degC
Cooler #5	3.4 degC	Cooler #6	2.3 degC

This Final Report is the official version of the data results for this sample submission, unless superseded by a subsequent, labeled amended report.
All other deliverables derived from this data, including Electronic Data Deliverables (EDDs), CLP-like forms, client requested summary sheets, and all other products are considered secondary to this report.

Apex Laboratories

The results in this report apply to the samples analyzed in accordance with the chain of custody document. This analytical report must be reproduced in its entirety.

Darwin Thomas, Business Development Director

Apex Laboratories, LLC

6700 S.W. Sandburg Street
Tigard, OR 97223
503-718-2323
EPA ID: OR01039

Anchor QEA, LLC	Project: **Port of Portland - T4 - PDI**	
6720 SW Macadam Ave. Suite 125	Project Number: **050332-01.32**	**Report ID:**
Portland, OR 97219	Project Manager: **Cindy Fields**	**A9E0838 - 06 18 19 1646**

ANALYTICAL REPORT FOR SAMPLES

SAMPLE INFORMATION

Client Sample ID	Laboratory ID	Matrix	Date Sampled	Date Received
FD-201905241445	A9E0838-01	Sediment	05/24/19 00:00	05/24/19 16:41
T4-PDI2019-SC27-190524-01-03	A9E0838-02	Sediment	05/24/19 14:45	05/24/19 16:41
T4-PDI2019-SC27-190524-03-05	A9E0838-03	Sediment	05/24/19 14:45	05/24/19 16:41
T4-PDI2019-SC27-190524-05-07	A9E0838-04	Sediment	05/24/19 14:45	05/24/19 16:41
FD-201905241300	A9E0838-13	Sediment	05/24/19 00:00	05/24/19 16:41
T4-PDI2019-SC30-190524-01-03	A9E0838-14	Sediment	05/24/19 13:00	05/24/19 16:41
T4-PDI2019-SC30-190524-03-05	A9E0838-15	Sediment	05/24/19 13:00	05/24/19 16:41
T4-PDI2019-SC30-190524-05-07	A9E0838-16	Sediment	05/24/19 13:00	05/24/19 16:41

Apex Laboratories

The results in this report apply to the samples analyzed in accordance with the chain of custody document. This analytical report must be reproduced in its entirety.

Darwin Thomas, Business Development Director

Apex Laboratories, LLC
6700 S.W. Sandburg Street
Tigard, OR 97223
503-718-2323
EPA ID: OR01039

Anchor QEA, LLC	Project: **Port of Portland - T4 - PDI**	
6720 SW Macadam Ave. Suite 125	Project Number: **050332-01.32**	**Report ID:**
Portland, OR 97219	Project Manager: **Cindy Fields**	**A9E0838 - 06 18 19 1646**

ANALYTICAL SAMPLE RESULTS

Polychlorinated Biphenyls by EPA 8082A

Analyte	Sample Result	Detection Limit	Reporting Limit	Units	Dilution	Date Analyzed	Method Ref.	Notes
FD-201905241445 (A9E0838-01RE1)				**Matrix: Sediment**			**Batch: 9060524**	**C-07**
Aroclor 1016	ND	3.47	6.95	ug/kg dry	1	06/06/19	EPA 8082A	
Aroclor 1221	ND	3.47	6.95	ug/kg dry	1	06/06/19	EPA 8082A	
Aroclor 1232	ND	3.47	6.95	ug/kg dry	1	06/06/19	EPA 8082A	
Aroclor 1242	**9.32**	3.47	6.95	ug/kg dry	1	06/06/19	EPA 8082A	**P-10**
Aroclor 1248	ND	3.47	6.95	ug/kg dry	1	06/06/19	EPA 8082A	
Aroclor 1254	**32.5**	3.47	6.95	ug/kg dry	1	06/06/19	EPA 8082A	**P-10**
Aroclor 1260	**24.4**	3.47	6.95	ug/kg dry	1	06/06/19	EPA 8082A	**P-10**
Surrogate: Decachlorobiphenyl (Surr)		*Recovery: 93 %*		*Limits: 60-125 %*	*1*	*06/06/19*	*EPA 8082A*	
T4-PDI2019-SC27-190524-01-03 (A9E0838-02RE1)				**Matrix: Sediment**			**Batch: 9060524**	**C-07**
Aroclor 1016	ND	3.80	7.60	ug/kg dry	1	06/06/19	EPA 8082A	
Aroclor 1221	ND	3.80	7.60	ug/kg dry	1	06/06/19	EPA 8082A	
Aroclor 1232	ND	7.60	7.60	ug/kg dry	1	06/06/19	EPA 8082A	
Aroclor 1242	ND	3.80	7.60	ug/kg dry	1	06/06/19	EPA 8082A	
Aroclor 1248	ND	3.80	7.60	ug/kg dry	1	06/06/19	EPA 8082A	
Aroclor 1254	**5.65**	3.80	7.60	ug/kg dry	1	06/06/19	EPA 8082A	**J**
Aroclor 1260	**6.05**	3.80	7.60	ug/kg dry	1	06/06/19	EPA 8082A	**J**
Surrogate: Decachlorobiphenyl (Surr)		*Recovery: 64 %*		*Limits: 60-125 %*	*1*	*06/06/19*	*EPA 8082A*	
T4-PDI2019-SC27-190524-03-05 (A9E0838-03RE1)				**Matrix: Sediment**			**Batch: 9060524**	**C-07**
Aroclor 1016	ND	3.82	7.64	ug/kg dry	1	06/06/19	EPA 8082A	
Aroclor 1221	ND	3.82	7.64	ug/kg dry	1	06/06/19	EPA 8082A	
Aroclor 1232	ND	7.64	7.64	ug/kg dry	1	06/06/19	EPA 8082A	
Aroclor 1242	ND	3.82	7.64	ug/kg dry	1	06/06/19	EPA 8082A	
Aroclor 1248	ND	3.82	7.64	ug/kg dry	1	06/06/19	EPA 8082A	
Aroclor 1254	**9.33**	3.82	7.64	ug/kg dry	1	06/06/19	EPA 8082A	**P-10**
Aroclor 1260	**5.60**	3.82	7.64	ug/kg dry	1	06/06/19	EPA 8082A	**J**
Surrogate: Decachlorobiphenyl (Surr)		*Recovery: 92 %*		*Limits: 60-125 %*	*1*	*06/06/19*	*EPA 8082A*	
T4-PDI2019-SC27-190524-05-07 (A9E0838-04RE1)				**Matrix: Sediment**			**Batch: 9060524**	**C-07**
Aroclor 1016	ND	3.56	7.12	ug/kg dry	1	06/06/19	EPA 8082A	
Aroclor 1221	ND	3.56	7.12	ug/kg dry	1	06/06/19	EPA 8082A	
Aroclor 1232	ND	3.56	7.12	ug/kg dry	1	06/06/19	EPA 8082A	

Apex Laboratories



The results in this report apply to the samples analyzed in accordance with the chain of custody document. This analytical report must be reproduced in its entirety.

Darwin Thomas, Business Development Director

Apex Laboratories, LLC

6700 S.W. Sandburg Street
Tigard, OR 97223
503-718-2323
EPA ID: OR01039

Anchor QEA, LLC	Project: **Port of Portland - T4 - PDI**	
6720 SW Macadam Ave. Suite 125	Project Number: **050332-01.32**	**Report ID:**
Portland, OR 97219	Project Manager: **Cindy Fields**	**A9E0838 - 06 18 19 1646**

ANALYTICAL SAMPLE RESULTS

Polychlorinated Biphenyls by EPA 8082A

Analyte	Sample Result	Detection Limit	Reporting Limit	Units	Dilution	Date Analyzed	Method Ref.	Notes
T4-PDI2019-SC27-190524-05-07 (A9E0838-04RE1)				**Matrix: Sediment**			**Batch: 9060524**	**C-07**
Aroclor 1242	**7.69**	3.56	7.12	ug/kg dry	1	06/06/19	EPA 8082A	**P-10**
Aroclor 1248	ND	3.56	7.12	ug/kg dry	1	06/06/19	EPA 8082A	
Aroclor 1254	**26.7**	3.56	7.12	ug/kg dry	1	06/06/19	EPA 8082A	**P-10**
Aroclor 1260	**19.3**	3.56	7.12	ug/kg dry	1	06/06/19	EPA 8082A	**P-10**
Surrogate: Decachlorobiphenyl (Surr)		*Recovery: 93 %*		*Limits: 60-125 %*	*1*	*06/06/19*	*EPA 8082A*	
FD-201905241300 (A9E0838-13RE1)				**Matrix: Sediment**			**Batch: 9060524**	**C-07**
Aroclor 1016	ND	3.80	7.59	ug/kg dry	1	06/06/19	EPA 8082A	
Aroclor 1221	ND	3.80	7.59	ug/kg dry	1	06/06/19	EPA 8082A	
Aroclor 1232	ND	11.0	11.0	ug/kg dry	1	06/06/19	EPA 8082A	R-02
Aroclor 1242	ND	3.80	7.59	ug/kg dry	1	06/06/19	EPA 8082A	
Aroclor 1248	ND	3.80	7.59	ug/kg dry	1	06/06/19	EPA 8082A	
Aroclor 1254	**7.61**	3.80	7.59	ug/kg dry	1	06/06/19	EPA 8082A	**P-10**
Aroclor 1260	**6.75**	3.80	7.59	ug/kg dry	1	06/06/19	EPA 8082A	**J**
Surrogate: Decachlorobiphenyl (Surr)		*Recovery: 82 %*		*Limits: 60-125 %*	*1*	*06/06/19*	*EPA 8082A*	
T4-PDI2019-SC30-190524-01-03 (A9E0838-14RE1)				**Matrix: Sediment**			**Batch: 9060524**	**C-07**
Aroclor 1016	ND	3.59	7.18	ug/kg dry	1	06/06/19	EPA 8082A	
Aroclor 1221	ND	3.59	7.18	ug/kg dry	1	06/06/19	EPA 8082A	
Aroclor 1232	ND	9.87	9.87	ug/kg dry	1	06/06/19	EPA 8082A	R-02
Aroclor 1242	ND	3.59	7.18	ug/kg dry	1	06/06/19	EPA 8082A	
Aroclor 1248	ND	3.59	7.18	ug/kg dry	1	06/06/19	EPA 8082A	
Aroclor 1254	**7.38**	3.59	7.18	ug/kg dry	1	06/06/19	EPA 8082A	**P-10**
Aroclor 1260	**5.65**	3.59	7.18	ug/kg dry	1	06/06/19	EPA 8082A	**J**
Surrogate: Decachlorobiphenyl (Surr)		*Recovery: 91 %*		*Limits: 60-125 %*	*1*	*06/06/19*	*EPA 8082A*	
T4-PDI2019-SC30-190524-03-05 (A9E0838-15RE1)				**Matrix: Sediment**			**Batch: 9060524**	**C-07**
Aroclor 1016	ND	3.35	6.70	ug/kg dry	1	06/06/19	EPA 8082A	
Aroclor 1221	ND	3.35	6.70	ug/kg dry	1	06/06/19	EPA 8082A	
Aroclor 1232	ND	3.35	6.70	ug/kg dry	1	06/06/19	EPA 8082A	
Aroclor 1242	**5.07**	3.35	6.70	ug/kg dry	1	06/06/19	EPA 8082A	**J**
Aroclor 1248	ND	3.35	6.70	ug/kg dry	1	06/06/19	EPA 8082A	
Aroclor 1254	**21.0**	3.35	6.70	ug/kg dry	1	06/06/19	EPA 8082A	**P-10**

Apex Laboratories



The results in this report apply to the samples analyzed in accordance with the chain of custody document. This analytical report must be reproduced in its entirety.

Darwin Thomas, Business Development Director

Apex Laboratories, LLC

6700 S.W. Sandburg Street
Tigard, OR 97223
503-718-2323
EPA ID: OR01039

Anchor QEA, LLC	Project: **Port of Portland - T4 - PDI**	
6720 SW Macadam Ave. Suite 125	Project Number: **050332-01.32**	**Report ID:**
Portland, OR 97219	Project Manager: **Cindy Fields**	**A9E0838 - 06 18 19 1646**

ANALYTICAL SAMPLE RESULTS

Polychlorinated Biphenyls by EPA 8082A

Analyte	Sample Result	Detection Limit	Reporting Limit	Units	Dilution	Date Analyzed	Method Ref.	Notes
T4-PDI2019-SC30-190524-03-05 (A9E0838-15RE1)				**Matrix: Sediment**			**Batch: 9060524**	**C-07**
Aroclor 1260	**13.3**	3.35	6.70	ug/kg dry	1	06/06/19	EPA 8082A	**P-10**
Surrogate: Decachlorobiphenyl (Surr)		*Recovery: 76 %*		*Limits: 60-125 %*	*1*	*06/06/19*	*EPA 8082A*	
T4-PDI2019-SC30-190524-05-07 (A9E0838-16RE1)				**Matrix: Sediment**			**Batch: 9060524**	**C-07**
Aroclor 1016	ND	2.98	5.97	ug/kg dry	1	06/06/19	EPA 8082A	
Aroclor 1221	ND	2.98	5.97	ug/kg dry	1	06/06/19	EPA 8082A	
Aroclor 1232	ND	5.97	5.97	ug/kg dry	1	06/06/19	EPA 8082A	
Aroclor 1242	ND	2.98	5.97	ug/kg dry	1	06/06/19	EPA 8082A	
Aroclor 1248	ND	2.98	5.97	ug/kg dry	1	06/06/19	EPA 8082A	
Aroclor 1254	**7.05**	2.98	5.97	ug/kg dry	1	06/06/19	EPA 8082A	**P-10**
Aroclor 1260	**5.73**	2.98	5.97	ug/kg dry	1	06/06/19	EPA 8082A	**J**
Surrogate: Decachlorobiphenyl (Surr)		*Recovery: 86 %*		*Limits: 60-125 %*	*1*	*06/06/19*	*EPA 8082A*	

Apex Laboratories



The results in this report apply to the samples analyzed in accordance with the chain of custody document. This analytical report must be reproduced in its entirety.

Darwin Thomas, Business Development Director

Apex Laboratories, LLC

6700 S.W. Sandburg Street
Tigard, OR 97223
503-718-2323
EPA ID: OR01039

Anchor QEA, LLC	Project: **Port of Portland - T4 - PDI**	
6720 SW Macadam Ave. Suite 125	Project Number: **050332-01.32**	**Report ID:**
Portland, OR 97219	Project Manager: **Cindy Fields**	**A9E0838 - 06 18 19 1646**

ANALYTICAL SAMPLE RESULTS

Semivolatile Organic Compounds by EPA 8270D

Analyte	Sample Result	Detection Limit	Reporting Limit	Units	Dilution	Date Analyzed	Method Ref.	Notes
FD-201905241445 (A9E0838-01)				**Matrix: Sediment**		**Batch: 9060602**		
Acenaphthene	ND	87.7	176	ug/kg dry	40	06/05/19	EPA 8270D	
Acenaphthylene	ND	87.7	176	ug/kg dry	40	06/05/19	EPA 8270D	
Anthracene	ND	87.7	176	ug/kg dry	40	06/05/19	EPA 8270D	
Benz(a)anthracene	**295**	87.7	176	ug/kg dry	40	06/05/19	EPA 8270D	**M-05**
Benzo(a)pyrene	**327**	132	264	ug/kg dry	40	06/05/19	EPA 8270D	
Benzo(b)fluoranthene	**471**	132	264	ug/kg dry	40	06/05/19	EPA 8270D	**M-05**
Benzo(k)fluoranthene	**188**	132	264	ug/kg dry	40	06/05/19	EPA 8270D	**J**
Benzo(g,h,i)perylene	**238**	87.7	176	ug/kg dry	40	06/05/19	EPA 8270D	
Chrysene	**337**	87.7	176	ug/kg dry	40	06/05/19	EPA 8270D	**M-05**
Dibenz(a,h)anthracene	ND	87.7	176	ug/kg dry	40	06/05/19	EPA 8270D	
Fluoranthene	**520**	87.7	176	ug/kg dry	40	06/05/19	EPA 8270D	
Fluorene	ND	87.7	176	ug/kg dry	40	06/05/19	EPA 8270D	
Indeno(1,2,3-cd)pyrene	**273**	87.7	176	ug/kg dry	40	06/05/19	EPA 8270D	
2-Methylnaphthalene	ND	176	352	ug/kg dry	40	06/05/19	EPA 8270D	
Naphthalene	ND	176	352	ug/kg dry	40	06/05/19	EPA 8270D	
Phenanthrene	**253**	87.7	176	ug/kg dry	40	06/05/19	EPA 8270D	
Pyrene	**495**	87.7	176	ug/kg dry	40	06/05/19	EPA 8270D	
Surrogate: Nitrobenzene-d5 (Surr)		*Recovery:*	*38 %*	*Limits: 37-122 %*	*40*	*06/05/19*	*EPA 8270D*	*S-05*
2-Fluorobiphenyl (Surr)			*59 %*	*44-115 %*	*40*	*06/05/19*	*EPA 8270D*	*S-05*
p-Terphenyl-d14 (Surr)			*77 %*	*54-127 %*	*40*	*06/05/19*	*EPA 8270D*	*S-05*
T4-PDI2019-SC27-190524-01-03 (A9E0838-02)				**Matrix: Sediment**		**Batch: 9060602**		
Acenaphthene	ND	99.7	200	ug/kg dry	40	06/05/19	EPA 8270D	
Acenaphthylene	ND	99.7	200	ug/kg dry	40	06/05/19	EPA 8270D	
Anthracene	ND	99.7	200	ug/kg dry	40	06/05/19	EPA 8270D	
Benz(a)anthracene	**452**	99.7	200	ug/kg dry	40	06/05/19	EPA 8270D	**M-05, Q-42**
Benzo(a)pyrene	**674**	150	300	ug/kg dry	40	06/05/19	EPA 8270D	**Q-42**
Benzo(b)fluoranthene	**756**	150	300	ug/kg dry	40	06/05/19	EPA 8270D	**M-05, Q-42**
Benzo(k)fluoranthene	**363**	150	300	ug/kg dry	40	06/05/19	EPA 8270D	**M-05**
Benzo(g,h,i)perylene	**438**	99.7	200	ug/kg dry	40	06/05/19	EPA 8270D	
Chrysene	**562**	99.7	200	ug/kg dry	40	06/05/19	EPA 8270D	**M-05, Q-42**
Dibenz(a,h)anthracene	**102**	99.7	200	ug/kg dry	40	06/05/19	EPA 8270D	**J**
Fluoranthene	**695**	99.7	200	ug/kg dry	40	06/05/19	EPA 8270D	**Q-42**

Apex Laboratories

The results in this report apply to the samples analyzed in accordance with the chain of custody document. This analytical report must be reproduced in its entirety.

Darwin Thomas, Business Development Director

Apex Laboratories, LLC

6700 S.W. Sandburg Street
Tigard, OR 97223
503-718-2323
EPA ID: OR01039

Anchor QEA, LLC	Project: **Port of Portland - T4 - PDI**	
6720 SW Macadam Ave. Suite 125	Project Number: **050332-01.32**	**Report ID:**
Portland, OR 97219	Project Manager: **Cindy Fields**	**A9E0838 - 06 18 19 1646**

ANALYTICAL SAMPLE RESULTS

Semivolatile Organic Compounds by EPA 8270D

Analyte	Sample Result	Detection Limit	Reporting Limit	Units	Dilution	Date Analyzed	Method Ref.	Notes
T4-PDI2019-SC27-190524-01-03 (A9E0838-02)				**Matrix: Sediment**			**Batch: 9060602**	
Fluorene	ND	99.7	200	ug/kg dry	40	06/05/19	EPA 8270D	
Indeno(1,2,3-cd)pyrene	**526**	99.7	200	ug/kg dry	40	06/05/19	EPA 8270D	
2-Methylnaphthalene	ND	200	400	ug/kg dry	40	06/05/19	EPA 8270D	
Naphthalene	ND	200	400	ug/kg dry	40	06/05/19	EPA 8270D	
Phenanthrene	**310**	99.7	200	ug/kg dry	40	06/05/19	EPA 8270D	
Pyrene	**676**	99.7	200	ug/kg dry	40	06/05/19	EPA 8270D	**Q-42**
Surrogate: Nitrobenzene-d5 (Surr)		*Recovery:*	*33 %*	*Limits: 37-122 %*	*40*	*06/05/19*	*EPA 8270D*	*S-05*
2-Fluorobiphenyl (Surr)			*39 %*	*44-115 %*	*40*	*06/05/19*	*EPA 8270D*	*S-05*
p-Terphenyl-d14 (Surr)			*58 %*	*54-127 %*	*40*	*06/05/19*	*EPA 8270D*	*S-05*
T4-PDI2019-SC27-190524-03-05 (A9E0838-03)				**Matrix: Sediment**			**Batch: 9060602**	
Acenaphthene	**199**	97.8	196	ug/kg dry	40	06/06/19	EPA 8270D	
Acenaphthylene	ND	97.8	196	ug/kg dry	40	06/06/19	EPA 8270D	
Anthracene	**171**	97.8	196	ug/kg dry	40	06/06/19	EPA 8270D	**J**
Benz(a)anthracene	**1310**	97.8	196	ug/kg dry	40	06/06/19	EPA 8270D	
Benzo(a)pyrene	**1910**	147	294	ug/kg dry	40	06/06/19	EPA 8270D	
Benzo(b)fluoranthene	**2330**	147	294	ug/kg dry	40	06/06/19	EPA 8270D	**M-05**
Benzo(k)fluoranthene	**951**	147	294	ug/kg dry	40	06/06/19	EPA 8270D	**M-05**
Benzo(g,h,i)perylene	**1260**	97.8	196	ug/kg dry	40	06/06/19	EPA 8270D	
Chrysene	**1480**	97.8	196	ug/kg dry	40	06/06/19	EPA 8270D	
Dibenz(a,h)anthracene	**267**	97.8	196	ug/kg dry	40	06/06/19	EPA 8270D	
Fluoranthene	**1890**	97.8	196	ug/kg dry	40	06/06/19	EPA 8270D	
Fluorene	ND	97.8	196	ug/kg dry	40	06/06/19	EPA 8270D	
Indeno(1,2,3-cd)pyrene	**1350**	97.8	196	ug/kg dry	40	06/06/19	EPA 8270D	
2-Methylnaphthalene	ND	196	392	ug/kg dry	40	06/06/19	EPA 8270D	
Naphthalene	ND	196	392	ug/kg dry	40	06/06/19	EPA 8270D	
Phenanthrene	**854**	97.8	196	ug/kg dry	40	06/06/19	EPA 8270D	
Pyrene	**1890**	97.8	196	ug/kg dry	40	06/06/19	EPA 8270D	
Surrogate: Nitrobenzene-d5 (Surr)		*Recovery:*	*39 %*	*Limits: 37-122 %*	*40*	*06/06/19*	*EPA 8270D*	*S-05*
2-Fluorobiphenyl (Surr)			*44 %*	*44-115 %*	*40*	*06/06/19*	*EPA 8270D*	*S-05*
p-Terphenyl-d14 (Surr)			*57 %*	*54-127 %*	*40*	*06/06/19*	*EPA 8270D*	*S-05*
T4-PDI2019-SC27-190524-05-07 (A9E0838-04RE1)				**Matrix: Sediment**			**Batch: 9060602**	
Acenaphthene	**73.7**	23.5	47.2	ug/kg dry	10	06/06/19	EPA 8270D	

Apex Laboratories

The results in this report apply to the samples analyzed in accordance with the chain of custody document. This analytical report must be reproduced in its entirety.

Darwin Thomas, Business Development Director

Apex Laboratories, LLC

6700 S.W. Sandburg Street
Tigard, OR 97223
503-718-2323
EPA ID: OR01039

Anchor QEA, LLC	Project: **Port of Portland - T4 - PDI**	
6720 SW Macadam Ave. Suite 125	Project Number: **050332-01.32**	**Report ID:**
Portland, OR 97219	Project Manager: **Cindy Fields**	**A9E0838 - 06 18 19 1646**

ANALYTICAL SAMPLE RESULTS

Semivolatile Organic Compounds by EPA 8270D

Analyte	Sample Result	Detection Limit	Reporting Limit	Units	Dilution	Date Analyzed	Method Ref.	Notes
T4-PDI2019-SC27-190524-05-07 (A9E0838-04RE1)				**Matrix: Sediment**		**Batch: 9060602**		
Acenaphthylene	ND	23.5	47.2	ug/kg dry	10	06/06/19	EPA 8270D	
Anthracene	**57.3**	23.5	47.2	ug/kg dry	10	06/06/19	EPA 8270D	
Benz(a)anthracene	**366**	23.5	47.2	ug/kg dry	10	06/06/19	EPA 8270D	
Benzo(a)pyrene	**461**	35.4	70.8	ug/kg dry	10	06/06/19	EPA 8270D	
Benzo(b)fluoranthene	**634**	35.4	70.8	ug/kg dry	10	06/06/19	EPA 8270D	**M-05**
Benzo(k)fluoranthene	**187**	35.4	70.8	ug/kg dry	10	06/06/19	EPA 8270D	**M-05**
Benzo(g,h,i)perylene	**348**	23.5	47.2	ug/kg dry	10	06/06/19	EPA 8270D	
Chrysene	**453**	23.5	47.2	ug/kg dry	10	06/06/19	EPA 8270D	
Dibenz(a,h)anthracene	**77.3**	23.5	47.2	ug/kg dry	10	06/06/19	EPA 8270D	
Fluoranthene	**664**	23.5	47.2	ug/kg dry	10	06/06/19	EPA 8270D	
Fluorene	**53.8**	23.5	47.2	ug/kg dry	10	06/06/19	EPA 8270D	
Indeno(1,2,3-cd)pyrene	**347**	23.5	47.2	ug/kg dry	10	06/06/19	EPA 8270D	
2-Methylnaphthalene	ND	47.2	94.3	ug/kg dry	10	06/06/19	EPA 8270D	
Naphthalene	ND	47.2	94.3	ug/kg dry	10	06/06/19	EPA 8270D	
Phenanthrene	**355**	23.5	47.2	ug/kg dry	10	06/06/19	EPA 8270D	
Pyrene	**586**	23.5	47.2	ug/kg dry	10	06/06/19	EPA 8270D	
Surrogate: Nitrobenzene-d5 (Surr)		*Recovery:*	*48 %*	*Limits: 37-122 %*	*10*	*06/06/19*	*EPA 8270D*	
2-Fluorobiphenyl (Surr)			*47 %*	*44-115 %*	*10*	*06/06/19*	*EPA 8270D*	
p-Terphenyl-d14 (Surr)			*63 %*	*54-127 %*	*10*	*06/06/19*	*EPA 8270D*	
FD-201905241300 (A9E0838-13)				**Matrix: Sediment**		**Batch: 9060602**		
Acenaphthene	**394**	99.2	199	ug/kg dry	40	06/06/19	EPA 8270D	
Acenaphthylene	ND	99.2	199	ug/kg dry	40	06/06/19	EPA 8270D	
Anthracene	**358**	99.2	199	ug/kg dry	40	06/06/19	EPA 8270D	
Benz(a)anthracene	**2630**	99.2	199	ug/kg dry	40	06/06/19	EPA 8270D	
Benzo(a)pyrene	**3880**	149	298	ug/kg dry	40	06/06/19	EPA 8270D	
Benzo(b)fluoranthene	**4670**	149	298	ug/kg dry	40	06/06/19	EPA 8270D	**M-05**
Benzo(k)fluoranthene	**1860**	149	298	ug/kg dry	40	06/06/19	EPA 8270D	**M-05**
Benzo(g,h,i)perylene	**2420**	99.2	199	ug/kg dry	40	06/06/19	EPA 8270D	
Chrysene	**2890**	99.2	199	ug/kg dry	40	06/06/19	EPA 8270D	
Dibenz(a,h)anthracene	**512**	99.2	199	ug/kg dry	40	06/06/19	EPA 8270D	
Fluoranthene	**3960**	99.2	199	ug/kg dry	40	06/06/19	EPA 8270D	
Fluorene	**188**	99.2	199	ug/kg dry	40	06/06/19	EPA 8270D	**J**

Apex Laboratories



The results in this report apply to the samples analyzed in accordance with the chain of custody document. This analytical report must be reproduced in its entirety.

Darwin Thomas, Business Development Director

Apex Laboratories, LLC

6700 S.W. Sandburg Street
Tigard, OR 97223
503-718-2323
EPA ID: OR01039

Anchor QEA, LLC	Project: **Port of Portland - T4 - PDI**	
6720 SW Macadam Ave. Suite 125	Project Number: **050332-01.32**	**Report ID:**
Portland, OR 97219	Project Manager: **Cindy Fields**	**A9E0838 - 06 18 19 1646**

ANALYTICAL SAMPLE RESULTS

Semivolatile Organic Compounds by EPA 8270D

Analyte	Sample Result	Detection Limit	Reporting Limit	Units	Dilution	Date Analyzed	Method Ref.	Notes
FD-201905241300 (A9E0838-13)				**Matrix: Sediment**		**Batch: 9060602**		
Indeno(1,2,3-cd)pyrene	**2580**	99.2	199	ug/kg dry	40	06/06/19	EPA 8270D	
2-Methylnaphthalene	ND	199	398	ug/kg dry	40	06/06/19	EPA 8270D	
Naphthalene	ND	199	398	ug/kg dry	40	06/06/19	EPA 8270D	
Phenanthrene	**1800**	99.2	199	ug/kg dry	40	06/06/19	EPA 8270D	
Pyrene	**3800**	99.2	199	ug/kg dry	40	06/06/19	EPA 8270D	
Surrogate: Nitrobenzene-d5 (Surr)		*Recovery:*	*47 %*	*Limits: 37-122 %*	*40*	*06/06/19*	*EPA 8270D*	*S-05*
2-Fluorobiphenyl (Surr)			*47 %*	*44-115 %*	*40*	*06/06/19*	*EPA 8270D*	*S-05*
p-Terphenyl-d14 (Surr)			*50 %*	*54-127 %*	*40*	*06/06/19*	*EPA 8270D*	*S-05*
T4-PDI2019-SC30-190524-01-03 (A9E0838-14)				**Matrix: Sediment**		**Batch: 9060602**		
Acenaphthene	**200**	92.1	185	ug/kg dry	40	06/06/19	EPA 8270D	
Acenaphthylene	ND	92.1	185	ug/kg dry	40	06/06/19	EPA 8270D	
Anthracene	**181**	92.1	185	ug/kg dry	40	06/06/19	EPA 8270D	**J**
Benz(a)anthracene	**1400**	92.1	185	ug/kg dry	40	06/06/19	EPA 8270D	
Benzo(a)pyrene	**2060**	138	277	ug/kg dry	40	06/06/19	EPA 8270D	
Benzo(b)fluoranthene	**2570**	138	277	ug/kg dry	40	06/06/19	EPA 8270D	**M-05**
Benzo(k)fluoranthene	**1020**	138	277	ug/kg dry	40	06/06/19	EPA 8270D	**M-05**
Benzo(g,h,i)perylene	**1330**	92.1	185	ug/kg dry	40	06/06/19	EPA 8270D	
Chrysene	**1650**	92.1	185	ug/kg dry	40	06/06/19	EPA 8270D	
Dibenz(a,h)anthracene	**288**	92.1	185	ug/kg dry	40	06/06/19	EPA 8270D	
Fluoranthene	**2030**	92.1	185	ug/kg dry	40	06/06/19	EPA 8270D	
Fluorene	ND	92.1	185	ug/kg dry	40	06/06/19	EPA 8270D	
Indeno(1,2,3-cd)pyrene	**1470**	92.1	185	ug/kg dry	40	06/06/19	EPA 8270D	
2-Methylnaphthalene	ND	185	369	ug/kg dry	40	06/06/19	EPA 8270D	
Naphthalene	ND	185	369	ug/kg dry	40	06/06/19	EPA 8270D	
Phenanthrene	**953**	92.1	185	ug/kg dry	40	06/06/19	EPA 8270D	
Pyrene	**1980**	92.1	185	ug/kg dry	40	06/06/19	EPA 8270D	
Surrogate: Nitrobenzene-d5 (Surr)		*Recovery:*	*44 %*	*Limits: 37-122 %*	*40*	*06/06/19*	*EPA 8270D*	*S-05*
2-Fluorobiphenyl (Surr)			*55 %*	*44-115 %*	*40*	*06/06/19*	*EPA 8270D*	*S-05*
p-Terphenyl-d14 (Surr)			*65 %*	*54-127 %*	*40*	*06/06/19*	*EPA 8270D*	*S-05*
T4-PDI2019-SC30-190524-03-05 (A9E0838-15)				**Matrix: Sediment**		**Batch: 9060602**		
Acenaphthene	**92.1**	88.1	177	ug/kg dry	40	06/05/19	EPA 8270D	**J**
Acenaphthylene	ND	88.1	177	ug/kg dry	40	06/05/19	EPA 8270D	

Apex Laboratories



The results in this report apply to the samples analyzed in accordance with the chain of custody document. This analytical report must be reproduced in its entirety.

Darwin Thomas, Business Development Director

Apex Laboratories, LLC

6700 S.W. Sandburg Street
Tigard, OR 97223
503-718-2323
EPA ID: OR01039

Anchor QEA, LLC	Project: **Port of Portland - T4 - PDI**	
6720 SW Macadam Ave. Suite 125	Project Number: **050332-01.32**	**Report ID:**
Portland, OR 97219	Project Manager: **Cindy Fields**	**A9E0838 - 06 18 19 1646**

ANALYTICAL SAMPLE RESULTS

Semivolatile Organic Compounds by EPA 8270D

Analyte	Sample Result	Detection Limit	Reporting Limit	Units	Dilution	Date Analyzed	Method Ref.	Notes
T4-PDI2019-SC30-190524-03-05 (A9E0838-15)				**Matrix: Sediment**			**Batch: 9060602**	
Anthracene	ND	88.1	177	ug/kg dry	40	06/05/19	EPA 8270D	
Benz(a)anthracene	**475**	88.1	177	ug/kg dry	40	06/05/19	EPA 8270D	**M-05**
Benzo(a)pyrene	**614**	132	265	ug/kg dry	40	06/05/19	EPA 8270D	
Benzo(b)fluoranthene	**803**	132	265	ug/kg dry	40	06/05/19	EPA 8270D	**M-05**
Benzo(k)fluoranthene	**321**	132	265	ug/kg dry	40	06/05/19	EPA 8270D	**M-05**
Benzo(g,h,i)perylene	**386**	88.1	177	ug/kg dry	40	06/05/19	EPA 8270D	
Chrysene	**572**	88.1	177	ug/kg dry	40	06/05/19	EPA 8270D	**M-05**
Dibenz(a,h)anthracene	**99.2**	88.1	177	ug/kg dry	40	06/05/19	EPA 8270D	**J**
Fluoranthene	**792**	88.1	177	ug/kg dry	40	06/05/19	EPA 8270D	
Fluorene	ND	88.1	177	ug/kg dry	40	06/05/19	EPA 8270D	
Indeno(1,2,3-cd)pyrene	**452**	88.1	177	ug/kg dry	40	06/05/19	EPA 8270D	
2-Methylnaphthalene	ND	177	353	ug/kg dry	40	06/05/19	EPA 8270D	
Naphthalene	ND	177	353	ug/kg dry	40	06/05/19	EPA 8270D	
Phenanthrene	**404**	88.1	177	ug/kg dry	40	06/05/19	EPA 8270D	
Pyrene	**751**	88.1	177	ug/kg dry	40	06/05/19	EPA 8270D	
Surrogate: Nitrobenzene-d5 (Surr)		*Recovery:*	*40 %*	*Limits: 37-122 %*	*40*	*06/05/19*	*EPA 8270D*	*S-05*
2-Fluorobiphenyl (Surr)			*37 %*	*44-115 %*	*40*	*06/05/19*	*EPA 8270D*	*S-05*
p-Terphenyl-d14 (Surr)			*50 %*	*54-127 %*	*40*	*06/05/19*	*EPA 8270D*	*S-05*
T4-PDI2019-SC30-190524-05-07 (A9E0838-16RE1)				**Matrix: Sediment**			**Batch: 9060602**	
Acenaphthene	**52.0**	19.1	38.4	ug/kg dry	10	06/06/19	EPA 8270D	
Acenaphthylene	ND	19.1	38.4	ug/kg dry	10	06/06/19	EPA 8270D	
Anthracene	**20.4**	19.1	38.4	ug/kg dry	10	06/06/19	EPA 8270D	**J**
Benz(a)anthracene	**86.2**	19.1	38.4	ug/kg dry	10	06/06/19	EPA 8270D	
Benzo(a)pyrene	**123**	28.7	57.5	ug/kg dry	10	06/06/19	EPA 8270D	
Benzo(b)fluoranthene	**115**	28.7	57.5	ug/kg dry	10	06/06/19	EPA 8270D	**M-05**
Benzo(k)fluoranthene	**48.2**	28.7	57.5	ug/kg dry	10	06/06/19	EPA 8270D	**J**
Benzo(g,h,i)perylene	**101**	19.1	38.4	ug/kg dry	10	06/06/19	EPA 8270D	
Chrysene	**98.6**	19.1	38.4	ug/kg dry	10	06/06/19	EPA 8270D	
Dibenz(a,h)anthracene	ND	19.1	38.4	ug/kg dry	10	06/06/19	EPA 8270D	
Fluoranthene	**243**	19.1	38.4	ug/kg dry	10	06/06/19	EPA 8270D	
Fluorene	**26.4**	19.1	38.4	ug/kg dry	10	06/06/19	EPA 8270D	**J**
Indeno(1,2,3-cd)pyrene	**88.6**	19.1	38.4	ug/kg dry	10	06/06/19	EPA 8270D	

Apex Laboratories

The results in this report apply to the samples analyzed in accordance with the chain of custody document. This analytical report must be reproduced in its entirety.

Darwin Thomas, Business Development Director

Apex Laboratories, LLC

6700 S.W. Sandburg Street
Tigard, OR 97223
503-718-2323
EPA ID: OR01039

Anchor QEA, LLC	Project: **Port of Portland - T4 - PDI**	
6720 SW Macadam Ave. Suite 125	Project Number: **050332-01.32**	**Report ID:**
Portland, OR 97219	Project Manager: **Cindy Fields**	**A9E0838 - 06 18 19 1646**

ANALYTICAL SAMPLE RESULTS

Semivolatile Organic Compounds by EPA 8270D

Analyte	Sample Result	Detection Limit	Reporting Limit	Units	Dilution	Date Analyzed	Method Ref.	Notes
T4-PDI2019-SC30-190524-05-07 (A9E0838-16RE1)				**Matrix: Sediment**		**Batch: 9060602**		
2-Methylnaphthalene	ND	38.4	76.6	ug/kg dry	10	06/06/19	EPA 8270D	
Naphthalene	**48.9**	38.4	76.6	ug/kg dry	10	06/06/19	EPA 8270D	**J**
Phenanthrene	**313**	19.1	38.4	ug/kg dry	10	06/06/19	EPA 8270D	
Pyrene	**311**	19.1	38.4	ug/kg dry	10	06/06/19	EPA 8270D	
Surrogate: Nitrobenzene-d5 (Surr)		*Recovery:*	*48 %*	*Limits: 37-122 %*	*10*	*06/06/19*	*EPA 8270D*	
2-Fluorobiphenyl (Surr)			*52 %*	*44-115 %*	*10*	*06/06/19*	*EPA 8270D*	
p-Terphenyl-d14 (Surr)			*60 %*	*54-127 %*	*10*	*06/06/19*	*EPA 8270D*	

Apex Laboratories

The results in this report apply to the samples analyzed in accordance with the chain of custody document. This analytical report must be reproduced in its entirety.

Darwin Thomas, Business Development Director

Apex Laboratories, LLC

6700 S.W. Sandburg Street
Tigard, OR 97223
503-718-2323
EPA ID: OR01039

Anchor QEA, LLC	Project: **Port of Portland - T4 - PDI**	
6720 SW Macadam Ave. Suite 125	Project Number: **050332-01.32**	**Report ID:**
Portland, OR 97219	Project Manager: **Cindy Fields**	**A9E0838 - 06 18 19 1646**

ANALYTICAL SAMPLE RESULTS

Demand Parameters

Analyte	Sample Result	Detection Limit	Reporting Limit	Units	Dilution	Date Analyzed	Method Ref.	Notes
FD-201905241445 (A9E0838-01)				**Matrix: Sediment**				
Batch: 9051321								
Total Organic Carbon	**2.0**	---	0.020	% by Weight	1	05/31/19	EPA 9060Amod	
T4-PDI2019-SC27-190524-01-03 (A9E0838-02)				**Matrix: Sediment**				
Batch: 9051321								
Total Organic Carbon	**1.5**	---	0.020	% by Weight	1	05/31/19	EPA 9060Amod	
T4-PDI2019-SC27-190524-03-05 (A9E0838-03)				**Matrix: Sediment**				
Batch: 9051321								
Total Organic Carbon	**2.0**	---	0.020	% by Weight	1	05/31/19	EPA 9060Amod	
T4-PDI2019-SC27-190524-05-07 (A9E0838-04)				**Matrix: Sediment**				
Batch: 9051321								
Total Organic Carbon	**2.2**	---	0.020	% by Weight	1	05/31/19	EPA 9060Amod	
FD-201905241300 (A9E0838-13)				**Matrix: Sediment**				
Batch: 9051321								
Total Organic Carbon	**1.7**	---	0.020	% by Weight	1	05/31/19	EPA 9060Amod	
T4-PDI2019-SC30-190524-01-03 (A9E0838-14)				**Matrix: Sediment**				
Batch: 9051321								
Total Organic Carbon	**1.7**	---	0.020	% by Weight	1	05/31/19	EPA 9060Amod	
T4-PDI2019-SC30-190524-03-05 (A9E0838-15)				**Matrix: Sediment**				
Batch: 9051321								
Total Organic Carbon	**1.5**	---	0.020	% by Weight	1	05/31/19	EPA 9060Amod	
T4-PDI2019-SC30-190524-05-07 (A9E0838-16)				**Matrix: Sediment**				
Batch: 9051321								
Total Organic Carbon	**0.61**	---	0.020	% by Weight	1	05/31/19	EPA 9060Amod	

Apex Laboratories

The results in this report apply to the samples analyzed in accordance with the chain of custody document. This analytical report must be reproduced in its entirety.

Darwin Thomas, Business Development Director

Apex Laboratories, LLC

6700 S.W. Sandburg Street
Tigard, OR 97223
503-718-2323
EPA ID: OR01039

Anchor QEA, LLC	Project: **Port of Portland - T4 - PDI**	
6720 SW Macadam Ave. Suite 125	Project Number: **050332-01.32**	**Report ID:**
Portland, OR 97219	Project Manager: **Cindy Fields**	**A9E0838 - 06 18 19 1646**

ANALYTICAL SAMPLE RESULTS

Solid and Moisture Determinations

Analyte	Sample Result	Detection Limit	Reporting Limit	Units	Dilution	Date Analyzed	Method Ref.	Notes
FD-201905241445 (A9E0838-01)				**Matrix: Sediment**				
Batch: 9060598								
Total Solids	**57.5**	---	1.00	% by Weight	1	06/06/19	PSEP 1986	
T4-PDI2019-SC27-190524-01-03 (A9E0838-02)				**Matrix: Sediment**				
Batch: 9060598								
Total Solids	**51.8**	---	1.00	% by Weight	1	06/06/19	PSEP 1986	
T4-PDI2019-SC27-190524-03-05 (A9E0838-03)				**Matrix: Sediment**				
Batch: 9060598								
Total Solids	**51.7**	---	1.00	% by Weight	1	06/06/19	PSEP 1986	
T4-PDI2019-SC27-190524-05-07 (A9E0838-04)				**Matrix: Sediment**				
Batch: 9060598								
Total Solids	**56.1**	---	1.00	% by Weight	1	06/06/19	PSEP 1986	
FD-201905241300 (A9E0838-13)				**Matrix: Sediment**				
Batch: 9060598								
Total Solids	**52.6**	---	1.00	% by Weight	1	06/06/19	PSEP 1986	
T4-PDI2019-SC30-190524-01-03 (A9E0838-14)				**Matrix: Sediment**				
Batch: 9060598								
Total Solids	**55.3**	---	1.00	% by Weight	1	06/06/19	PSEP 1986	
T4-PDI2019-SC30-190524-03-05 (A9E0838-15)				**Matrix: Sediment**				
Batch: 9060598								
Total Solids	**59.1**	---	1.00	% by Weight	1	06/06/19	PSEP 1986	
T4-PDI2019-SC30-190524-05-07 (A9E0838-16)				**Matrix: Sediment**				
Batch: 9060598								
Total Solids	**66.7**	---	1.00	% by Weight	1	06/06/19	PSEP 1986	**A-01**

Apex Laboratories



The results in this report apply to the samples analyzed in accordance with the chain of custody document. This analytical report must be reproduced in its entirety.

Darwin Thomas, Business Development Director

Apex Laboratories, LLC

6700 S.W. Sandburg Street
Tigard, OR 97223
503-718-2323
EPA ID: OR01039

Anchor QEA, LLC	Project: **Port of Portland - T4 - PDI**	
6720 SW Macadam Ave. Suite 125	Project Number: **050332-01.32**	**Report ID:**
Portland, OR 97219	Project Manager: **Cindy Fields**	**A9E0838 - 06 18 19 1646**

ANALYTICAL SAMPLE RESULTS

Grain Size by ASTM D 422m/PSET Parameters

Analyte	Sample Result	Detection Limit	Reporting Limit	Units	Dilution	Date Analyzed	Method Ref.	Notes
T4-PDI2019-SC27-190524-01-03 (A9E0838-02)				**Matrix: Sediment**			**Batch: 9060927**	
Gravel (>2.00mm)	ND	0.01	0.01	% of Total	1	06/18/19	D422mod	GS-01
Percent Retained 4.75 mm sieve (#4)	ND	0.01	0.01	% of Total	1	06/18/19	D422mod	GS-01
Percent Retained 2.00 mm sieve (#10)	ND	0.01	0.01	% of Total	1	06/18/19	D422mod	GS-01
Sand (0.063mm - 2.00mm)	**14.2**	0.01	0.01	% of Total	1	06/18/19	D422mod	**GS-01**
Percent Retained 0.85 mm sieve (#20)	**0.01**	0.01	0.01	% of Total	1	06/18/19	D422mod	**GS-01**
Percent Retained 0.425 mm sieve (#40)	**0.30**	0.01	0.01	% of Total	1	06/18/19	D422mod	**GS-01**
Percent Retained 0.250 mm sieve (#60)	**1.12**	0.01	0.01	% of Total	1	06/18/19	D422mod	**GS-01**
Percent Retained 0.150 mm sieve (#100)	**1.78**	0.01	0.01	% of Total	1	06/18/19	D422mod	**GS-01**
Percent Retained 0.106 mm sieve (#140)	**2.56**	0.01	0.01	% of Total	1	06/18/19	D422mod	**GS-01**
Percent Retained 0.075 mm sieve (#200)	**4.81**	0.01	0.01	% of Total	1	06/18/19	D422mod	**GS-01**
Percent Retained 0.063 mm sieve (#230)	**3.65**	0.01	0.01	% of Total	1	06/18/19	D422mod	**GS-01**
Silt (0.005mm < 0.063mm)	**66.3**	0.01	0.01	% of Total	1	06/18/19	D422mod	**GS-01**
Clay (< 0.005 mm)	**19.5**	0.01	0.01	% of Total	1	06/18/19	D422mod	**GS-01**
T4-PDI2019-SC27-190524-03-05 (A9E0838-03)				**Matrix: Sediment**			**Batch: 9060927**	
Gravel (>2.00mm)	**0.01**	0.01	0.01	% of Total	1	06/18/19	D422mod	**GS-01**
Percent Retained 4.75 mm sieve (#4)	ND	0.01	0.01	% of Total	1	06/18/19	D422mod	GS-01
Percent Retained 2.00 mm sieve (#10)	**0.01**	0.01	0.01	% of Total	1	06/18/19	D422mod	**GS-01**
Sand (0.063mm - 2.00mm)	**8.78**	0.01	0.01	% of Total	1	06/18/19	D422mod	**GS-01**
Percent Retained 0.85 mm sieve (#20)	**0.01**	0.01	0.01	% of Total	1	06/18/19	D422mod	**GS-01**
Percent Retained 0.425 mm sieve (#40)	**0.19**	0.01	0.01	% of Total	1	06/18/19	D422mod	**GS-01**
Percent Retained 0.250 mm sieve (#60)	**0.37**	0.01	0.01	% of Total	1	06/18/19	D422mod	**GS-01**
Percent Retained 0.150 mm sieve (#100)	**0.93**	0.01	0.01	% of Total	1	06/18/19	D422mod	**GS-01**
Percent Retained 0.106 mm sieve (#140)	**1.49**	0.01	0.01	% of Total	1	06/18/19	D422mod	**GS-01**
Percent Retained 0.075 mm sieve (#200)	**3.34**	0.01	0.01	% of Total	1	06/18/19	D422mod	**GS-01**

Apex Laboratories



The results in this report apply to the samples analyzed in accordance with the chain of custody document. This analytical report must be reproduced in its entirety.

Darwin Thomas, Business Development Director

Apex Laboratories, LLC

6700 S.W. Sandburg Street
Tigard, OR 97223
503-718-2323
EPA ID: OR01039

Anchor QEA, LLC	Project: **Port of Portland - T4 - PDI**	
6720 SW Macadam Ave. Suite 125	Project Number: **050332-01.32**	**Report ID:**
Portland, OR 97219	Project Manager: **Cindy Fields**	**A9E0838 - 06 18 19 1646**

ANALYTICAL SAMPLE RESULTS

Grain Size by ASTM D 422m/PSET Parameters

Analyte	Sample Result	Detection Limit	Reporting Limit	Units	Dilution	Date Analyzed	Method Ref.	Notes
T4-PDI2019-SC27-190524-03-05 (A9E0838-03)				**Matrix: Sediment**			**Batch: 9060927**	
Percent Retained 0.063 mm sieve (#230)	**2.45**	0.01	0.01	% of Total	1	06/18/19	D422mod	**GS-01**
Silt (0.005mm < 0.063mm)	**67.4**	0.01	0.01	% of Total	1	06/18/19	D422mod	**GS-01**
Clay (< 0.005 mm)	**23.8**	0.01	0.01	% of Total	1	06/18/19	D422mod	**GS-01**
T4-PDI2019-SC27-190524-05-07 (A9E0838-04)				**Matrix: Sediment**			**Batch: 9060927**	
Gravel (>2.00mm)	**0.18**	0.01	0.01	% of Total	1	06/18/19	D422mod	**GS-01**
Percent Retained 4.75 mm sieve (#4)	**0.03**	0.01	0.01	% of Total	1	06/18/19	D422mod	**GS-01**
Percent Retained 2.00 mm sieve (#10)	**0.14**	0.01	0.01	% of Total	1	06/18/19	D422mod	**GS-01**
Sand (0.063mm - 2.00mm)	**8.47**	0.01	0.01	% of Total	1	06/18/19	D422mod	**GS-01**
Percent Retained 0.85 mm sieve (#20)	**0.14**	0.01	0.01	% of Total	1	06/18/19	D422mod	**GS-01**
Percent Retained 0.425 mm sieve (#40)	**0.34**	0.01	0.01	% of Total	1	06/18/19	D422mod	**GS-01**
Percent Retained 0.250 mm sieve (#60)	**0.46**	0.01	0.01	% of Total	1	06/18/19	D422mod	**GS-01**
Percent Retained 0.150 mm sieve (#100)	**0.98**	0.01	0.01	% of Total	1	06/18/19	D422mod	**GS-01**
Percent Retained 0.106 mm sieve (#140)	**1.27**	0.01	0.01	% of Total	1	06/18/19	D422mod	**GS-01**
Percent Retained 0.075 mm sieve (#200)	**2.93**	0.01	0.01	% of Total	1	06/18/19	D422mod	**GS-01**
Percent Retained 0.063 mm sieve (#230)	**2.35**	0.01	0.01	% of Total	1	06/18/19	D422mod	**GS-01**
Silt (0.005mm < 0.063mm)	**70.7**	0.01	0.01	% of Total	1	06/18/19	D422mod	**GS-01**
Clay (< 0.005 mm)	**20.6**	0.01	0.01	% of Total	1	06/18/19	D422mod	**GS-01**
T4-PDI2019-SC30-190524-01-03 (A9E0838-14)				**Matrix: Sediment**			**Batch: 9060927**	
Gravel (>2.00mm)	ND	0.01	0.01	% of Total	1	06/18/19	D422mod	GS-01
Percent Retained 4.75 mm sieve (#4)	ND	0.01	0.01	% of Total	1	06/18/19	D422mod	GS-01
Percent Retained 2.00 mm sieve (#10)	ND	0.01	0.01	% of Total	1	06/18/19	D422mod	GS-01
Sand (0.063mm - 2.00mm)	**10.9**	0.01	0.01	% of Total	1	06/18/19	D422mod	**GS-01**
Percent Retained 0.85 mm sieve (#20)	**0.02**	0.01	0.01	% of Total	1	06/18/19	D422mod	**GS-01**
Percent Retained 0.425 mm sieve (#40)	**0.21**	0.01	0.01	% of Total	1	06/18/19	D422mod	**GS-01**
Percent Retained 0.250 mm sieve (#60)	**0.50**	0.01	0.01	% of Total	1	06/18/19	D422mod	**GS-01**

Apex Laboratories



The results in this report apply to the samples analyzed in accordance with the chain of custody document. This analytical report must be reproduced in its entirety.

Darwin Thomas, Business Development Director

Apex Laboratories, LLC

6700 S.W. Sandburg Street
Tigard, OR 97223
503-718-2323
EPA ID: OR01039

Anchor QEA, LLC	Project: **Port of Portland - T4 - PDI**	
6720 SW Macadam Ave. Suite 125	Project Number: **050332-01.32**	**Report ID:**
Portland, OR 97219	Project Manager: **Cindy Fields**	**A9E0838 - 06 18 19 1646**

ANALYTICAL SAMPLE RESULTS

Grain Size by ASTM D 422m/PSET Parameters

Analyte	Sample Result	Detection Limit	Reporting Limit	Units	Dilution	Date Analyzed	Method Ref.	Notes
T4-PDI2019-SC30-190524-01-03 (A9E0838-14)				**Matrix: Sediment**			**Batch: 9060927**	
Percent Retained 0.150 mm sieve (#100)	**1.08**	0.01	0.01	% of Total	1	06/18/19	D422mod	**GS-01**
Percent Retained 0.106 mm sieve (#140)	**1.74**	0.01	0.01	% of Total	1	06/18/19	D422mod	**GS-01**
Percent Retained 0.075 mm sieve (#200)	**4.22**	0.01	0.01	% of Total	1	06/18/19	D422mod	**GS-01**
Percent Retained 0.063 mm sieve (#230)	**3.12**	0.01	0.01	% of Total	1	06/18/19	D422mod	**GS-01**
Silt (0.005mm < 0.063mm)	**68.9**	0.01	0.01	% of Total	1	06/18/19	D422mod	**GS-01**
Clay (< 0.005 mm)	**20.2**	0.01	0.01	% of Total	1	06/18/19	D422mod	**GS-01**
T4-PDI2019-SC30-190524-03-05 (A9E0838-15)				**Matrix: Sediment**			**Batch: 9060927**	
Gravel (>2.00mm)	**0.13**	0.01	0.01	% of Total	1	06/18/19	D422mod	**GS-01**
Percent Retained 4.75 mm sieve (#4)	ND	0.01	0.01	% of Total	1	06/18/19	D422mod	GS-01
Percent Retained 2.00 mm sieve (#10)	**0.13**	0.01	0.01	% of Total	1	06/18/19	D422mod	**GS-01**
Sand (0.063mm - 2.00mm)	**15.7**	0.01	0.01	% of Total	1	06/18/19	D422mod	**GS-01**
Percent Retained 0.85 mm sieve (#20)	**0.14**	0.01	0.01	% of Total	1	06/18/19	D422mod	**GS-01**
Percent Retained 0.425 mm sieve (#40)	**0.92**	0.01	0.01	% of Total	1	06/18/19	D422mod	**GS-01**
Percent Retained 0.250 mm sieve (#60)	**2.61**	0.01	0.01	% of Total	1	06/18/19	D422mod	**GS-01**
Percent Retained 0.150 mm sieve (#100)	**3.47**	0.01	0.01	% of Total	1	06/18/19	D422mod	**GS-01**
Percent Retained 0.106 mm sieve (#140)	**2.52**	0.01	0.01	% of Total	1	06/18/19	D422mod	**GS-01**
Percent Retained 0.075 mm sieve (#200)	**3.67**	0.01	0.01	% of Total	1	06/18/19	D422mod	**GS-01**
Percent Retained 0.063 mm sieve (#230)	**2.38**	0.01	0.01	% of Total	1	06/18/19	D422mod	**GS-01**
Silt (0.005mm < 0.063mm)	**63.0**	0.01	0.01	% of Total	1	06/18/19	D422mod	**GS-01**
Clay (< 0.005 mm)	**21.1**	0.01	0.01	% of Total	1	06/18/19	D422mod	**GS-01**
T4-PDI2019-SC30-190524-05-07 (A9E0838-16)				**Matrix: Sediment**			**Batch: 9060927**	
Gravel (>2.00mm)	**0.21**	0.01	0.01	% of Total	1	06/18/19	D422mod	**GS-01**
Percent Retained 4.75 mm sieve (#4)	**0.07**	0.01	0.01	% of Total	1	06/18/19	D422mod	**GS-01**
Percent Retained 2.00 mm sieve (#10)	**0.14**	0.01	0.01	% of Total	1	06/18/19	D422mod	**GS-01**

Apex Laboratories



The results in this report apply to the samples analyzed in accordance with the chain of custody document. This analytical report must be reproduced in its entirety.

Darwin Thomas, Business Development Director

Apex Laboratories, LLC

6700 S.W. Sandburg Street
Tigard, OR 97223
503-718-2323
EPA ID: OR01039

Anchor QEA, LLC	Project: **Port of Portland - T4 - PDI**	
6720 SW Macadam Ave. Suite 125	Project Number: **050332-01.32**	**Report ID:**
Portland, OR 97219	Project Manager: **Cindy Fields**	**A9E0838 - 06 18 19 1646**

ANALYTICAL SAMPLE RESULTS

Grain Size by ASTM D 422m/PSET Parameters

Analyte	Sample Result	Detection Limit	Reporting Limit	Units	Dilution	Date Analyzed	Method Ref.	Notes
T4-PDI2019-SC30-190524-05-07 (A9E0838-16)				**Matrix: Sediment**		**Batch: 9060927**		
Sand (0.063mm - 2.00mm)	**61.4**	0.01	0.01	% of Total	1	06/18/19	D422mod	**GS-01**
Percent Retained 0.85 mm sieve (#20)	**0.13**	0.01	0.01	% of Total	1	06/18/19	D422mod	**GS-01**
Percent Retained 0.425 mm sieve (#40)	**1.36**	0.01	0.01	% of Total	1	06/18/19	D422mod	**GS-01**
Percent Retained 0.250 mm sieve (#60)	**4.96**	0.01	0.01	% of Total	1	06/18/19	D422mod	**GS-01**
Percent Retained 0.150 mm sieve (#100)	**13.6**	0.01	0.01	% of Total	1	06/18/19	D422mod	**GS-01**
Percent Retained 0.106 mm sieve (#140)	**17.2**	0.01	0.01	% of Total	1	06/18/19	D422mod	**GS-01**
Percent Retained 0.075 mm sieve (#200)	**17.0**	0.01	0.01	% of Total	1	06/18/19	D422mod	**GS-01**
Percent Retained 0.063 mm sieve (#230)	**7.07**	0.01	0.01	% of Total	1	06/18/19	D422mod	**GS-01**
Silt (0.005mm < 0.063mm)	**31.5**	0.01	0.01	% of Total	1	06/18/19	D422mod	**GS-01**
Clay (< 0.005 mm)	**7.00**	0.01	0.01	% of Total	1	06/18/19	D422mod	**GS-01**

Apex Laboratories

The results in this report apply to the samples analyzed in accordance with the chain of custody document. This analytical report must be reproduced in its entirety.

Darwin Thomas, Business Development Director

Apex Laboratories, LLC
6700 S.W. Sandburg Street
Tigard, OR 97223
503-718-2323
EPA ID: OR01039

Anchor QEA, LLC	Project: **Port of Portland - T4 - PDI**	
6720 SW Macadam Ave. Suite 125	Project Number: **050332-01.32**	**Report ID:**
Portland, OR 97219	Project Manager: **Cindy Fields**	**A9E0838 - 06 18 19 1646**

QUALITY CONTROL (QC) SAMPLE RESULTS

Polychlorinated Biphenyls by EPA 8082A

Analyte	Result	Detection Limit	Reporting Limit	Units	Dilution	Spike Amount	Source Result	% REC	% REC Limits	RPD	RPD Limit	Notes
Batch 9060524 - EPA 3546							**Sediment**					
Blank (9060524-BLK1)			Prepared: 06/04/19 09:49		Analyzed: 06/05/19 08:42							**C-07**
EPA 8082A												
Aroclor 1016	ND	1.82	3.64	ug/kg wet	1	---	---	---	---	---	---	
Aroclor 1221	ND	1.82	3.64	ug/kg wet	1	---	---	---	---	---	---	
Aroclor 1232	ND	1.82	3.64	ug/kg wet	1	---	---	---	---	---	---	
Aroclor 1242	ND	1.82	3.64	ug/kg wet	1	---	---	---	---	---	---	
Aroclor 1248	ND	1.82	3.64	ug/kg wet	1	---	---	---	---	---	---	
Aroclor 1254	ND	1.82	3.64	ug/kg wet	1	---	---	---	---	---	---	
Aroclor 1260	ND	1.82	3.64	ug/kg wet	1	---	---	---	---	---	---	
Surr: Decachlorobiphenyl (Surr)			*Recovery: 92 %*		*Limits: 60-125 %*			*Dilution: 1x*				
LCS (9060524-BS1)			Prepared: 06/04/19 09:49		Analyzed: 06/05/19 09:00							**C-07**
EPA 8082A												
Aroclor 1016	140	2.00	4.00	ug/kg wet	1	250	---	56	47-134%	---	---	
Aroclor 1260	175	2.00	4.00	ug/kg wet	1	250	---	70	53-140%	---	---	
Surr: Decachlorobiphenyl (Surr)			*Recovery: 94 %*		*Limits: 60-125 %*			*Dilution: 1x*				
Duplicate (9060524-DUP1)			Prepared: 06/04/19 09:49		Analyzed: 06/05/19 09:54							**C-07**
QC Source Sample: Non-SDG (A9E0766-02RE1)												
Aroclor 1016	ND	2.88	5.76	ug/kg dry	1	---	ND	---	---	---	30%	
Aroclor 1221	ND	2.88	5.76	ug/kg dry	1	---	ND	---	---	---	30%	
Aroclor 1232	ND	2.88	5.76	ug/kg dry	1	---	ND	---	---	---	30%	
Aroclor 1242	ND	2.88	5.76	ug/kg dry	1	---	ND	---	---	---	30%	
Aroclor 1248	ND	2.88	5.76	ug/kg dry	1	---	ND	---	---	---	30%	
Aroclor 1254	ND	2.88	5.76	ug/kg dry	1	---	ND	---	---	---	30%	
Aroclor 1260	ND	2.88	5.76	ug/kg dry	1	---	ND	---	---	---	30%	
Surr: Decachlorobiphenyl (Surr)			*Recovery: 77 %*		*Limits: 60-125 %*			*Dilution: 1x*				
Matrix Spike (9060524-MS1)			Prepared: 06/04/19 09:49		Analyzed: 06/05/19 11:05							**C-07**
QC Source Sample: Non-SDG (A9E0766-05RE1)												
EPA 8082A												
Aroclor 1016	256	2.90	5.79	ug/kg dry	1	362	ND	71	47-134%	---	---	
Aroclor 1260	288	2.90	5.79	ug/kg dry	1	362	ND	80	53-140%	---	---	
Surr: Decachlorobiphenyl (Surr)			*Recovery: 95 %*		*Limits: 60-125 %*			*Dilution: 1x*				

Apex Laboratories



Darwin Thomas, Business Development Director

The results in this report apply to the samples analyzed in accordance with the chain of custody document. This analytical report must be reproduced in its entirety.

Apex Laboratories, LLC

6700 S.W. Sandburg Street
Tigard, OR 97223
503-718-2323
EPA ID: OR01039

Anchor QEA, LLC	Project: **Port of Portland - T4 - PDI**	
6720 SW Macadam Ave. Suite 125	Project Number: **050332-01.32**	**Report ID:**
Portland, OR 97219	Project Manager: **Cindy Fields**	**A9E0838 - 06 18 19 1646**

QUALITY CONTROL (QC) SAMPLE RESULTS

Polychlorinated Biphenyls by EPA 8082A

Analyte	Result	Detection Limit	Reporting Limit	Units	Dilution	Spike Amount	Source Result	% REC	% REC Limits	RPD	RPD Limit	Notes
Batch 9060524 - EPA 3546							**Sediment**					
Matrix Spike (9060524-MS2)				Prepared: 06/04/19 09:49		Analyzed: 06/06/19 09:24						**C-07**
QC Source Sample: T4-PDI2019-SC27-190524-01-03 (A9E0838-02RE1)												
EPA 8082A												
Aroclor 1016	327	3.81	7.62	ug/kg dry	1	476	ND	69	47-134%	---	---	
Aroclor 1260	370	3.81	7.62	ug/kg dry	1	476	6.05	77	53-140%	---	---	
Surr: Decachlorobiphenyl (Surr)			*Recovery: 78 %*	*Limits: 60-125 %*			*Dilution: 1x*					
Matrix Spike (9060524-MS3)				Prepared: 06/04/19 09:49		Analyzed: 06/06/19 08:48						**C-07**
QC Source Sample: T4-PDI2019-SC30-190524-03-05 (A9E0838-15RE1)												
EPA 8082A												
Aroclor 1016	291	3.34	6.69	ug/kg dry	1	418	ND	70	47-134%	---	---	
Aroclor 1260	327	3.34	6.69	ug/kg dry	1	418	13.3	75	53-140%	---	---	
Surr: Decachlorobiphenyl (Surr)			*Recovery: 84 %*	*Limits: 60-125 %*			*Dilution: 1x*					
Matrix Spike (9060524-MS4)				Prepared: 06/04/19 09:49		Analyzed: 06/06/19 10:53						**C-07**
QC Source Sample: Non-SDG (A9E0927-05RE1)												
EPA 8082A												
Aroclor 1016	392	3.53	7.06	ug/kg dry	1	441	ND	89	47-134%	---	---	
Aroclor 1260	432	3.53	7.06	ug/kg dry	1	441	21.0	93	53-140%	---	---	
Surr: Decachlorobiphenyl (Surr)			*Recovery: 99 %*	*Limits: 60-125 %*			*Dilution: 1x*					
Matrix Spike Dup (9060524-MSD1)				Prepared: 06/04/19 09:49		Analyzed: 06/05/19 11:41						**C-07**
QC Source Sample: Non-SDG (A9E0766-05RE1)												
Aroclor 1016	253	2.89	5.78	ug/kg dry	1	361	ND	70	47-134%	0.9	30%	
Aroclor 1260	284	2.89	5.78	ug/kg dry	1	361	ND	79	53-140%	1	30%	
Surr: Decachlorobiphenyl (Surr)			*Recovery: 92 %*	*Limits: 60-125 %*			*Dilution: 1x*					
Matrix Spike Dup (9060524-MSD2)				Prepared: 06/04/19 09:49		Analyzed: 06/06/19 10:00						**C-07**
QC Source Sample: T4-PDI2019-SC27-190524-01-03 (A9E0838-02RE1)												
EPA 8082A												
Aroclor 1016	317	3.79	7.57	ug/kg dry	1	473	ND	67	47-134%	3	30%	
Aroclor 1260	360	3.79	7.57	ug/kg dry	1	473	6.05	75	53-140%	3	30%	

Apex Laboratories



The results in this report apply to the samples analyzed in accordance with the chain of custody document. This analytical report must be reproduced in its entirety.

Darwin Thomas, Business Development Director

Apex Laboratories, LLC

6700 S.W. Sandburg Street
Tigard, OR 97223
503-718-2323
EPA ID: OR01039

Anchor QEA, LLC	Project: **Port of Portland - T4 - PDI**	
6720 SW Macadam Ave. Suite 125	Project Number: **050332-01.32**	**Report ID:**
Portland, OR 97219	Project Manager: **Cindy Fields**	**A9E0838 - 06 18 19 1646**

QUALITY CONTROL (QC) SAMPLE RESULTS

Polychlorinated Biphenyls by EPA 8082A

Analyte	Result	Detection Limit	Reporting Limit	Units	Dilution	Spike Amount	Source Result	% REC	% REC Limits	RPD	RPD Limit	Notes
Batch 9060524 - EPA 3546							**Sediment**					
Matrix Spike Dup (9060524-MSD2)			Prepared: 06/04/19 09:49		Analyzed: 06/06/19 10:00							**C-07**
QC Source Sample: T4-PDI2019-SC27-190524-01-03 (A9E0838-02RE1)												
Surr: Decachlorobiphenyl (Surr)			*Recovery: 80 %*		*Limits: 60-125 %*		*Dilution: 1x*					
Matrix Spike Dup (9060524-MSD3)			Prepared: 06/04/19 09:49		Analyzed: 06/06/19 09:24							**C-07**
QC Source Sample: T4-PDI2019-SC30-190524-03-05 (A9E0838-15RE1)												
EPA 8082A												
Aroclor 1016	298	3.35	6.70	ug/kg dry	1	418	ND	71	47-134%	2	30%	
Aroclor 1260	337	3.35	6.70	ug/kg dry	1	418	13.3	77	53-140%	3	30%	
Surr: Decachlorobiphenyl (Surr)			*Recovery: 84 %*		*Limits: 60-125 %*		*Dilution: 1x*					
Matrix Spike Dup (9060524-MSD4)			Prepared: 06/04/19 09:49		Analyzed: 06/06/19 11:28							**C-07**
QC Source Sample: Non-SDG (A9E0927-05RE1)												
Aroclor 1016	398	3.53	7.05	ug/kg dry	1	441	ND	90	47-134%	1	30%	
Aroclor 1260	443	3.53	7.05	ug/kg dry	1	441	21.0	96	53-140%	3	30%	
Surr: Decachlorobiphenyl (Surr)			*Recovery: 94 %*		*Limits: 60-125 %*		*Dilution: 1x*					

Apex Laboratories

The results in this report apply to the samples analyzed in accordance with the chain of custody document. This analytical report must be reproduced in its entirety.

Darwin Thomas, Business Development Director

Apex Laboratories, LLC

6700 S.W. Sandburg Street
Tigard, OR 97223
503-718-2323
EPA ID: OR01039

Anchor QEA, LLC	Project: **Port of Portland - T4 - PDI**	
6720 SW Macadam Ave. Suite 125	Project Number: **050332-01.32**	**Report ID:**
Portland, OR 97219	Project Manager: **Cindy Fields**	**A9E0838 - 06 18 19 1646**

QUALITY CONTROL (QC) SAMPLE RESULTS

Semivolatile Organic Compounds by EPA 8270D

Analyte	Result	Detection Limit	Reporting Limit	Units	Dilution	Spike Amount	Source Result	% REC	% REC Limits	RPD	RPD Limit	Notes
Batch 9060602 - EPA 3546							**Sediment**					
Blank (9060602-BLK1)			Prepared: 06/05/19 11:06 Analyzed: 06/05/19 14:34									
EPA 8270D												
Acenaphthene	ND	1.25	2.50	ug/kg wet	1	---	---	---	---	---	---	
Acenaphthylene	ND	1.25	2.50	ug/kg wet	1	---	---	---	---	---	---	
Anthracene	ND	1.25	2.50	ug/kg wet	1	---	---	---	---	---	---	
Benz(a)anthracene	ND	1.25	2.50	ug/kg wet	1	---	---	---	---	---	---	
Benzo(a)pyrene	ND	1.87	3.75	ug/kg wet	1	---	---	---	---	---	---	
Benzo(b)fluoranthene	ND	1.87	3.75	ug/kg wet	1	---	---	---	---	---	---	
Benzo(k)fluoranthene	ND	1.87	3.75	ug/kg wet	1	---	---	---	---	---	---	
Benzo(g,h,i)perylene	ND	1.25	2.50	ug/kg wet	1	---	---	---	---	---	---	
Chrysene	ND	1.25	2.50	ug/kg wet	1	---	---	---	---	---	---	
Dibenz(a,h)anthracene	ND	1.25	2.50	ug/kg wet	1	---	---	---	---	---	---	
Fluoranthene	ND	1.25	2.50	ug/kg wet	1	---	---	---	---	---	---	
Fluorene	ND	1.25	2.50	ug/kg wet	1	---	---	---	---	---	---	
Indeno(1,2,3-cd)pyrene	ND	1.25	2.50	ug/kg wet	1	---	---	---	---	---	---	
1-Methylnaphthalene	ND	2.50	5.00	ug/kg wet	1	---	---	---	---	---	---	
2-Methylnaphthalene	ND	2.50	5.00	ug/kg wet	1	---	---	---	---	---	---	
Naphthalene	ND	2.50	5.00	ug/kg wet	1	---	---	---	---	---	---	
Phenanthrene	ND	1.25	2.50	ug/kg wet	1	---	---	---	---	---	---	
Pyrene	ND	1.25	2.50	ug/kg wet	1	---	---	---	---	---	---	
Surr: Nitrobenzene-d5 (Surr)			*Recovery: 94 %*	*Limits: 37-122 %*			*Dilution: 1x*					
2-Fluorobiphenyl (Surr)			*76 %*	*44-115 %*			*"*					
Phenol-d6 (Surr)			*91 %*	*33-122 %*			*"*					
p-Terphenyl-d14 (Surr)			*96 %*	*54-127 %*			*"*					
2-Fluorophenol (Surr)			*75 %*	*35-115 %*			*"*					
2,4,6-Tribromophenol (Surr)			*72 %*	*39-132 %*			*"*					
LCS (9060602-BS1)			Prepared: 06/05/19 11:06 Analyzed: 06/05/19 15:11									
EPA 8270D												
Acenaphthene	445	5.32	10.7	ug/kg wet	4	533	---	83	40-122%	---	---	
Acenaphthylene	460	5.32	10.7	ug/kg wet	4	533	---	86	32-132%	---	---	
Anthracene	482	5.32	10.7	ug/kg wet	4	533	---	90	47-123%	---	---	
Benz(a)anthracene	526	5.32	10.7	ug/kg wet	4	533	---	99	49-126%	---	---	
Benzo(a)pyrene	540	8.00	16.0	ug/kg wet	4	533	---	101	45-129%	---	---	
Benzo(b)fluoranthene	534	8.00	16.0	ug/kg wet	4	533	---	100	45-132%	---	---	

Apex Laboratories

The results in this report apply to the samples analyzed in accordance with the chain of custody document. This analytical report must be reproduced in its entirety.

Darwin Thomas, Business Development Director

Apex Laboratories, LLC

6700 S.W. Sandburg Street
Tigard, OR 97223
503-718-2323
EPA ID: OR01039

Anchor QEA, LLC	Project: **Port of Portland - T4 - PDI**	
6720 SW Macadam Ave. Suite 125	Project Number: **050332-01.32**	**Report ID:**
Portland, OR 97219	Project Manager: **Cindy Fields**	**A9E0838 - 06 18 19 1646**

QUALITY CONTROL (QC) SAMPLE RESULTS

Semivolatile Organic Compounds by EPA 8270D

Analyte	Result	Detection Limit	Reporting Limit	Units	Dilution	Spike Amount	Source Result	% REC	% REC Limits	RPD	RPD Limit	Notes
Batch 9060602 - EPA 3546							**Sediment**					
LCS (9060602-BS1)			Prepared: 06/05/19 11:06 Analyzed: 06/05/19 15:11									
Benzo(k)fluoranthene	533	8.00	16.0	ug/kg wet	4	533	---	100	47-132%	---	---	
Benzo(g,h,i)perylene	471	5.32	10.7	ug/kg wet	4	533	---	88	43-134%	---	---	
Chrysene	518	5.32	10.7	ug/kg wet	4	533	---	97	50-124%	---	---	
Dibenz(a,h)anthracene	524	5.32	10.7	ug/kg wet	4	533	---	98	45-134%	---	---	
Fluoranthene	503	5.32	10.7	ug/kg wet	4	533	---	94	50-127%	---	---	
Fluorene	454	5.32	10.7	ug/kg wet	4	533	---	85	43-125%	---	---	
Indeno(1,2,3-cd)pyrene	458	5.32	10.7	ug/kg wet	4	533	---	86	45-133%	---	---	
1-Methylnaphthalene	428	10.7	21.3	ug/kg wet	4	533	---	80	40-120%	---	---	
2-Methylnaphthalene	439	10.7	21.3	ug/kg wet	4	533	---	82	38-122%	---	---	
Naphthalene	430	10.7	21.3	ug/kg wet	4	533	---	81	35-123%	---	---	
Phenanthrene	469	5.32	10.7	ug/kg wet	4	533	---	88	50-121%	---	---	
Pyrene	497	5.32	10.7	ug/kg wet	4	533	---	93	47-127%	---	---	
Surr: Nitrobenzene-d5 (Surr)			*Recovery: 91 %*	*Limits: 37-122 %*			*Dilution: 4x*					
2-Fluorobiphenyl (Surr)			*83 %*	*44-115 %*			*"*					
Phenol-d6 (Surr)			*92 %*	*33-122 %*			*"*					
p-Terphenyl-d14 (Surr)			*95 %*	*54-127 %*			*"*					
2-Fluorophenol (Surr)			*68 %*	*35-115 %*			*"*					
2,4,6-Tribromophenol (Surr)			*83 %*	*39-132 %*			*"*					
Duplicate (9060602-DUP1)			Prepared: 06/05/19 11:06 Analyzed: 06/05/19 17:36									
QC Source Sample: Non-SDG (A9E0766-02RE2)												
Acenaphthene	ND	1.84	3.69	ug/kg dry	1	---	ND	---	---	---	30%	
Acenaphthylene	ND	1.84	3.69	ug/kg dry	1	---	ND	---	---	---	30%	
Anthracene	ND	1.84	3.69	ug/kg dry	1	---	ND	---	---	---	30%	
Benz(a)anthracene	ND	1.84	3.69	ug/kg dry	1	---	ND	---	---	---	30%	
Benzo(a)pyrene	ND	2.76	5.52	ug/kg dry	1	---	ND	---	---	---	30%	
Benzo(b)fluoranthene	ND	2.76	5.52	ug/kg dry	1	---	ND	---	---	---	30%	
Benzo(k)fluoranthene	ND	2.76	5.52	ug/kg dry	1	---	ND	---	---	---	30%	
Benzo(g,h,i)perylene	ND	1.84	3.69	ug/kg dry	1	---	ND	---	---	---	30%	
Chrysene	ND	1.84	3.69	ug/kg dry	1	---	ND	---	---	---	30%	
Dibenz(a,h)anthracene	ND	1.84	3.69	ug/kg dry	1	---	ND	---	---	---	30%	
Fluoranthene	ND	1.84	3.69	ug/kg dry	1	---	ND	---	---	---	30%	
Fluorene	ND	1.84	3.69	ug/kg dry	1	---	ND	---	---	---	30%	
Indeno(1,2,3-cd)pyrene	ND	1.84	3.69	ug/kg dry	1	---	ND	---	---	---	30%	

Apex Laboratories

The results in this report apply to the samples analyzed in accordance with the chain of custody document. This analytical report must be reproduced in its entirety.

Darwin Thomas, Business Development Director

Apex Laboratories, LLC
6700 S.W. Sandburg Street
Tigard, OR 97223
503-718-2323
EPA ID: OR01039

Anchor QEA, LLC	Project: **Port of Portland - T4 - PDI**	
6720 SW Macadam Ave. Suite 125	Project Number: **050332-01.32**	**Report ID:**
Portland, OR 97219	Project Manager: **Cindy Fields**	**A9E0838 - 06 18 19 1646**

QUALITY CONTROL (QC) SAMPLE RESULTS

Semivolatile Organic Compounds by EPA 8270D

Analyte	Result	Detection Limit	Reporting Limit	Units	Dilution	Spike Amount	Source Result	% REC	% REC Limits	RPD	RPD Limit	Notes
Batch 9060602 - EPA 3546							**Sediment**					
Duplicate (9060602-DUP1)				Prepared: 06/05/19 11:06		Analyzed: 06/05/19 17:36						
QC Source Sample: Non-SDG (A9E0766-02RE2)												
1-Methylnaphthalene	ND	3.69	7.36	ug/kg dry	1	---	ND	---	---	---	30%	
2-Methylnaphthalene	ND	3.69	7.36	ug/kg dry	1	---	ND	---	---	---	30%	
Naphthalene	ND	3.69	7.36	ug/kg dry	1	---	ND	---	---	---	30%	
Phenanthrene	ND	1.84	3.69	ug/kg dry	1	---	ND	---	---	---	30%	
Pyrene	ND	1.84	3.69	ug/kg dry	1	---	ND	---	---	---	30%	
Surr: Nitrobenzene-d5 (Surr)			*Recovery: 81 %*		*Limits: 37-122 %*		*Dilution: 1x*					
2-Fluorobiphenyl (Surr)			*68 %*		*44-115 %*		*"*					
Phenol-d6 (Surr)			*83 %*		*33-122 %*		*"*					
p-Terphenyl-d14 (Surr)			*83 %*		*54-127 %*		*"*					
2-Fluorophenol (Surr)			*74 %*		*35-115 %*		*"*					
2,4,6-Tribromophenol (Surr)			*71 %*		*39-132 %*		*"*					
Matrix Spike (9060602-MS1)				Prepared: 06/05/19 11:06		Analyzed: 06/05/19 18:49						
QC Source Sample: Non-SDG (A9E0766-05RE2)												
EPA 8270D												
Acenaphthene	554	7.43	14.9	ug/kg dry	4	745	ND	74	40-122%	---	---	
Acenaphthylene	573	7.43	14.9	ug/kg dry	4	745	ND	77	32-132%	---	---	
Anthracene	595	7.43	14.9	ug/kg dry	4	745	ND	80	47-123%	---	---	
Benz(a)anthracene	611	7.43	14.9	ug/kg dry	4	745	ND	82	49-126%	---	---	
Benzo(a)pyrene	639	11.2	22.4	ug/kg dry	4	745	ND	86	45-129%	---	---	
Benzo(b)fluoranthene	628	11.2	22.4	ug/kg dry	4	745	ND	84	45-132%	---	---	
Benzo(k)fluoranthene	620	11.2	22.4	ug/kg dry	4	745	ND	83	47-132%	---	---	
Benzo(g,h,i)perylene	572	7.43	14.9	ug/kg dry	4	745	ND	77	43-134%	---	---	
Chrysene	604	7.43	14.9	ug/kg dry	4	745	ND	81	50-124%	---	---	
Dibenz(a,h)anthracene	589	7.43	14.9	ug/kg dry	4	745	ND	79	45-134%	---	---	
Fluoranthene	608	7.43	14.9	ug/kg dry	4	745	ND	82	50-127%	---	---	
Fluorene	573	7.43	14.9	ug/kg dry	4	745	ND	77	43-125%	---	---	
Indeno(1,2,3-cd)pyrene	542	7.43	14.9	ug/kg dry	4	745	ND	73	45-133%	---	---	
1-Methylnaphthalene	569	14.9	29.8	ug/kg dry	4	745	ND	76	40-120%	---	---	
2-Methylnaphthalene	572	14.9	29.8	ug/kg dry	4	745	ND	77	38-122%	---	---	
Naphthalene	553	14.9	29.8	ug/kg dry	4	745	ND	74	35-123%	---	---	
Phenanthrene	584	7.43	14.9	ug/kg dry	4	745	ND	78	50-121%	---	---	
Pyrene	602	7.43	14.9	ug/kg dry	4	745	ND	81	47-127%	---	---	

Apex Laboratories

The results in this report apply to the samples analyzed in accordance with the chain of custody document. This analytical report must be reproduced in its entirety.

Darwin Thomas, Business Development Director

Apex Laboratories, LLC

6700 S.W. Sandburg Street
Tigard, OR 97223
503-718-2323
EPA ID: OR01039

Anchor QEA, LLC	Project: **Port of Portland - T4 - PDI**	
6720 SW Macadam Ave. Suite 125	Project Number: **050332-01.32**	**Report ID:**
Portland, OR 97219	Project Manager: **Cindy Fields**	**A9E0838 - 06 18 19 1646**

QUALITY CONTROL (QC) SAMPLE RESULTS

Semivolatile Organic Compounds by EPA 8270D

Analyte	Result	Detection Limit	Reporting Limit	Units	Dilution	Spike Amount	Source Result	% REC	% REC Limits	RPD	RPD Limit	Notes
Batch 9060602 - EPA 3546							**Sediment**					
Matrix Spike (9060602-MS1)				Prepared: 06/05/19 11:06 Analyzed: 06/05/19 18:49								
QC Source Sample: Non-SDG (A9E0766-05RE2)												
Surr: Nitrobenzene-d5 (Surr)			*Recovery: 89 %*	*Limits: 37-122 %*			*Dilution: 4x*					
2-Fluorobiphenyl (Surr)			*72 %*	*44-115 %*			*"*					
Phenol-d6 (Surr)			*89 %*	*33-122 %*			*"*					
p-Terphenyl-d14 (Surr)			*73 %*	*54-127 %*			*"*					
2-Fluorophenol (Surr)			*68 %*	*35-115 %*			*"*					
2,4,6-Tribromophenol (Surr)			*77 %*	*39-132 %*			*"*					
Matrix Spike (9060602-MS2)				Prepared: 06/05/19 11:06 Analyzed: 06/05/19 18:15								
QC Source Sample: T4-PDI2019-SC27-190524-01-03 (A9E0838-02)												
EPA 8270D												
Acenaphthene	618	98.6	198	ug/kg dry	40	988	ND	63	40-122%	---	---	
Acenaphthylene	531	98.6	198	ug/kg dry	40	988	ND	54	32-132%	---	---	
Anthracene	734	98.6	198	ug/kg dry	40	988	ND	74	47-123%	---	---	
Benz(a)anthracene	1090	98.6	198	ug/kg dry	40	988	452	64	49-126%	---	---	
Benzo(a)pyrene	1220	148	296	ug/kg dry	40	988	674	56	45-129%	---	---	
Benzo(b)fluoranthene	1330	148	296	ug/kg dry	40	988	756	58	45-132%	---	---	
Benzo(k)fluoranthene	1070	148	296	ug/kg dry	40	988	363	72	47-132%	---	---	
Benzo(g,h,i)perylene	1060	98.6	198	ug/kg dry	40	988	438	63	43-134%	---	---	
Chrysene	1170	98.6	198	ug/kg dry	40	988	562	61	50-124%	---	---	
Dibenz(a,h)anthracene	839	98.6	198	ug/kg dry	40	988	102	75	45-134%	---	---	
Fluoranthene	1290	98.6	198	ug/kg dry	40	988	695	60	50-127%	---	---	
Fluorene	658	98.6	198	ug/kg dry	40	988	ND	67	43-125%	---	---	
Indeno(1,2,3-cd)pyrene	1150	98.6	198	ug/kg dry	40	988	526	63	45-133%	---	---	
2-Methylnaphthalene	535	198	395	ug/kg dry	40	988	ND	54	38-122%	---	---	
Naphthalene	541	198	395	ug/kg dry	40	988	ND	55	35-123%	---	---	
Phenanthrene	1010	98.6	198	ug/kg dry	40	988	310	71	50-121%	---	---	
Pyrene	1300	98.6	198	ug/kg dry	40	988	676	63	47-127%	---	---	
Surr: Nitrobenzene-d5 (Surr)			*Recovery: 46 %*	*Limits: 37-122 %*			*Dilution: 40x*					S-05
2-Fluorobiphenyl (Surr)			*49 %*	*44-115 %*			*"*					S-05
p-Terphenyl-d14 (Surr)			*70 %*	*54-127 %*			*"*					S-05
Matrix Spike (9060602-MS3)				Prepared: 06/05/19 11:06 Analyzed: 06/05/19 19:29								

Apex Laboratories

The results in this report apply to the samples analyzed in accordance with the chain of custody document. This analytical report must be reproduced in its entirety.

Darwin Thomas, Business Development Director

Apex Laboratories, LLC
6700 S.W. Sandburg Street
Tigard, OR 97223
503-718-2323
EPA ID: OR01039

Anchor QEA, LLC	Project: **Port of Portland - T4 - PDI**	
6720 SW Macadam Ave. Suite 125	Project Number: **050332-01.32**	**Report ID:**
Portland, OR 97219	Project Manager: **Cindy Fields**	**A9E0838 - 06 18 19 1646**

QUALITY CONTROL (QC) SAMPLE RESULTS

Semivolatile Organic Compounds by EPA 8270D

Analyte	Result	Detection Limit	Reporting Limit	Units	Dilution	Spike Amount	Source Result	% REC	% REC Limits	RPD	RPD Limit	Notes
Batch 9060602 - EPA 3546							**Sediment**					
Matrix Spike (9060602-MS3)			Prepared: 06/05/19 11:06 Analyzed: 06/05/19 19:29									
QC Source Sample: T4-PDI2019-SC30-190524-03-05 (A9E0838-15)												
EPA 8270D												
Acenaphthene	761	87.4	176	ug/kg dry	40	877	92.1	76	40-122%	---	---	
Acenaphthylene	573	87.4	176	ug/kg dry	40	877	ND	65	32-132%	---	---	
Anthracene	726	87.4	176	ug/kg dry	40	877	ND	83	47-123%	---	---	
Benz(a)anthracene	1320	87.4	176	ug/kg dry	40	877	475	96	49-126%	---	---	
Benzo(a)pyrene	1550	131	263	ug/kg dry	40	877	614	107	45-129%	---	---	
Benzo(b)fluoranthene	1700	131	263	ug/kg dry	40	877	803	102	45-132%	---	---	
Benzo(k)fluoranthene	1150	131	263	ug/kg dry	40	877	321	94	47-132%	---	---	
Benzo(g,h,i)perylene	1170	87.4	176	ug/kg dry	40	877	386	90	43-134%	---	---	
Chrysene	1400	87.4	176	ug/kg dry	40	877	572	94	50-124%	---	---	
Dibenz(a,h)anthracene	743	87.4	176	ug/kg dry	40	877	99.2	73	45-134%	---	---	
Fluoranthene	1660	87.4	176	ug/kg dry	40	877	792	99	50-127%	---	---	
Fluorene	668	87.4	176	ug/kg dry	40	877	ND	76	43-125%	---	---	
Indeno(1,2,3-cd)pyrene	1230	87.4	176	ug/kg dry	40	877	452	89	45-133%	---	---	
2-Methylnaphthalene	562	176	350	ug/kg dry	40	877	ND	64	38-122%	---	---	
Naphthalene	560	176	350	ug/kg dry	40	877	ND	64	35-123%	---	---	
Phenanthrene	1250	87.4	176	ug/kg dry	40	877	404	97	50-121%	---	---	
Pyrene	1640	87.4	176	ug/kg dry	40	877	751	102	47-127%	---	---	
Surr: Nitrobenzene-d5 (Surr)			*Recovery: 57 %*	*Limits: 37-122 %*			*Dilution: 40x*					S-05
2-Fluorobiphenyl (Surr)			*59 %*	*44-115 %*			*"*					S-05
p-Terphenyl-d14 (Surr)			*65 %*	*54-127 %*			*"*					S-05
Matrix Spike (9060602-MS4)			Prepared: 06/05/19 16:08 Analyzed: 06/06/19 12:42									
QC Source Sample: Non-SDG (A9E0927-05)												
EPA 8270D												
Acenaphthene	502	91.6	184	ug/kg dry	40	918	ND	55	40-122%	---	---	
Acenaphthylene	444	91.6	184	ug/kg dry	40	918	ND	48	32-132%	---	---	
Anthracene	650	91.6	184	ug/kg dry	40	918	ND	71	47-123%	---	---	
Benz(a)anthracene	910	91.6	184	ug/kg dry	40	918	311	65	49-126%	---	---	
Benzo(a)pyrene	1010	138	275	ug/kg dry	40	918	372	70	45-129%	---	---	
Benzo(b)fluoranthene	1090	138	275	ug/kg dry	40	918	531	61	45-132%	---	---	
Benzo(k)fluoranthene	871	138	275	ug/kg dry	40	918	187	75	47-132%	---	---	
Benzo(g,h,i)perylene	845	91.6	184	ug/kg dry	40	918	282	61	43-134%	---	---	

Apex Laboratories



The results in this report apply to the samples analyzed in accordance with the chain of custody document. This analytical report must be reproduced in its entirety.

Darwin Thomas, Business Development Director

Apex Laboratories, LLC

6700 S.W. Sandburg Street
Tigard, OR 97223
503-718-2323
EPA ID: OR01039

Anchor QEA, LLC	Project: **Port of Portland - T4 - PDI**	
6720 SW Macadam Ave. Suite 125	Project Number: **050332-01.32**	**Report ID:**
Portland, OR 97219	Project Manager: **Cindy Fields**	**A9E0838 - 06 18 19 1646**

QUALITY CONTROL (QC) SAMPLE RESULTS

Semivolatile Organic Compounds by EPA 8270D

Analyte	Result	Detection Limit	Reporting Limit	Units	Dilution	Spike Amount	Source Result	% REC	% REC Limits	RPD	RPD Limit	Notes
Batch 9060602 - EPA 3546							**Sediment**					
Matrix Spike (9060602-MS4)			Prepared: 06/05/19 16:08 Analyzed: 06/06/19 12:42									
QC Source Sample: Non-SDG (A9E0927-05)												
Chrysene	936	91.6	184	ug/kg dry	40	918	400	58	50-124%	---	---	
Dibenz(a,h)anthracene	679	91.6	184	ug/kg dry	40	918	ND	74	45-134%	---	---	
Fluoranthene	1120	91.6	184	ug/kg dry	40	918	600	57	50-127%	---	---	
Fluorene	597	91.6	184	ug/kg dry	40	918	ND	65	43-125%	---	---	
Indeno(1,2,3-cd)pyrene	842	91.6	184	ug/kg dry	40	918	279	61	45-133%	---	---	
2-Methylnaphthalene	359	184	367	ug/kg dry	40	918	ND	39	38-122%	---	---	J
Naphthalene	344	184	367	ug/kg dry	40	918	ND	38	35-123%	---	---	J
Phenanthrene	861	91.6	184	ug/kg dry	40	918	296	62	50-121%	---	---	
Pyrene	1110	91.6	184	ug/kg dry	40	918	563	60	47-127%	---	---	
Surr: Nitrobenzene-d5 (Surr)			*Recovery: 29 %*	*Limits: 37-122 %*			*Dilution: 40x*					S-05
2-Fluorobiphenyl (Surr)			*41 %*	*44-115 %*			*"*					S-05
Phenol-d6 (Surr)			*31 %*	*33-122 %*			*"*					S-05
p-Terphenyl-d14 (Surr)			*66 %*	*54-127 %*			*"*					S-05
2-Fluorophenol (Surr)			*28 %*	*35-115 %*			*"*					S-05
2,4,6-Tribromophenol (Surr)			*85 %*	*39-132 %*			*"*					S-05
Matrix Spike Dup (9060602-MSD1)			Prepared: 06/05/19 11:06 Analyzed: 06/05/19 19:26									
QC Source Sample: Non-SDG (A9E0766-05RE2)												
Acenaphthene	452	7.40	14.9	ug/kg dry	4	742	ND	61	40-122%	20	30%	
Acenaphthylene	467	7.40	14.9	ug/kg dry	4	742	ND	63	32-132%	20	30%	
Anthracene	593	7.40	14.9	ug/kg dry	4	742	ND	80	47-123%	0.2	30%	
Benz(a)anthracene	648	7.40	14.9	ug/kg dry	4	742	ND	87	49-126%	6	30%	
Benzo(a)pyrene	661	11.1	22.3	ug/kg dry	4	742	ND	89	45-129%	3	30%	
Benzo(b)fluoranthene	647	11.1	22.3	ug/kg dry	4	742	ND	87	45-132%	3	30%	
Benzo(k)fluoranthene	640	11.1	22.3	ug/kg dry	4	742	ND	86	47-132%	3	30%	
Benzo(g,h,i)perylene	594	7.40	14.9	ug/kg dry	4	742	ND	80	43-134%	4	30%	
Chrysene	640	7.40	14.9	ug/kg dry	4	742	ND	86	50-124%	6	30%	
Dibenz(a,h)anthracene	649	7.40	14.9	ug/kg dry	4	742	ND	88	45-134%	10	30%	
Fluoranthene	628	7.40	14.9	ug/kg dry	4	742	ND	85	50-127%	3	30%	
Fluorene	517	7.40	14.9	ug/kg dry	4	742	ND	70	43-125%	10	30%	
Indeno(1,2,3-cd)pyrene	691	7.40	14.9	ug/kg dry	4	742	ND	93	45-133%	24	30%	
1-Methylnaphthalene	398	14.9	29.6	ug/kg dry	4	742	ND	54	40-120%	**35**	**30%**	Q-24
2-Methylnaphthalene	405	14.9	29.6	ug/kg dry	4	742	ND	55	38-122%	**34**	**30%**	Q-24

Apex Laboratories

The results in this report apply to the samples analyzed in accordance with the chain of custody document. This analytical report must be reproduced in its entirety.

Darwin Thomas, Business Development Director

Apex Laboratories, LLC

6700 S.W. Sandburg Street
Tigard, OR 97223
503-718-2323
EPA ID: OR01039

Anchor QEA, LLC	Project: **Port of Portland - T4 - PDI**	
6720 SW Macadam Ave. Suite 125	Project Number: **050332-01.32**	**Report ID:**
Portland, OR 97219	Project Manager: **Cindy Fields**	**A9E0838 - 06 18 19 1646**

QUALITY CONTROL (QC) SAMPLE RESULTS

Semivolatile Organic Compounds by EPA 8270D

Analyte	Result	Detection Limit	Reporting Limit	Units	Dilution	Spike Amount	Source Result	% REC	% REC Limits	RPD	RPD Limit	Notes
Batch 9060602 - EPA 3546							**Sediment**					
Matrix Spike Dup (9060602-MSD1)			Prepared: 06/05/19 11:06 Analyzed: 06/05/19 19:26									
QC Source Sample: Non-SDG (A9E0766-05RE2)												
Naphthalene	389	14.9	29.6	ug/kg dry	4	742	ND	52	35-123%	**35**	**30%**	Q-24
Phenanthrene	578	7.40	14.9	ug/kg dry	4	742	ND	78	50-121%	0.9	30%	
Pyrene	627	7.40	14.9	ug/kg dry	4	742	ND	85	47-127%	4	30%	
Surr: Nitrobenzene-d5 (Surr)			*Recovery: 60 %*		*Limits: 37-122 %*		*Dilution: 4x*					
2-Fluorobiphenyl (Surr)			*56 %*		*44-115 %*		*"*					
Phenol-d6 (Surr)			*59 %*		*33-122 %*		*"*					
p-Terphenyl-d14 (Surr)			*84 %*		*54-127 %*		*"*					
2-Fluorophenol (Surr)			*43 %*		*35-115 %*		*"*					
2,4,6-Tribromophenol (Surr)			*69 %*		*39-132 %*		*"*					
Matrix Spike Dup (9060602-MSD2)			Prepared: 06/05/19 11:06 Analyzed: 06/05/19 18:52									
QC Source Sample: T4-PDI2019-SC27-190524-01-03 (A9E0838-02)												
EPA 8270D												
Acenaphthene	725	98.4	198	ug/kg dry	40	987	ND	74	40-122%	16	30%	
Acenaphthylene	566	98.4	198	ug/kg dry	40	987	ND	57	32-132%	6	30%	
Anthracene	839	98.4	198	ug/kg dry	40	987	ND	85	47-123%	13	30%	
Benz(a)anthracene	1710	98.4	198	ug/kg dry	40	987	452	**128**	**49-126%**	**45**	**30%**	Q-01
Benzo(a)pyrene	2250	148	296	ug/kg dry	40	987	674	**160**	**45-129%**	**59**	**30%**	Q-01
Benzo(b)fluoranthene	2690	148	296	ug/kg dry	40	987	756	**197**	**45-132%**	**68**	**30%**	Q-01
Benzo(k)fluoranthene	1570	148	296	ug/kg dry	40	987	363	123	47-132%	**38**	**30%**	Q-24
Benzo(g,h,i)perylene	1710	98.4	198	ug/kg dry	40	987	438	129	43-134%	**47**	**30%**	Q-24
Chrysene	1930	98.4	198	ug/kg dry	40	987	562	**139**	**50-124%**	**49**	**30%**	Q-01
Dibenz(a,h)anthracene	979	98.4	198	ug/kg dry	40	987	102	89	45-134%	15	30%	
Fluoranthene	2320	98.4	198	ug/kg dry	40	987	695	**164**	**50-127%**	**57**	**30%**	Q-01
Fluorene	701	98.4	198	ug/kg dry	40	987	ND	71	43-125%	6	30%	
Indeno(1,2,3-cd)pyrene	1740	98.4	198	ug/kg dry	40	987	526	123	45-133%	**41**	**30%**	Q-24
2-Methylnaphthalene	561	198	394	ug/kg dry	40	987	ND	57	38-122%	5	30%	
Naphthalene	553	198	394	ug/kg dry	40	987	ND	56	35-123%	2	30%	
Phenanthrene	1410	98.4	198	ug/kg dry	40	987	310	112	50-121%	**33**	**30%**	Q-24
Pyrene	2330	98.4	198	ug/kg dry	40	987	676	**168**	**47-127%**	**57**	**30%**	Q-01
Surr: Nitrobenzene-d5 (Surr)			*Recovery: 43 %*		*Limits: 37-122 %*		*Dilution: 40x*					S-05
2-Fluorobiphenyl (Surr)			*52 %*		*44-115 %*		*"*					S-05

Apex Laboratories

The results in this report apply to the samples analyzed in accordance with the chain of custody document. This analytical report must be reproduced in its entirety.

Darwin Thomas, Business Development Director

Apex Laboratories, LLC

6700 S.W. Sandburg Street
Tigard, OR 97223
503-718-2323
EPA ID: OR01039

Anchor QEA, LLC	Project: **Port of Portland - T4 - PDI**	
6720 SW Macadam Ave. Suite 125	Project Number: **050332-01.32**	**Report ID:**
Portland, OR 97219	Project Manager: **Cindy Fields**	**A9E0838 - 06 18 19 1646**

QUALITY CONTROL (QC) SAMPLE RESULTS

Semivolatile Organic Compounds by EPA 8270D

Analyte	Result	Detection Limit	Reporting Limit	Units	Dilution	Spike Amount	Source Result	% REC	% REC Limits	RPD	RPD Limit	Notes
Batch 9060602 - EPA 3546							**Sediment**					
Matrix Spike Dup (9060602-MSD2)			Prepared: 06/05/19 11:06 Analyzed: 06/05/19 18:52									
QC Source Sample: T4-PDI2019-SC27-190524-01-03 (A9E0838-02)												
Surr: p-Terphenyl-d14 (Surr)			*Recovery: 81 %*	*Limits: 54-127 %*			*Dilution: 40x*					S-05
Matrix Spike Dup (9060602-MSD3)			Prepared: 06/05/19 11:06 Analyzed: 06/05/19 20:07									
QC Source Sample: T4-PDI2019-SC30-190524-03-05 (A9E0838-15)												
EPA 8270D												
Acenaphthene	655	87.5	176	ug/kg dry	40	877	92.1	64	40-122%	15	30%	
Acenaphthylene	528	87.5	176	ug/kg dry	40	877	ND	60	32-132%	8	30%	
Anthracene	700	87.5	176	ug/kg dry	40	877	ND	80	47-123%	4	30%	
Benz(a)anthracene	1140	87.5	176	ug/kg dry	40	877	475	76	49-126%	15	30%	
Benzo(a)pyrene	1300	132	263	ug/kg dry	40	877	614	78	45-129%	18	30%	
Benzo(b)fluoranthene	1460	132	263	ug/kg dry	40	877	803	75	45-132%	15	30%	
Benzo(k)fluoranthene	1100	132	263	ug/kg dry	40	877	321	89	47-132%	4	30%	
Benzo(g,h,i)perylene	1070	87.5	176	ug/kg dry	40	877	386	78	43-134%	9	30%	
Chrysene	1210	87.5	176	ug/kg dry	40	877	572	73	50-124%	14	30%	
Dibenz(a,h)anthracene	741	87.5	176	ug/kg dry	40	877	99.2	73	45-134%	0.3	30%	
Fluoranthene	1400	87.5	176	ug/kg dry	40	877	792	69	50-127%	17	30%	
Fluorene	678	87.5	176	ug/kg dry	40	877	ND	77	43-125%	2	30%	
Indeno(1,2,3-cd)pyrene	1060	87.5	176	ug/kg dry	40	877	452	69	45-133%	15	30%	
2-Methylnaphthalene	478	176	351	ug/kg dry	40	877	ND	55	38-122%	16	30%	
Naphthalene	462	176	351	ug/kg dry	40	877	ND	53	35-123%	19	30%	
Phenanthrene	1090	87.5	176	ug/kg dry	40	877	404	78	50-121%	14	30%	
Pyrene	1360	87.5	176	ug/kg dry	40	877	751	70	47-127%	19	30%	
Surr: Nitrobenzene-d5 (Surr)			*Recovery: 41 %*	*Limits: 37-122 %*			*Dilution: 40x*					S-05
2-Fluorobiphenyl (Surr)			*53 %*	*44-115 %*			*"*					S-05
p-Terphenyl-d14 (Surr)			*76 %*	*54-127 %*			*"*					S-05
Matrix Spike Dup (9060602-MSD4)			Prepared: 06/05/19 16:08 Analyzed: 06/06/19 13:19									
QC Source Sample: Non-SDG (A9E0927-05)												
Acenaphthene	424	89.3	179	ug/kg dry	40	896	ND	47	40-122%	17	30%	
Acenaphthylene	361	89.3	179	ug/kg dry	40	896	ND	40	32-132%	21	30%	
Anthracene	592	89.3	179	ug/kg dry	40	896	ND	66	47-123%	9	30%	
Benz(a)anthracene	856	89.3	179	ug/kg dry	40	896	311	61	49-126%	6	30%	

Apex Laboratories

The results in this report apply to the samples analyzed in accordance with the chain of custody document. This analytical report must be reproduced in its entirety.

Darwin Thomas, Business Development Director

Apex Laboratories, LLC
6700 S.W. Sandburg Street
Tigard, OR 97223
503-718-2323
EPA ID: OR01039

Anchor QEA, LLC	Project: **Port of Portland - T4 - PDI**	
6720 SW Macadam Ave. Suite 125	Project Number: **050332-01.32**	**Report ID:**
Portland, OR 97219	Project Manager: **Cindy Fields**	**A9E0838 - 06 18 19 1646**

QUALITY CONTROL (QC) SAMPLE RESULTS

Semivolatile Organic Compounds by EPA 8270D

Analyte	Result	Detection Limit	Reporting Limit	Units	Dilution	Spike Amount	Source Result	% REC	% REC Limits	RPD	RPD Limit	Notes
Batch 9060602 - EPA 3546							**Sediment**					
Matrix Spike Dup (9060602-MSD4)			Prepared: 06/05/19 16:08 Analyzed: 06/06/19 13:19									
QC Source Sample: Non-SDG (A9E0927-05)												
Benzo(a)pyrene	945	134	269	ug/kg dry	40	896	372	64	45-129%	7	30%	
Benzo(b)fluoranthene	1050	134	269	ug/kg dry	40	896	531	58	45-132%	3	30%	
Benzo(k)fluoranthene	786	134	269	ug/kg dry	40	896	187	67	47-132%	10	30%	
Benzo(g,h,i)perylene	777	89.3	179	ug/kg dry	40	896	282	55	43-134%	8	30%	
Chrysene	891	89.3	179	ug/kg dry	40	896	400	55	50-124%	5	30%	
Dibenz(a,h)anthracene	623	89.3	179	ug/kg dry	40	896	ND	70	45-134%	9	30%	
Fluoranthene	1080	89.3	179	ug/kg dry	40	896	600	54	50-127%	4	30%	
Fluorene	517	89.3	179	ug/kg dry	40	896	ND	58	43-125%	14	30%	
Indeno(1,2,3-cd)pyrene	774	89.3	179	ug/kg dry	40	896	279	55	45-133%	8	30%	
2-Methylnaphthalene	333	179	358	ug/kg dry	40	896	ND	**37**	**38-122%**	7	30%	J, Q-01
Naphthalene	320	179	358	ug/kg dry	40	896	ND	36	35-123%	7	30%	J
Phenanthrene	825	89.3	179	ug/kg dry	40	896	296	59	50-121%	4	30%	
Pyrene	1070	89.3	179	ug/kg dry	40	896	563	56	47-127%	4	30%	
Carbazole	613	134	269	ug/kg dry	40	896	ND	68	50-122%	8	30%	
Dibenzofuran	441	89.3	179	ug/kg dry	40	896	ND	49	44-120%	16	30%	
Surr: Nitrobenzene-d5 (Surr)			*Recovery: 28 %*		*Limits: 37-122 %*		*Dilution: 40x*					S-05
2-Fluorobiphenyl (Surr)			*33 %*		*44-115 %*		*"*					S-05
Phenol-d6 (Surr)			*31 %*		*33-122 %*		*"*					S-05
p-Terphenyl-d14 (Surr)			*64 %*		*54-127 %*		*"*					S-05
2-Fluorophenol (Surr)			*26 %*		*35-115 %*		*"*					S-05
2,4,6-Tribromophenol (Surr)			*88 %*		*39-132 %*		*"*					S-05

Apex Laboratories

The results in this report apply to the samples analyzed in accordance with the chain of custody document. This analytical report must be reproduced in its entirety.

Darwin Thomas, Business Development Director

Apex Laboratories, LLC

6700 S.W. Sandburg Street
Tigard, OR 97223
503-718-2323
EPA ID: OR01039

Anchor QEA, LLC	Project: **Port of Portland - T4 - PDI**	
6720 SW Macadam Ave. Suite 125	Project Number: **050332-01.32**	**Report ID:**
Portland, OR 97219	Project Manager: **Cindy Fields**	**A9E0838 - 06 18 19 1646**

QUALITY CONTROL (QC) SAMPLE RESULTS

Demand Parameters

Analyte	Result	Detection Limit	Reporting Limit	Units	Dilution	Spike Amount	Source Result	% REC	% REC Limits	RPD	RPD Limit	Notes
Batch 9051321 - PSEP TOC							**Sediment**					
Blank (9051321-BLK1)			Prepared: 05/28/19 15:34		Analyzed: 05/31/19 15:48							
EPA 9060Amod												
Total Organic Carbon	ND	---	0.020	% by Weight	1	---	---	---	---	---	---	
LCS (9051321-BS1)			Prepared: 05/28/19 15:34		Analyzed: 05/31/19 15:49							
EPA 9060Amod												
Total Organic Carbon	9900	---		mg/kg	1	10000	---	99	90-110%	---	---	
Duplicate (9051321-DUP1)			Prepared: 05/28/19 15:34		Analyzed: 05/31/19 15:48							
QC Source Sample: T4-PDI2019-SC27-190524-01-03 (A9E0838-02)												
EPA 9060Amod												
Total Organic Carbon	**1.5**	---	0.020	% by Weight	1	---	1.5	---	---	1	20%	
Duplicate (9051321-DUP2)			Prepared: 05/28/19 15:34		Analyzed: 05/31/19 15:48							
QC Source Sample: T4-PDI2019-SC30-190524-03-05 (A9E0838-15)												
EPA 9060Amod												
Total Organic Carbon	**1.5**	---	0.020	% by Weight	1	---	1.5	---	---	3	20%	

Apex Laboratories



Darwin Thomas, Business Development Director

The results in this report apply to the samples analyzed in accordance with the chain of custody document. This analytical report must be reproduced in its entirety.

Apex Laboratories, LLC

6700 S.W. Sandburg Street
Tigard, OR 97223
503-718-2323
EPA ID: OR01039

Anchor QEA, LLC	Project: **Port of Portland - T4 - PDI**	
6720 SW Macadam Ave. Suite 125	Project Number: **050332-01.32**	**Report ID:**
Portland, OR 97219	Project Manager: **Cindy Fields**	**A9E0838 - 06 18 19 1646**

QUALITY CONTROL (QC) SAMPLE RESULTS

Solid and Moisture Determinations

Analyte	Result	Detection Limit	Reporting Limit	Units	Dilution	Spike Amount	Source Result	% REC	% REC Limits	RPD	RPD Limit	Notes
Batch 9060598 - Total Solids (SM2540G/PSEP)							**Soil**					
Duplicate (9060598-DUP1)			Prepared: 06/05/19 10:10			Analyzed: 06/06/19 12:20						
QC Source Sample: T4-PDI2019-SC27-190524-01-03 (A9E0838-02)												
PSEP 1986												
Total Solids	**50.8**	---	1.00	% by Weight	1	---	51.8	---	---	2	20%	
Duplicate (9060598-DUP2)			Prepared: 06/05/19 10:10			Analyzed: 06/06/19 12:20						
QC Source Sample: T4-PDI2019-SC30-190524-03-05 (A9E0838-15)												
PSEP 1986												
Total Solids	**57.9**	---	1.00	% by Weight	1	---	59.1	---	---	2	20%	

Apex Laboratories

The results in this report apply to the samples analyzed in accordance with the chain of custody document. This analytical report must be reproduced in its entirety.

Darwin Thomas, Business Development Director

Apex Laboratories, LLC

6700 S.W. Sandburg Street
Tigard, OR 97223
503-718-2323
EPA ID: OR01039

Anchor QEA, LLC	Project: **Port of Portland - T4 - PDI**	
6720 SW Macadam Ave. Suite 125	Project Number: **050332-01.32**	**Report ID:**
Portland, OR 97219	Project Manager: **Cindy Fields**	**A9E0838 - 06 18 19 1646**

SAMPLE PREPARATION INFORMATION

Polychlorinated Biphenyls by EPA 8082A

Prep: EPA 3546

Lab Number	Matrix	Method	Sampled	Prepared	Sample Initial/Final	Default Initial/Final	RL Prep Factor
Batch: 9060524							
A9E0838-01RE1	Sediment	EPA 8082A	05/24/19 00:00	06/04/19 09:49	10.01g/2mL	10g/2mL	1.00
A9E0838-02RE1	Sediment	EPA 8082A	05/24/19 14:45	06/04/19 09:49	10.16g/2mL	10g/2mL	0.98
A9E0838-03RE1	Sediment	EPA 8082A	05/24/19 14:45	06/04/19 09:49	10.13g/2mL	10g/2mL	0.99
A9E0838-04RE1	Sediment	EPA 8082A	05/24/19 14:45	06/04/19 09:49	10.02g/2mL	10g/2mL	1.00
A9E0838-13RE1	Sediment	EPA 8082A	05/24/19 00:00	06/04/19 09:49	10.02g/2mL	10g/2mL	1.00
A9E0838-14RE1	Sediment	EPA 8082A	05/24/19 13:00	06/04/19 09:49	10.08g/2mL	10g/2mL	0.99
A9E0838-15RE1	Sediment	EPA 8082A	05/24/19 13:00	06/04/19 09:49	10.1g/2mL	10g/2mL	0.99
A9E0838-16RE1	Sediment	EPA 8082A	05/24/19 13:00	06/04/19 09:49	10.05g/2mL	10g/2mL	1.00

Semivolatile Organic Compounds by EPA 8270D

Prep: EPA 3546

Lab Number	Matrix	Method	Sampled	Prepared	Sample Initial/Final	Default Initial/Final	RL Prep Factor
Batch: 9060602							
A9E0838-01	Sediment	EPA 8270D	05/24/19 00:00	06/05/19 11:06	15.81g/2mL	15g/2mL	0.95
A9E0838-02	Sediment	EPA 8270D	05/24/19 14:45	06/05/19 11:06	15.45g/2mL	15g/2mL	0.97
A9E0838-03	Sediment	EPA 8270D	05/24/19 14:45	06/05/19 11:06	15.79g/2mL	15g/2mL	0.95
A9E0838-04RE1	Sediment	EPA 8270D	05/24/19 14:45	06/05/19 11:06	15.12g/2mL	15g/2mL	0.99
A9E0838-13	Sediment	EPA 8270D	05/24/19 00:00	06/05/19 11:06	15.29g/2mL	15g/2mL	0.98
A9E0838-14	Sediment	EPA 8270D	05/24/19 13:00	06/05/19 11:06	15.68g/2mL	15g/2mL	0.96
A9E0838-15	Sediment	EPA 8270D	05/24/19 13:00	06/05/19 11:06	15.32g/2mL	15g/2mL	0.98
A9E0838-16RE1	Sediment	EPA 8270D	05/24/19 13:00	06/05/19 11:06	15.65g/2mL	15g/2mL	0.96

Demand Parameters

Prep: PSEP TOC

Lab Number	Matrix	Method	Sampled	Prepared	Sample Initial/Final	Default Initial/Final	RL Prep Factor
Batch: 9051321							
A9E0838-01	Sediment	EPA 9060Amod	05/24/19 00:00	05/28/19 15:34	5g/5g	5g/5g	NA
A9E0838-02	Sediment	EPA 9060Amod	05/24/19 14:45	05/28/19 15:34	5g/5g	5g/5g	NA
A9E0838-03	Sediment	EPA 9060Amod	05/24/19 14:45	05/28/19 15:34	5g/5g	5g/5g	NA
A9E0838-04	Sediment	EPA 9060Amod	05/24/19 14:45	05/28/19 15:34	5g/5g	5g/5g	NA
A9E0838-13	Sediment	EPA 9060Amod	05/24/19 00:00	05/28/19 15:34	5g/5g	5g/5g	NA
A9E0838-14	Sediment	EPA 9060Amod	05/24/19 13:00	05/28/19 15:34	5g/5g	5g/5g	NA
A9E0838-15	Sediment	EPA 9060Amod	05/24/19 13:00	05/28/19 15:34	5g/5g	5g/5g	NA
A9E0838-16	Sediment	EPA 9060Amod	05/24/19 13:00	05/28/19 15:34	5g/5g	5g/5g	NA

Apex Laboratories



Darwin Thomas, Business Development Director

The results in this report apply to the samples analyzed in accordance with the chain of custody document. This analytical report must be reproduced in its entirety.

Apex Laboratories, LLC

6700 S.W. Sandburg Street
Tigard, OR 97223
503-718-2323
EPA ID: OR01039

Anchor QEA, LLC	Project: **Port of Portland - T4 - PDI**	
6720 SW Macadam Ave. Suite 125	Project Number: **050332-01.32**	**Report ID:**
Portland, OR 97219	Project Manager: **Cindy Fields**	**A9E0838 - 06 18 19 1646**

SAMPLE PREPARATION INFORMATION

Demand Parameters

Solid and Moisture Determinations

Prep: Total Solids (SM2540G/PSEP)

Lab Number	Matrix	Method	Sampled	Prepared	Sample Initial/Final	Default Initial/Final	RL Prep Factor
Batch: 9060598							
A9E0838-01	Sediment	PSEP 1986	05/24/19 00:00	06/05/19 10:10			NA
A9E0838-02	Sediment	PSEP 1986	05/24/19 14:45	06/05/19 10:10			NA
A9E0838-03	Sediment	PSEP 1986	05/24/19 14:45	06/05/19 10:10			NA
A9E0838-04	Sediment	PSEP 1986	05/24/19 14:45	06/05/19 10:10			NA
A9E0838-13	Sediment	PSEP 1986	05/24/19 00:00	06/05/19 10:10			NA
A9E0838-14	Sediment	PSEP 1986	05/24/19 13:00	06/05/19 10:10			NA
A9E0838-15	Sediment	PSEP 1986	05/24/19 13:00	06/05/19 10:10			NA
A9E0838-16	Sediment	PSEP 1986	05/24/19 13:00	06/05/19 10:10			NA

Grain Size by ASTM D 422m/PSET Parameters

Prep: ASTM D 421

Lab Number	Matrix	Method	Sampled	Prepared	Sample Initial/Final	Default Initial/Final	RL Prep Factor
Batch: 9060927							
A9E0838-02	Sediment	D422mod	05/24/19 14:45	06/13/19 08:51			NA
A9E0838-03	Sediment	D422mod	05/24/19 14:45	06/13/19 09:08			NA
A9E0838-04	Sediment	D422mod	05/24/19 14:45	06/13/19 09:24			NA
A9E0838-14	Sediment	D422mod	05/24/19 13:00	06/13/19 09:46			NA
A9E0838-15	Sediment	D422mod	05/24/19 13:00	06/13/19 10:10			NA
A9E0838-16	Sediment	D422mod	05/24/19 13:00	06/13/19 08:58			NA

Apex Laboratories



The results in this report apply to the samples analyzed in accordance with the chain of custody document. This analytical report must be reproduced in its entirety.

Darwin Thomas, Business Development Director

Apex Laboratories, LLC

6700 S.W. Sandburg Street
Tigard, OR 97223
503-718-2323
EPA ID: OR01039

Anchor QEA, LLC	Project: **Port of Portland - T4 - PDI**	
6720 SW Macadam Ave. Suite 125	Project Number: **050332-01.32**	**Report ID:**
Portland, OR 97219	Project Manager: **Cindy Fields**	**A9E0838 - 06 18 19 1646**

QUALIFIER DEFINITIONS

Client Sample and Quality Control (QC) Sample Qualifier Definitions:

Apex Laboratories

A-01	Sample was decanted prior to solids analysis.
C-07	Extract has undergone Sulfuric Acid Cleanup by EPA 3665A, Sulfur Cleanup by EPA 3660B, and Florisil Cleanup by EPA 3620B in order to minimize matrix interference.
GS-01	See detailed Particle Size Analysis results, accumulation curves, and Case Narratives at the end of this report.
J	Estimated Result. Result detected below the lowest point of the calibration curve, but above the specified MDL.
M-05	Estimated results. Peak separation for structural isomers is insufficient for accurate quantification.
P-10	Result estimated due to the presence of multiple PCB Aroclors and/or matrix interference.
Q-01	Spike recovery and/or RPD is outside acceptance limits.
Q-24	The RPD for this spike and spike duplicate is above established control limits. Recoveries for both the spike and spike duplicate are within control limits.
Q-42	Matrix Spike and/or Duplicate analysis was performed on this sample. % Recovery or RPD for this analyte is outside laboratory control limits. (Refer to the QC Section of Analytical Report.)
R-02	The Reporting Limit for this analyte has been raised to account for interference from coeluting organic compounds present in the sample.
S-05	Surrogate recovery is estimated due to sample dilution required for high analyte concentration and/or matrix interference.

Apex Laboratories

The results in this report apply to the samples analyzed in accordance with the chain of custody document. This analytical report must be reproduced in its entirety.

Darwin Thomas, Business Development Director

Apex Laboratories, LLC

6700 S.W. Sandburg Street
Tigard, OR 97223
503-718-2323
EPA ID: OR01039

Anchor QEA, LLC	Project: **Port of Portland - T4 - PDI**	
6720 SW Macadam Ave. Suite 125	Project Number: **050332-01.32**	**Report ID:**
Portland, OR 97219	Project Manager: **Cindy Fields**	**A9E0838 - 06 18 19 1646**

REPORTING NOTES AND CONVENTIONS:

Abbreviations:

DET Analyte DETECTED at or above the detection or reporting limit.

ND Analyte NOT DETECTED at or above the detection or reporting limit.

NR Result Not Reported

RPD Relative Percent Difference. RPDs for Matrix Spikes and Matrix Spike Duplicates are based on concentration, not recovery.

Detection Limits: Limit of Detection (LOD)

Limits of Detection (LODs) are normally set at a level of one half the validated Limit of Quantitation (LOQ).
If no value is listed ('-----'), then the data has not been evaluated below the Reporting Limit.

Reporting Limits: Limit of Quantitation (LOQ)

Validated Limits of Quantitation (LOQs) are reported as the Reporting Limits for all analyses where the LOQ, MRL, PQL or CRL are requested. The LOQ represents a level at or above the low point of the calibration curve, that has been validated according to Apex Laboratories' comprehensive LOQ policies and procedures.

Reporting Conventions:

Basis: Results for soil samples are generally reported on a 100% dry weight basis.
The Result Basis is listed following the units as " dry", " wet", or " " (blank) designation.

" dry" Sample results and Reporting Limits are reported on a dry weight basis. (i.e. "ug/kg dry")
See Percent Solids section for details of dry weight analysis.

" wet" Sample results and Reporting Limits for this analysis are normally dry weight corrected, but have not been modified in this case.

" " Results without 'wet' or 'dry' designation are not normally dry weight corrected. These results are considered 'As Received'.

QC Source:

In cases where there is insufficient sample provided for Sample Duplicates and/or Matrix Spikes, a Lab Control Sample Duplicate (LCS Dup) may be analyzed to demonstrate accuracy and precision of the extraction batch.

Non-Client Batch QC Samples (Duplicates and Matrix Spike/Duplicates) may not be included in this report. Please request a Full QC report if this data is required.

Miscellaneous Notes:

" --- " QC results are not applicable. For example, % Recoveries for Blanks and Duplicates, % RPD for Blanks, Blank Spikes and Matrix Spikes, etc.

" *** " Used to indicate a possible discrepancy with the Sample and Sample Duplicate results when the %RPD is not available. In this case, either the Sample or the Sample Duplicate has a reportable result for this analyte, while the other is Non Detect (ND).

Blanks:

Standard practice is to evaluate the results from Blank QC Samples down to a level equal to ½ the Reporting Limit (RL).
-For Blank hits falling between ½ the RL and the RL (J flagged hits), the associated sample and QC data will receive a 'B-02' qualifier.
-For Blank hits above the RL, the associated sample and QC data will receive a 'B' qualifier, per Apex Laboratories' Blank Policy.
For further details, please request a copy of this document.

Apex Laboratories



The results in this report apply to the samples analyzed in accordance with the chain of custody document. This analytical report must be reproduced in its entirety.

Darwin Thomas, Business Development Director

Apex Laboratories, LLC

6700 S.W. Sandburg Street
Tigard, OR 97223
503-718-2323
EPA ID: OR01039

Anchor QEA, LLC	Project: **Port of Portland - T4 - PDI**	
6720 SW Macadam Ave. Suite 125	Project Number: **050332-01.32**	**Report ID:**
Portland, OR 97219	Project Manager: **Cindy Fields**	**A9E0838 - 06 18 19 1646**

REPORTING NOTES AND CONVENTIONS (Cont.):

Blanks (Cont.):

Sample results flagged with a 'B' or 'B-02' qualifier are potentially biased high if the sample results are less than ten times the level found in the blank for inorganic analyses, or less than five times the level found in the blank for organic analyses.

'B' and 'B-02' qualifications are only applied to sample results detected above the Reporting Level.

Preparation Notes:

Mixed Matrix Samples:

Water Samples:

Water samples containing significant amounts of sediment are decanted or separated prior to extraction, and only the water portion analyzed, unless otherwise directed by the client.

Soil and Sediment Samples:

Soil and Sediment samples containing significant amounts of water are decanted prior to extraction, and only the solid portion analyzed, unless otherwise directed by the client.

Sampling and Preservation Notes:

Certain regulatory programs, such as National Pollutant Discharge Elimination System (NPDES), require that activities such as sample filtration (for dissolved metals, orthophosphate, hexavalent chromium, etc.) and testing of short hold analytes (pH, Dissolved Oxygen, etc.) be performed in the field (on-site) within a short time window. In addition, sample matrix spikes are required for some analyses, and sufficient volume must be provided, and billable site specific QC requested, if this is required. All regulatory permits should be reviewed to ensure that these requirements are being met.

Data users should be aware of which regulations pertain to the samples they submit for testing. If related sample collection activities are not approved for a particular regulatory program, results should be considered estimates. Apex Laboratories will qualify these analytes according to the most stringent requirements, however results for samples that are for non-regulatory purposes may be acceptable.

Samples that have been filtered and preserved at Apex Laboratories per client request are listed in the preparation section of the report with the date and time of filtration listed.

Apex Laboratories maintains detailed records on sample receipt, including client label verification, cooler temperature, sample preservation, hold time compliance and field filtration. Data is qualified as necessary, and the lack of qualification indicates compliance with required parameters.

Apex Laboratories



The results in this report apply to the samples analyzed in accordance with the chain of custody document. This analytical report must be reproduced in its entirety.

Darwin Thomas, Business Development Director

Apex Laboratories, LLC

6700 S.W. Sandburg Street
Tigard, OR 97223
503-718-2323
EPA ID: OR01039

Anchor QEA, LLC	Project: **Port of Portland - T4 - PDI**	
6720 SW Macadam Ave. Suite 125	Project Number: **050332-01.32**	**Report ID:**
Portland, OR 97219	Project Manager: **Cindy Fields**	**A9E0838 - 06 18 19 1646**

LABORATORY ACCREDITATION INFORMATION

TNI Certification ID: OR100062 (Primary Accreditation) - EPA ID: OR01039

All methods and analytes reported from work performed at Apex Laboratories are included on Apex Laboratories' ORELAP Scope of Certification, with the exception of any analyte(s) listed below:

Apex Laboratories

Matrix	Analysis	TNI_ID	Analyte	TNI_ID	Accreditation

All reported analytes are included in Apex Laboratories' current ORELAP scope.

Secondary Accreditations

Apex Laboratories also maintains reciprocal accreditation with non-TNI states (Washington DOE), as well as other state specific accreditations not listed here.

Subcontract Laboratory Accreditations

Subcontracted data falls outside of Apex Laboratories' Scope of Accreditation.
Please see the Subcontract Laboratory report for full details, or contact your Project Manager for more information.

Field Testing Parameters

Results for Field Tested data are provded by the client or sampler, and fall outside of Apex Laboratories' Scope of Accreditation.

Apex Laboratories

The results in this report apply to the samples analyzed in accordance with the chain of custody document. This analytical report must be reproduced in its entirety.

Darwin Thomas, Business Development Director

Apex Laboratories, LLC

6700 S.W. Sandburg Street
Tigard, OR 97223
503-718-2323
EPA ID: OR01039

Anchor QEA, LLC	Project: **Port of Portland - T4 - PDI**	
6720 SW Macadam Ave. Suite 125	Project Number: **050332-01.32**	**Report ID:**
Portland, OR 97219	Project Manager: **Cindy Fields**	**A9E0838 - 06 18 19 1646**

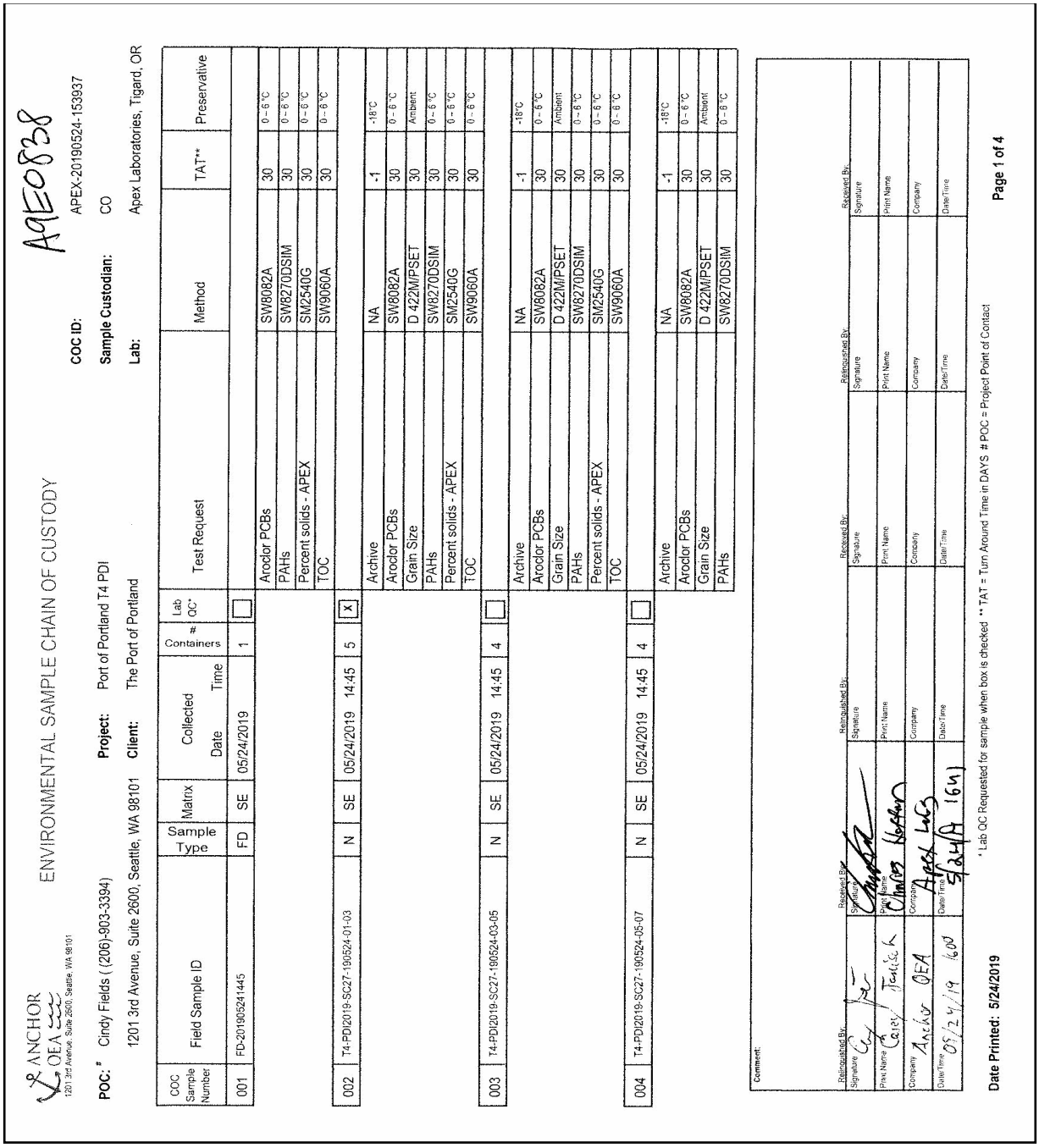

ENVIRONMENTAL SAMPLE CHAIN OF CUSTODY

A9E0838

ANCHOR QEA, LLC
1201 3rd Avenue, Suite 2600, Seattle, WA 98101

COC ID: APEX-20190524-153937
Sample Custodian: CO
Lab: Apex Laboratories, Tigard, OR

POC: # Cindy Fields ((206)-903-3394)
Project: Port of Portland T4 PDI
Client: The Port of Portland
1201 3rd Avenue, Suite 2600, Seattle, WA 98101

COC Sample Number	Field Sample ID	Sample Type	Matrix	Collected Date	Collected Time	# Containers	Lab QC*	Test Request	Method	TAT**	Preservative
001	FD-20190524144 5	FD	SE	05/24/2019		1	☐	Aroclor PCBs	SW8082A	30	0 - 6 °C
								PAHs	SW8270DSIM	30	0 - 6 °C
								Percent solids - APEX	SM2540G	30	0 - 6 °C
								TOC	SW9060A	30	0 - 6 °C
002	T4-PDI2019-SC27-190524-01-03	N	SE	05/24/2019	14:45	5	☒	Archive	NA	-1	-18°C
								Aroclor PCBs	SW8082A	30	0 - 6 °C
								Grain Size	D 422M/PSET	30	Ambient
								PAHs	SW8270DSIM	30	0 - 6 °C
								Percent solids - APEX	SM2540G	30	0 - 6 °C
								TOC	SW9060A	30	0 - 6 °C
003	T4-PDI2019-SC27-190524-03-05	N	SE	05/24/2019	14:45	4	☐	Archive	NA	-1	-18°C
								Aroclor PCBs	SW8082A	30	0 - 6 °C
								Grain Size	D 422M/PSET	30	Ambient
								PAHs	SW8270DSIM	30	0 - 6 °C
								Percent solids - APEX	SM2540G	30	0 - 6 °C
								TOC	SW9060A	30	0 - 6 °C
004	T4-PDI2019-SC27-190524-05-07	N	SE	05/24/2019	14:45	4	☐	Archive	NA	-1	-18°C
								Aroclor PCBs	SW8082A	30	0 - 6 °C
								Grain Size	D 422M/PSET	30	Ambient
								PAHs	SW8270DSIM	30	0 - 6 °C

Comment:

Relinquished By: Signature, Print Name, Company, Date/Time — Received By: Signature, Print Name, Company, Date/Time — Relinquished By: Signature, Print Name, Company, Date/Time — Received By: Signature, Print Name, Company, Date/Time

Date Printed: 5/24/2019

* Lab QC Requested for sample when box is checked ** TAT = Turn Around Time in DAYS # POC = Project Point of Contact

Page 1 of 4

Apex Laboratories

The results in this report apply to the samples analyzed in accordance with the chain of custody document. This analytical report must be reproduced in its entirety.

Darwin Thomas, Business Development Director

Apex Laboratories, LLC

6700 S.W. Sandburg Street
Tigard, OR 97223
503-718-2323
EPA ID: OR01039

Anchor QEA, LLC	Project: **Port of Portland - T4 - PDI**	
6720 SW Macadam Ave. Suite 125	Project Number: **050332-01.32**	**Report ID:**
Portland, OR 97219	Project Manager: **Cindy Fields**	**A9E0838 - 06 18 19 1646**

ANCHOR QEA
1201 3rd Avenue, Suite 2600, Seattle, WA 98101

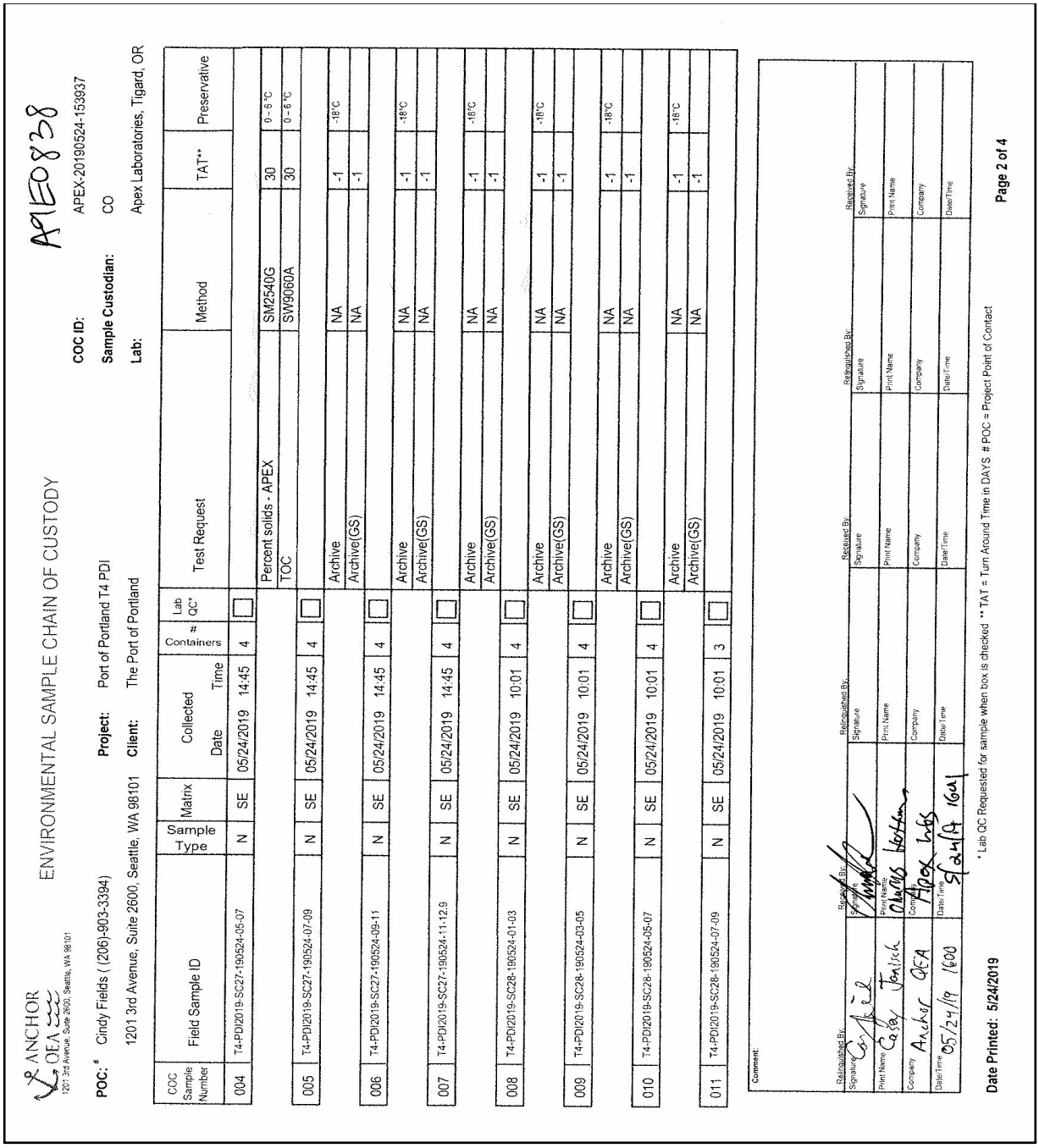

ENVIRONMENTAL SAMPLE CHAIN OF CUSTODY

A9E0838

COC ID: APEX-20190524-153937
Sample Custodian: CO
Lab: Apex Laboratories, Tigard, OR

POC: * Cindy Fields ((206)-903-3394)
1201 3rd Avenue, Suite 2600, Seattle, WA 98101

Project: Port of Portland T4 PDI
Client: The Port of Portland

COC Sample Number	Field Sample ID	Sample Type	Matrix	Collected Date	Collected Time	# Containers	Lab QC*	Test Request	Method	TAT**	Preservative
004	T4-PDI2019-SC27-190524-05-07	N	SE	05/24/2019	14:45	4	☐				
								Percent solids - APEX	SM2540G	30	0 - 6 °C
								TOC	SW9060A	30	0 - 6 °C
005	T4-PDI2019-SC27-190524-07-09	N	SE	05/24/2019	14:45	4	☐				
								Archive	NA	-1	-18°C
								Archive(GS)	NA	-1	
006	T4-PDI2019-SC27-190524-09-11	N	SE	05/24/2019	14:45	4	☐				
								Archive	NA	-1	-18°C
								Archive(GS)	NA	-1	
007	T4-PDI2019-SC27-190524-11-12.9	N	SE	05/24/2019	14:45	4	☐				
								Archive	NA	-1	-18°C
								Archive(GS)	NA	-1	
008	T4-PDI2019-SC28-190524-01-03	N	SE	05/24/2019	10:01	4	☐				
								Archive	NA	-1	-18°C
								Archive(GS)	NA	-1	
009	T4-PDI2019-SC28-190524-03-05	N	SE	05/24/2019	10:01	4	☐				
								Archive	NA	-1	-18°C
								Archive(GS)	NA	-1	
010	T4-PDI2019-SC28-190524-05-07	N	SE	05/24/2019	10:01	4	☐				
								Archive	NA	-1	-18°C
								Archive(GS)	NA	-1	
011	T4-PDI2019-SC28-190524-07-09	N	SE	05/24/2019	10:01	3	☐				

Comment:

Relinquished By:	Received By:	Relinquished By:	Received By:	Relinquished By:	Received By:
Signature: [signature]	Signature: [signature]	Signature:	Signature:	Signature:	Signature:
Print Name: Casey Jonisch	Print Name: Darwin Thomas	Print Name:	Print Name:	Print Name:	Print Name:
Company: Anchor QEA	Company: Apex Labs	Company:	Company:	Company:	Company:
Date/Time: 05/24/19 1600	Date/Time: 5/24/19 1601	Date/Time:	Date/Time:	Date/Time:	Date/Time:

* Lab QC Requested for sample when box is checked ** TAT = Turn Around Time in DAYS # POC = Project Point of Contact

Date Printed: 5/24/2019

Page 2 of 4

Apex Laboratories

The results in this report apply to the samples analyzed in accordance with the chain of custody document. This analytical report must be reproduced in its entirety.

Darwin Thomas, Business Development Director

Apex Laboratories, LLC

6700 S.W. Sandburg Street
Tigard, OR 97223
503-718-2323
EPA ID: OR01039

Anchor QEA, LLC	Project: **Port of Portland - T4 - PDI**	
6720 SW Macadam Ave. Suite 125	Project Number: **050332-01.32**	**Report ID:**
Portland, OR 97219	Project Manager: **Cindy Fields**	**A9E0838 - 06 18 19 1646**

ANCHOR QEA
1201 3rd Avenue, Suite 2600, Seattle, WA 98101

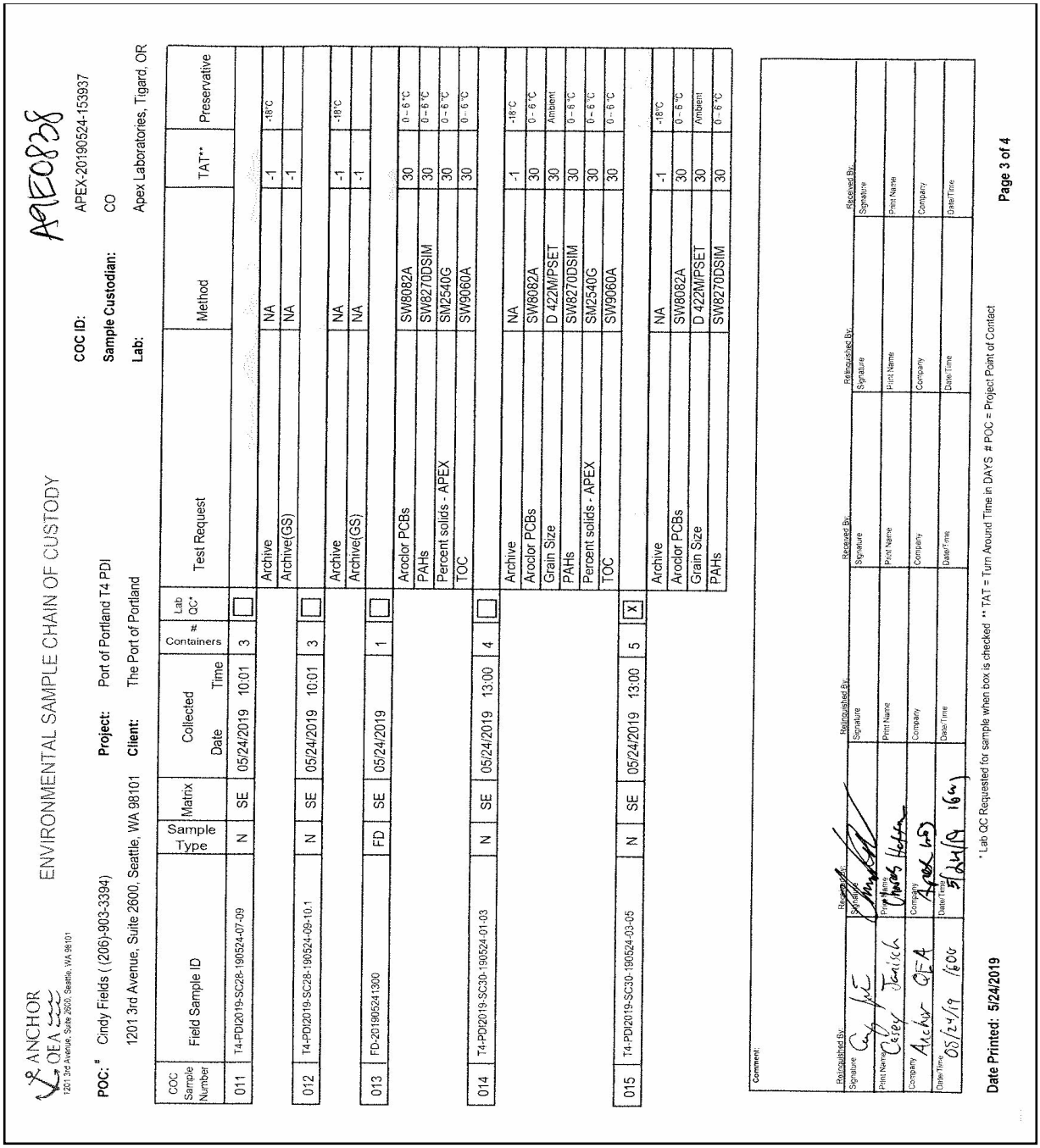

ENVIRONMENTAL SAMPLE CHAIN OF CUSTODY

A9E0838

COC ID: APEX-20190524-153937
Sample Custodian: CO
Lab: Apex Laboratories, Tigard, OR

POC: # Cindy Fields ((206)-903-3394)
1201 3rd Avenue, Suite 2600, Seattle, WA 98101

Project: Port of Portland T4 PDI
Client: The Port of Portland

COC Sample Number	Field Sample ID	Sample Type	Matrix	Collected Date	Collected Time	# Containers	Lab QC*	Test Request	Method	TAT**	Preservative
011	T4-PDI2019-SC28-190524-07-09	N	SE	05/24/2019	10:01	3	☐				
								Archive	NA	-1	-18°C
								Archive(GS)	NA	-1	
012	T4-PDI2019-SC28-190524-09-10.1	N	SE	05/24/2019	10:01	3	☐				
								Archive	NA	-1	-18°C
								Archive(GS)	NA	-1	
013	FD-201905241300	FD	SE	05/24/2019		1	☐				
								Aroclor PCBs	SW8082A	30	0 – 6 °C
								PAHs	SW8270DSIM	30	0 – 6 °C
								Percent solids - APEX	SM2540G	30	0 – 6 °C
								TOC	SW9060A	30	0 – 6 °C
014	T4-PDI2019-SC30-190524-01-03	N	SE	05/24/2019	13:00	4	☐				
								Archive	NA	-1	-18°C
								Aroclor PCBs	SW8082A	30	0 – 6 °C
								Grain Size	D 422M/PSET	30	Ambient
								PAHs	SW8270DSIM	30	0 – 6 °C
								Percent solids - APEX	SM2540G	30	0 – 6 °C
								TOC	SW9060A	30	0 – 6 °C
015	T4-PDI2019-SC30-190524-03-05	N	SE	05/24/2019	13:00	5	☒				
								Archive	NA	-1	-18°C
								Aroclor PCBs	SW8082A	30	0 – 6 °C
								Grain Size	D 422M/PSET	30	Ambient
								PAHs	SW8270DSIM	30	0 – 6 °C

Comment:

Relinquished By:	Received By:	Relinquished By:	Received By:	Relinquished By:	Received By:
Signature: [signature]	Signature: [signature]	Signature:	Signature:	Signature:	Signature:
Print Name: Casey Janisch	Print Name: Charles Hoffman	Print Name:	Print Name:	Print Name:	Print Name:
Company: Anchor QEA	Company: Apex Labs	Company:	Company:	Company:	Company:
Date/Time: 05/24/19 1600	Date/Time: 5/24/19 1600	Date/Time:	Date/Time:	Date/Time:	Date/Time:

* Lab QC Requested for sample when box is checked ** TAT = Turn Around Time in DAYS # POC = Project Point of Contact

Date Printed: 5/24/2019

Page 3 of 4

Apex Laboratories

The results in this report apply to the samples analyzed in accordance with the chain of custody document. This analytical report must be reproduced in its entirety.

Darwin Thomas, Business Development Director

Apex Laboratories, LLC

6700 S.W. Sandburg Street
Tigard, OR 97223
503-718-2323
EPA ID: OR01039

Anchor QEA, LLC	Project: **Port of Portland - T4 - PDI**	
6720 SW Macadam Ave. Suite 125	Project Number: **050332-01.32**	**Report ID:**
Portland, OR 97219	Project Manager: **Cindy Fields**	**A9E0838 - 06 18 19 1646**

A9E0838

ANCHOR QEA
1201 3rd Avenue, Suite 2600, Seattle, WA 98101

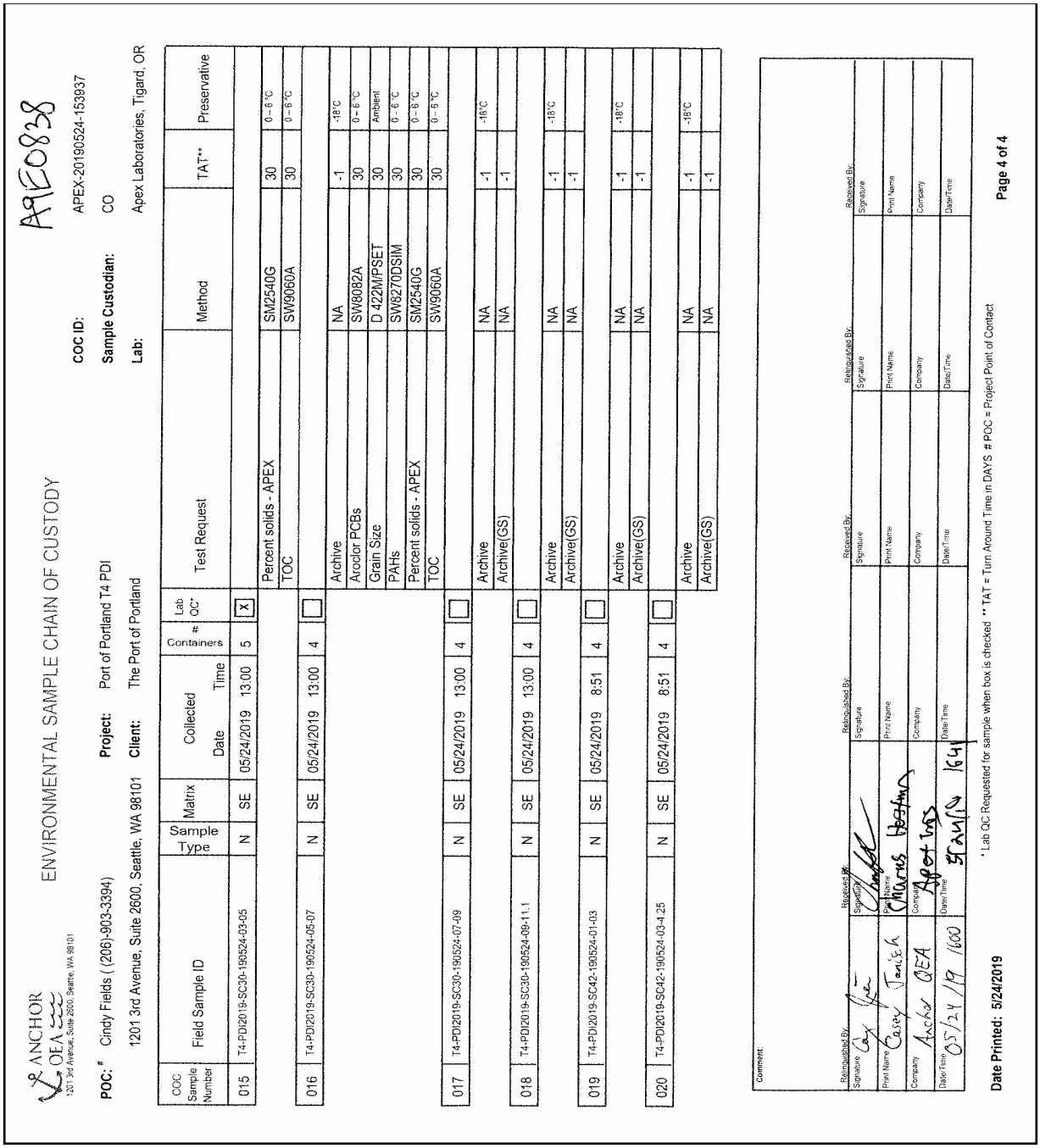

ENVIRONMENTAL SAMPLE CHAIN OF CUSTODY

COC ID: APEX-20190524-153937
Sample Custodian: CO
Lab: Apex Laboratories, Tigard, OR

POC: # Cindy Fields ((206)-903-3394)
1201 3rd Avenue, Suite 2600, Seattle, WA 98101
Project: Port of Portland T4 PDI
Client: The Port of Portland

COC Sample Number	Field Sample ID	Sample Type	Matrix	Collected Date	Collected Time	# Containers	Lab QC*	Test Request	Method	TAT**	Preservative
015	T4-PDI2019-SC30-190524-03-05	N	SE	05/24/2019	13:00	5	X				
								Percent solids - APEX	SM2540G	30	0 – 6 °C
								TOC	SW9060A	30	0 – 6 °C
016	T4-PDI2019-SC30-190524-05-07	N	SE	05/24/2019	13:00	4					
								Archive	NA	-1	-18°C
								Aroclor PCBs	SW8082A	30	0 – 6 °C
								Grain Size	D 422M/PSET	30	Ambient
								PAHs	SW8270DSIM	30	0 – 6 °C
								Percent solids - APEX	SM2540G	30	0 – 6 °C
								TOC	SW9060A	30	0 – 6 °C
017	T4-PDI2019-SC30-190524-07-09	N	SE	05/24/2019	13:00	4					
								Archive	NA	-1	-18°C
								Archive(GS)	NA	-1	
018	T4-PDI2019-SC30-190524-09-11.1	N	SE	05/24/2019	13:00	4					
								Archive	NA	-1	-18°C
								Archive(GS)	NA	-1	
019	T4-PDI2019-SC42-190524-01-03	N	SE	05/24/2019	8:51	4					
								Archive	NA	-1	-18°C
								Archive(GS)	NA	-1	
020	T4-PDI2019-SC42-190524-03-4.25	N	SE	05/24/2019	8:51	4					
								Archive	NA	-1	-18°C
								Archive(GS)	NA	-1	

Comment:

Relinquished By:	Received By:	Relinquished By:	Received By:	Relinquished By:	Received By:
Signature: Cindy Fields	Signature: [signature]	Signature	Signature	Signature	Signature
Print Name: Casey Janisch	Print Name: Marcus Hoffman	Print Name	Print Name	Print Name	Print Name
Company: Anchor QEA	Company: Apex Labs	Company	Company	Company	Company
Date/Time: 05/24/19 1600	Date/Time: 5/24/19 1641	Date/Time	Date/Time	Date/Time	Date/Time

* Lab QC Requested for sample when box is checked ** TAT = Turn Around Time in DAYS # POC = Project Point of Contact

Date Printed: 5/24/2019

Page 4 of 4

Apex Laboratories

The results in this report apply to the samples analyzed in accordance with the chain of custody document. This analytical report must be reproduced in its entirety.

Darwin Thomas, Business Development Director

Apex Laboratories, LLC
6700 S.W. Sandburg Street
Tigard, OR 97223
503-718-2323
EPA ID: OR01039

Anchor QEA, LLC	Project: **Port of Portland - T4 - PDI**	
6720 SW Macadam Ave. Suite 125	Project Number: **050332-01.32**	**Report ID:**
Portland, OR 97219	Project Manager: **Cindy Fields**	**A9E0838 - 06 18 19 1646**

APEX LABS COOLER RECEIPT FORM

Client: Anchor Element WO#: A9 E0838

Project/Project #: Port of Portland T4 PDI

Delivery Info:

Date/time received: 5/24/19 @ 1641 By: CFH

Delivered by: Apex X Client ESS FedEx UPS Swift Senvoy SDS Other

Cooler Inspection Date/time inspected: 5/24/19 @ 1804 By: CFA

Chain of Custody included? Yes X No

Custody seals? Yes X No X CFH 5/24/19

Signed/dated by client? Yes X No

Signed/dated by Apex? Yes X No

	Cooler #1	Cooler #2	Cooler #3	Cooler #4	Cooler #5	Cooler #6	Cooler #7
Temperature (°C)	2.8	2.8	5.8	1.3	3.4	2.3	
Received on ice? (Y/N)	Y	Y	Y	Y	Y	Y	
Temp. blanks? (Y/N)	N	N	N	N	N	N	
Ice type: (Gel/Real/Other)	Real	Real	Real	Real	Real	Real	
Condition:	good	good	good	good	good	good	

Cooler out of temp? (Y/N) Possible reason why:

If some coolers are in temp and some out, were green dots applied to out of temperature samples? Yes/No/NA

Out of temperature samples form initiated? Yes/No/NA

Samples Inspection: Date/time inspected: 5/28/19 @ 1030 By:

All samples intact? Yes X No Comments:

Bottle labels/COCs agree? Yes X No Comments: FD-20190524144445 + FD 20190524300 no time on COC (Both Field Duplicates)

COC/container discrepancies form initiated? Yes No NA X

Containers/volumes received appropriate for analysis? Yes X No Comments:

Do VOA vials have visible headspace? Yes No NA X

Comments

Water samples: pH checked: Yes No NA X pH appropriate? Yes No NA X

Comments:

Additional information:

Labeled by: Witness: Cooler Inspected by: See Project Contact Form: Y

Apex Laboratories

The results in this report apply to the samples analyzed in accordance with the chain of custody document. This analytical report must be reproduced in its entirety.

Darwin Thomas, Business Development Director

Apex Laboratories, LLC

Particle Size Analysis of Soil by ASTM D 422

Sample ID:	A9E0838-02		Client Sample ID:	T4-PDI2019-SC27-190524-01-03		Batch Number:	9060927
Data Entered by:	SJL/JSJ	Date:	06/17/19	Data Reviewed by:	JW	Date:	06/18/19
Sample Description:	Clayey SILT with trace Sand			Max Particle Size:	Coarse Sand		
Particle Shape:	N/A			Hardness	N/A		

Whole Sample	Tare	Air Dry + Tare	Air Dry	Moisture	Dry Wt.
	11.685	317.680	306.00	4.80	292.0

Sieve Number	Opening (mm)	Tare	Dry + Tare	Weight Retained	Cumulative Wt. Retained	% Retained	% Passing
4	4.75	0.000	0.000	0.00	0.00	0.0	100.0
10	2.00	0.000	0.000	0.00	0.00	0.0	100.0
Pan		11.712	317.410	305.70	305.70	99.7	

Hygroscopic Moisture Correction

	Hygroscopic Correction Factor	Oven Sample	Pan No.	Tare	Air Dry + Tare	Oven Dry + Tare	Moisture
	0.9542		838-2	1.292	16.092	15.414	4.80

Hydrometer Analysis

Start Date/Time	6/13/2019	8:51	Dispersing Agent	$NaPO_3$
Air Dry Sample Wt. for Hydrometer Test (g)	51.280		G_s Correction Factor (α)	1.000
Percent Passing No.10 Sieve	100.0		Specific Gravity (G_s)	2.65
Dry Weight of Soil Tested (g)	48.93		Corrected Dry Weight of Soil Tested (g) (W)	48.93

Elapsed Time (min)	Hydrometer Reading	Temperature (°C)	Corrected Hydrometer Reading [R]	% Finer of Hydrometer Sample	L	K	Particle Diameter (mm)	Percent Passing
1	42	22.4	36.58	74.8	9.2	0.01332	0.040	74.76
2	37	22.3	31.55	64.5	10.1	0.01332	0.030	64.48
4	31	22.3	25.55	52.2	11.1	0.01332	0.022	52.21
8	25.5	22.3	20.05	41.0	11.9	0.01332	0.016	40.97
15	22	22.3	16.55	33.8	12.5	0.01332	0.012	33.82
30	19.5	22.3	14.05	28.7	12.9	0.01332	0.009	28.71
60	16.5	22.2	11.02	22.5	13.3	0.01332	0.006	22.51
90	15	22.3	9.55	19.5	13.7	0.01332	0.005	19.51
120	14	22.3	8.55	17.5	13.8	0.01332	0.005	17.47
240	12	22.4	6.58	13.5	14.2	0.01332	0.003	13.45
360	11.5	22.7	6.18	12.6	14.2	0.01317	0.003	12.63
1440	11	20.8	5.05	10.3	14.3	0.01348	0.001	10.32

Sieve Analysis of Portion Finer Than No. 10 Sieve

Sieve Number	Opening (mm)	Tare	Dry + Tare	Weight Retained	Cumulative Retained	% Retained	% Passing
20	0.850	1.304	1.307	0.00	0.02	0.0	100.0
40	0.425	1.308	1.454	0.15	0.89	0.3	99.7
60	0.250	1.307	1.854	0.55	4.15	1.1	98.6
100	0.150	1.309	2.179	0.87	9.34	1.8	96.8
140	0.105	1.283	2.538	1.26	16.82	2.6	94.2
200	0.075	1.289	3.642	2.35	30.84	4.8	89.4
230	0.063	1.300	3.087	1.79	41.50	3.7	85.8
			Sum	6.96	230 Minus	41.97	

Apex Laboratories, LLC
Particle Size Analysis of Soil by ASTM D 422 Modified

Sample ID: T4-PDI2019-SC27-190524-01-03 (A9E0838-02)

Grain Size Analysis Summary from Sieving and Hydrometer Testing		Particle Size (mm)	Percent Finer	Total Percent of Sample
Gravel				*0*
Retained on No. 4 sieve		4.75	100	0
Gravel, passing No. 4 sieve and retained on No. 10 sieve		2.00	100	0
Sand				*14.23*
Coarse sand, passing No.10 sieve and retained on No. 20 sieve		0.8500	99.99	0.01
Medium sand, passing No.20 sieve and retained on No. 40 sieve		0.4250	99.7	0.3
Medium sand, passing No.40 sieve and retained on No. 60 sieve		0.2500	98.58	1.12
Medium sand, passing No. 60 sieve and retained on No.100 sieve		0.1500	96.8	1.78
Fine sand, passing No. 100 sieve and retained on No.140 sieve		0.1060	94.23	2.56
Fine sand passing No. 140 sieve and retained on No. 200 sieve		0.0750	89.43	4.81
Fine sand, passing No. 200 sieve and retained on No. 230 sieve		0.0630	85.77	3.65
Silt and Clay (Measurements in the Clay fraction are noted)				*85.77*
Hydrometer Test		0.0404	74.76	11.01
Hydrometer Test		0.0299	64.48	10.29
Hydrometer Test		0.0222	52.21	12.26
Hydrometer Test		0.0162	40.97	11.24
Hydrometer Test		0.0122	33.82	7.15
Hydrometer Test		0.0087	28.71	5.11
Hydrometer Test		0.0063	22.51	6.2
Hydrometer Test		0.0052	19.51	3
Hydrometer Test	Clay	0.0045	17.47	2.04
Hydrometer Test	Clay	0.0032	13.45	4.02
Hydrometer Test	Clay	0.0026	12.63	0.82
Hydrometer Test	Clay	0.0013	10.32	2.32

Grain Size Summary	Percent of Total Sample
Gravel	0.0
Sand	14.2
Coarse sand	0.0
Medium sand	3.2
Fine sand	11.0
Silt	66.3
Clay	19.5

Case Narrative for Sample ID: T4-PDI2019-SC27-190524-01-03 (A9E0838-02)

This data is not to be used for engineering purposes.

No difficulty dispersing the fraction passing the No. 10 sieve.

Dispersion device used: Commercial drink mixer operating at least 10,000 rpm for one minute.

The assumed specific gravity used in the calculations was 2.65.

+20 to +60 fractions contain abundant organic material.



Expires 12/31/19

Apex Laboratories, LLC
Particle Size Analysis of Soil by ASTM D 422 Modified

Grain Size Accumulation Curve

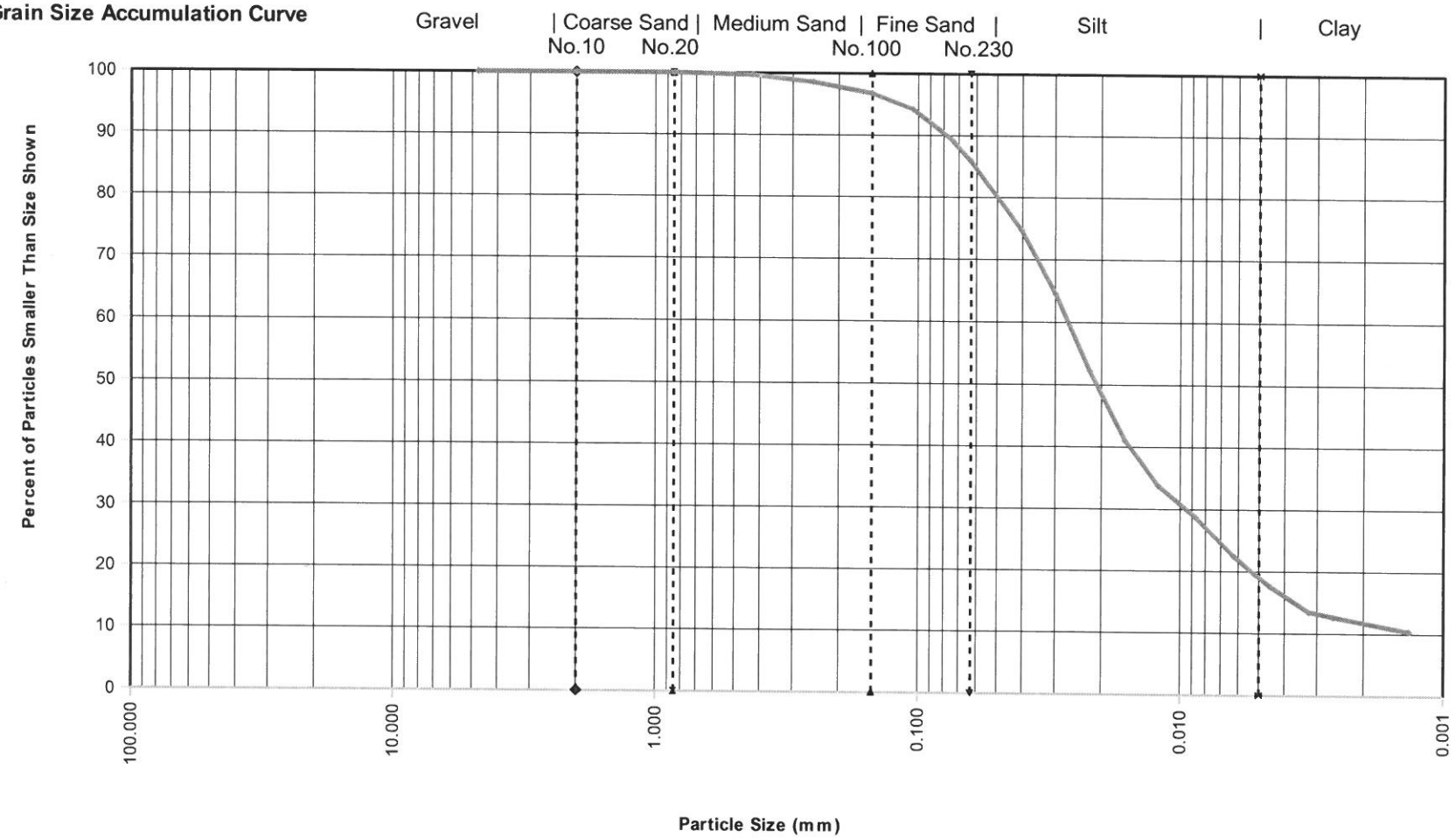

Sample ID:	T4-PDI2019-SC27-190524-01-03 (A9E0838-02)			
Specific Gravity	MAXIMUM PARTICLE SIZE	GRAVEL & SAND		SOIL DESCRIPTION
		PARTICLE SHAPE	HARDNESS	
2.65	Coarse Sand	N/A	N/A	Clayey SILT with trace Sand

Report is complete only if it includes additional Apex Labs Grain Size Data. 07/03/19 Anchor Port of Portland - T4 - PDI Page 51 of 1512 Page 45 of 60 06/18/2019

Apex Laboratories, LLC

Particle Size Analysis of Soil by ASTM D 422

Sample ID:	A9E0838-03		Client Sample ID:	T4-PDI2019-SC27-190524-03-05		Batch Number:	9060927
Data Entered by:	SJL/JSJ	Date:	06/17/19	Data Reviewed by:	JW	Date:	06/18/19
Sample Description:	Clayey SILT with trace Sand			Max Particle Size:	Gravel		
Particle Shape:	N/A			Hardness	N/A		

Whole Sample	Tare	Air Dry + Tare	Air Dry	Moisture	Dry Wt.
	11.560	287.682	276.12	5.39	262.0

Sieve Number	Opening (mm)	Tare	Dry + Tare	Weight Retained	Cumulative Wt. Retained	% Retained	% Passing
4	4.75	0.000	0.000	0.00	0.00	0.0	100.0
10	2.00	1.302	1.336	0.03	0.03	0.0	100.0
Pan		11.566	287.380	275.81	275.85	99.6	

Hygroscopic Moisture Correction

	Hygroscopic Correction Factor	Oven Sample	Pan No.	Tare	Air Dry + Tare	Oven Dry + Tare	Moisture
	0.9489		838-3	1.299	15.169	14.460	5.39

Hydrometer Analysis

Start Date/Time	6/13/2019	9:08	Dispersing Agent	$NaPO_3$
Air Dry Sample Wt. for Hydrometer Test (g)	51.229		G_s Correction Factor (α)	1.000
Percent Passing No.10 Sieve	100.0		Specific Gravity (G_s)	2.65
Dry Weight of Soil Tested (g)	48.61		Corrected Dry Weight of Soil Tested (g) (W)	48.62

Elapsed Time (min)	Hydrometer Reading	Temperature (°C)	Corrected Hydrometer Reading [R]	% Finer of Hydrometer Sample	L	K	Particle Diameter (mm)	Percent Passing
1	45	22.4	39.58	81.4	8.8	0.01332	0.040	81.41
2	40	22.4	34.58	71.1	9.6	0.01332	0.029	71.12
4	35.5	22.4	30.08	61.9	10.2	0.01332	0.021	61.87
8	30.5	22.4	25.08	51.6	11.1	0.01332	0.016	51.58
15	26	22.4	20.58	42.3	11.9	0.01332	0.012	42.33
30	22.5	22.3	17.05	35.1	12.4	0.01332	0.009	35.06
60	18.5	22.4	13.08	26.9	13	0.01332	0.006	26.90
90	17	22.4	11.58	23.8	13.3	0.01332	0.005	23.82
120	16	22.2	10.52	21.6	13.5	0.01332	0.004	21.63
240	13	22.6	7.65	15.7	14	0.01317	0.003	15.73
360	12.5	22.9	7.25	14.9	14	0.01317	0.003	14.91
1440	10.5	20.8	4.55	9.4	14.3	0.01348	0.001	9.35

Sieve Analysis of Portion Finer Than No. 10 Sieve

Sieve Number	Opening (mm)	Tare	Dry + Tare	Weight Retained	Cumulative Retained	% Retained	% Passing
20	0.850	1.280	1.285	0.01	0.06	0.0	100.0
40	0.425	1.294	1.384	0.09	0.55	0.2	99.8
60	0.250	1.298	1.480	0.18	1.53	0.4	99.4
100	0.150	1.298	1.751	0.45	3.96	0.9	98.5
140	0.105	1.296	2.022	0.73	7.87	1.5	97.0
200	0.075	1.291	2.914	1.62	16.61	3.3	93.7
230	0.063	1.302	2.492	1.19	23.02	2.4	91.2
			Sum	4.27	230 Minus	44.34	

Apex Laboratories, LLC
Particle Size Analysis of Soil by ASTM D 422 Modified

Sample ID: T4-PDI2019-SC27-190524-03-05 (A9E0838-03)

Grain Size Analysis Summary from Sieving and Hydrometer Testing		Particle Size (mm)	Percent Finer	Total Percent of Sample
Gravel				*0.01*
Retained on No. 4 sieve		4.75	100	0
Gravel, passing No. 4 sieve and retained on No. 10 sieve		2.00	99.99	0.01
Sand				*8.78*
Coarse sand, passing No.10 sieve and retained on No. 20 sieve		0.8500	99.98	0.01
Medium sand, passing No.20 sieve and retained on No. 40 sieve		0.4250	99.79	0.19
Medium sand, passing No.40 sieve and retained on No. 60 sieve		0.2500	99.42	0.37
Medium sand, passing No. 60 sieve and retained on No.100 sieve		0.1500	98.49	0.93
Fine sand, passing No. 100 sieve and retained on No.140 sieve		0.1060	96.99	1.49
Fine sand passing No. 140 sieve and retained on No. 200 sieve		0.0750	93.65	3.34
Fine sand, passing No. 200 sieve and retained on No. 230 sieve		0.0630	91.21	2.45
Silt and Clay (Measurements in the Clay fraction are noted)				*91.21*
Hydrometer Test		0.0395	81.41	9.8
Hydrometer Test		0.0292	71.12	10.28
Hydrometer Test		0.0213	61.87	9.25
Hydrometer Test		0.0157	51.58	10.28
Hydrometer Test		0.0119	42.33	9.25
Hydrometer Test		0.0086	35.06	7.27
Hydrometer Test		0.0062	26.9	8.16
Hydrometer Test		0.0051	23.82	3.08
Hydrometer Test	Clay	0.0045	21.63	2.19
Hydrometer Test	Clay	0.0032	15.73	5.9
Hydrometer Test	Clay	0.0026	14.91	0.82
Hydrometer Test	Clay	0.0013	9.35	5.56

Grain Size Summary	Percent of Total Sample
Gravel	0.0
Sand	8.8
Coarse sand	0.0
Medium sand	1.5
Fine sand	7.3
Silt	67.4
Clay	23.8

Case Narrative for Sample ID: T4-PDI2019-SC27-190524-03-05 (A9E0838-03)

This data is not to be used for engineering purposes.

No difficulty dispersing the fraction passing the No. 10 sieve.

Dispersion device used: Commercial drink mixer operating at least 10,000 rpm for one minute.

The assumed specific gravity used in the calculations was 2.65.

+10 fraction consists entirely of organic material.

+20 to +60 fractions contain abundant organic material.



Expires 12/31/19

Apex Laboratories, LLC
Particle Size Analysis of Soil by ASTM D 422 Modified

Grain Size Accumulation Curve

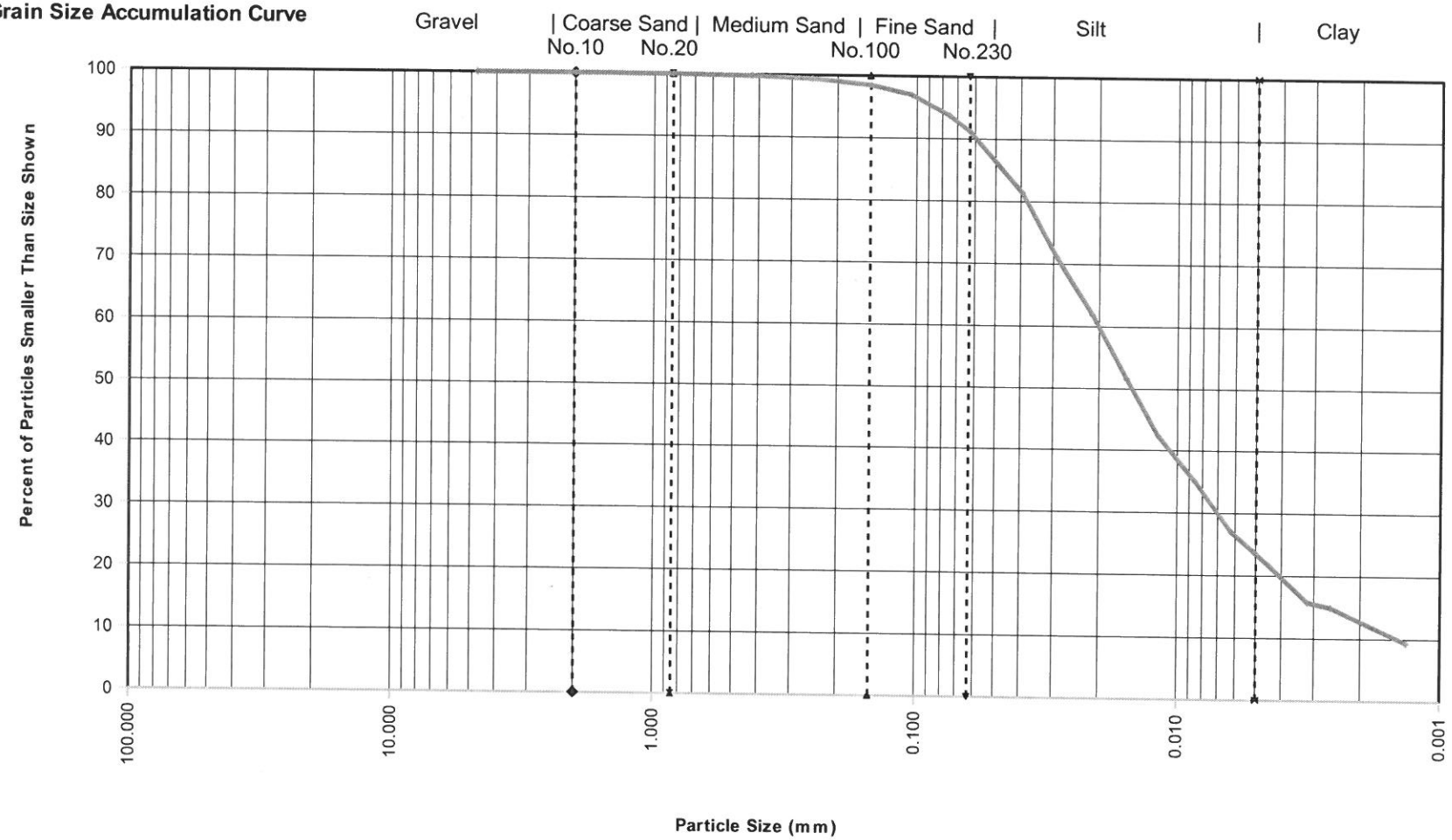

Sample ID:	T4-PDI2019-SC27-190524-03-05 (A9E0838-03)			
Specific Gravity	MAXIMUM PARTICLE SIZE	GRAVEL & SAND		SOIL DESCRIPTION
		PARTICLE SHAPE	HARDNESS	
2.65	Gravel	N/A	N/A	Clayey SILT with trace Sand

Report is complete only if it includes additional Apex Labs Grain Size Data. 07/03/19 Anchor Port of Portland - T4 - PDI Page 54 of 1512 Page 48 of 60 06/18/2019

Apex Laboratories, LLC

Particle Size Analysis of Soil by ASTM D 422

Sample ID:	A9E0838-04		Client Sample ID:	T4-PDI2019-SC27-190524-05-07		Batch Number:	9060927
Data Entered by:	SJL/JSJ	Date:	06/17/19	Data Reviewed by:	JW	Date:	06/18/19
Sample Description:	Clayey SILT with trace Sand			Max Particle Size:	Gravel		
Particle Shape:	N/A			Hardness	N/A		

Whole Sample	Tare	Air Dry + Tare	Air Dry	Moisture	Dry Wt.
	11.273	314.082	302.81	5.22	287.8

Sieve Number	Opening (mm)	Tare	Dry + Tare	Weight Retained	Cumulative Wt. Retained	% Retained	% Passing
4	4.75	1.302	1.400	0.10	0.10	0.0	100.0
10	2.00	1.300	1.714	0.41	0.51	0.1	99.8
Pan		11.285	313.095	301.81	302.32	99.4	

Hygroscopic Moisture Correction

	Hygroscopic Correction Factor	Oven Sample	Pan No.	Tare	Air Dry + Tare	Oven Dry + Tare	Moisture
	0.9504		E83804	1.289	23.531	22.427	5.22

Hydrometer Analysis

Start Date/Time	6/13/2019	9:24	Dispersing Agent	$NaPO_3$
Air Dry Sample Wt. for Hydrometer Test (g)	51.460		G_s Correction Factor (α)	1.000
Percent Passing No.10 Sieve	99.8		Specific Gravity (G_s)	2.65
Dry Weight of Soil Tested (g)	48.91		Corrected Dry Weight of Soil Tested (g) (W)	48.99

Elapsed Time (min)	Hydrometer Reading	Temperature (°C)	Corrected Hydrometer Reading [R]	% Finer of Hydrometer Sample	L	K	Particle Diameter (mm)	Percent Passing
1	46	22.5	40.62	82.9	8.6	0.01317	0.039	82.75
2	40	22.4	34.58	70.6	9.6	0.01332	0.029	70.46
4	36	22.5	30.62	62.5	10.2	0.01317	0.021	62.38
8	31	22.5	25.62	52.3	11.1	0.01317	0.016	52.19
15	26	22.5	20.62	42.1	11.9	0.01317	0.012	42.00
30	21	22.7	15.68	32.0	12.7	0.01317	0.009	31.95
60	17.5	22.6	12.15	24.8	13.2	0.01317	0.006	24.75
90	15.5	22.5	10.12	20.6	13.5	0.01317	0.005	20.61
120	14	22.5	8.62	17.6	13.8	0.01317	0.004	17.55
240	12	22.7	6.68	13.6	14.2	0.01317	0.003	13.61
360	11	23.1	5.82	11.9	14.3	0.01317	0.003	11.85
1440	10	20.7	4.01	8.2	14.5	0.01348	0.001	8.18

Sieve Analysis of Portion Finer Than No. 10 Sieve

Sieve Number	Opening (mm)	Tare	Dry + Tare	Weight Retained	Cumulative Retained	% Retained	% Passing
20	0.850	1.306	1.376	0.07	0.92	0.1	99.7
40	0.425	1.307	1.475	0.17	1.91	0.3	99.3
60	0.250	1.287	1.511	0.22	3.22	0.5	98.9
100	0.150	1.297	1.777	0.48	6.04	1.0	97.9
140	0.105	1.296	1.920	0.62	9.70	1.3	96.6
200	0.075	1.294	2.729	1.44	18.11	2.9	93.7
230	0.063	1.296	2.447	1.15	24.86	2.3	91.3
			Sum	4.15	230 Minus	44.75	

Apex Laboratories, LLC
Particle Size Analysis of Soil by ASTM D 422 Modified

Sample ID: T4-PDI2019-SC27-190524-05-07 (A9E0838-04)

Grain Size Analysis Summary from Sieving and Hydrometer Testing		Particle Size (mm)	Percent Finer	Total Percent of Sample
Gravel				*0.18*
Retained on No. 4 sieve		4.75	99.97	0.03
Gravel, passing No. 4 sieve and retained on No. 10 sieve		2.00	99.82	0.14
Sand				*8.47*
Coarse sand, passing No.10 sieve and retained on No. 20 sieve		0.8500	99.68	0.14
Medium sand, passing No.20 sieve and retained on No. 40 sieve		0.4250	99.34	0.34
Medium sand, passing No.40 sieve and retained on No. 60 sieve		0.2500	98.88	0.46
Medium sand, passing No. 60 sieve and retained on No.100 sieve		0.1500	97.9	0.98
Fine sand, passing No. 100 sieve and retained on No.140 sieve		0.1060	96.63	1.27
Fine sand passing No. 140 sieve and retained on No. 200 sieve		0.0750	93.7	2.93
Fine sand, passing No. 200 sieve and retained on No. 230 sieve		0.0630	91.35	2.35
Silt and Clay (Measurements in the Clay fraction are noted)				*91.35*
Hydrometer Test		0.0386	82.75	8.59
Hydrometer Test		0.0292	70.46	12.29
Hydrometer Test		0.0210	62.38	8.08
Hydrometer Test		0.0155	52.19	10.19
Hydrometer Test		0.0117	42	10.19
Hydrometer Test		0.0086	31.95	10.05
Hydrometer Test		0.0062	24.75	7.2
Hydrometer Test		0.0051	20.61	4.14
Hydrometer Test	Clay	0.0045	17.55	3.06
Hydrometer Test	Clay	0.0032	13.61	3.94
Hydrometer Test	Clay	0.0026	11.85	1.77
Hydrometer Test	Clay	0.0014	8.18	3.67

Grain Size Summary	Percent of Total Sample
Gravel	0.2
Sand	8.5
Coarse sand	0.1
Medium sand	1.8
Fine sand	6.6
Silt	70.7
Clay	20.6

Case Narrative for Sample ID: **T4-PDI2019-SC27-190524-05-07 (A9E0838-04)**

This data is not to be used for engineering purposes.

No difficulty dispersing the fraction passing the No. 10 sieve.

Dispersion device used: Commercial drink mixer operating at least 10,000 rpm for one minute.

The assumed specific gravity used in the calculations was 2.65.

+4 and +10 fractions consist entirely of organic material.

+20 to +60 fractions contain abundant organic material.



Expires 12/31/19

Apex Laboratories, LLC
Particle Size Analysis of Soil by ASTM D 422 Modified

Grain Size Accumulation Curve

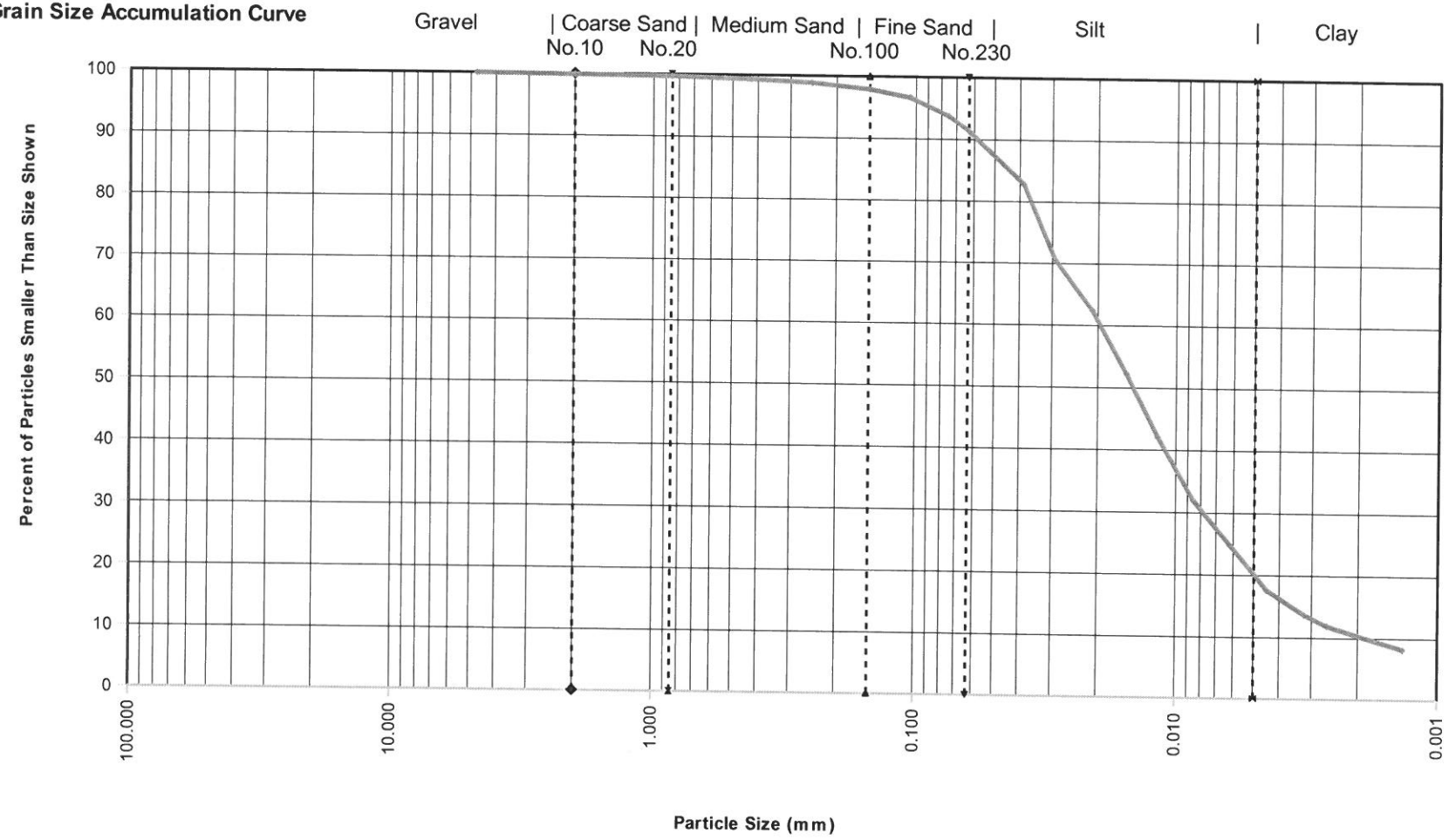

Sample ID:	T4-PDI2019-SC27-190524-05-07 (A9E0838-04)			
Specific Gravity	MAXIMUM PARTICLE SIZE	GRAVEL & SAND		SOIL DESCRIPTION
		PARTICLE SHAPE	HARDNESS	
2.65	Gravel	N/A	N/A	Clayey SILT with trace Sand

Report is complete only if it includes additional Apex Labs Grain Size Data.
07/03/19 Anchor Port of Portland - T4 - PDI Page 57 of 1512
Page 51 of 60 06/18/2019

Apex Laboratories, LLC

Particle Size Analysis of Soil by ASTM D 422

Sample ID:	A9E0838-14		Client Sample ID:	T4-PDI2019-SC30-190524-01-03		Batch Number:	9060927
Data Entered by:	SJL/JSJ	Date:	06/17/19	Data Reviewed by:	JW	Date:	06/18/19
Sample Description:	Clayey SILT with trace Sand			Max Particle Size:	Coarse Sand		
Particle Shape:	N/A			Hardness	N/A		

Whole Sample	Tare	Air Dry + Tare	Air Dry	Moisture	Dry Wt.
	12.107	339.881	327.77	5.11	311.9

Sieve Number	Opening (mm)	Tare	Dry + Tare	Weight Retained	Cumulative Wt. Retained	% Retained	% Passing
4	4.75	0.000	0.000	0.00	0.00	0.0	100.0
10	2.00	1.292	1.302	0.01	0.01	0.0	100.0
Pan		12.119	339.540	327.42	327.43	99.6	

Hygroscopic Moisture Correction

	Hygroscopic Correction Factor	Oven Sample	Pan No.	Tare	Air Dry + Tare	Oven Dry + Tare	Moisture
	0.9514		E0838-14	1.288	20.412	19.483	5.11

Hydrometer Analysis

Start Date/Time	6/13/2019	9:46	Dispersing Agent	$NaPO_3$
Air Dry Sample Wt. for Hydrometer Test (g)	50.125		G_s Correction Factor (α)	1.000
Percent Passing No.10 Sieve	100.0		Specific Gravity (G_s)	2.65
Dry Weight of Soil Tested (g)	47.69		Corrected Dry Weight of Soil Tested (g) (W)	47.69

Elapsed Time (min)	Hydrometer Reading	Temperature (°C)	Corrected Hydrometer Reading [R]	% Finer of Hydrometer Sample	L	K	Particle Diameter (mm)	Percent Passing
1	42	22.5	36.62	76.8	9.2	0.01317	0.040	76.77
2	38	22.5	32.62	68.4	9.9	0.01317	0.029	68.39
4	33	22.5	27.62	57.9	10.7	0.01317	0.022	57.90
8	27.5	22.7	22.18	46.5	11.5	0.01317	0.016	46.51
15	23	22.7	17.68	37.1	12.4	0.01317	0.012	37.07
30	20	22.7	14.68	30.8	12.9	0.01317	0.009	30.78
60	16	22.6	10.65	22.3	13.5	0.01317	0.006	22.33
90	15	22.6	9.65	20.2	13.7	0.01317	0.005	20.23
120	14	22.6	8.65	18.1	13.8	0.01317	0.004	18.13
240	12	22.7	6.68	14.0	14.2	0.01317	0.003	14.01
360	11	23.3	5.88	12.3	14.3	0.01317	0.003	12.33
1440	10	20.7	4.01	8.4	14.5	0.01348	0.001	8.42

Sieve Analysis of Portion Finer Than No. 10 Sieve

Sieve Number	Opening (mm)	Tare	Dry + Tare	Weight Retained	Cumulative Retained	% Retained	% Passing
20	0.850	1.290	1.299	0.01	0.07	0.0	100.0
40	0.425	1.304	1.404	0.10	0.72	0.2	99.8
60	0.250	1.284	1.522	0.24	2.28	0.5	99.3
100	0.150	1.308	1.823	0.52	5.64	1.1	98.2
140	0.105	1.306	2.138	0.83	11.08	1.7	96.4
200	0.075	1.309	3.320	2.01	24.21	4.2	92.2
230	0.063	1.292	2.781	1.49	33.94	3.1	89.1
		Sum		5.19	230 Minus	42.50	

Apex Laboratories, LLC
Particle Size Analysis of Soil by ASTM D 422 Modified

Sample ID: T4-PDI2019-SC30-190524-01-03 (A9E0838-14)

Grain Size Analysis Summary from Sieving and Hydrometer Testing		Particle Size (mm)	Percent Finer	Total Percent of Sample
Gravel				*0*
Retained on No. 4 sieve		4.75	100	0
Gravel, passing No. 4 sieve and retained on No. 10 sieve		2.00	100	0
Sand				*10.89*
Coarse sand, passing No.10 sieve and retained on No. 20 sieve		0.8500	99.98	0.02
Medium sand, passing No.20 sieve and retained on No. 40 sieve		0.4250	99.77	0.21
Medium sand, passing No.40 sieve and retained on No. 60 sieve		0.2500	99.27	0.5
Medium sand, passing No. 60 sieve and retained on No.100 sieve		0.1500	98.19	1.08
Fine sand, passing No. 100 sieve and retained on No.140 sieve		0.1060	96.44	1.74
Fine sand passing No. 140 sieve and retained on No. 200 sieve		0.0750	92.23	4.22
Fine sand, passing No. 200 sieve and retained on No. 230 sieve		0.0630	89.11	3.12
Silt and Clay (Measurements in the Clay fraction are noted)				*89.11*
Hydrometer Test		0.0399	76.77	12.33
Hydrometer Test		0.0293	68.39	8.39
Hydrometer Test		0.0215	57.9	10.48
Hydrometer Test		0.0158	46.51	11.39
Hydrometer Test		0.0120	37.07	9.44
Hydrometer Test		0.0086	30.78	6.29
Hydrometer Test		0.0062	22.33	8.46
Hydrometer Test		0.0051	20.23	2.1
Hydrometer Test	Clay	0.0045	18.13	2.1
Hydrometer Test	Clay	0.0032	14.01	4.12
Hydrometer Test	Clay	0.0026	12.33	1.68
Hydrometer Test	Clay	0.0014	8.42	3.92

Grain Size Summary	Percent of Total Sample
Gravel	0.0
Sand	10.9
Coarse sand	0.0
Medium sand	1.8
Fine sand	9.1
Silt	68.9
Clay	20.2

Case Narrative for Sample ID: **T4-PDI2019-SC30-190524-01-03 (A9E0838-14)**

This data is not to be used for engineering purposes.

No difficulty dispersing the fraction passing the No. 10 sieve.

Dispersion device used: Commercial drink mixer operating at least 10,000 rpm for one minute.

The assumed specific gravity used in the calculations was 2.65.

+10 fraction consists entirely of organic material.

+20 to +60 fractions contain abundant organic material.



Expires 12/31/19

Apex Laboratories, LLC
Particle Size Analysis of Soil by ASTM D 422 Modified

Grain Size Accumulation Curve

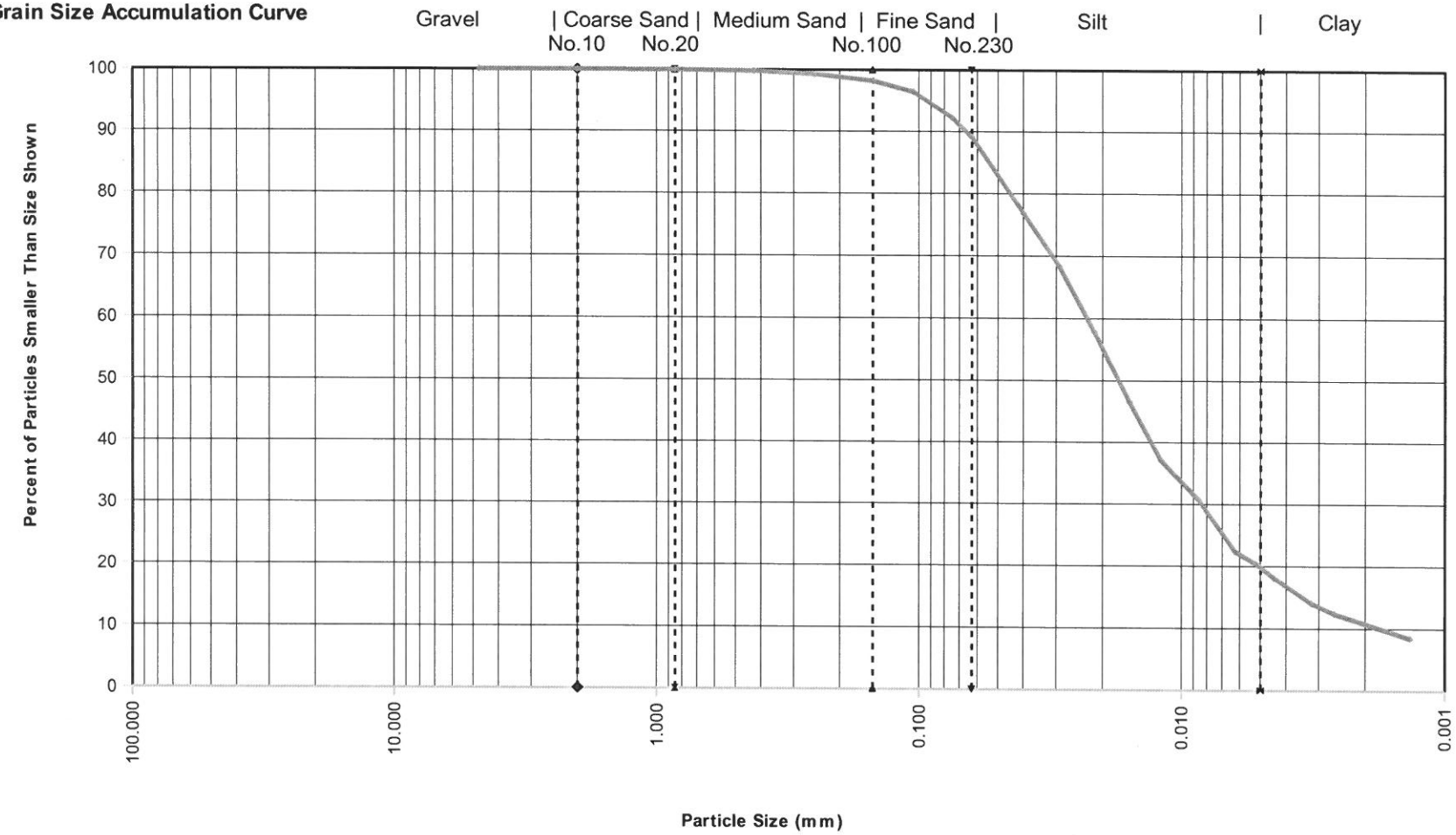

Sample ID:	T4-PDI2019-SC30-190524-01-03 (A9E0838-14)			
Specific Gravity	MAXIMUM PARTICLE SIZE	GRAVEL & SAND		SOIL DESCRIPTION
		PARTICLE SHAPE	HARDNESS	
2.65	Coarse Sand	N/A	N/A	Clayey SILT with trace Sand

Report is complete only if it includes additional Apex Labs Grain Size Data. 07/03/19 Anchor Port of Portland - T4 - PDI Page 60 of 1512 Page 54 of 60 06/18/2019

Apex Laboratories, LLC

Particle Size Analysis of Soil by ASTM D 422

Sample ID:	A9E0838-15		Client Sample ID:	T4-PDI2019-SC30-190524-03-05		Batch Number:	9060927
Data Entered by:	SJL/JSJ	Date: 06/17/19	Data Reviewed by:	JW		Date:	06/18/19
Sample Description:	Clayey SILT with some Sand		Max Particle Size:	Gravel			
Particle Shape:	N/A		Hardness	N/A			

Whole Sample	Tare	Air Dry + Tare	Air Dry	Moisture	Dry Wt.
	12.159	367.832	355.67	4.91	339.0

Sieve Number	Opening (mm)	Tare	Dry + Tare	Weight Retained	Cumulative Wt. Retained	% Retained	% Passing
4	4.75	0.000	0.000	0.00	0.00	0.0	100.0
10	2.00	1.310	1.750	0.44	0.44	0.1	99.9
Pan		12.167	366.876	354.71	355.15	99.5	

Hygroscopic Moisture Correction

Hygroscopic Correction Factor	Oven Sample	Pan No.	Tare	Air Dry + Tare	Oven Dry + Tare	Moisture
0.9532		E083815	1.284	15.245	14.591	4.91

Hydrometer Analysis

Start Date/Time	6/13/2019	10:10	Dispersing Agent	$NaPO_3$
Air Dry Sample Wt. for Hydrometer Test (g)	50.249		G_s Correction Factor (α)	1.000
Percent Passing No.10 Sieve	99.9		Specific Gravity (G_s)	2.65
Dry Weight of Soil Tested (g)	47.90		Corrected Dry Weight of Soil Tested (g) (W)	47.96

Elapsed Time (min)	Hydrometer Reading	Temperature (°C)	Corrected Hydrometer Reading [R]	% Finer of Hydrometer Sample	L	K	Particle Diameter (mm)	Percent Passing
1	41.5	22.5	36.12	75.3	9.2	0.01317	0.040	75.21
2	33	22.4	27.58	57.5	10.7	0.01332	0.031	57.44
4	33	22.4	27.58	57.5	10.7	0.01332	0.022	57.44
8	28	22.6	22.65	47.2	11.5	0.01317	0.016	47.17
15	25	22.5	19.62	40.9	12	0.01317	0.012	40.85
30	21	22.6	15.65	32.6	12.7	0.01317	0.009	32.59
60	17	22.6	11.65	24.3	13.3	0.01317	0.006	24.26
90	15.5	22.6	10.15	21.2	13.5	0.01317	0.005	21.13
120	14	22.6	8.65	18.0	13.8	0.01317	0.004	18.01
240	12	22.8	6.72	14.0	14.2	0.01317	0.003	13.99
360	11	23.3	5.88	12.3	14.3	0.01317	0.003	12.25
1440	10	20.8	4.05	8.4	14.5	0.01348	0.001	8.43

Sieve Analysis of Portion Finer Than No. 10 Sieve

Sieve Number	Opening (mm)	Tare	Dry + Tare	Weight Retained	Cumulative Retained	% Retained	% Passing
20	0.850	1.302	1.370	0.07	0.92	0.1	99.7
40	0.425	1.292	1.734	0.44	4.04	0.9	98.8
60	0.250	1.305	2.557	1.25	12.88	2.6	96.2
100	0.150	1.310	2.974	1.66	24.62	3.5	92.7
140	0.105	1.285	2.492	1.21	33.14	2.5	90.2
200	0.075	1.304	3.064	1.76	45.57	3.7	86.5
230	0.063	1.301	2.441	1.14	53.62	2.4	84.2
			Sum	7.53	230 Minus	40.36	

Apex Laboratories, LLC
Particle Size Analysis of Soil by ASTM D 422 Modified

Sample ID: T4-PDI2019-SC30-190524-03-05 (A9E0838-15)

Grain Size Analysis Summary from Sieving and Hydrometer Testing		Particle Size (mm)	Percent Finer	Total Percent of Sample
Gravel				*0.13*
Retained on No. 4 sieve		4.75	100	0
Gravel, passing No. 4 sieve and retained on No. 10 sieve		2.00	99.87	0.13
Sand				*15.71*
Coarse sand, passing No.10 sieve and retained on No. 20 sieve		0.8500	99.73	0.14
Medium sand, passing No.20 sieve and retained on No. 40 sieve		0.4250	98.81	0.92
Medium sand, passing No.40 sieve and retained on No. 60 sieve		0.2500	96.2	2.61
Medium sand, passing No. 60 sieve and retained on No.100 sieve		0.1500	92.73	3.47
Fine sand, passing No. 100 sieve and retained on No.140 sieve		0.1060	90.21	2.52
Fine sand passing No. 140 sieve and retained on No. 200 sieve		0.0750	86.54	3.67
Fine sand, passing No. 200 sieve and retained on No. 230 sieve		0.0630	84.16	2.38
Silt and Clay (Measurements in the Clay fraction are noted)				*84.16*
Hydrometer Test		0.0399	75.21	8.95
Hydrometer Test		0.0308	57.44	17.77
Hydrometer Test		0.0218	57.44	0
Hydrometer Test		0.0158	47.17	10.27
Hydrometer Test		0.0118	40.85	6.32
Hydrometer Test		0.0086	32.59	8.26
Hydrometer Test		0.0062	24.26	8.33
Hydrometer Test		0.0051	21.13	3.12
Hydrometer Test	Clay	0.0045	18.01	3.12
Hydrometer Test	Clay	0.0032	13.99	4.03
Hydrometer Test	Clay	0.0026	12.25	1.73
Hydrometer Test	Clay	0.0014	8.43	3.82

Grain Size Summary	Percent of Total Sample
Gravel	0.1
Sand	15.7
Coarse sand	0.1
Medium sand	7.0
Fine sand	8.6
Silt	63.0
Clay	21.1

Case Narrative for Sample ID: T4-PDI2019-SC30-190524-03-05 (A9E0838-15)

This data is not to be used for engineering purposes.

No difficulty dispersing the fraction passing the No. 10 sieve.

Dispersion device used: Commercial drink mixer operating at least 10,000 rpm for one minute.

The assumed specific gravity used in the calculations was 2.65.

+10 fraction consists almost entirely of organic material.

+20 to +60 fractions contain abundant organic material.



Expires 12/31/19

Apex Laboratories, LLC
Particle Size Analysis of Soil by ASTM D 422 Modified

Grain Size Accumulation Curve

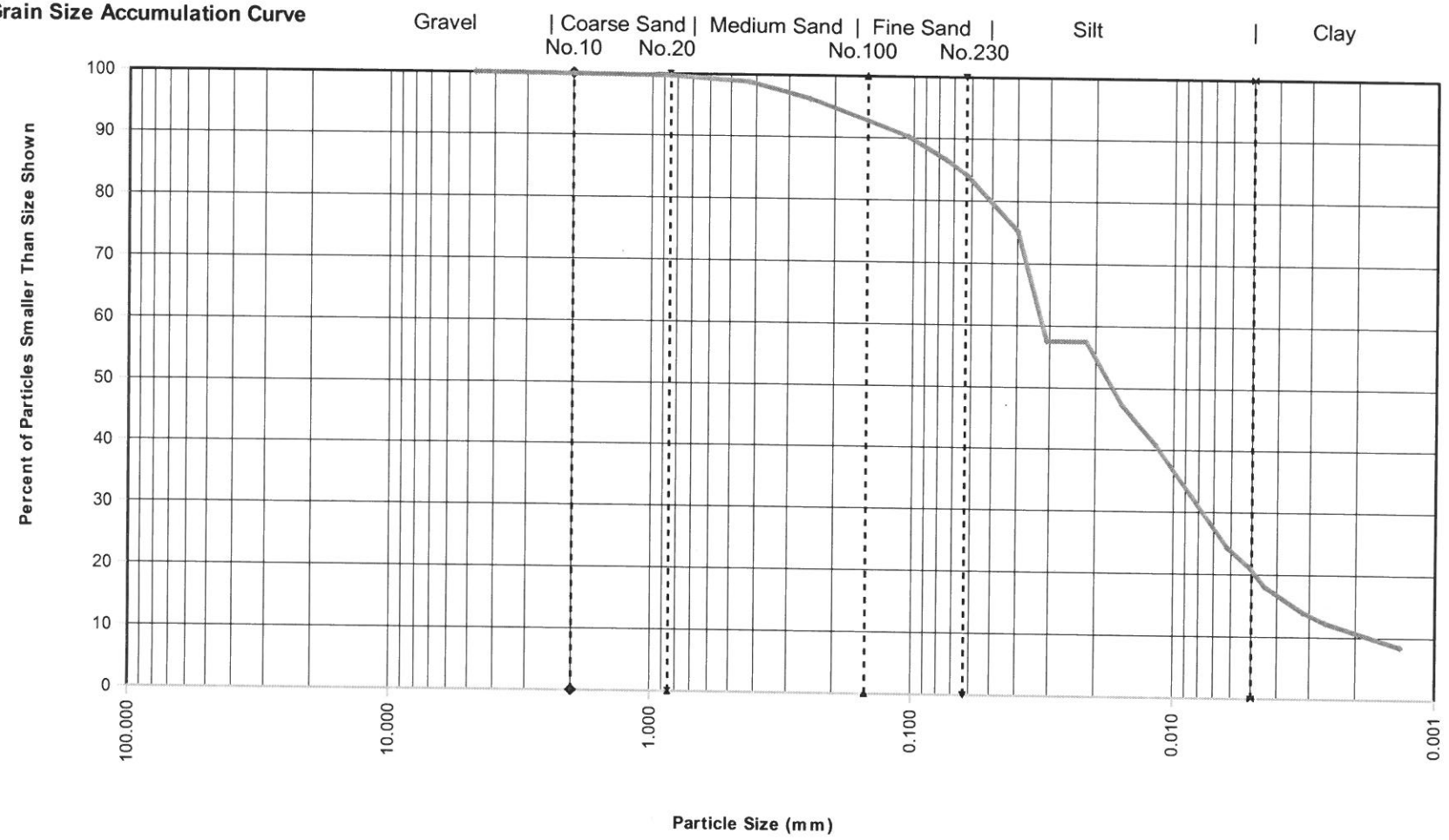

Sample ID:	T4-PDI2019-SC30-190524-03-05 (A9E0838-15)			
Specific Gravity	MAXIMUM PARTICLE SIZE	GRAVEL & SAND		SOIL DESCRIPTION
		PARTICLE SHAPE	HARDNESS	
2.65	Gravel	N/A	N/A	Clayey SILT with some Sand

Report is complete only if it includes additional Apex Labs Grain Size Data. 07/03/19 Anchor Port of Portland - T4 - PDI Page 63 of 1512 Page 57 of 60 06/18/2019

Apex Laboratories, LLC

Particle Size Analysis of Soil by ASTM D 422

Sample ID:	A9E0838-16		Client Sample ID:	T4-PDI2019-SC30-190524-05-07		Batch Number:	9060927
Data Entered by:	SJL/JSJ	Date:	06/17/19	Data Reviewed by:	JW	Date:	06/18/19
Sample Description:	Silty SAND with some Clay			Max Particle Size:	Gravel		
Particle Shape:	N/A			Hardness	N/A		

Whole Sample	Tare	Air Dry + Tare	Air Dry	Moisture	Dry Wt.
	11.335	450.677	439.34	3.28	425.4

Sieve Number	Opening (mm)	Tare	Dry + Tare	Weight Retained	Cumulative Wt. Retained	% Retained	% Passing
4	4.75	1.293	1.590	0.30	0.30	0.1	99.9
10	2.00	1.297	1.881	0.58	0.88	0.1	99.8
Pan		11.342	449.482	438.14	439.02	99.6	

Hygroscopic Moisture Correction

	Hygroscopic Correction Factor	Oven Sample	Pan No.	Tare	Air Dry + Tare	Oven Dry + Tare	Moisture
	0.9682		E83816	1.311	20.349	19.744	3.28

Hydrometer Analysis

Start Date/Time	6/13/2019	8:58	Dispersing Agent	$NaPO_3$
Air Dry Sample Wt. for Hydrometer Test (g)	100.076		G_s Correction Factor (α)	1.000
Percent Passing No.10 Sieve	99.8		Specific Gravity (G_s)	2.65
Dry Weight of Soil Tested (g)	96.90		Corrected Dry Weight of Soil Tested (g) (W)	97.10

Elapsed Time (min)	Hydrometer Reading	Temperature (°C)	Corrected Hydrometer Reading [R]	% Finer of Hydrometer Sample	L	K	Particle Diameter (mm)	Percent Passing
1	33	22.4	28.81	29.7	10.7	0.01332	0.044	29.61
2	27	22.3	22.79	23.5	11.7	0.01332	0.032	23.42
4	22	22.3	17.79	18.3	12.5	0.01332	0.024	18.28
8	19	22.3	14.79	15.2	13	0.01332	0.017	15.20
15	16	22.3	11.79	12.1	13.5	0.01332	0.013	12.12
30	14	22.3	9.79	10.1	13.8	0.01332	0.009	10.06
60	13	22.2	8.76	9.0	14	0.01332	0.006	9.01
90	11	22.2	6.76	7.0	14.3	0.01332	0.005	6.95
120	11	22.3	6.79	7.0	14.3	0.01332	0.005	6.98
240	10	22.4	5.81	6.0	14.5	0.01332	0.003	5.97
360	8	22.8	3.91	4.0	14.8	0.01317	0.003	4.02
1440	7.5	20.8	2.91	3.0	14.8	0.01348	0.001	2.99

Sieve Analysis of Portion Finer Than No. 10 Sieve

Sieve Number	Opening (mm)	Tare	Dry + Tare	Weight Retained	Cumulative Retained	% Retained	% Passing
20	0.850	1.302	1.429	0.13	1.44	0.1	99.7
40	0.425	1.296	2.621	1.33	7.24	1.4	98.3
60	0.250	1.300	6.118	4.82	28.33	5.0	93.3
100	0.150	1.315	14.542	13.23	86.24	13.6	79.7
140	0.105	1.308	17.970	16.66	159.19	17.2	62.6
200	0.075	1.295	17.838	16.54	231.61	17.0	45.5
230	0.063	1.315	8.178	6.86	261.66	7.1	38.4
			Sum	59.57	230 Minus	37.33	

Apex Laboratories, LLC
Particle Size Analysis of Soil by ASTM D 422 Modified

Sample ID: T4-PDI2019-SC30-190524-05-07 (A9E0838-16)

Grain Size Analysis Summary from Sieving and Hydrometer Testing		Particle Size (mm)	Percent Finer	Total Percent of Sample
Gravel				*0.21*
Retained on No. 4 sieve		4.75	99.93	0.07
Gravel, passing No. 4 sieve and retained on No. 10 sieve		2.00	99.79	0.14
Sand				*61.35*
Coarse sand, passing No.10 sieve and retained on No. 20 sieve		0.8500	99.66	0.13
Medium sand, passing No.20 sieve and retained on No. 40 sieve		0.4250	98.3	1.36
Medium sand, passing No.40 sieve and retained on No. 60 sieve		0.2500	93.34	4.96
Medium sand, passing No. 60 sieve and retained on No.100 sieve		0.1500	79.71	13.62
Fine sand, passing No. 100 sieve and retained on No.140 sieve		0.1060	62.55	17.16
Fine sand passing No. 140 sieve and retained on No. 200 sieve		0.0750	45.52	17.04
Fine sand, passing No. 200 sieve and retained on No. 230 sieve		0.0630	38.45	7.07
Silt and Clay (Measurements in the Clay fraction are noted)				*38.45*
Hydrometer Test		0.0436	29.61	8.83
Hydrometer Test		0.0322	23.42	6.19
Hydrometer Test		0.0235	18.28	5.14
Hydrometer Test		0.0170	15.2	3.08
Hydrometer Test		0.0126	12.12	3.08
Hydrometer Test		0.0090	10.06	2.06
Hydrometer Test		0.0064	9.01	1.05
Hydrometer Test		0.0053	6.95	2.06
Hydrometer Test	Clay	0.0046	6.98	0
Hydrometer Test	Clay	0.0033	5.97	0.98
Hydrometer Test	Clay	0.0027	4.02	1.95
Hydrometer Test	Clay	0.0014	2.99	1.03

Grain Size Summary	Percent of Total Sample
Gravel	0.2
Sand	61.3
Coarse sand	0.1
Medium sand	19.9
Fine sand	41.3
Silt	31.5
Clay	7.0

Case Narrative for Sample ID: T4-PDI2019-SC30-190524-05-07 (A9E0838-16)

This data is not to be used for engineering purposes.

No difficulty dispersing the fraction passing the No. 10 sieve.

Dispersion device used: Commercial drink mixer operating at least 10,000 rpm for one minute.

The assumed specific gravity used in the calculations was 2.65.

+4 fraction consists entirely of organic material.

+10 fraction contains abundant organic material.

+20 fraction consists mostly of organic material.



Expires 12/31/19

Apex Laboratories, LLC
Particle Size Analysis of Soil by ASTM D 422 Modified

Grain Size Accumulation Curve

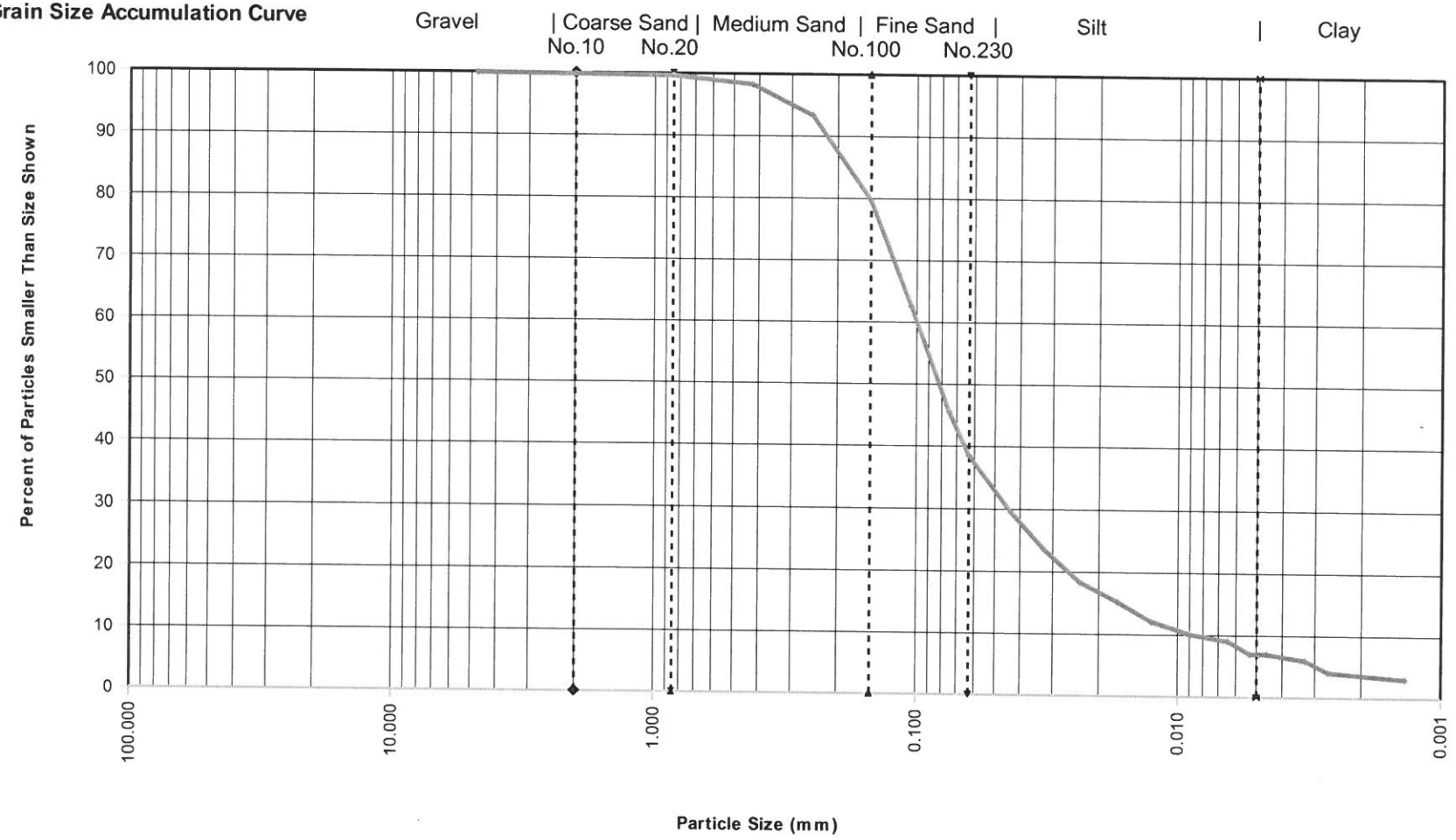

Sample ID:	T4-PDI2019-SC30-190524-05-07 (A9E0838-16)			
Specific Gravity	MAXIMUM PARTICLE SIZE	GRAVEL & SAND		SOIL DESCRIPTION
		PARTICLE SHAPE	HARDNESS	
2.65	Gravel	N/A	N/A	Silty SAND with some Clay

Report is complete only if it includes additional Apex Labs Grain Size Data. 07/03/19 Anchor Port of Portland - T4 - PDI Page 66 of 1512 Page 60 of 60 06/18/2019

APEX LABORATORIES, LLC
12232 SW Garden Place Tigard OR 97223
phone 503-718-2323
fax 503-718-0333

Sample Receipt Documentation
(Work orders, Chain of Custody & Cooler Receipt Forms)

A9E0838

Apex Laboratories

Client:	**Anchor QEA, LLC**	**Project Manager:**	**Darwin Thomas**
Project:	**Port of Portland - T4 - PDI**	**Project Number:**	**050332-01.32**

Report To:

Anchor QEA, LLC
Cindy Fields
6720 SW Macadam Ave. Suite 125
Portland, OR 97219
Phone: (503) 670-1108
Fax: na

Invoice To:

Anchor QEA, LLC
Cindy Fields
6720 SW Macadam Ave. Suite 125
Portland, OR 97219
Phone :(503) 670-1108
Fax: na

Date Due:	06/10/19 17:00 (10 day TAT)		
Received By:	Charles F. Hoffman	Date Received:	05/24/19 16:41
Logged In By:	Cameron L O'Brien	Date Logged In:	05/28/19 10:47

Cooler #1 received at 2.8°C									
Custody Seals	Yes	Containers Intact	Yes	COC/Labels Agree	Yes	PH Confirmed	No	Received On Ice	Yes
Temperature OK	Yes								
Cooler #2 received at 2.8°C									
Custody Seals	Yes	Containers Intact	Yes	COC/Labels Agree	Yes	PH Confirmed	No	Received On Ice	Yes
Temperature OK	Yes								
Cooler #3 received at 5.8°C									
Custody Seals	Yes	Containers Intact	Yes	COC/Labels Agree	Yes	PH Confirmed	No	Received On Ice	Yes
Temperature OK	Yes								
Cooler #4 received at 1.3°C									
Custody Seals	Yes	Containers Intact	Yes	COC/Labels Agree	Yes	PH Confirmed	No	Received On Ice	Yes
Temperature OK	Yes								
Cooler #5 received at 3.4°C									
Custody Seals	Yes	Containers Intact	Yes	COC/Labels Agree	Yes	PH Confirmed	No	Received On Ice	Yes
Temperature OK	Yes								
Cooler #6 received at 2.3°C									
Custody Seals	Yes	Containers Intact	Yes	COC/Labels Agree	Yes	PH Confirmed	No	Received On Ice	Yes
Temperature OK	Yes								

Analysis	Due	TAT	Expires	Comments
A9E0838-01 FD-201905241445 [Sediment] Sampled 05/24/19 00:00 (GMT-08:00) Pacific Time (US & Canada) 1 Containers				**No time on COC (Field Duplicate)**
Dry Weight				
Dry Weight	05/30/19 17:00	3	11/20/19 00:00	**USE SOLIDS DATA** Make Not Reportable.
Project Mgmt				
Data Package	07/10/19 17:00	10	08/31/19 00:00	
Semivols (ECD)				
8082 PCBs - Low Level (2mL FV)	06/07/19 17:00	10	05/23/20 00:00	
Semivols (Scan)				
8270D LL PAH/PHTH/Phenols	06/07/19 17:00	10	06/07/19 00:00	PAHs Only
Wet Chem				
Solids, PSEP 1986	06/07/19 17:00	10	11/20/19 00:00	Enter TS data for DW. (Units=%)
Total Organic Carbon - Soil (9060A)	06/07/19 17:00	10	06/21/19 00:00	Units=%

A9E0838

Apex Laboratories

Client:	**Anchor QEA, LLC**	**Project Manager:**	**Darwin Thomas**
Project:	**Port of Portland - T4 - PDI**	**Project Number:**	**050332-01.32**

Analysis	Due	TAT	Expires	Comments
Analysis	**Due**	**TAT**	**Expires**	**Comments**

A9E0838-02 T4-PDI2019-SC27-190524-01-03 [Sediment] Sampled
05/24/19 14:45 (GMT-08:00) Pacific Time (US & Canada) 5 Containers

Dry Weight

Dry Weight	05/30/19 17:00	3	11/20/19 14:45	MS/MSD this sample, **USE SOLIDS DATA** Make Not Repo

Geotechnical

Grain Size (D422m/PSET)	06/07/19 17:00	10	11/20/19 14:45	

Sample Control

Archive Samples - Frozen	05/28/20 17:00	1	05/25/19 14:45	$2/sample/quarter

Semivols (ECD)

8082 PCBs - Low Level (2mL FV)	06/07/19 17:00	10	05/23/20 14:45	MS/MSD this sample

Semivols (Scan)

8270D LL PAH/PHTH/Phenols	06/07/19 17:00	10	06/07/19 14:45	MS/MSD this sample, PAHs Only

Wet Chem

Solids, PSEP 1986	06/07/19 17:00	10	11/20/19 14:45	MS/MSD this sample, Enter TS data for DW. (Units=%)
Total Organic Carbon - Soil (9060A)	06/07/19 17:00	10	06/21/19 14:45	MS/MSD this sample, Units=%

A9E0838-03 T4-PDI2019-SC27-190524-03-05 [Sediment] Sampled
05/24/19 14:45 (GMT-08:00) Pacific Time (US & Canada) 4 Containers

Dry Weight

Dry Weight	05/30/19 17:00	3	11/20/19 14:45	**USE SOLIDS DATA** Make Not Reportable.

Geotechnical

Grain Size (D422m/PSET)	06/07/19 17:00	10	11/20/19 14:45	

Sample Control

Archive Samples - Frozen	05/28/20 17:00	1	05/25/19 14:45	$2/sample/quarter

Semivols (ECD)

8082 PCBs - Low Level (2mL FV)	06/07/19 17:00	10	05/23/20 14:45	

Semivols (Scan)

8270D LL PAH/PHTH/Phenols	06/07/19 17:00	10	06/07/19 14:45	PAHs Only

Wet Chem

Solids, PSEP 1986	06/07/19 17:00	10	11/20/19 14:45	Enter TS data for DW. (Units=%)
Total Organic Carbon - Soil (9060A)	06/07/19 17:00	10	06/21/19 14:45	Units=%

A9E0838

Apex Laboratories

Client:	**Anchor QEA, LLC**	**Project Manager:**	**Darwin Thomas**
Project:	**Port of Portland - T4 - PDI**	**Project Number:**	**050332-01.32**

Analysis	Due	TAT	Expires	Comments
Analysis	**Due**	**TAT**	**Expires**	**Comments**
A9E0838-04 T4-PDI2019-SC27-190524-05-07 [Sediment] Sampled				
05/24/19 14:45 (GMT-08:00) Pacific Time (US & Canada) 4 Containers				
Dry Weight				
Dry Weight	05/30/19 17:00	3	11/20/19 14:45	**USE SOLIDS DATA** Make Not Reportable.
Geotechnical				
Grain Size (D422m/PSET)	06/07/19 17:00	10	11/20/19 14:45	
Sample Control				
Archive Samples - Frozen	05/28/20 17:00	1	05/25/19 14:45	$2/sample/quarter
Semivols (ECD)				
8082 PCBs - Low Level (2mL FV)	06/07/19 17:00	10	05/23/20 14:45	
Semivols (Scan)				
8270D LL PAH/PHTH/Phenols	06/07/19 17:00	10	06/07/19 14:45	PAHs Only
Wet Chem				
Solids, PSEP 1986	06/07/19 17:00	10	11/20/19 14:45	Enter TS data for DW. (Units=%)
Total Organic Carbon - Soil (9060A)	06/07/19 17:00	10	06/21/19 14:45	Units=%
A9E0838-05 T4-PDI2019-SC27-190524-07-09 [Sediment] Sampled				**HOLD**
05/24/19 14:45 (GMT-08:00) Pacific Time (US & Canada) 4 Containers				
Sample Control				
Archive Samples - Frozen	05/28/20 17:00	1	05/25/19 14:45	$2/sample/quarter
Hold Sample	06/07/19 17:00	10	02/16/22 14:45	
A9E0838-06 T4-PDI2019-SC27-190524-09-11 [Sediment] Sampled				**HOLD**
05/24/19 14:45 (GMT-08:00) Pacific Time (US & Canada) 4 Containers				
Sample Control				
Archive Samples - Frozen	05/28/20 17:00	1	05/25/19 14:45	$2/sample/quarter
Hold Sample	06/07/19 17:00	10	02/16/22 14:45	
A9E0838-07 T4-PDI2019-SC27-190524-11-12.9 [Sediment] Sampled				**HOLD**
05/24/19 14:45 (GMT-08:00) Pacific Time (US & Canada) 4 Containers				
Sample Control				
Archive Samples - Frozen	05/28/20 17:00	1	05/25/19 14:45	$2/sample/quarter
Hold Sample	06/07/19 17:00	10	02/16/22 14:45	
A9E0838-08 T4-PDI2019-SC28-190524-01-03 [Sediment] Sampled				**HOLD**
05/24/19 10:01 (GMT-08:00) Pacific Time (US & Canada) 4 Containers				
Sample Control				
Archive Samples - Frozen	05/28/20 17:00	1	05/25/19 10:01	$2/sample/quarter
Hold Sample	06/07/19 17:00	10	02/16/22 10:01	

A9E0838

Apex Laboratories

Client:	**Anchor QEA, LLC**	**Project Manager:**	**Darwin Thomas**
Project:	**Port of Portland - T4 - PDI**	**Project Number:**	**050332-01.32**

Analysis	Due	TAT	Expires	Comments
Analysis	**Due**	**TAT**	**Expires**	**Comments**
A9E0838-09 T4-PDI2019-SC28-190524-03-05 [Sediment] Sampled 05/24/19 10:01 (GMT-08:00) Pacific Time (US & Canada) 4 Containers				**HOLD**
Sample Control				
Archive Samples - Frozen	05/28/20 17:00	1	05/25/19 10:01	$2/sample/quarter
Hold Sample	06/07/19 17:00	10	02/16/22 10:01	
A9E0838-10 T4-PDI2019-SC28-190524-05-07 [Sediment] Sampled 05/24/19 10:01 (GMT-08:00) Pacific Time (US & Canada) 4 Containers				**HOLD**
Sample Control				
Archive Samples - Frozen	05/28/20 17:00	1	05/25/19 10:01	$2/sample/quarter
Hold Sample	06/07/19 17:00	10	02/16/22 10:01	
A9E0838-11 T4-PDI2019-SC28-190524-07-09 [Sediment] Sampled 05/24/19 10:01 (GMT-08:00) Pacific Time (US & Canada) 3 Containers				**HOLD**
Sample Control				
Archive Samples - Frozen	05/28/20 17:00	1	05/25/19 10:01	$2/sample/quarter
Hold Sample	06/07/19 17:00	10	02/16/22 10:01	
A9E0838-12 T4-PDI2019-SC28-190524-09-10.1 [Sediment] Sampled 05/24/19 10:01 (GMT-08:00) Pacific Time (US & Canada) 3 Containers				**HOLD**
Sample Control				
Archive Samples - Frozen	05/28/20 17:00	1	05/25/19 10:01	$2/sample/quarter
Hold Sample	06/07/19 17:00	10	02/16/22 10:01	
A9E0838-13 FD-201905241300 [Sediment] Sampled 05/24/19 00:00 (GMT-08:00) Pacific Time (US & Canada) 1 Containers				**No time on COC (Field Duplicate)**
Dry Weight				
Dry Weight	05/30/19 17:00	3	11/20/19 00:00	**USE SOLIDS DATA** Make Not Reportable.
Semivols (ECD)				
8082 PCBs - Low Level (2mL FV)	06/07/19 17:00	10	05/23/20 00:00	
Semivols (Scan)				
8270D LL PAH/PHTH/Phenols	06/07/19 17:00	10	06/07/19 00:00	PAHs Only
Wet Chem				
Solids, PSEP 1986	06/07/19 17:00	10	11/20/19 00:00	Enter TS data for DW. (Units=%)
Total Organic Carbon - Soil (9060A)	06/07/19 17:00	10	06/21/19 00:00	Units=%

A9E0838

Apex Laboratories

Client:	**Anchor QEA, LLC**	**Project Manager:**	**Darwin Thomas**
Project:	**Port of Portland - T4 - PDI**	**Project Number:**	**050332-01.32**

Analysis	Due	TAT	Expires	Comments

Analysis	Due	TAT	Expires	Comments

A9E0838-14 T4-PDI2019-SC30-190524-01-03 [Sediment] Sampled
05/24/19 13:00 (GMT-08:00) Pacific Time (US & Canada) 4 Containers

Analysis	Due	TAT	Expires	Comments
Dry Weight				
Dry Weight	05/30/19 17:00	3	11/20/19 13:00	**USE SOLIDS DATA** Make Not Reportable.
Geotechnical				
Grain Size (D422m/PSET)	06/07/19 17:00	10	11/20/19 13:00	
Sample Control				
Archive Samples - Frozen	05/28/20 17:00	1	05/25/19 13:00	$2/sample/quarter
Semivols (ECD)				
8082 PCBs - Low Level (2mL FV)	06/07/19 17:00	10	05/23/20 13:00	
Semivols (Scan)				
8270D LL PAH/PHTH/Phenols	06/07/19 17:00	10	06/07/19 13:00	PAHs Only
Wet Chem				
Solids, PSEP 1986	06/07/19 17:00	10	11/20/19 13:00	Enter TS data for DW. (Units=%)
Total Organic Carbon - Soil (9060A)	06/07/19 17:00	10	06/21/19 13:00	Units=%

A9E0838-15 T4-PDI2019-SC30-190524-03-05 [Sediment] Sampled
05/24/19 13:00 (GMT-08:00) Pacific Time (US & Canada) 5 Containers

Analysis	Due	TAT	Expires	Comments
Dry Weight				
Dry Weight	05/30/19 17:00	3	11/20/19 13:00	MS/MSD this sample, **USE SOLIDS DATA** Make Not Repo
Geotechnical				
Grain Size (D422m/PSET)	06/07/19 17:00	10	11/20/19 13:00	
Sample Control				
Archive Samples - Frozen	05/28/20 17:00	1	05/25/19 13:00	$2/sample/quarter
Semivols (ECD)				
8082 PCBs - Low Level (2mL FV)	06/07/19 17:00	10	05/23/20 13:00	MS/MSD this sample
Semivols (Scan)				
8270D LL PAH/PHTH/Phenols	06/07/19 17:00	10	06/07/19 13:00	MS/MSD this sample, PAHs Only
Wet Chem				
Solids, PSEP 1986	06/07/19 17:00	10	11/20/19 13:00	MS/MSD this sample, Enter TS data for DW. (Units=%)
Total Organic Carbon - Soil (9060A)	06/07/19 17:00	10	06/21/19 13:00	MS/MSD this sample, Units=%

A9E0838

Apex Laboratories

Client:	**Anchor QEA, LLC**	**Project Manager:**	**Darwin Thomas**
Project:	**Port of Portland - T4 - PDI**	**Project Number:**	**050332-01.32**

Analysis	Due	TAT	Expires	Comments

Analysis	Due	TAT	Expires	Comments

A9E0838-16 T4-PDI2019-SC30-190524-05-07 [Sediment] Sampled
05/24/19 13:00 (GMT-08:00) Pacific Time (US & Canada) 4 Containers

Analysis	Due	TAT	Expires	Comments
Dry Weight				
Dry Weight	05/30/19 17:00	3	11/20/19 13:00	**USE SOLIDS DATA** Make Not Reportable.
Geotechnical				
Grain Size (D422m/PSET)	06/07/19 17:00	10	11/20/19 13:00	
Sample Control				
Archive Samples - Frozen	05/28/20 17:00	1	05/25/19 13:00	$2/sample/quarter
Semivols (ECD)				
8082 PCBs - Low Level (2mL FV)	06/07/19 17:00	10	05/23/20 13:00	
Semivols (Scan)				
8270D LL PAH/PHTH/Phenols	06/07/19 17:00	10	06/07/19 13:00	PAHs Only
Wet Chem				
Solids, PSEP 1986	06/07/19 17:00	10	11/20/19 13:00	Enter TS data for DW. (Units=%)
Total Organic Carbon - Soil (9060A)	06/07/19 17:00	10	06/21/19 13:00	Units=%

A9E0838-17 T4-PDI2019-SC30-190524-07-09 [Sediment] Sampled HOLD
05/24/19 13:00 (GMT-08:00) Pacific Time (US & Canada) 4 Containers

Analysis	Due	TAT	Expires	Comments
Sample Control				
Archive Samples - Frozen	05/28/20 17:00	1	05/25/19 13:00	$2/sample/quarter
Hold Sample	06/07/19 17:00	10	02/16/22 13:00	

A9E0838-18 T4-PDI2019-SC30-190524-09-11.1 [Sediment] Sampled HOLD
05/24/19 13:00 (GMT-08:00) Pacific Time (US & Canada) 4 Containers

Analysis	Due	TAT	Expires	Comments
Sample Control				
Archive Samples - Frozen	05/28/20 17:00	1	05/25/19 13:00	$2/sample/quarter
Hold Sample	06/07/19 17:00	10	02/16/22 13:00	

A9E0838-19 T4-PDI2019-SC42-190524-01-03 [Sediment] Sampled HOLD
05/24/19 08:51 (GMT-08:00) Pacific Time (US & Canada) 4 Containers

Analysis	Due	TAT	Expires	Comments
Sample Control				
Archive Samples - Frozen	05/28/20 17:00	1	05/25/19 08:51	$2/sample/quarter
Hold Sample	06/07/19 17:00	10	02/16/22 08:51	

A9E0838-20 T4-PDI2019-SC42-190524-03-4.25 [Sediment] Sampled HOLD
05/24/19 08:51 (GMT-08:00) Pacific Time (US & Canada) 4 Containers

Analysis	Due	TAT	Expires	Comments
Sample Control				
Archive Samples - Frozen	05/28/20 17:00	1	05/25/19 08:51	$2/sample/quarter
Hold Sample	06/07/19 17:00	10	02/16/22 08:51	

Reviewed By

Date

A9E0838

Apex Laboratories

Client:	**Anchor QEA, LLC**	**Project Manager:**	**Darwin Thomas**
Project:	**Port of Portland - T4 - PDI**	**Project Number:**	**050332-01.32**

Reviewed By

Date

ANCHOR QEA
1201 3rd Avenue, Suite 2600, Seattle, WA 98101

ENVIRONMENTAL SAMPLE CHAIN OF CUSTODY

A9E0838

COC ID: APEX-20190524-153937

POC: * Cindy Fields ((206)-903-3394)
1201 3rd Avenue, Suite 2600, Seattle, WA 98101

Project: Port of Portland T4 PDI
Client: The Port of Portland

Sample Custodian: CO
Lab: Apex Laboratories, Tigard, OR

COC Sample Number	Field Sample ID	Sample Type	Matrix	Collected Date	Collected Time	Containers #	Lab QC*	Test Request	Method	TAT**	Preservative
001	FD-201905241445	FD	SE	05/24/2019		1	☐				
								Aroclor PCBs	SW8082A	30	0 – 6 °C
								PAHs	SW8270DSIM	30	0 – 6 °C
								Percent solids - APEX	SM2540G	30	0 – 6 °C
								TOC	SW9060A	30	0 – 6 °C
002	T4-PDI2019-SC27-190524-01-03	N	SE	05/24/2019	14:45	5	☒				
								Archive	NA	-1	-18°C
								Aroclor PCBs	SW8082A	30	0 – 6 °C
								Grain Size	D 422M/PSET	30	Ambient
								PAHs	SW8270DSIM	30	0 – 6 °C
								Percent solids - APEX	SM2540G	30	0 – 6 °C
								TOC	SW9060A	30	0 – 6 °C
003	T4-PDI2019-SC27-190524-03-05	N	SE	05/24/2019	14:45	4	☐				
								Archive	NA	-1	-18°C
								Aroclor PCBs	SW8082A	30	0 – 6 °C
								Grain Size	D 422M/PSET	30	Ambient
								PAHs	SW8270DSIM	30	0 – 6 °C
								Percent solids - APEX	SM2540G	30	0 – 6 °C
								TOC	SW9060A	30	0 – 6 °C
004	T4-PDI2019-SC27-190524-05-07	N	SE	05/24/2019	14:45	4	☐				
								Archive	NA	-1	-18°C
								Aroclor PCBs	SW8082A	30	0 – 6 °C
								Grain Size	D 422M/PSET	30	Ambient
								PAHs	SW8270DSIM	30	0 – 6 °C

Comment:

Relinquished By:	Received By:	Relinquished By:	Received By:	Relinquished By:	Received By:
Signature: [signature]	Signature: [signature]	Signature:	Signature:	Signature:	Signature:
Print Name: Casey Janisch	Print Name: Charles Hoffar	Print Name:	Print Name:	Print Name:	Print Name:
Company: Anchor QEA	Company: Apex Labs	Company:	Company:	Company:	Company:
Date/Time: 05/24/19 1600	Date/Time: 5/24/19 1641	Date/Time:	Date/Time:	Date/Time:	Date/Time:

Date Printed: 5/24/2019

* Lab QC Requested for sample when box is checked ** TAT = Turn Around Time in DAYS # POC = Project Point of Contact

ANCHOR QEA
1201 3rd Avenue, Suite 2600, Seattle, WA 98101

ENVIRONMENTAL SAMPLE CHAIN OF CUSTODY

A9E0838

COC ID: APEX-20190524-153937

POC: # Cindy Fields ((206)-903-3394)
1201 3rd Avenue, Suite 2600, Seattle, WA 98101

Project: Port of Portland T4 PDI
Client: The Port of Portland

Sample Custodian: CO
Lab: Apex Laboratories, Tigard, OR

COC Sample Number	Field Sample ID	Sample Type	Matrix	Collected Date	Collected Time	Containers #	Lab QC*	Test Request	Method	TAT**	Preservative
004	T4-PDI2019-SC27-190524-05-07	N	SE	05/24/2019	14:45	4	☐				
								Percent solids - APEX	SM2540G	30	0 - 6 °C
								TOC	SW9060A	30	0 - 6 °C
005	T4-PDI2019-SC27-190524-07-09	N	SE	05/24/2019	14:45	4	☐				
								Archive	NA	-1	-18°C
								Archive(GS)	NA	-1	
006	T4-PDI2019-SC27-190524-09-11	N	SE	05/24/2019	14:45	4	☐				
								Archive	NA	-1	-18°C
								Archive(GS)	NA	-1	
007	T4-PDI2019-SC27-190524-11-12.9	N	SE	05/24/2019	14:45	4	☐				
								Archive	NA	-1	-18°C
								Archive(GS)	NA	-1	
008	T4-PDI2019-SC28-190524-01-03	N	SE	05/24/2019	10:01	4	☐				
								Archive	NA	-1	-18°C
								Archive(GS)	NA	-1	
009	T4-PDI2019-SC28-190524-03-05	N	SE	05/24/2019	10:01	4	☐				
								Archive	NA	-1	-18°C
								Archive(GS)	NA	-1	
010	T4-PDI2019-SC28-190524-05-07	N	SE	05/24/2019	10:01	4	☐				
								Archive	NA	-1	-18°C
								Archive(GS)	NA	-1	
011	T4-PDI2019-SC28-190524-07-09	N	SE	05/24/2019	10:01	3	☐				

Comment:

Relinquished By:	Received By:	Relinquished By:	Received By:	Relinquished By:	Received By:
Signature:	Signature:	Signature	Signature	Signature	Signature
Print Name: Casey Jonisch	Print Name: Chris Hostetter	Print Name	Print Name	Print Name	Print Name
Company: Anchor QEA	Company: Apex Labs	Company	Company	Company	Company
Date/Time: 05/24/19 1600	Date/Time: 5/24/19 1601	Date/Time	Date/Time	Date/Time	Date/Time

Date Printed: 5/24/2019

* Lab QC Requested for sample when box is checked ** TAT = Turn Around Time in DAYS # POC = Project Point of Contact

ANCHOR QEA
1201 3rd Avenue, Suite 2600, Seattle, WA 98101

ENVIRONMENTAL SAMPLE CHAIN OF CUSTODY

A9E0838

COC ID: APEX-20190524-153937

POC: # Cindy Fields ((206)-903-3394)
1201 3rd Avenue, Suite 2600, Seattle, WA 98101

Project: Port of Portland T4 PDI
Client: The Port of Portland

Sample Custodian: CO
Lab: Apex Laboratories, Tigard, OR

COC Sample Number	Field Sample ID	Sample Type	Matrix	Collected Date	Collected Time	Containers #	Lab QC*	Test Request	Method	TAT**	Preservative
011	T4-PDI2019-SC28-190524-07-09	N	SE	05/24/2019	10:01	3	☐				
								Archive	NA	-1	-18°C
								Archive(GS)	NA	-1	
012	T4-PDI2019-SC28-190524-09-10.1	N	SE	05/24/2019	10:01	3	☐				
								Archive	NA	-1	-18°C
								Archive(GS)	NA	-1	
013	FD-201905241300	FD	SE	05/24/2019		1	☐				
								Aroclor PCBs	SW8082A	30	0 – 6 °C
								PAHs	SW8270DSIM	30	0 – 6 °C
								Percent solids - APEX	SM2540G	30	0 – 6 °C
								TOC	SW9060A	30	0 – 6 °C
014	T4-PDI2019-SC30-190524-01-03	N	SE	05/24/2019	13:00	4	☐				
								Archive	NA	-1	-18°C
								Aroclor PCBs	SW8082A	30	0 – 6 °C
								Grain Size	D 422M/PSET	30	Ambient
								PAHs	SW8270DSIM	30	0 – 6 °C
								Percent solids - APEX	SM2540G	30	0 – 6 °C
								TOC	SW9060A	30	0 – 6 °C
015	T4-PDI2019-SC30-190524-03-05	N	SE	05/24/2019	13:00	5	X				
								Archive	NA	-1	-18°C
								Aroclor PCBs	SW8082A	30	0 – 6 °C
								Grain Size	D 422M/PSET	30	Ambient
								PAHs	SW8270DSIM	30	0 – 6 °C

Comment:

Relinquished By:	Received By:	Relinquished By:	Received By:	Relinquished By:	Received By:
Signature: [signature]	Signature: [signature]	Signature:	Signature:	Signature:	Signature:
Print Name: Casey Janisch	Print Name: Charles Hafer	Print Name:	Print Name:	Print Name:	Print Name:
Company: Anchor QEA	Company: Apex Labs	Company:	Company:	Company:	Company:
Date/Time: 05/24/19 1600	Date/Time: 5/24/19 1600	Date/Time:	Date/Time:	Date/Time:	Date/Time:

Date Printed: 5/24/2019

* Lab QC Requested for sample when box is checked ** TAT = Turn Around Time in DAYS # POC = Project Point of Contact

ANCHOR QEA
1201 3rd Avenue, Suite 2600, Seattle, WA 98101

ENVIRONMENTAL SAMPLE CHAIN OF CUSTODY

A9E0838

COC ID: APEX-20190524-153937

POC: # Cindy Fields ((206)-903-3394)
1201 3rd Avenue, Suite 2600, Seattle, WA 98101

Project: Port of Portland T4 PDI
Client: The Port of Portland

Sample Custodian: CO
Lab: Apex Laboratories, Tigard, OR

COC Sample Number	Field Sample ID	Sample Type	Matrix	Collected Date	Collected Time	Containers #	Lab QC*	Test Request	Method	TAT**	Preservative
015	T4-PDI2019-SC30-190524-03-05	N	SE	05/24/2019	13:00	5	X				
								Percent solids - APEX	SM2540G	30	0 – 6 °C
								TOC	SW9060A	30	0 – 6 °C
016	T4-PDI2019-SC30-190524-05-07	N	SE	05/24/2019	13:00	4					
								Archive	NA	-1	-18°C
								Aroclor PCBs	SW8082A	30	0 – 6 °C
								Grain Size	D 422M/PSET	30	Ambient
								PAHs	SW8270DSIM	30	0 – 6 °C
								Percent solids - APEX	SM2540G	30	0 – 6 °C
								TOC	SW9060A	30	0 – 6 °C
017	T4-PDI2019-SC30-190524-07-09	N	SE	05/24/2019	13:00	4					
								Archive	NA	-1	-18°C
								Archive(GS)	NA	-1	
018	T4-PDI2019-SC30-190524-09-11.1	N	SE	05/24/2019	13:00	4					
								Archive	NA	-1	-18°C
								Archive(GS)	NA	-1	
019	T4-PDI2019-SC42-190524-01-03	N	SE	05/24/2019	8:51	4					
								Archive	NA	-1	-18°C
								Archive(GS)	NA	-1	
020	T4-PDI2019-SC42-190524-03-4.25	N	SE	05/24/2019	8:51	4					
								Archive	NA	-1	-18°C
								Archive(GS)	NA	-1	

Comment:

Relinquished By:	Received By:	Relinquished By:	Received By:	Relinquished By:	Received By:
Signature:	Signature:	Signature:	Signature:	Signature:	Signature:
Print Name: Casey Janisch	Print Name: Charles Hoffman	Print Name:	Print Name:	Print Name:	Print Name:
Company: Anchor QEA	Company: Apex Labs	Company:	Company:	Company:	Company:
Date/Time: 05/24/19 1600	Date/Time: 5/24/19 1641	Date/Time:	Date/Time:	Date/Time:	Date/Time:

* Lab QC Requested for sample when box is checked ** TAT = Turn Around Time in DAYS # POC = Project Point of Contact

Date Printed: 5/24/2019

APEX LABS COOLER RECEIPT FORM

Client: Anchor Element WO#: A9 E0838

Project/Project #: Port of Portland T4 PDI

Delivery Info:

Date/time received: 5/24/19 @ 1641 By: CFH

Delivered by: Apex X Client ___ ESS ___ FedEx ___ UPS ___ Swift ___ Senvoy ___ SDS ___ Other ___

Cooler Inspection Date/time inspected: 5/24/19 @ 1804 By: CFA

Chain of Custody included? Yes X No ___ Custody seals? Yes X No ~~X~~ CFH 5/24/19

Signed/dated by client? Yes X No ___

Signed/dated by Apex? Yes X No ___

	Cooler #1	Cooler #2	Cooler #3	Cooler #4	Cooler #5	Cooler #6	Cooler #7
Temperature (°C)	2.8	2.8	5.8	1.3	3.4	2.3	
Received on ice? (Y/N)	Y	Y	Y	Y	Y	Y	
Temp. blanks? (Y/N)	N	N	N	N	N	N	
Ice type: (Gel/Real/Other)	Real	Real	Real	Real	Real	Real	
Condition:	good	good	good	good	good	good	

Cooler out of temp? (Y/N) Possible reason why: ___

If some coolers are in temp and some out, were green dots applied to out of temperature samples? Yes/No (NA)

Out of temperature samples form initiated? Yes/No (NA)

Samples Inspection: Date/time inspected: 5/28/19 @ 1030 By: CB

All samples intact? Yes X No ___ Comments: ___

Bottle labels/COCs agree? Yes X No ___ Comments: FD-20190524144S + FD 20190524300 no time on COC (Both Field Duplicates)

COC/container discrepancies form initiated? Yes ___ No ___ NA X

Containers/volumes received appropriate for analysis? Yes X No ___ Comments: ___

Do VOA vials have visible headspace? Yes ___ No ___ NA X

Comments ___

Water samples: pH checked: Yes ___ No ___ NA X pH appropriate? Yes ___ No ___ NA X

Comments: ___

Additional information: ___

Labeled by: CB Witness: VB Cooler Inspected by: CB See Project Contact Form: Y

APEX LABORATORIES, LLC
12232 SW Garden Place Tigard OR 97223
phone 503-718-2323
fax 503-718-0333

CLP-Like Forms

Apex Laboratories

SDG: A9E0838

CLASS: GC

METHOD: EPA 8082A

ANALYSES DATA PACKAGE COVER PAGE

EPA 8082A

Laboratory: Apex Laboratories
SDG: A9E0838
Client: Anchor QEA, LLC
Project: Port of Portland - T4 - PDI

Client Sample Id:	Lab Sample Id:	Matrix
FD-201905241445	A9E0838-01	Sediment
T4-PDI2019-SC27-190524-01-03	A9E0838-02	Sediment
T4-PDI2019-SC27-190524-03-05	A9E0838-03	Sediment
T4-PDI2019-SC27-190524-05-07	A9E0838-04	Sediment
FD-201905241300	A9E0838-13	Sediment
T4-PDI2019-SC30-190524-01-03	A9E0838-14	Sediment
T4-PDI2019-SC30-190524-03-05	A9E0838-15	Sediment
T4-PDI2019-SC30-190524-05-07	A9E0838-16	Sediment

I certify that this data package is in compliance with the terms and conditions of the contract, both technically and for completeness, for other than the conditions detailed above. Release of the data contained in this hardcopy data package and in computer-readable data submitted on diskette has been autorized by the Laboratory Manager or the Manager's designee, as verified by the following signatures.

Signature: 
Name: David G. Jack

Forms Created: 6/27/2019 2:30PM
Title: Technical Manager

METHOD DETECTION AND REPORTING LIMITS

EPA 8082A

Laboratory: Apex Laboratories **SDG:** A9E0838

Client: Anchor QEA, LLC **Project:** Port of Portland - T4 - PDI

Batch Matrix: Sediment

Analyte	MDL	MRL	Units
Aroclor 1016	2.00	4.00	ug/kg
Aroclor 1221	2.00	4.00	ug/kg
Aroclor 1232	2.00	4.00	ug/kg
Aroclor 1242	2.00	4.00	ug/kg
Aroclor 1248	2.00	4.00	ug/kg
Aroclor 1254	2.00	4.00	ug/kg
Aroclor 1260	2.00	4.00	ug/kg

Note: MDLs are listed only if the corresponding analyte was evalutated to the MDL in this report .

ORGANIC ANALYSIS DATA SHEET

EPA 8082A

FD-201905241445

Laboratory:	Apex Laboratories			SDG:	A9E0838
Client:	Anchor QEA, LLC			Project:	Port of Portland - T4 - PDI
Matrix:	Sediment	Laboratory ID:	A9E0838-01RE1	File ID:	ECD6F004.D
Sampled:	05/24/19 00:00	Prepared:	06/04/19 09:49	Analyzed:	06/06/19 08:12
Solids:	57.52	Preparation:	EPA 3546	Initial/Final:	10.01 g / 2 mL
Batch:	9060524	Sequence:	9F06006	Calibration:	A9E2804 Instrument: DUALECD6F

CAS NO.	COMPOUND	DILUTION	CONC. (ug/kg dry)	Q
12674-11-2	Aroclor 1016	1	3.47	U
11104-28-2	Aroclor 1221	1	3.47	U
11141-16-5	Aroclor 1232	1	3.47	U
53469-21-9	Aroclor 1242	1	9.32	
12672-29-6	Aroclor 1248	1	3.47	U
11097-69-1	Aroclor 1254	1	32.5	
11096-82-5	Aroclor 1260	1	24.4	

SYSTEM MONITORING COMPOUND	ADDED (ug/kg dry)	CONC (ug/kg dry)	% REC	QC LIMITS	Q
Decachlorobiphenyl (Surr)	86.8	80.8	93	60 - 125	

* Values outside of QC limits

ORGANIC ANALYSIS DATA SHEET

EPA 8082A

T4-PDI2019-SC27-190524-01-03

Laboratory:	Apex Laboratories			SDG:	A9E0838
Client:	Anchor QEA, LLC			Project:	Port of Portland - T4 - PDI
Matrix:	Sediment	Laboratory ID:	A9E0838-02RE1	File ID:	ECD6F006.D
Sampled:	05/24/19 14:45	Prepared:	06/04/19 09:49	Analyzed:	06/06/19 08:48
Solids:	51.80	Preparation:	EPA 3546	Initial/Final:	10.16 g / 2 mL
Batch:	9060524	Sequence:	9F06006	Calibration:	A9E2804
Instrument:	DUALECD6F				

CAS NO.	COMPOUND	DILUTION	CONC. (ug/kg dry)	Q
12674-11-2	Aroclor 1016	1	3.80	U
11104-28-2	Aroclor 1221	1	3.80	U
11141-16-5	Aroclor 1232	1	7.60	U
53469-21-9	Aroclor 1242	1	3.80	U
12672-29-6	Aroclor 1248	1	3.80	U
11097-69-1	Aroclor 1254	1	5.65	J
11096-82-5	Aroclor 1260	1	6.05	J

SYSTEM MONITORING COMPOUND	ADDED (ug/kg dry)	CONC (ug/kg dry)	% REC	QC LIMITS	Q
Decachlorobiphenyl (Surr)	95.0	60.7	64	60 - 125	

* Values outside of QC limits

ORGANIC ANALYSIS DATA SHEET

EPA 8082A

T4-PDI2019-SC27-190524-03-05

Laboratory:	Apex Laboratories		SDG:	A9E0838	
Client:	Anchor QEA, LLC		Project:	Port of Portland - T4 - PDI	
Matrix:	Sediment	Laboratory ID:	A9E0838-03RE1	File ID:	ECD6F012.D
Sampled:	05/24/19 14:45	Prepared:	06/04/19 09:49	Analyzed:	06/06/19 10:36
Solids:	51.68	Preparation:	EPA 3546	Initial/Final:	10.13 g / 2 mL
Batch:	9060524	Sequence:	9F06006	Calibration:	A9E2804
Instrument:	DUALECD6F				

CAS NO.	COMPOUND	DILUTION	CONC. (ug/kg dry)	Q
12674-11-2	Aroclor 1016	1	3.82	U
11104-28-2	Aroclor 1221	1	3.82	U
11141-16-5	Aroclor 1232	1	7.64	U
53469-21-9	Aroclor 1242	1	3.82	U
12672-29-6	Aroclor 1248	1	3.82	U
11097-69-1	Aroclor 1254	1	9.33	
11096-82-5	Aroclor 1260	1	5.60	J

SYSTEM MONITORING COMPOUND	ADDED (ug/kg dry)	CONC (ug/kg dry)	% REC	QC LIMITS	Q
Decachlorobiphenyl (Surr)	95.5	87.7	92	60 - 125	

* Values outside of QC limits

ORGANIC ANALYSIS DATA SHEET

EPA 8082A

T4-PDI2019-SC27-190524-05-07

Laboratory:	Apex Laboratories		SDG:	A9E0838	
Client:	Anchor QEA, LLC		Project:	Port of Portland - T4 - PDI	
Matrix:	Sediment	Laboratory ID:	A9E0838-04RE1	File ID:	ECD6F014.D
Sampled:	05/24/19 14:45	Prepared:	06/04/19 09:49	Analyzed:	06/06/19 11:12
Solids:	56.06	Preparation:	EPA 3546	Initial/Final:	10.02 g / 2 mL
Batch:	9060524	Sequence:	9F06006	Calibration:	A9E2804
Instrument:	DUALECD6F				

CAS NO.	COMPOUND	DILUTION	CONC. (ug/kg dry)	Q
12674-11-2	Aroclor 1016	1	3.56	U
11104-28-2	Aroclor 1221	1	3.56	U
11141-16-5	Aroclor 1232	1	3.56	U
53469-21-9	Aroclor 1242	1	7.69	
12672-29-6	Aroclor 1248	1	3.56	U
11097-69-1	Aroclor 1254	1	26.7	
11096-82-5	Aroclor 1260	1	19.3	

SYSTEM MONITORING COMPOUND	ADDED (ug/kg dry)	CONC (ug/kg dry)	% REC	QC LIMITS	Q
Decachlorobiphenyl (Surr)	89.0	83.1	93	60 - 125	

* Values outside of QC limits

ORGANIC ANALYSIS DATA SHEET

EPA 8082A

FD-201905241300

Laboratory:	Apex Laboratories			SDG:	A9E0838
Client:	Anchor QEA, LLC			Project:	Port of Portland - T4 - PDI
Matrix:	Sediment	Laboratory ID:	A9E0838-13RE1	File ID:	ECD6F016.D
Sampled:	05/24/19 00:00	Prepared:	06/04/19 09:49	Analyzed:	06/06/19 11:48
Solids:	52.59	Preparation:	EPA 3546	Initial/Final:	10.02 g / 2 mL
Batch:	9060524	Sequence:	9F06006	Calibration:	A9E2804 Instrument: DUALECD6F

CAS NO.	COMPOUND	DILUTION	CONC. (ug/kg dry)	Q
12674-11-2	Aroclor 1016	1	3.80	U
11104-28-2	Aroclor 1221	1	3.80	U
11141-16-5	Aroclor 1232	1	11.0	U
53469-21-9	Aroclor 1242	1	3.80	U
12672-29-6	Aroclor 1248	1	3.80	U
11097-69-1	Aroclor 1254	1	7.61	
11096-82-5	Aroclor 1260	1	6.75	J

SYSTEM MONITORING COMPOUND	ADDED (ug/kg dry)	CONC (ug/kg dry)	% REC	QC LIMITS	Q
Decachlorobiphenyl (Surr)	94.9	77.9	82	60 - 125	

* Values outside of QC limits

ORGANIC ANALYSIS DATA SHEET

EPA 8082A

T4-PDI2019-SC30-190524-01-03

Laboratory:	Apex Laboratories		SDG:	A9E0838	
Client:	Anchor QEA, LLC		Project:	Port of Portland - T4 - PDI	
Matrix:	Sediment	Laboratory ID:	A9E0838-14RE1	File ID:	ECD6F018.D
Sampled:	05/24/19 13:00	Prepared:	06/04/19 09:49	Analyzed:	06/06/19 12:24
Solids:	55.26	Preparation:	EPA 3546	Initial/Final:	10.08 g / 2 mL
Batch:	9060524	Sequence:	9F06006	Calibration:	A9E2804
Instrument:	DUALECD6F				

CAS NO.	COMPOUND	DILUTION	CONC. (ug/kg dry)	Q
12674-11-2	Aroclor 1016	1	3.59	U
11104-28-2	Aroclor 1221	1	3.59	U
11141-16-5	Aroclor 1232	1	9.87	U
53469-21-9	Aroclor 1242	1	3.59	U
12672-29-6	Aroclor 1248	1	3.59	U
11097-69-1	Aroclor 1254	1	7.38	
11096-82-5	Aroclor 1260	1	5.65	J

SYSTEM MONITORING COMPOUND	ADDED (ug/kg dry)	CONC (ug/kg dry)	% REC	QC LIMITS	Q
Decachlorobiphenyl (Surr)	89.8	82.0	91	60 - 125	

* Values outside of QC limits

ORGANIC ANALYSIS DATA SHEET

EPA 8082A

T4-PDI2019-SC30-190524-03-05

Laboratory:	Apex Laboratories		SDG:	A9E0838	
Client:	Anchor QEA, LLC		Project:	Port of Portland - T4 - PDI	
Matrix:	Sediment	Laboratory ID:	A9E0838-15RE1	File ID:	ECD6R004.D
Sampled:	05/24/19 13:00	Prepared:	06/04/19 09:49	Analyzed:	06/06/19 08:12
Solids:	59.15	Preparation:	EPA 3546	Initial/Final:	10.1 g / 2 mL
Batch:	9060524	Sequence:	9F06007	Calibration:	A9E2802
Instrument:	DUALECD6R				

CAS NO.	COMPOUND	DILUTION	CONC. (ug/kg dry)	Q
12674-11-2	Aroclor 1016	1	3.35	U
11104-28-2	Aroclor 1221	1	3.35	U
11141-16-5	Aroclor 1232	1	3.35	U
53469-21-9	Aroclor 1242	1	5.07	J
12672-29-6	Aroclor 1248	1	3.35	U
11097-69-1	Aroclor 1254	1	21.0	
11096-82-5	Aroclor 1260	1	13.3	

SYSTEM MONITORING COMPOUND	ADDED (ug/kg dry)	CONC (ug/kg dry)	% REC	QC LIMITS	Q
Decachlorobiphenyl (Surr)	83.7	63.7	76	60 - 125	

* Values outside of QC limits

ORGANIC ANALYSIS DATA SHEET

EPA 8082A

T4-PDI2019-SC30-190524-05-07

Laboratory:	Apex Laboratories		SDG:	A9E0838	
Client:	Anchor QEA, LLC		Project:	Port of Portland - T4 - PDI	
Matrix:	Sediment	Laboratory ID:	A9E0838-16RE1	File ID:	ECD6R010.D
Sampled:	05/24/19 13:00	Prepared:	06/04/19 09:49	Analyzed:	06/06/19 10:00
Solids:	66.68	Preparation:	EPA 3546	Initial/Final:	10.05 g / 2 mL
Batch:	9060524	Sequence:	9F06007	Calibration:	A9E2802
Instrument:	DUALECD6R				

CAS NO.	COMPOUND	DILUTION	CONC. (ug/kg dry)	Q
12674-11-2	Aroclor 1016	1	2.98	U
11104-28-2	Aroclor 1221	1	2.98	U
11141-16-5	Aroclor 1232	1	5.97	U
53469-21-9	Aroclor 1242	1	2.98	U
12672-29-6	Aroclor 1248	1	2.98	U
11097-69-1	Aroclor 1254	1	7.05	
11096-82-5	Aroclor 1260	1	5.73	J

SYSTEM MONITORING COMPOUND	ADDED (ug/kg dry)	CONC (ug/kg dry)	% REC	QC LIMITS	Q
Decachlorobiphenyl (Surr)	74.6	64.2	86	60 - 125	

* Values outside of QC limits

PREPARATION BATCH SUMMARY

EPA 8082A

Laboratory: Apex Laboratories SDG: A9E0838

Client: Anchor QEA, LLC Project: Port of Portland - T4 - PDI

Batch: 9060524 Batch Matrix: Sediment Preparation: EPA 3546

SAMPLE NAME	LAB SAMPLE ID	LAB FILE ID	DATE PREPARED	OBSERVATIONS
Blank	9060524-BLK1	ECD2F005.D	06/04/19 09:49	
LCS	9060524-BS1	ECD2F006.D	06/04/19 09:49	
T4-PDI2019-SC27-190524-01-03 (M	9060524-MS2	ECD6F008.D	06/04/19 09:49	
T4-PDI2019-SC30-190524-03-05 (M	9060524-MS3	ECD6R006.D	06/04/19 09:49	
T4-PDI2019-SC27-190524-01-03 (M	9060524-MSD2	ECD6F010.D	06/04/19 09:49	
T4-PDI2019-SC30-190524-03-05 (M	9060524-MSD3	ECD6R008.D	06/04/19 09:49	
FD-201905241445	A9E0838-01RE1	ECD6F004.D	06/04/19 09:49	
T4-PDI2019-SC27-190524-01-03	A9E0838-02RE1	ECD6F006.D	06/04/19 09:49	
T4-PDI2019-SC27-190524-03-05	A9E0838-03RE1	ECD6F012.D	06/04/19 09:49	
T4-PDI2019-SC27-190524-05-07	A9E0838-04RE1	ECD6F014.D	06/04/19 09:49	
FD-201905241300	A9E0838-13RE1	ECD6F016.D	06/04/19 09:49	
T4-PDI2019-SC30-190524-01-03	A9E0838-14RE1	ECD6F018.D	06/04/19 09:49	
T4-PDI2019-SC30-190524-03-05	A9E0838-15RE1	ECD6R004.D	06/04/19 09:49	
T4-PDI2019-SC30-190524-05-07	A9E0838-16RE1	ECD6R010.D	06/04/19 09:49	

Note: Client samples are listed only if they are included in this report.
Duplicates and Matrix Spike/Duplicates QC Samples are only listed if sourced from a sample included in this report.

METHOD BLANK DATA SHEET

EPA 8082A

Laboratory:	Apex Laboratories			SDG:	A9E0838
Client:	Anchor QEA, LLC			Project:	Port of Portland - T4 - PDI
Matrix:	Sediment	Laboratory ID:	9060524-BLK1	File ID:	ECD2F005.D
Prepared:	06/04/19 09:49	Preparation:	EPA 3546	Initial/Final:	11 g / 2 mL
Analyzed:	06/05/19 08:42	Instrument:	DUALECD2F		
Batch:	9060524	Sequence:	9F05018	Calibration:	A9A3104

CAS NO.	COMPOUND	CONC. (ug/kg wet)	Q
12674-11-2	Aroclor 1016	1.82	U
11104-28-2	Aroclor 1221	1.82	U
11141-16-5	Aroclor 1232	1.82	U
53469-21-9	Aroclor 1242	1.82	U
12672-29-6	Aroclor 1248	1.82	U
11097-69-1	Aroclor 1254	1.82	U
11096-82-5	Aroclor 1260	1.82	U

SYSTEM MONITORING COMPOUND	ADDED (ug/kg wet)	CONC (ug/kg wet)	% REC	QC LIMITS	Q
Decachlorobiphenyl (Surr)	45.5	41.9	92	60 - 125	

LCS / LCS DUPLICATE RECOVERY

EPA 8082A

Laboratory:	Apex Laboratories	SDG:	A9E0838
Client:	Anchor QEA, LLC	Project:	Port of Portland - T4 - PDI
Matrix:	Sediment		
Batch:	9060524	Laboratory ID:	9060524-BS1
Preparation:	EPA 3546	Initial/Final:	10 g / 2 mL

COMPOUND	SPIKE ADDED (ug/kg wet)	LCS CONCENTRATION (ug/kg wet)	LCS % REC. (*=Out)	QC LIMITS REC.
Aroclor 1016	250	140	56	47 - 134
Aroclor 1260	250	175	70	53 - 140

* = Values outside of QC limits

MATRIX SPIKE / MATRIX SPIKE DUPLICATE RECOVERY

EPA 8082A

T4-PDI2019-SC27-190524-01-03

Laboratory:	Apex Laboratories	SDG:	A9E0838
Client:	Anchor QEA, LLC	Project:	Port of Portland - T4 - PDI
Matrix:	Sediment		
Batch:	9060524	Laboratory ID:	9060524-MS2
Preparation:	EPA 3546	Initial/Final:	10.14 g / 2 mL

Source Sample Name: T4-PDI2019-SC27-190524-01-03

COMPOUND	SPIKE ADDED (ug/kg dry)	SAMPLE CONCENTRATION (ug/kg dry)	MS CONCENTRATION (ug/kg dry)	MS % REC. (*=Out)	QC LIMITS REC.
Aroclor 1016	476	ND	327	69	47 - 134
Aroclor 1260	476	6.05	370	77	53 - 140

MATRIX SPIKE / MATRIX SPIKE DUPLICATE RECOVERY

EPA 8082A

T4-PDI2019-SC27-190524-01-03

Laboratory:	Apex Laboratories	SDG:	A9E0838
Client:	Anchor QEA, LLC	Project:	Port of Portland - T4 - PDI
Matrix:	Sediment		
Batch:	9060524	Laboratory ID:	9060524-MSD2
Preparation:	EPA 3546	Initial/Final:	10.2 g / 2 mL

Source Sample Name: T4-PDI2019-SC27-190524-01-03

COMPOUND	SPIKE ADDED (ug/kg dry)	MSD CONCENTRATION (ug/kg dry)	MSD % RECOVERY	% RPD	QC LIMITS RPD	QC LIMITS REC.
Aroclor 1016	473	317	67	3	30	47 - 134
Aroclor 1260	473	360	75	3	30	53 - 140

MATRIX SPIKE / MATRIX SPIKE DUPLICATE RECOVERY

EPA 8082A

T4-PDI2019-SC30-190524-03-05

Laboratory:	Apex Laboratories	SDG:	A9E0838
Client:	Anchor QEA, LLC	Project:	Port of Portland - T4 - PDI
Matrix:	Sediment		
Batch:	9060524	Laboratory ID:	9060524-MS3
Preparation:	EPA 3546	Initial/Final:	10.11 g / 2 mL

Source Sample Name: T4-PDI2019-SC30-190524-03-05

COMPOUND	SPIKE ADDED (ug/kg dry)	SAMPLE CONCENTRATION (ug/kg dry)	MS CONCENTRATION (ug/kg dry)	MS % REC. (*=Out)	QC LIMITS REC.
Aroclor 1016	418	ND	291	70	47 - 134
Aroclor 1260	418	13.3	327	75	53 - 140

MATRIX SPIKE / MATRIX SPIKE DUPLICATE RECOVERY

EPA 8082A

T4-PDI2019-SC30-190524-03-05

Laboratory:	Apex Laboratories	SDG:	A9E0838
Client:	Anchor QEA, LLC	Project:	Port of Portland - T4 - PDI
Matrix:	Sediment		
Batch:	9060524	Laboratory ID:	9060524-MSD3
Preparation:	EPA 3546	Initial/Final:	10.1 g / 2 mL

Source Sample Name: T4-PDI2019-SC30-190524-03-05

COMPOUND	SPIKE ADDED (ug/kg dry)	MSD CONCENTRATION (ug/kg dry)	MSD % RECOVERY	% RPD	QC LIMITS RPD	QC LIMITS REC.
Aroclor 1016	418	298	71	2	30	47 - 134
Aroclor 1260	418	337	77	3	30	53 - 140

ANALYSIS BATCH (SEQUENCE) SUMMARY

EPA 8082A

Laboratory:	Apex Laboratories	SDG:	A9E0838
Client:	Anchor QEA, LLC	Project:	Port of Portland - T4 - PDI
Sequence:	9A30022	Instrument:	DUALECD2F
Matrix:	Sediment	Calibration:	A9A3104

Sample Name	Lab Sample ID	Lab File ID	Analysis Date/Time
Initial Cal Blank	9A30022-ICB1	ECD2F005.D	01/30/19 09:21
Cal Standard	9A30022-CAL1	ECD2F006.D	01/30/19 09:39
Cal Standard	9A30022-CAL2	ECD2F007.D	01/30/19 09:57
Cal Standard	9A30022-CAL3	ECD2F008.D	01/30/19 10:15
Cal Standard	9A30022-CAL4	ECD2F009.D	01/30/19 10:33
Cal Standard	9A30022-CAL5	ECD2F010.D	01/30/19 10:51
Cal Standard	9A30022-CAL6	ECD2F011.D	01/30/19 11:09
Cal Standard	9A30022-CAL7	ECD2F012.D	01/30/19 11:27
Initial Cal Check	9A30022-ICV1	ECD2F013.D	01/30/19 11:45
Cal Standard	9A30022-CAL8	ECD2F014.D	01/30/19 12:03
Cal Standard	9A30022-CAL9	ECD2F017.D	01/30/19 12:43
Cal Standard	9A30022-CALA	ECD2F018.D	01/30/19 13:01
Cal Standard	9A30022-CALB	ECD2F019.D	01/30/19 13:19
Cal Standard	9A30022-CALC	ECD2F020.D	01/30/19 13:37
Cal Standard	9A30022-CALD	ECD2F021.D	01/30/19 13:55
Cal Standard	9A30022-CALE	ECD2F022.D	01/30/19 14:13
Initial Cal Check	9A30022-ICV2	ECD2F023.D	01/30/19 14:31
Initial Cal Check	9A30022-ICV3	ECD2F024.D	01/30/19 14:49
Initial Cal Check	9A30022-ICV4	ECD2F025.D	01/30/19 15:07
Initial Cal Check	9A30022-ICV5	ECD2F026.D	01/30/19 15:25

Note: Client samples are listed only if they are included in this report.
Duplicates and Matrix Spike/Duplicates QC Samples are only listed if sourced from a sample included in this report.

ANALYSIS BATCH (SEQUENCE) SUMMARY

EPA 8082A

Laboratory:	Apex Laboratories	SDG:	A9E0838
Client:	Anchor QEA, LLC	Project:	Port of Portland - T4 - PDI
Sequence:	9E24041	Instrument:	DUALECD6F
Matrix:	Sediment	Calibration:	A9E2804

Sample Name	Lab Sample ID	Lab File ID	Analysis Date/Time
Initial Cal Blank	9E24041-ICB1	ECD6F001.D	05/24/19 15:45
Cal Standard	9E24041-CAL1	ECD6F002.D	05/24/19 16:03
Cal Standard	9E24041-CAL2	ECD6F003.D	05/24/19 16:20
Cal Standard	9E24041-CAL3	ECD6F004.D	05/24/19 16:38
Cal Standard	9E24041-CAL4	ECD6F005.D	05/24/19 16:57
Cal Standard	9E24041-CAL5	ECD6F006.D	05/24/19 17:14
Cal Standard	9E24041-CAL6	ECD6F007.D	05/24/19 17:32
Cal Standard	9E24041-CAL7	ECD6F008.D	05/24/19 17:50
Initial Cal Check	9E24041-ICV1	ECD6F010.D	05/24/19 18:26
Cal Standard	9E24041-CAL8	ECD6F011.D	05/24/19 18:44
Cal Standard	9E24041-CAL9	ECD6F012.D	05/24/19 19:02
Cal Standard	9E24041-CALA	ECD6F013.D	05/24/19 19:20
Cal Standard	9E24041-CALB	ECD6F014.D	05/24/19 19:38
Cal Standard	9E24041-CALC	ECD6F015.D	05/24/19 19:56
Cal Standard	9E24041-CALD	ECD6F016.D	05/24/19 20:14
Cal Standard	9E24041-CALE	ECD6F017.D	05/24/19 20:32
Initial Cal Check	9E24041-ICV2	ECD6F018.D	05/24/19 20:50
Initial Cal Check	9E24041-ICV3	ECD6F019.D	05/24/19 21:08
Initial Cal Check	9E24041-ICV4	ECD6F020.D	05/24/19 21:26
Initial Cal Check	9E24041-ICV5	ECD6F021.D	05/24/19 21:44

Note: Client samples are listed only if they are included in this report.
Duplicates and Matrix Spike/Duplicates QC Samples are only listed if sourced from a sample included in this report.

ANALYSIS BATCH (SEQUENCE) SUMMARY

EPA 8082A

Laboratory:	Apex Laboratories	SDG:	A9E0838
Client:	Anchor QEA, LLC	Project:	Port of Portland - T4 - PDI
Sequence:	9E24042	Instrument:	DUALECD6R
Matrix:	Sediment	Calibration:	A9E2802

Sample Name	Lab Sample ID	Lab File ID	Analysis Date/Time
Initial Cal Blank	9E24042-ICB1	ECD6R002.D	05/24/19 16:03
Cal Standard	9E24042-CAL1	ECD6R003.D	05/24/19 16:20
Cal Standard	9E24042-CAL2	ECD6R004.D	05/24/19 16:38
Cal Standard	9E24042-CAL3	ECD6R005.D	05/24/19 16:57
Cal Standard	9E24042-CAL4	ECD6R006.D	05/24/19 17:14
Cal Standard	9E24042-CAL5	ECD6R007.D	05/24/19 17:32
Cal Standard	9E24042-CAL6	ECD6R008.D	05/24/19 17:50
Cal Standard	9E24042-CAL7	ECD6R009.D	05/24/19 18:08
Initial Cal Check	9E24042-ICV1	ECD6R011.D	05/24/19 18:44
Cal Standard	9E24042-CAL8	ECD6R012.D	05/24/19 19:02
Cal Standard	9E24042-CAL9	ECD6R013.D	05/24/19 19:20
Cal Standard	9E24042-CALA	ECD6R014.D	05/24/19 19:38
Cal Standard	9E24042-CALB	ECD6R015.D	05/24/19 19:56
Cal Standard	9E24042-CALC	ECD6R016.D	05/24/19 20:14
Cal Standard	9E24042-CALD	ECD6R017.D	05/24/19 20:32
Cal Standard	9E24042-CALE	ECD6R018.D	05/24/19 20:50
Initial Cal Check	9E24042-ICV2	ECD6R019.D	05/24/19 21:08
Initial Cal Check	9E24042-ICV3	ECD6R020.D	05/24/19 21:26
Initial Cal Check	9E24042-ICV4	ECD6R021.D	05/24/19 21:44
Initial Cal Check	9E24042-ICV5	ECD6R022.D	05/24/19 22:02

Note: Client samples are listed only if they are included in this report.
Duplicates and Matrix Spike/Duplicates QC Samples are only listed if sourced from a sample included in this report.

ANALYSIS BATCH (SEQUENCE) SUMMARY

EPA 8082A

Laboratory:	Apex Laboratories	SDG:	A9E0838
Client:	Anchor QEA, LLC	Project:	Port of Portland - T4 - PDI
Sequence:	9F05018	Instrument:	DUALECD2F
Matrix:	Sediment	Calibration:	A9A3104

Sample Name	Lab Sample ID	Lab File ID	Analysis Date/Time
Calibration Check	9F05018-CCV1	ECD2F002.D	06/05/19 07:48
Calibration Blank	9F05018-CCB1	ECD2F003.D	06/05/19 08:06
Blank	9060524-BLK1	ECD2F005.D	06/05/19 08:42
LCS	9060524-BS1	ECD2F006.D	06/05/19 09:00
Calibration Check	9F05018-CCV2	ECD2F017.D	06/05/19 12:17
Calibration Blank	9F05018-CCB2	ECD2F018.D	06/05/19 12:35

Note: Client samples are listed only if they are included in this report.
Duplicates and Matrix Spike/Duplicates QC Samples are only listed if sourced from a sample included in this report.

ANALYSIS BATCH (SEQUENCE) SUMMARY

EPA 8082A

Laboratory:	Apex Laboratories	SDG:	A9E0838
Client:	Anchor QEA, LLC	Project:	Port of Portland - T4 - PDI
Sequence:	9F06006	Instrument:	DUALECD6F
Matrix:	Sediment	Calibration:	A9E2804

Sample Name	Lab Sample ID	Lab File ID	Analysis Date/Time
Calibration Check	9F06006-CCV1	ECD6F002.D	06/06/19 07:36
Calibration Blank	9F06006-CCB1	ECD6F003.D	06/06/19 07:54
FD-201905241445	A9E0838-01RE1	ECD6F004.D	06/06/19 08:12
T4-PDI2019-SC27-190524-01-03	A9E0838-02RE1	ECD6F006.D	06/06/19 08:48
T4-PDI2019-SC27-190524-01-03 (M	9060524-MS2	ECD6F008.D	06/06/19 09:24
T4-PDI2019-SC27-190524-01-03 (M	9060524-MSD2	ECD6F010.D	06/06/19 10:00
T4-PDI2019-SC27-190524-03-05	A9E0838-03RE1	ECD6F012.D	06/06/19 10:36
T4-PDI2019-SC27-190524-05-07	A9E0838-04RE1	ECD6F014.D	06/06/19 11:12
FD-201905241300	A9E0838-13RE1	ECD6F016.D	06/06/19 11:48
T4-PDI2019-SC30-190524-01-03	A9E0838-14RE1	ECD6F018.D	06/06/19 12:24
Calibration Check	9F06006-CCV2	ECD6F020.D	06/06/19 12:59
Calibration Blank	9F06006-CCB2	ECD6F021.D	06/06/19 13:18

Note: Client samples are listed only if they are included in this report.
Duplicates and Matrix Spike/Duplicates QC Samples are only listed if sourced from a sample included in this report.

ANALYSIS BATCH (SEQUENCE) SUMMARY

EPA 8082A

Laboratory:	Apex Laboratories	SDG:	A9E0838
Client:	Anchor QEA, LLC	Project:	Port of Portland - T4 - PDI
Sequence:	9F06007	Instrument:	DUALECD6R
Matrix:	Sediment	Calibration:	A9E2802

Sample Name	Lab Sample ID	Lab File ID	Analysis Date/Time
Calibration Check	9F06007-CCV1	ECD6R002.D	06/06/19 07:36
Calibration Blank	9F06007-CCB1	ECD6R003.D	06/06/19 07:54
T4-PDI2019-SC30-190524-03-05	A9E0838-15RE1	ECD6R004.D	06/06/19 08:12
T4-PDI2019-SC30-190524-03-05 (M	9060524-MS3	ECD6R006.D	06/06/19 08:48
T4-PDI2019-SC30-190524-03-05 (M	9060524-MSD3	ECD6R008.D	06/06/19 09:24
T4-PDI2019-SC30-190524-05-07	A9E0838-16RE1	ECD6R010.D	06/06/19 10:00
Calibration Check	9F06007-CCV2	ECD6R020.D	06/06/19 12:59
Calibration Blank	9F06007-CCB2	ECD6R021.D	06/06/19 13:18

Note: Client samples are listed only if they are included in this report.
Duplicates and Matrix Spike/Duplicates QC Samples are only listed if sourced from a sample included in this report.

INITIAL CALIBRATION DATA (Summary)

EPA 8082A

Laboratory: Apex Laboratories SDG: A9E0838

Client: Anchor QEA, LLC Project: Port of Portland - T4 - PDI

Calibration: A9A3104 Date: 01/31/19 13:04 Instrument: DUALECD2F

Compound	Mean RF	FIT	RF RSD	Mean RT	RT RSD	Linear r	Quad COD	LIMIT	Q
Aroclor 1016		Ave						20	
Aroclor 1221		Ave						20	
Aroclor 1232		Ave						20	
Aroclor 1242		Ave						20	
Aroclor 1248		Ave						20	
Aroclor 1254		Ave						20	
Aroclor 1260		Ave						20	
Decachlorobiphenyl (Surr)	72813.86	Ave	1.509141	9.454429	1.307832E-02			20	

Note: ** Quad COD may be incorrect if weighting (1/a) or (1/a2) used. Weighting not shown here. Please see instrument calibration printouts for validation.

INITIAL CALIBRATION DATA

EPA 8082A

Laboratory: Apex Laboratories
SDG: A9E0838
Client: Anchor QEA, LLC
Project: Port of Portland - T4 - PDI
Calibration: A9A3104
Instrument: DUALECD2F
Calibration Date: 01/31/19 13:04

Compound	Level 01		Level 02		Level 03		Level 04		Level 05		Level 06	
	ng/mL	RF	ng/mL	RF	ng/mL	RF	ng/mL	RF	ng/mL	RF	ng/mL	RF
1016 (1)	20	3079.1	50	2909.98	100	2686	200	2528.85	500	2508.978	1000	2471.749
1016 (2)	20	5742.6	50	5545.34	100	5380.76	200	5141.655	500	5016.278	1000	5040.502
1016 (3)	20	3476.3	50	3163.54	100	2940.73	200	2704.53	500	2693.07	1000	2672.741
1016 (4)	20	3002.15	50	2627.48	100	2501.88	200	2252.11	500	2103.372	1000	2153.93
1016 (5)	20	3422.95	50	3287.16	100	3034.27	200	2729.885	500	2685.106	1000	2670.551
1016 (6)	20	2620.4	50	2219.28	100	2141.66	200	1980.625	500	1866.576	1000	1887.258
Aroclor 1016	20	0	50	0	100	0	200	0	500	0	1000	0
1260 (1)	20	6220.8	50	5794.08	100	5728.61	200	5255.615	500	5071.312	1000	5135.331
1260 (2)	20	7495.6	50	7372.68	100	7191.76	200	6591.38	500	6392.862	1000	6639.782
1260 (3)	20	5473	50	5396.74	100	5357.01	200	5073.335	500	4845.09	1000	4916.194
1260 (4)	20	12682.3	50	12744.32	100	13229.35	200	12161.5	500	12439.1	1000	12084.82
1260 (5)	20	8472.6	50	8716.98	100	8400.59	200	8169.445	500	8118.006	1000	8021.252
1260 (6)	20	3798.55	50	3548.38	100	3535	200	3321.68	500	3292.446	1000	3223.988
Aroclor 1260	20	0	50	0	100	0	200	0	500	0	1000	0
Decachlorobiphenyl (Surr)	10	74663.3	25	73536.6	50	72050.96	100	72253.61	250	72824.56	500	73081.98

INITIAL CALIBRATION DATA (Continued)

EPA 8082A

Laboratory: Apex Laboratories
SDG: A9E0838
Client: Anchor QEA, LLC
Project: Port of Portland - T4 - PDI
Calibration: A9A3104
Instrument: DUALECD2F
Matrix:
Calibration Date: 01/31/19 13:04

Compound	Level 07		Level 08		Level 09		Level 10		Level 11		Level 12	
	ng/mL	RF	ng/mL	RF	ng/mL	RF	ng/mL	RF	ng/mL	RF	ng/mL	RF
1016 (1)	1500	2530.735										
1016 (2)	1500	5178.703										
1016 (3)	1500	2677.599										
1016 (4)	1500	2096.683										
1016 (5)	1500	2691.336										
1016 (6)	1500	1855.039										
Aroclor 1016	1500	0										
1254 (1)											500	4283.478
1254 (2)											500	5396.896
1254 (3)											500	7922.304
1254 (4)											500	5278.678
1254 (5)											500	5337.04
1254 (6)											500	1801.944
Aroclor 1254											500	0
1260 (1)	1500	5224.664										
1260 (2)	1500	6530.673										
1260 (3)	1500	4875.408										
1260 (4)	1500	11857.92										
1260 (5)	1500	7837.347										
1260 (6)	1500	3164.499										
Aroclor 1260	1500	0										
Decachlorobiphenyl (Surr)	800	71286.01	200	0	200	0	200	0	200	0	200	0

INITIAL CALIBRATION DATA (Continued)

EPA 8082A

Laboratory: Apex Laboratories
SDG: A9E0838
Client: Anchor QEA, LLC
Project: Port of Portland - T4 - PDI
Calibration: A9A3104
Instrument: DUALECD2F
Matrix:
Calibration Date: 01/31/19 13:04

Compound	Level 13		Level 14		Level 15		Level 16		Level 17		Level 18	
	ng/mL	RF	ng/mL	RF	ng/mL	RF	ng/mL	RF	ng/mL	RF	ng/mL	RF
1262 (1)	500	5516.974										
1262 (2)	500	7520.636										
1262 (3)	500	6451.304										
1262 (4)	500	14198.94										
1262 (5)	500	8566.436										
1262 (6)	500	4760.692										
Aroclor 1262	500	~~0~~										
Decachlorobiphenyl (Surr)	200	~~0~~	200	~~0~~								

INITIAL CALIBRATION DATA (Summary)

EPA 8082A

Laboratory: Apex Laboratories SDG: A9E0838

Client: Anchor QEA, LLC Project: Port of Portland - T4 - PDI

Calibration: A9E2802 Date: 05/28/19 11:38 Instrument: DUALECD6R

Compound	Mean RF	FIT	RF RSD	Mean RT	RT RSD	Linear r	Quad COD	LIMIT	Q
Aroclor 1016		Ave						20	
Aroclor 1221		Ave						20	
Aroclor 1232		Ave						20	
Aroclor 1242		Ave						20	
Aroclor 1248		Ave						20	
Aroclor 1254		Ave						20	
Aroclor 1260		Ave						20	
Decachlorobiphenyl (Surr)	73548.75	Ave	5.338845	10.599	4.486065E-03			20	

Note: ** Quad COD may be incorrect if weighting (1/a) or (1/a2) used. Weighting not shown here. Please see instrument calibration printouts for validation.

INITIAL CALIBRATION DATA

EPA 8082A

Laboratory: Apex Laboratories

Client: Anchor QEA, LLC

Calibration: A9E2802

SDG: A9E0838

Project: Port of Portland - T4 - PDI

Instrument: DUALECD6R

Calibration Date: 05/28/19 11:38

Compound	Level 01		Level 02		Level 03		Level 04		Level 05		Level 06	
	ng/mL	RF	ng/mL	RF	ng/mL	RF	ng/mL	RF	ng/mL	RF	ng/mL	RF
1016 (1)	20	4162.05	50	3728.62	100	3540.75	200	3457.475	500	3551.974	1000	3420.591
1016 (2)	20	6300.55	50	6461.14	100	6586.15	200	6385.565	500	6780.71	1000	6650.35
1016 (3)	20	2882.1	50	2810.38	100	2797.66	200	2698.21	500	2865.21	1000	2829.705
1016 (4)	20	4241.25	50	3721.78	100	3580.84	200	3252.205	500	3248.564	1000	3073.062
1016 (5)	20	4777.2	50	4139.02	100	3933.97	200	3632.475	500	3746.75	1000	3549.689
1016 (6)	20	4700	50	4176.5	100	3923.41	200	3636.885	500	3714.918	1000	3473.379
Aroclor 1016	20	~~0~~	50	~~0~~	100	~~0~~	200	~~0~~	500	~~0~~	1000	~~0~~
1260 (1)	20	9066.3	50	8337.74	100	8027.36	200	7363.43	500	7574.962	1000	7226.15
1260 (2)	20	10355.6	50	9878.44	100	9601.78	200	8814.575	500	9139.764	1000	8626.617
1260 (3)	20	10254.35	50	9996.84	100	9742.49	200	9214.605	500	9197.616	1000	9118.535
1260 (4)	20	14589.9	50	12899.56	100	12889.9	200	12550.67	500	13844.64	1000	13609.11
1260 (5)	20	9180.3	50	8722.2	100	9098.05	200	8213.745	500	8674.726	1000	8400.544
1260 (6)	20	3746.45	50	3542.32	100	3440.56	200	3190.87	500	3214.52	1000	3134.844
Aroclor 1260	20	~~0~~	50	~~0~~	100	~~0~~	200	~~0~~	500	~~0~~	1000	~~0~~
Decachlorobiphenyl (Surr)	10	70852.5	25	71011.92	50	70565.86	100	69748.57	250	76967.68	500	76000.4

INITIAL CALIBRATION DATA (Continued)

EPA 8082A

Laboratory: Apex Laboratories
SDG: A9E0838
Client: Anchor QEA, LLC
Project: Port of Portland - T4 - PDI
Calibration: A9E2802
Instrument: DUALECD6R
Matrix:
Calibration Date: 05/28/19 11:38

Compound	Level 07		Level 08		Level 09		Level 10		Level 11		Level 12	
	ng/mL	RF	ng/mL	RF	ng/mL	RF	ng/mL	RF	ng/mL	RF	ng/mL	RF
1016 (1)	1500	3450.327										
1016 (2)	1500	6627.339										
1016 (3)	1500	2885.25										
1016 (4)	1500	3076.747										
1016 (5)	1500	3490.9										
1016 (6)	1500	3545.08										
Aroclor 1016	1500	0										
1254 (1)											500	6279.738
1254 (2)											500	10097.77
1254 (3)											500	10358.08
1254 (4)											500	7584.696
1254 (5)											500	7822.936
1254 (6)											500	2391.956
Aroclor 1254											500	0
1260 (1)	1500	7061.626										
1260 (2)	1500	8901.387										
1260 (3)	1500	9106.127										
1260 (4)	1500	13475.8										
1260 (5)	1500	8438.373										
1260 (6)	1500	3213.355										
Aroclor 1260	1500	0										
Decachlorobiphenyl (Surr)	800	79694.3	200	0	200	0	200	0	200	0	200	0

INITIAL CALIBRATION DATA (Continued)

EPA 8082A

Laboratory: Apex Laboratories
SDG: A9E0838
Client: Anchor QEA, LLC
Project: Port of Portland - T4 - PDI
Calibration: A9E2802
Instrument: DUALECD6R
Matrix:
Calibration Date: 05/28/19 11:38

Compound	Level 13		Level 14		Level 15		Level 16		Level 17		Level 18	
	ng/mL	RF	ng/mL	RF	ng/mL	RF	ng/mL	RF	ng/mL	RF	ng/mL	RF
1262 (1)	500	7179.084										
1262 (2)	500	10038.22										
1262 (3)	500	8047.044										
1262 (4)	500	16878.85										
1262 (5)	500	10271.24										
1262 (6)	500	4397.246										
Aroclor 1262	500	~~0~~										
Decachlorobiphenyl (Surr)	200	~~0~~	200	~~0~~								

INITIAL CALIBRATION DATA (Summary)

EPA 8082A

Laboratory: Apex Laboratories SDG: A9E0838

Client: Anchor QEA, LLC Project: Port of Portland - T4 - PDI

Calibration: A9E2804 Date: 05/28/19 14:26 Instrument: DUALECD6F

Compound	Mean RF	FIT	RF RSD	Mean RT	RT RSD	Linear r	Quad COD	LIMIT	Q
Aroclor 1016		Ave						20	
Aroclor 1221		Ave						20	
Aroclor 1232		Ave						20	
Aroclor 1242		Ave						20	
Aroclor 1248		Ave						20	
Aroclor 1254		Ave						20	
Aroclor 1260		Ave						20	
Decachlorobiphenyl (Surr)	141317.9	Ave	8.839274	9.424857	1.187458E-02			20	

Note: ** Quad COD may be incorrect if weighting (1/a) or (1/a2) used. Weighting not shown here. Please see instrument calibration printouts for validation.

INITIAL CALIBRATION DATA

EPA 8082A

Laboratory: Apex Laboratories

Client: Anchor QEA, LLC

Calibration: A9E2804

SDG: A9E0838

Project: Port of Portland - T4 - PDI

Instrument: DUALECD6F

Calibration Date: 05/28/19 14:26

Compound	Level 01		Level 02		Level 03		Level 04		Level 05		Level 06	
	ng/mL	RF	ng/mL	RF	ng/mL	RF	ng/mL	RF	ng/mL	RF	ng/mL	RF
1016 (1)	20	5930.7	50	5616.86	100	5382.89	200	5485.445	500	5612.484	1000	5093.982
1016 (2)	20	10630.65	50	10842.44	100	10473.96	200	10369.75	500	11085.74	1000	11005.57
1016 (3)	20	6166.1	50	5844.88	100	5633.75	200	5368.34	500	5630.074	1000	5263.183
1016 (4)	20	5672.75	50	5053.5	100	4818.85	200	4466.195	500	4490.768	1000	4156.398
1016 (5)	20	6451.1	50	6103.7	100	5625.77	200	5412.26	500	5497.192	1000	5135.699
1016 (6)	20	4393.05	50	4104.98	100	3899.52	200	3701.535	500	3846.77	1000	3477.544
Aroclor 1016	20	~~0~~	50	~~0~~	100	~~0~~	200	~~0~~	500	~~0~~	1000	~~0~~
1260 (1)	20	11651.55	50	10689.22	100	10879.87	200	10137.58	500	10345.57	1000	10017.79
1260 (2)	20	13713.5	50	13091.7	100	13372.71	200	12520.36	500	13124.9	1000	12429.32
1260 (3)	20	9510.75	50	9255.4	100	9678.7	200	9305.79	500	9281.918	1000	9506.173
1260 (4)	20	21586.45	50	22870.42	100	22720.88	200	23060.93	500	24031.54	1000	23914.77
1260 (5)	20	15098.6	50	14915.06	100	15657.35	200	14955.67	500	16044.59	1000	15439.77
1260 (6)	20	7123.65	50	6465.14	100	6446.69	200	5949.92	500	5964.306	1000	5824.075
Aroclor 1260	20	~~0~~	50	~~0~~	100	~~0~~	200	~~0~~	500	~~0~~	1000	~~0~~
Decachlorobiphenyl (Surr)	10	129165	25	130612.9	50	127590.8	100	140228	250	155111.2	500	151149.6

INITIAL CALIBRATION DATA (Continued)

EPA 8082A

Laboratory: Apex Laboratories
SDG: A9E0838
Client: Anchor QEA, LLC
Project: Port of Portland - T4 - PDI
Calibration: A9E2804
Instrument: DUALECD6F
Matrix:
Calibration Date: 05/28/19 14:26

Compound	Level 07		Level 08		Level 09		Level 10		Level 11		Level 12	
	ng/mL	RF	ng/mL	RF	ng/mL	RF	ng/mL	RF	ng/mL	RF	ng/mL	RF
1016 (1)	1500	5407.62										
1016 (2)	1500	10801.83										
1016 (3)	1500	5205.133										
1016 (4)	1500	4224.666										
1016 (5)	1500	5129.893										
1016 (6)	1500	3585.506										
Aroclor 1016	1500	0										
1254 (1)											500	8279.45
1254 (2)											500	10077.78
1254 (3)											500	15151.62
1254 (4)											500	9353.402
1254 (5)											500	10284.67
1254 (6)											500	3170.188
Aroclor 1254											500	0
1260 (1)	1500	9969.646										
1260 (2)	1500	12326.94										
1260 (3)	1500	9155.606										
1260 (4)	1500	24163.68										
1260 (5)	1500	15930.73										
1260 (6)	1500	5854.938										
Aroclor 1260	1500	0										
Decachlorobiphenyl (Surr)	800	155367.5	200	0	200	0	200	0	200	0	200	0

INITIAL CALIBRATION DATA (Continued)

EPA 8082A

Laboratory: Apex Laboratories
SDG: A9E0838
Client: Anchor QEA, LLC
Project: Port of Portland - T4 - PDI
Calibration: A9E2804
Instrument: DUALECD6F
Matrix:
Calibration Date: 05/28/19 14:26

Compound	Level 13		Level 14		Level 15		Level 16		Level 17		Level 18	
	ng/mL	RF	ng/mL	RF	ng/mL	RF	ng/mL	RF	ng/mL	RF	ng/mL	RF
1262 (1)	500	10221.51										
1262 (2)	500	14975.84										
1262 (3)	500	12215.92										
1262 (4)	500	27913.26										
1262 (5)	500	16533.87										
1262 (6)	500	8564.954										
Aroclor 1262	500	~~0~~										
Decachlorobiphenyl (Surr)	200	~~0~~	200	~~0~~								

SECOND-SOURCE CALIBRATION VERIFICATION

EPA 8082A

Laboratory:	Apex Laboratories	SDG:	A9E0838
Client:	Anchor QEA, LLC	Project:	Port of Portland - T4 - PDI
Instrument ID:	DUALECD2F	Calibration:	A9A3104
Lab File ID:	ECD2F013.D		
Sequence:	9A30022	Inject Date:	01/30/19
Lab Sample ID:	9A30022-ICV1	Inject Time:	11:45

ANALYTE	EXPECTED (ng/mL)	FOUND (ng/mL)	% DRIFT	QC LIMIT
Aroclor 1016	500	447	-10.5	70 - 130
Aroclor 1260	500	465	-7.0	70 - 130
Decachlorobiphenyl (Surr)	200	215	7.4	70 - 130

SECOND-SOURCE CALIBRATION VERIFICATION

EPA 8082A

Laboratory:	Apex Laboratories	SDG:	A9E0838
Client:	Anchor QEA, LLC	Project:	Port of Portland - T4 - PDI
Instrument ID:	DUALECD2F	Calibration:	A9A3104
Lab File ID:	ECD2F023.D		
Sequence:	9A30022	Inject Date:	01/30/19
Lab Sample ID:	9A30022-ICV2	Inject Time:	14:31

ANALYTE	EXPECTED (ng/mL)	FOUND (ng/mL)	% DRIFT	QC LIMIT
Aroclor 1221	1000	934	-6.6	70 - 130
Aroclor 1254	500	488	-2.4	70 - 130
Decachlorobiphenyl (Surr)	80.0	87.0	8.8	70 - 130

SECOND-SOURCE CALIBRATION VERIFICATION

EPA 8082A

Laboratory:	Apex Laboratories	SDG:	A9E0838
Client:	Anchor QEA, LLC	Project:	Port of Portland - T4 - PDI
Instrument ID:	DUALECD2F	Calibration:	A9A3104
Lab File ID:	ECD2F024.D		
Sequence:	9A30022	Inject Date:	01/30/19
Lab Sample ID:	9A30022-ICV3	Inject Time:	14:49

ANALYTE	EXPECTED (ng/mL)	FOUND (ng/mL)	% DRIFT	QC LIMIT
Aroclor 1232	500	530	5.9	70 - 130
Aroclor 1262	500	494	-1.3	70 - 130
Decachlorobiphenyl (Surr)	80.0	84.2	5.2	70 - 130

SECOND-SOURCE CALIBRATION VERIFICATION

EPA 8082A

Laboratory:	Apex Laboratories	SDG:	A9E0838
Client:	Anchor QEA, LLC	Project:	Port of Portland - T4 - PDI
Instrument ID:	DUALECD2F	Calibration:	A9A3104
Lab File ID:	ECD2F025.D		
Sequence:	9A30022	Inject Date:	01/30/19
Lab Sample ID:	9A30022-ICV4	Inject Time:	15:07

ANALYTE	EXPECTED (ng/mL)	FOUND (ng/mL)	% DRIFT	QC LIMIT
Aroclor 1242	500	507	1.4	70 - 130
Aroclor 1268	500	502	0.4	70 - 130

SECOND-SOURCE CALIBRATION VERIFICATION

EPA 8082A

Laboratory:	Apex Laboratories	SDG:	A9E0838
Client:	Anchor QEA, LLC	Project:	Port of Portland - T4 - PDI
Instrument ID:	DUALECD2F	Calibration:	A9A3104
Lab File ID:	ECD2F026.D		
Sequence:	9A30022	Inject Date:	01/30/19
Lab Sample ID:	9A30022-ICV5	Inject Time:	15:25

ANALYTE	EXPECTED (ng/mL)	FOUND (ng/mL)	% DRIFT	QC LIMIT
Aroclor 1248	500	501	0.2	70 - 130

SECOND-SOURCE CALIBRATION VERIFICATION

EPA 8082A

Laboratory:	Apex Laboratories	SDG:	A9E0838
Client:	Anchor QEA, LLC	Project:	Port of Portland - T4 - PDI
Instrument ID:	DUALECD6F	Calibration:	A9E2804
Lab File ID:	ECD6F010.D		
Sequence:	9E24041	Inject Date:	05/24/19
Lab Sample ID:	9E24041-ICV1	Inject Time:	18:26

ANALYTE	EXPECTED (ng/mL)	FOUND (ng/mL)	% DRIFT	QC LIMIT
Aroclor 1016	500	452	-9.6	70 - 130
Aroclor 1260	500	459	-8.3	70 - 130
Decachlorobiphenyl (Surr)	200	174	-12.9	70 - 130

SECOND-SOURCE CALIBRATION VERIFICATION

EPA 8082A

Laboratory:	Apex Laboratories	SDG:	A9E0838
Client:	Anchor QEA, LLC	Project:	Port of Portland - T4 - PDI
Instrument ID:	DUALECD6F	Calibration:	A9E2804
Lab File ID:	ECD6F018.D		
Sequence:	9E24041	Inject Date:	05/24/19
Lab Sample ID:	9E24041-ICV2	Inject Time:	20:50

ANALYTE	EXPECTED (ng/mL)	FOUND (ng/mL)	% DRIFT	QC LIMIT
Aroclor 1221	1000	871	-12.9	70 - 130
Aroclor 1254	500	465	-7.0	70 - 130
Decachlorobiphenyl (Surr)	80.0	79.6	-0.4	70 - 130

SECOND-SOURCE CALIBRATION VERIFICATION

EPA 8082A

Laboratory:	Apex Laboratories	SDG:	A9E0838
Client:	Anchor QEA, LLC	Project:	Port of Portland - T4 - PDI
Instrument ID:	DUALECD6F	Calibration:	A9E2804
Lab File ID:	ECD6F019.D		
Sequence:	9E24041	Inject Date:	05/24/19
Lab Sample ID:	9E24041-ICV3	Inject Time:	21:08

ANALYTE	EXPECTED (ng/mL)	FOUND (ng/mL)	% DRIFT	QC LIMIT
Aroclor 1232	500	521	4.3	70 - 130
Aroclor 1262	500	475	-5.0	70 - 130
Decachlorobiphenyl (Surr)	80.0	82.6	3.2	70 - 130

SECOND-SOURCE CALIBRATION VERIFICATION

EPA 8082A

Laboratory:	Apex Laboratories	SDG:	A9E0838
Client:	Anchor QEA, LLC	Project:	Port of Portland - T4 - PDI
Instrument ID:	DUALECD6F	Calibration:	A9E2804
Lab File ID:	ECD6F020.D		
Sequence:	9E24041	Inject Date:	05/24/19
Lab Sample ID:	9E24041-ICV4	Inject Time:	21:26

ANALYTE	EXPECTED (ng/mL)	FOUND (ng/mL)	% DRIFT	QC LIMIT
Aroclor 1242	500	508	1.5	70 - 130
Aroclor 1268	500	501	0.1	70 - 130

SECOND-SOURCE CALIBRATION VERIFICATION

EPA 8082A

Laboratory:	Apex Laboratories	SDG:	A9E0838
Client:	Anchor QEA, LLC	Project:	Port of Portland - T4 - PDI
Instrument ID:	DUALECD6F	Calibration:	A9E2804
Lab File ID:	ECD6F021.D		
Sequence:	9E24041	Inject Date:	05/24/19
Lab Sample ID:	9E24041-ICV5	Inject Time:	21:44

ANALYTE	EXPECTED (ng/mL)	FOUND (ng/mL)	% DRIFT	QC LIMIT
Aroclor 1248	500	503	0.6	70 - 130

SECOND-SOURCE CALIBRATION VERIFICATION

EPA 8082A

Laboratory:	Apex Laboratories	SDG:	A9E0838
Client:	Anchor QEA, LLC	Project:	Port of Portland - T4 - PDI
Instrument ID:	DUALECD6R	Calibration:	A9E2802
Lab File ID:	ECD6R011.D		
Sequence:	9E24042	Inject Date:	05/24/19
Lab Sample ID:	9E24042-ICV1	Inject Time:	18:44

ANALYTE	EXPECTED (ng/mL)	FOUND (ng/mL)	% DRIFT	QC LIMIT
Aroclor 1016	500	509	1.8	70 - 130
Aroclor 1260	500	487	-2.6	70 - 130
Decachlorobiphenyl (Surr)	200	174	-13.2	70 - 130

SECOND-SOURCE CALIBRATION VERIFICATION

EPA 8082A

Laboratory:	Apex Laboratories	SDG:	A9E0838
Client:	Anchor QEA, LLC	Project:	Port of Portland - T4 - PDI
Instrument ID:	DUALECD6R	Calibration:	A9E2802
Lab File ID:	ECD6R019.D		
Sequence:	9E24042	Inject Date:	05/24/19
Lab Sample ID:	9E24042-ICV2	Inject Time:	21:08

ANALYTE	EXPECTED (ng/mL)	FOUND (ng/mL)	% DRIFT	QC LIMIT
Aroclor 1221	1000	894	-10.6	70 - 130
Aroclor 1254	500	468	-6.3	70 - 130
Decachlorobiphenyl (Surr)	80.0	82.1	2.6	70 - 130

SECOND-SOURCE CALIBRATION VERIFICATION

EPA 8082A

Laboratory:	Apex Laboratories	SDG:	A9E0838
Client:	Anchor QEA, LLC	Project:	Port of Portland - T4 - PDI
Instrument ID:	DUALECD6R	Calibration:	A9E2802
Lab File ID:	ECD6R020.D		
Sequence:	9E24042	Inject Date:	05/24/19
Lab Sample ID:	9E24042-ICV3	Inject Time:	21:26

ANALYTE	EXPECTED (ng/mL)	FOUND (ng/mL)	% DRIFT	QC LIMIT
Aroclor 1232	500	521	4.2	70 - 130
Aroclor 1262	500	485	-2.9	70 - 130
Decachlorobiphenyl (Surr)	80.0	82.4	3.0	70 - 130

SECOND-SOURCE CALIBRATION VERIFICATION

EPA 8082A

Laboratory:	Apex Laboratories	SDG:	A9E0838
Client:	Anchor QEA, LLC	Project:	Port of Portland - T4 - PDI
Instrument ID:	DUALECD6R	Calibration:	A9E2802
Lab File ID:	ECD6R021.D		
Sequence:	9E24042	Inject Date:	05/24/19
Lab Sample ID:	9E24042-ICV4	Inject Time:	21:44

ANALYTE	EXPECTED (ng/mL)	FOUND (ng/mL)	% DRIFT	QC LIMIT
Aroclor 1242	500	533	6.6	70 - 130
Aroclor 1268	500	520	4.0	70 - 130

SECOND-SOURCE CALIBRATION VERIFICATION

EPA 8082A

Laboratory:	Apex Laboratories	SDG:	A9E0838
Client:	Anchor QEA, LLC	Project:	Port of Portland - T4 - PDI
Instrument ID:	DUALECD6R	Calibration:	A9E2802
Lab File ID:	ECD6R022.D		
Sequence:	9E24042	Inject Date:	05/24/19
Lab Sample ID:	9E24042-ICV5	Inject Time:	22:02

ANALYTE	EXPECTED (ng/mL)	FOUND (ng/mL)	% DRIFT	QC LIMIT
Aroclor 1248	500	512	2.5	70 - 130

CONTINUING CALIBRATION CHECK

EPA 8082A

Laboratory:	Apex Laboratories	SDG:	A9E0838
Client:	Anchor QEA, LLC	Project:	Port of Portland - T4 - PDI
Instrument ID:	DUALECD2F	Calibration:	A9A3104
Lab File ID:	ECD2F002.D	Calibration Date:	01/31/19 13:04
Sequence:	9F05018	Injection Date:	06/05/19
Lab Sample ID:	9F05018-CCV1	Injection Time:	07:48

COMPOUND	Curve Fit	Calculated Concentration (ng/mL) [L/Q Fits]			Response Factors [Ave RF]			Limit
		STD	CCV	% DIFF	ICAL	CCV	% Drift	
Aroclor 1016	Ave	500	506				1.1	20
Aroclor 1260	Ave	500	490				-1.9	20

** Quadratic Curve fit may be weighted (1/a or 1/a2).

* = Values outside of QC limits

CONTINUING CALIBRATION CHECK

EPA 8082A

Laboratory:	Apex Laboratories	SDG:	A9E0838
Client:	Anchor QEA, LLC	Project:	Port of Portland - T4 - PDI
Instrument ID:	DUALECD2F	Calibration:	A9A3104
Lab File ID:	ECD2F017.D	Calibration Date:	01/31/19 13:04
Sequence:	9F05018	Injection Date:	06/05/19
Lab Sample ID:	9F05018-CCV2	Injection Time:	12:17

COMPOUND	Curve Fit	Calculated Concentration (ng/mL) [L/Q Fits]			Response Factors [Ave RF]			Limit
		STD	CCV	% DIFF	ICAL	CCV	% Drift	
Aroclor 1016	Ave	500	521				4.1	20
Aroclor 1260	Ave	500	514				2.8	20

** Quadratic Curve fit may be weighted (1/a or 1/a2).

* = Values outside of QC limits

CONTINUING CALIBRATION CHECK

EPA 8082A

Laboratory:	Apex Laboratories	SDG:	A9E0838
Client:	Anchor QEA, LLC	Project:	Port of Portland - T4 - PDI
Instrument ID:	DUALECD6F	Calibration:	A9E2804
Lab File ID:	ECD6F002.D	Calibration Date:	05/28/19 14:26
Sequence:	9F06006	Injection Date:	06/06/19
Lab Sample ID:	9F06006-CCV1	Injection Time:	07:36

COMPOUND	Curve Fit	Calculated Concentration (ng/mL) [L/Q Fits]			Response Factors [Ave RF]			Limit
		STD	CCV	% DIFF	ICAL	CCV	% Drift	
Aroclor 1016	Ave	500	462				-7.6	20
Aroclor 1260	Ave	500	491				-1.8	20

** Quadratic Curve fit may be weighted (1/a or 1/a2).

* = Values outside of QC limits

CONTINUING CALIBRATION CHECK

EPA 8082A

Laboratory:	Apex Laboratories	SDG:	A9E0838
Client:	Anchor QEA, LLC	Project:	Port of Portland - T4 - PDI
Instrument ID:	DUALECD6F	Calibration:	A9E2804
Lab File ID:	ECD6F020.D	Calibration Date:	05/28/19 14:26
Sequence:	9F06006	Injection Date:	06/06/19
Lab Sample ID:	9F06006-CCV2	Injection Time:	12:59

COMPOUND	Curve Fit	Calculated Concentration (ng/mL) [L/Q Fits]			Response Factors [Ave RF]			Limit
		STD	CCV	% DIFF	ICAL	CCV	% Drift	
Aroclor 1016	Ave	500	472				-5.7	20
Aroclor 1260	Ave	500	505				0.9	20

** Quadratic Curve fit may be weighted (1/a or 1/a2).

* = Values outside of QC limits

CONTINUING CALIBRATION CHECK

EPA 8082A

Laboratory:	Apex Laboratories	SDG:	A9E0838
Client:	Anchor QEA, LLC	Project:	Port of Portland - T4 - PDI
Instrument ID:	DUALECD6R	Calibration:	A9E2802
Lab File ID:	ECD6R002.D	Calibration Date:	05/28/19 11:38
Sequence:	9F06007	Injection Date:	06/06/19
Lab Sample ID:	9F06007-CCV1	Injection Time:	07:36

COMPOUND	Curve Fit	Calculated Concentration (ng/mL) [L/Q Fits]			Response Factors [Ave RF]			Limit
		STD	CCV	% DIFF	ICAL	CCV	% Drift	
Aroclor 1016	Ave	500	533				6.7	20
Aroclor 1260	Ave	500	501				0.3	20

** Quadratic Curve fit may be weighted (1/a or 1/a2).

* = Values outside of QC limits

CONTINUING CALIBRATION CHECK

EPA 8082A

Laboratory:	Apex Laboratories	SDG:	A9E0838
Client:	Anchor QEA, LLC	Project:	Port of Portland - T4 - PDI
Instrument ID:	DUALECD6R	Calibration:	A9E2802
Lab File ID:	ECD6R020.D	Calibration Date:	05/28/19 11:38
Sequence:	9F06007	Injection Date:	06/06/19
Lab Sample ID:	9F06007-CCV2	Injection Time:	12:59

COMPOUND	Curve Fit	Calculated Concentration (ng/mL) [L/Q Fits]			Response Factors [Ave RF]			Limit
		STD	CCV	% DIFF	ICAL	CCV	% Drift	
Aroclor 1016	Ave	500	556				11.3	20
Aroclor 1260	Ave	500	519				3.8	20

** Quadratic Curve fit may be weighted (1/a or 1/a2).

* = Values outside of QC limits

SURROGATE STANDARD RECOVERY AND RT SUMMARY

EPA 8082A

Laboratory:	Apex Laboratories	SDG:	A9E0838
Client:	Anchor QEA, LLC	Project:	Port of Portland - T4 - PDI
Sequence:	9A30022	Instrument:	DUALECD2F
Matrix:	Sediment	Calibration:	A9A3104

Surrogate Compound	Spike Level ng/mL	% Recovery	Recovery Limits	RT	Calibration Mean RT	RT Diff	RT Diff Limit	Q
Initial Cal Check (9A30022-ICV1)			Lab File ID: ECD2F013.D		Analyzed: 01/30/19 11:45			
Decachlorobiphenyl (Surr)	200	107	70 - 130	9.456	9.454429	0.0016	+/-1.0	
Initial Cal Check (9A30022-ICV2)			Lab File ID: ECD2F023.D		Analyzed: 01/30/19 14:31			
Decachlorobiphenyl (Surr)	80.0	109	70 - 130	9.456	9.454429	0.0016	+/-1.0	
Initial Cal Check (9A30022-ICV3)			Lab File ID: ECD2F024.D		Analyzed: 01/30/19 14:49			
Decachlorobiphenyl (Surr)	80.0	105	70 - 130	9.459	9.454429	0.0046	+/-1.0	

SURROGATE STANDARD RECOVERY AND RT SUMMARY

EPA 8082A

Laboratory:	Apex Laboratories	SDG:	A9E0838
Client:	Anchor QEA, LLC	Project:	Port of Portland - T4 - PDI
Sequence:	9E24041	Instrument:	DUALECD6F
Matrix:	Sediment	Calibration:	A9E2804

Surrogate Compound	Spike Level ng/mL	% Recovery	Recovery Limits	RT	Calibration Mean RT	RT Diff	RT Diff Limit	Q
Initial Cal Check (9E24041-ICV1)			Lab File ID: ECD6F010.D		Analyzed: 05/24/19 18:26			
Decachlorobiphenyl (Surr)	200	87	70 - 130	9.425	9.424857	0.0001	+/-1.0	
Initial Cal Check (9E24041-ICV2)			Lab File ID: ECD6F018.D		Analyzed: 05/24/19 20:50			
Decachlorobiphenyl (Surr)	80.0	100	70 - 130	9.424	9.424857	-0.0009	+/-1.0	
Initial Cal Check (9E24041-ICV3)			Lab File ID: ECD6F019.D		Analyzed: 05/24/19 21:08			
Decachlorobiphenyl (Surr)	80.0	103	70 - 130	9.424	9.424857	-0.0009	+/-1.0	

SURROGATE STANDARD RECOVERY AND RT SUMMARY

EPA 8082A

Laboratory:	Apex Laboratories	SDG:	A9E0838
Client:	Anchor QEA, LLC	Project:	Port of Portland - T4 - PDI
Sequence:	9E24042	Instrument:	DUALECD6R
Matrix:	Sediment	Calibration:	A9E2802

Surrogate Compound	Spike Level ng/mL	% Recovery	Recovery Limits	RT	Calibration Mean RT	RT Diff	RT Diff Limit	Q
Initial Cal Check (9E24042-ICV1)			Lab File ID: ECD6R011.D		Analyzed: 05/24/19 18:44			
Decachlorobiphenyl (Surr)	200	87	70 - 130	10.6	10.599	0.0010	+/-1.0	
Initial Cal Check (9E24042-ICV2)			Lab File ID: ECD6R019.D		Analyzed: 05/24/19 21:08			
Decachlorobiphenyl (Surr)	80.0	103	70 - 130	10.599	10.599	0.0000	+/-1.0	
Initial Cal Check (9E24042-ICV3)			Lab File ID: ECD6R020.D		Analyzed: 05/24/19 21:26			
Decachlorobiphenyl (Surr)	80.0	103	70 - 130	10.599	10.599	0.0000	+/-1.0	

SURROGATE STANDARD RECOVERY AND RT SUMMARY

EPA 8082A

Laboratory:	Apex Laboratories	SDG:	A9E0838
Client:	Anchor QEA, LLC	Project:	Port of Portland - T4 - PDI
Sequence:	9F05018	Instrument:	DUALECD2F
Matrix:	Sediment	Calibration:	A9A3104

Surrogate Compound	Spike Level ng/mL	% Recovery	Recovery Limits	RT	Calibration Mean RT	RT Diff	RT Diff Limit	Q
Calibration Check (9F05018-CCV1)			Lab File ID: ECD2F002.D		Analyzed: 06/05/19 07:48			
Decachlorobiphenyl (Surr)	250	107	80 - 120	9.295	9.454429	-0.1594	+/-1.0	
Calibration Blank (9F05018-CCB1)			Lab File ID: ECD2F003.D		Analyzed: 06/05/19 08:06			
Decachlorobiphenyl (Surr)	100	108	60 - 125	9.295	9.454429	-0.1594	+/-1.0	
Blank (9060524-BLK1)			Lab File ID: ECD2F005.D		Analyzed: 06/05/19 08:42			
Decachlorobiphenyl (Surr)	45.5	92	60 - 125	9.294	9.454429	-0.1604	+/-1.0	
LCS (9060524-BS1)			Lab File ID: ECD2F006.D		Analyzed: 06/05/19 09:00			
Decachlorobiphenyl (Surr)	50.0	94	60 - 125	9.294	9.454429	-0.1604	+/-1.0	
Calibration Check (9F05018-CCV2)			Lab File ID: ECD2F017.D		Analyzed: 06/05/19 12:17			
Decachlorobiphenyl (Surr)	250	107	80 - 120	9.293	9.454429	-0.1614	+/-1.0	
Calibration Blank (9F05018-CCB2)			Lab File ID: ECD2F018.D		Analyzed: 06/05/19 12:35			
Decachlorobiphenyl (Surr)	100	111	60 - 125	9.292	9.454429	-0.1624	+/-1.0	

SURROGATE STANDARD RECOVERY AND RT SUMMARY

EPA 8082A

Laboratory:	Apex Laboratories	SDG:	A9E0838
Client:	Anchor QEA, LLC	Project:	Port of Portland - T4 - PDI
Sequence:	9F06006	Instrument:	DUALECD6F
Matrix:	Sediment	Calibration:	A9E2804

Surrogate Compound	Spike Level ng/mL	% Recovery	Recovery Limits	RT	Calibration Mean RT	RT Diff	RT Diff Limit	Q
Calibration Check (9F06006-CCV1)			Lab File ID: ECD6F002.D		Analyzed: 06/06/19 07:36			
Decachlorobiphenyl (Surr)	250	105	80 - 120	9.413	9.424857	-0.0119	+/-1.0	
Calibration Blank (9F06006-CCB1)			Lab File ID: ECD6F003.D		Analyzed: 06/06/19 07:54			
Decachlorobiphenyl (Surr)	100	97	60 - 125	9.411	9.424857	-0.0139	+/-1.0	
FD-201905241445 (A9E0838-01RE1)			Lab File ID: ECD6F004.D		Analyzed: 06/06/19 08:12			
Decachlorobiphenyl (Surr)	86.8	93	60 - 125	9.409	9.424857	-0.0159	+/-1.0	
T4-PDI2019-SC27-190524-01-03 (A9E0838-02RE1)			Lab File ID: ECD6F006.D		Analyzed: 06/06/19 08:48			
Decachlorobiphenyl (Surr)	95.0	64	60 - 125	9.408	9.424857	-0.0169	+/-1.0	
Matrix Spike (9060524-MS2)			Lab File ID: ECD6F008.D		Analyzed: 06/06/19 09:24			
Decachlorobiphenyl (Surr)	95.2	78	60 - 125	9.409	9.424857	-0.0159	+/-1.0	
Matrix Spike Dup (9060524-MSD2)			Lab File ID: ECD6F010.D		Analyzed: 06/06/19 10:00			
Decachlorobiphenyl (Surr)	94.6	80	60 - 125	9.409	9.424857	-0.0159	+/-1.0	
T4-PDI2019-SC27-190524-03-05 (A9E0838-03RE1)			Lab File ID: ECD6F012.D		Analyzed: 06/06/19 10:36			
Decachlorobiphenyl (Surr)	95.5	92	60 - 125	9.409	9.424857	-0.0159	+/-1.0	
T4-PDI2019-SC27-190524-05-07 (A9E0838-04RE1)			Lab File ID: ECD6F014.D		Analyzed: 06/06/19 11:12			
Decachlorobiphenyl (Surr)	89.0	93	60 - 125	9.409	9.424857	-0.0159	+/-1.0	
FD-201905241300 (A9E0838-13RE1)			Lab File ID: ECD6F016.D		Analyzed: 06/06/19 11:48			
Decachlorobiphenyl (Surr)	94.9	82	60 - 125	9.409	9.424857	-0.0159	+/-1.0	
T4-PDI2019-SC30-190524-01-03 (A9E0838-14RE1)			Lab File ID: ECD6F018.D		Analyzed: 06/06/19 12:24			
Decachlorobiphenyl (Surr)	89.8	91	60 - 125	9.408	9.424857	-0.0169	+/-1.0	
Calibration Check (9F06006-CCV2)			Lab File ID: ECD6F020.D		Analyzed: 06/06/19 12:59			
Decachlorobiphenyl (Surr)	250	108	80 - 120	9.409	9.424857	-0.0159	+/-1.0	
Calibration Blank (9F06006-CCB2)			Lab File ID: ECD6F021.D		Analyzed: 06/06/19 13:18			
Decachlorobiphenyl (Surr)	100	100	60 - 125	9.409	9.424857	-0.0159	+/-1.0	

SURROGATE STANDARD RECOVERY AND RT SUMMARY

EPA 8082A

Laboratory:	Apex Laboratories	SDG:	A9E0838
Client:	Anchor QEA, LLC	Project:	Port of Portland - T4 - PDI
Sequence:	9F06007	Instrument:	DUALECD6R
Matrix:	Sediment	Calibration:	A9E2802

Surrogate Compound	Spike Level ng/mL	% Recovery	Recovery Limits	RT	Calibration Mean RT	RT Diff	RT Diff Limit	Q
Calibration Check (9F06007-CCV1)			Lab File ID: ECD6R002.D		Analyzed: 06/06/19 07:36			
Decachlorobiphenyl (Surr)	250	102	80 - 120	10.592	10.599	-0.0070	+/-1.0	
Calibration Blank (9F06007-CCB1)			Lab File ID: ECD6R003.D		Analyzed: 06/06/19 07:54			
Decachlorobiphenyl (Surr)	100	100	60 - 125	10.592	10.599	-0.0070	+/-1.0	
T4-PDI2019-SC30-190524-03-05 (A9E0838-15RE1)			Lab File ID: ECD6R004.D		Analyzed: 06/06/19 08:12			
Decachlorobiphenyl (Surr)	83.7	76	60 - 125	10.591	10.599	-0.0080	+/-1.0	
Matrix Spike (9060524-MS3)			Lab File ID: ECD6R006.D		Analyzed: 06/06/19 08:48			
Decachlorobiphenyl (Surr)	83.6	84	60 - 125	10.591	10.599	-0.0080	+/-1.0	
Matrix Spike Dup (9060524-MSD3)			Lab File ID: ECD6R008.D		Analyzed: 06/06/19 09:24			
Decachlorobiphenyl (Surr)	83.7	84	60 - 125	10.591	10.599	-0.0080	+/-1.0	
T4-PDI2019-SC30-190524-05-07 (A9E0838-16RE1)			Lab File ID: ECD6R010.D		Analyzed: 06/06/19 10:00			
Decachlorobiphenyl (Surr)	74.6	86	60 - 125	10.591	10.599	-0.0080	+/-1.0	
Calibration Check (9F06007-CCV2)			Lab File ID: ECD6R020.D		Analyzed: 06/06/19 12:59			
Decachlorobiphenyl (Surr)	250	110	80 - 120	10.591	10.599	-0.0080	+/-1.0	
Calibration Blank (9F06007-CCB2)			Lab File ID: ECD6R021.D		Analyzed: 06/06/19 13:18			
Decachlorobiphenyl (Surr)	100	107	60 - 125	10.591	10.599	-0.0080	+/-1.0	

HOLDING TIME SUMMARY

EPA 8082A

Laboratory: Apex Laboratories SDG: A9E0838

Client: Anchor QEA, LLC Project: Port of Portland - T4 - PDI

Sample Name	Date Collected	Date Received	Date Prepared	Days to Prep	Max Days to Prep	Date Analyzed	Days to Analysis	Max Days to Analysis	Q
FD-201905241445	05/24/19 00:00	05/24/19 16:41	06/04/19 09:49	11.41	365.00	06/06/19 08:12	1.93	40.00	
T4-PDI2019-SC27-190524-01-03	05/24/19 14:45	05/24/19 16:41	06/04/19 09:49	10.79	365.00	06/06/19 08:48	1.96	40.00	
T4-PDI2019-SC27-190524-03-05	05/24/19 14:45	05/24/19 16:41	06/04/19 09:49	10.79	365.00	06/06/19 10:36	2.03	40.00	
T4-PDI2019-SC27-190524-05-07	05/24/19 14:45	05/24/19 16:41	06/04/19 09:49	10.79	365.00	06/06/19 11:12	2.06	40.00	
FD-201905241300	05/24/19 00:00	05/24/19 16:41	06/04/19 09:49	11.41	365.00	06/06/19 11:48	2.08	40.00	
T4-PDI2019-SC30-190524-01-03	05/24/19 13:00	05/24/19 16:41	06/04/19 09:49	10.87	365.00	06/06/19 12:24	2.11	40.00	
T4-PDI2019-SC30-190524-03-05	05/24/19 13:00	05/24/19 16:41	06/04/19 09:49	10.87	365.00	06/06/19 08:12	1.93	40.00	
T4-PDI2019-SC30-190524-05-07	05/24/19 13:00	05/24/19 16:41	06/04/19 09:49	10.87	365.00	06/06/19 10:00	2.01	40.00	

Apex Laboratories

SDG: A9E0838

CLASS: GCMS

METHOD: EPA 8270D

ANALYSES DATA PACKAGE COVER PAGE

EPA 8270D

Laboratory: Apex Laboratories
SDG: A9E0838
Client: Anchor QEA, LLC
Project: Port of Portland - T4 - PDI

Client Sample Id:	Lab Sample Id:	Matrix
FD-201905241445	A9E0838-01	Sediment
T4-PDI2019-SC27-190524-01-03	A9E0838-02	Sediment
T4-PDI2019-SC27-190524-03-05	A9E0838-03	Sediment
T4-PDI2019-SC27-190524-05-07	A9E0838-04	Sediment
FD-201905241300	A9E0838-13	Sediment
T4-PDI2019-SC30-190524-01-03	A9E0838-14	Sediment
T4-PDI2019-SC30-190524-03-05	A9E0838-15	Sediment
T4-PDI2019-SC30-190524-05-07	A9E0838-16	Sediment

I certify that this data package is in compliance with the terms and conditions of the contract, both technically and for completeness, for other than the conditions detailed above. Release of the data contained in this hardcopy data package and in computer-readable data submitted on diskette has been autorized by the Laboratory Manager or the Manager's designee, as verified by the following signatures.

Signature: 
Name: David G. Jack

Forms Created: 6/27/2019 2:30PM
Title: Technical Manager

METHOD DETECTION AND REPORTING LIMITS

EPA 8270D

Laboratory: Apex Laboratories **SDG:** A9E0838

Client: Anchor QEA, LLC **Project:** Port of Portland - T4 - PDI

Batch Matrix: Sediment

Analyte	MDL	MRL	Units
Acenaphthene	1.33	2.67	ug/kg
Acenaphthylene	1.33	2.67	ug/kg
Anthracene	1.33	2.67	ug/kg
Benz(a)anthracene	1.33	2.67	ug/kg
Benzo(a)pyrene	2.00	4.00	ug/kg
Benzo(b)fluoranthene	2.00	4.00	ug/kg
Benzo(k)fluoranthene	2.00	4.00	ug/kg
Benzo(g,h,i)perylene	1.33	2.67	ug/kg
Chrysene	1.33	2.67	ug/kg
Dibenz(a,h)anthracene	1.33	2.67	ug/kg
Fluoranthene	1.33	2.67	ug/kg
Fluorene	1.33	2.67	ug/kg
Indeno(1,2,3-cd)pyrene	1.33	2.67	ug/kg
1-Methylnaphthalene	2.67	5.33	ug/kg
2-Methylnaphthalene	2.67	5.33	ug/kg
Naphthalene	2.67	5.33	ug/kg
Phenanthrene	1.33	2.67	ug/kg
Pyrene	1.33	2.67	ug/kg

Note: MDLs are listed only if the corresponding analyte was evalutated to the MDL in this report .

ORGANIC ANALYSIS DATA SHEET

EPA 8270D

FD-201905241445

Laboratory:	Apex Laboratories			SDG:	A9E0838
Client:	Anchor QEA, LLC			Project:	Port of Portland - T4 - PDI
Matrix:	Sediment	Laboratory ID:	A9E0838-01	File ID:	E06051918.D
Sampled:	05/24/19 00:00	Prepared:	06/05/19 11:06	Analyzed:	06/05/19 23:48
Solids:	57.52	Preparation:	EPA 3546	Initial/Final:	15.81 g / 2 mL
Batch:	9060602	Sequence:	9F05022	Calibration:	A9A3103
Instrument:	SV-GCMS5				

CAS NO.	COMPOUND	DILUTION	CONC. (ug/kg dry)	Q
83-32-9	Acenaphthene	40	87.7	U
208-96-8	Acenaphthylene	40	87.7	U
120-12-7	Anthracene	40	87.7	U
56-55-3	Benz(a)anthracene	40	295	D
50-32-8	Benzo(a)pyrene	40	327	D
205-99-2	Benzo(b)fluoranthene	40	471	D
207-08-9	Benzo(k)fluoranthene	40	188	JD
191-24-2	Benzo(g,h,i)perylene	40	238	D
218-01-9	Chrysene	40	337	D
53-70-3	Dibenz(a,h)anthracene	40	87.7	U
206-44-0	Fluoranthene	40	520	D
86-73-7	Fluorene	40	87.7	U
193-39-5	Indeno(1,2,3-cd)pyrene	40	273	D
91-57-6	2-Methylnaphthalene	40	176	U
91-20-3	Naphthalene	40	176	U
85-01-8	Phenanthrene	40	253	D
129-00-0	Pyrene	40	495	D

SYSTEM MONITORING COMPOUND	ADDED (ug/kg dry)	CONC (ug/kg dry)	% REC	QC LIMITS	Q
Nitrobenzene-d5 (Surr)	550	210	38	37 - 122	D
2-Fluorobiphenyl (Surr)	550	322	59	44 - 115	D
p-Terphenyl-d14 (Surr)	550	423	77	54 - 127	D

INTERNAL STANDARD	AREA	RT	REF AREA	REF RT	Q
1,4-Dichlorobenzene-d4 (ISTD)	270523	6.756	253700	6.757	
Naphthalene-d8 (ISTD)	1043582	8.003	1036670	8.003	
Acenaphthene-d10 (ISTD)	486306	9.778	506392	9.784	
Phenanthrene-d10 (ISTD)	975894	11.292	1011726	11.298	
Chrysene-d12 (ISTD)	981051	15.202	987507	15.207	
Perylene-d12 (ISTD)	864204	18.721	865983	18.722	
Dibenz(a,h)anthracene-d14 (ISTD)	782229	21.112	767602	21.118	

* Values outside of QC limits

ORGANIC ANALYSIS DATA SHEET

EPA 8270D

T4-PDI2019-SC27-190524-01-03

Laboratory:	Apex Laboratories		SDG:	A9E0838	
Client:	Anchor QEA, LLC		Project:	Port of Portland - T4 - PDI	
Matrix:	Sediment	Laboratory ID:	A9E0838-02	File ID:	E06051906.D
Sampled:	05/24/19 14:45	Prepared:	06/05/19 11:06	Analyzed:	06/05/19 16:25
Solids:	51.80	Preparation:	EPA 3546	Initial/Final:	15.45 g / 2 mL
Batch:	9060602	Sequence:	9F05022	Calibration:	A9A3103	Instrument:	SV-GCMS5

CAS NO.	COMPOUND	DILUTION	CONC. (ug/kg dry)	Q
83-32-9	Acenaphthene	40	99.7	U
208-96-8	Acenaphthylene	40	99.7	U
120-12-7	Anthracene	40	99.7	U
56-55-3	Benz(a)anthracene	40	452	D
50-32-8	Benzo(a)pyrene	40	674	D
205-99-2	Benzo(b)fluoranthene	40	756	D
207-08-9	Benzo(k)fluoranthene	40	363	D
191-24-2	Benzo(g,h,i)perylene	40	438	D
218-01-9	Chrysene	40	562	D
53-70-3	Dibenz(a,h)anthracene	40	102	JD
206-44-0	Fluoranthene	40	695	D
86-73-7	Fluorene	40	99.7	U
193-39-5	Indeno(1,2,3-cd)pyrene	40	526	D
91-57-6	2-Methylnaphthalene	40	200	U
91-20-3	Naphthalene	40	200	U
85-01-8	Phenanthrene	40	310	D
129-00-0	Pyrene	40	676	D

SYSTEM MONITORING COMPOUND	ADDED (ug/kg dry)	CONC (ug/kg dry)	% REC	QC LIMITS	Q
Nitrobenzene-d5 (Surr)	625	203	33	37 - 122	D
2-Fluorobiphenyl (Surr)	625	246	39	44 - 115	D
p-Terphenyl-d14 (Surr)	625	363	58	54 - 127	D

INTERNAL STANDARD	AREA	RT	REF AREA	REF RT	Q
1,4-Dichlorobenzene-d4 (ISTD)	267145	6.757	253700	6.757	
Naphthalene-d8 (ISTD)	1035886	8.003	1036670	8.003	
Acenaphthene-d10 (ISTD)	525038	9.779	506392	9.784	
Phenanthrene-d10 (ISTD)	1015325	11.292	1011726	11.298	
Chrysene-d12 (ISTD)	969600	15.207	987507	15.207	
Perylene-d12 (ISTD)	856475	18.721	865983	18.722	
Dibenz(a,h)anthracene-d14 (ISTD)	766384	21.112	767602	21.118	

* Values outside of QC limits

ORGANIC ANALYSIS DATA SHEET

EPA 8270D

T4-PDI2019-SC27-190524-03-05

Laboratory:	Apex Laboratories		SDG:	A9E0838	
Client:	Anchor QEA, LLC		Project:	Port of Portland - T4 - PDI	
Matrix:	Sediment	Laboratory ID:	A9E0838-03	File ID:	E06051919.D
Sampled:	05/24/19 14:45	Prepared:	06/05/19 11:06	Analyzed:	06/06/19 00:25
Solids:	51.68	Preparation:	EPA 3546	Initial/Final:	15.79 g / 2 mL
Batch:	9060602	Sequence:	9F05022	Calibration:	A9A3103	Instrument:	SV-GCMS5

CAS NO.	COMPOUND	DILUTION	CONC. (ug/kg dry)	Q
83-32-9	Acenaphthene	40	199	D
208-96-8	Acenaphthylene	40	97.8	U
120-12-7	Anthracene	40	171	JD
56-55-3	Benz(a)anthracene	40	1310	D
50-32-8	Benzo(a)pyrene	40	1910	D
205-99-2	Benzo(b)fluoranthene	40	2330	D
207-08-9	Benzo(k)fluoranthene	40	951	D
191-24-2	Benzo(g,h,i)perylene	40	1260	D
218-01-9	Chrysene	40	1480	D
53-70-3	Dibenz(a,h)anthracene	40	267	D
206-44-0	Fluoranthene	40	1890	D
86-73-7	Fluorene	40	97.8	U
193-39-5	Indeno(1,2,3-cd)pyrene	40	1350	D
91-57-6	2-Methylnaphthalene	40	196	U
91-20-3	Naphthalene	40	196	U
85-01-8	Phenanthrene	40	854	D
129-00-0	Pyrene	40	1890	D

SYSTEM MONITORING COMPOUND	ADDED (ug/kg dry)	CONC (ug/kg dry)	% REC	QC LIMITS	Q
Nitrobenzene-d5 (Surr)	613	242	39	37 - 122	D
2-Fluorobiphenyl (Surr)	613	271	44	44 - 115	D
p-Terphenyl-d14 (Surr)	613	350	57	54 - 127	D

INTERNAL STANDARD	AREA	RT	REF AREA	REF RT	Q
1,4-Dichlorobenzene-d4 (ISTD)	258005	6.756	253700	6.757	
Naphthalene-d8 (ISTD)	1017704	8.003	1036670	8.003	
Acenaphthene-d10 (ISTD)	534197	9.778	506392	9.784	
Phenanthrene-d10 (ISTD)	1053908	11.292	1011726	11.298	
Chrysene-d12 (ISTD)	1006663	15.202	987507	15.207	
Perylene-d12 (ISTD)	887962	18.721	865983	18.722	
Dibenz(a,h)anthracene-d14 (ISTD)	823080	21.112	767602	21.118	

* Values outside of QC limits

ORGANIC ANALYSIS DATA SHEET

EPA 8270D

T4-PDI2019-SC27-190524-05-07

Laboratory:	Apex Laboratories		SDG:	A9E0838	
Client:	Anchor QEA, LLC		Project:	Port of Portland - T4 - PDI	
Matrix:	Sediment	Laboratory ID:	A9E0838-04RE1	File ID:	I06061915.D
Sampled:	05/24/19 14:45	Prepared:	06/05/19 11:06	Analyzed:	06/06/19 19:31
Solids:	56.06	Preparation:	EPA 3546	Initial/Final:	15.12 g / 2 mL
Batch:	9060602	Sequence:	9F06040	Calibration:	A9E1009
Instrument:	SV-GCMS9				

CAS NO.	COMPOUND	DILUTION	CONC. (ug/kg dry)	Q
83-32-9	Acenaphthene	10	73.7	D
208-96-8	Acenaphthylene	10	23.5	U
120-12-7	Anthracene	10	57.3	D
56-55-3	Benz(a)anthracene	10	366	D
50-32-8	Benzo(a)pyrene	10	461	D
205-99-2	Benzo(b)fluoranthene	10	634	D
207-08-9	Benzo(k)fluoranthene	10	187	D
191-24-2	Benzo(g,h,i)perylene	10	348	D
218-01-9	Chrysene	10	453	D
53-70-3	Dibenz(a,h)anthracene	10	77.3	D
206-44-0	Fluoranthene	10	664	D
86-73-7	Fluorene	10	53.8	D
193-39-5	Indeno(1,2,3-cd)pyrene	10	347	D
91-57-6	2-Methylnaphthalene	10	47.2	U
91-20-3	Naphthalene	10	47.2	U
85-01-8	Phenanthrene	10	355	D
129-00-0	Pyrene	10	586	D

SYSTEM MONITORING COMPOUND	ADDED (ug/kg dry)	CONC (ug/kg dry)	% REC	QC LIMITS	Q
Nitrobenzene-d5 (Surr)	590	283	48	37 - 122	
2-Fluorobiphenyl (Surr)	590	280	47	44 - 115	
p-Terphenyl-d14 (Surr)	590	371	63	54 - 127	

INTERNAL STANDARD	AREA	RT	REF AREA	REF RT	Q
1,4-Dichlorobenzene-d4 (ISTD)	113752	6.691	96971	6.681	
Naphthalene-d8 (ISTD)	479892	7.943	397749	7.932	
Acenaphthene-d10 (ISTD)	245630	9.713	198625	9.703	
Phenanthrene-d10 (ISTD)	435015	11.222	382580	11.211	
Chrysene-d12 (ISTD)	419440	15.051	368701	15.035	
Perylene-d12 (ISTD)	388561	18.533	349757	18.517	
Dibenz(a,h)anthracene-d14 (ISTD)	367158	20.919	347999	20.903	

* Values outside of QC limits

ORGANIC ANALYSIS DATA SHEET

EPA 8270D

FD-201905241300

Laboratory:	Apex Laboratories			SDG:	A9E0838
Client:	Anchor QEA, LLC			Project:	Port of Portland - T4 - PDI
Matrix:	Sediment	Laboratory ID:	A9E0838-13	File ID:	E06051921.D
Sampled:	05/24/19 00:00	Prepared:	06/05/19 11:06	Analyzed:	06/06/19 01:39
Solids:	52.59	Preparation:	EPA 3546	Initial/Final:	15.29 g / 2 mL
Batch:	9060602	Sequence:	9F05022	Calibration:	A9A3103
Instrument:	SV-GCMS5				

CAS NO.	COMPOUND	DILUTION	CONC. (ug/kg dry)	Q
83-32-9	Acenaphthene	40	394	D
208-96-8	Acenaphthylene	40	99.2	U
120-12-7	Anthracene	40	358	D
56-55-3	Benz(a)anthracene	40	2630	D
50-32-8	Benzo(a)pyrene	40	3880	D
205-99-2	Benzo(b)fluoranthene	40	4670	D
207-08-9	Benzo(k)fluoranthene	40	1860	D
191-24-2	Benzo(g,h,i)perylene	40	2420	D
218-01-9	Chrysene	40	2890	D
53-70-3	Dibenz(a,h)anthracene	40	512	D
206-44-0	Fluoranthene	40	3960	D
86-73-7	Fluorene	40	188	JD
193-39-5	Indeno(1,2,3-cd)pyrene	40	2580	D
91-57-6	2-Methylnaphthalene	40	199	U
91-20-3	Naphthalene	40	199	U
85-01-8	Phenanthrene	40	1800	D
129-00-0	Pyrene	40	3800	D

SYSTEM MONITORING COMPOUND	ADDED (ug/kg dry)	CONC (ug/kg dry)	% REC	QC LIMITS	Q
Nitrobenzene-d5 (Surr)	622	292	47	37 - 122	D
2-Fluorobiphenyl (Surr)	622	293	47	44 - 115	D
p-Terphenyl-d14 (Surr)	622	310	50	54 - 127	D

INTERNAL STANDARD	AREA	RT	REF AREA	REF RT	Q
1,4-Dichlorobenzene-d4 (ISTD)	255750	6.757	253700	6.757	
Naphthalene-d8 (ISTD)	992385	8.003	1036670	8.003	
Acenaphthene-d10 (ISTD)	478085	9.778	506392	9.784	
Phenanthrene-d10 (ISTD)	995701	11.292	1011726	11.298	
Chrysene-d12 (ISTD)	1010586	15.207	987507	15.207	
Perylene-d12 (ISTD)	877442	18.721	865983	18.722	
Dibenz(a,h)anthracene-d14 (ISTD)	809041	21.112	767602	21.118	

* Values outside of QC limits

ORGANIC ANALYSIS DATA SHEET

EPA 8270D

T4-PDI2019-SC30-190524-01-03

Laboratory: Apex Laboratories | SDG: A9E0838

Client: Anchor QEA, LLC | Project: Port of Portland - T4 - PDI

Matrix: Sediment | Laboratory ID: A9E0838-14 | File ID: E06061905.D

Sampled: 05/24/19 13:00 | Prepared: 06/05/19 11:06 | Analyzed: 06/06/19 10:51

Solids: 55.26 | Preparation: EPA 3546 | Initial/Final: 15.68 g / 2 mL

Batch: 9060602 | Sequence: 9F06012 | Calibration: A9A3103 | Instrument: SV-GCMS5

CAS NO.	COMPOUND	DILUTION	CONC. (ug/kg dry)	Q
83-32-9	Acenaphthene	40	200	D
208-96-8	Acenaphthylene	40	92.1	U
120-12-7	Anthracene	40	181	JD
56-55-3	Benz(a)anthracene	40	1400	D
50-32-8	Benzo(a)pyrene	40	2060	D
205-99-2	Benzo(b)fluoranthene	40	2570	D
207-08-9	Benzo(k)fluoranthene	40	1020	D
191-24-2	Benzo(g,h,i)perylene	40	1330	D
218-01-9	Chrysene	40	1650	D
53-70-3	Dibenz(a,h)anthracene	40	288	D
206-44-0	Fluoranthene	40	2030	D
86-73-7	Fluorene	40	92.1	U
193-39-5	Indeno(1,2,3-cd)pyrene	40	1470	D
91-57-6	2-Methylnaphthalene	40	185	U
91-20-3	Naphthalene	40	185	U
85-01-8	Phenanthrene	40	953	D
129-00-0	Pyrene	40	1980	D

SYSTEM MONITORING COMPOUND	ADDED (ug/kg dry)	CONC (ug/kg dry)	% REC	QC LIMITS	Q
Nitrobenzene-d5 (Surr)	577	254	44	37 - 122	D
2-Fluorobiphenyl (Surr)	577	318	55	44 - 115	D
p-Terphenyl-d14 (Surr)	577	377	65	54 - 127	D

INTERNAL STANDARD	AREA	RT	REF AREA	REF RT	Q
1,4-Dichlorobenzene-d4 (ISTD)	241166	6.757	266699	6.751	
Naphthalene-d8 (ISTD)	977897	8.003	1087220	8.003	
Acenaphthene-d10 (ISTD)	506339	9.779	537983	9.779	
Phenanthrene-d10 (ISTD)	1039624	11.292	965039	11.292	
Chrysene-d12 (ISTD)	991827	15.207	895086	15.207	
Perylene-d12 (ISTD)	865665	18.721	785434	18.722	
Dibenz(a,h)anthracene-d14 (ISTD)	785055	21.112	712291	21.118	

* Values outside of QC limits

ORGANIC ANALYSIS DATA SHEET

EPA 8270D

T4-PDI2019-SC30-190524-03-05

Laboratory:	Apex Laboratories		SDG:	A9E0838	
Client:	Anchor QEA, LLC		Project:	Port of Portland - T4 - PDI	
Matrix:	Sediment	Laboratory ID:	A9E0838-15	File ID:	E06051907.D
Sampled:	05/24/19 13:00	Prepared:	06/05/19 11:06	Analyzed:	06/05/19 17:01
Solids:	59.15	Preparation:	EPA 3546	Initial/Final:	15.32 g / 2 mL
Batch:	9060602	Sequence:	9F05022	Calibration:	A9A3103	Instrument:	SV-GCMS5

CAS NO.	COMPOUND	DILUTION	CONC. (ug/kg dry)	Q
83-32-9	Acenaphthene	40	92.1	JD
208-96-8	Acenaphthylene	40	88.1	U
120-12-7	Anthracene	40	88.1	U
56-55-3	Benz(a)anthracene	40	475	D
50-32-8	Benzo(a)pyrene	40	614	D
205-99-2	Benzo(b)fluoranthene	40	803	D
207-08-9	Benzo(k)fluoranthene	40	321	D
191-24-2	Benzo(g,h,i)perylene	40	386	D
218-01-9	Chrysene	40	572	D
53-70-3	Dibenz(a,h)anthracene	40	99.2	JD
206-44-0	Fluoranthene	40	792	D
86-73-7	Fluorene	40	88.1	U
193-39-5	Indeno(1,2,3-cd)pyrene	40	452	D
91-57-6	2-Methylnaphthalene	40	177	U
91-20-3	Naphthalene	40	177	U
85-01-8	Phenanthrene	40	404	D
129-00-0	Pyrene	40	751	D

SYSTEM MONITORING COMPOUND	ADDED (ug/kg dry)	CONC (ug/kg dry)	% REC	QC LIMITS	Q
Nitrobenzene-d5 (Surr)	552	220	40	37 - 122	D
2-Fluorobiphenyl (Surr)	552	202	37	44 - 115	D
p-Terphenyl-d14 (Surr)	552	278	50	54 - 127	D

INTERNAL STANDARD	AREA	RT	REF AREA	REF RT	Q
1,4-Dichlorobenzene-d4 (ISTD)	275236	6.762	253700	6.757	
Naphthalene-d8 (ISTD)	1074496	8.003	1036670	8.003	
Acenaphthene-d10 (ISTD)	533379	9.778	506392	9.784	
Phenanthrene-d10 (ISTD)	1025499	11.292	1011726	11.298	
Chrysene-d12 (ISTD)	997016	15.207	987507	15.207	
Perylene-d12 (ISTD)	889936	18.721	865983	18.722	

* Values outside of QC limits

ORGANIC ANALYSIS DATA SHEET

EPA 8270D

T4-PDI2019-SC30-190524-05-07

Laboratory:	Apex Laboratories		SDG:	A9E0838	
Client:	Anchor QEA, LLC		Project:	Port of Portland - T4 - PDI	
Matrix:	Sediment	Laboratory ID:	A9E0838-16RE1	File ID:	E06061918.D
Sampled:	05/24/19 13:00	Prepared:	06/05/19 11:06	Analyzed:	06/06/19 18:51
Solids:	66.68	Preparation:	EPA 3546	Initial/Final:	15.65 g / 2 mL
Batch:	9060602	Sequence:	9F06012	Calibration:	A9A3103
Instrument:	SV-GCMS5				

CAS NO.	COMPOUND	DILUTION	CONC. (ug/kg dry)	Q
83-32-9	Acenaphthene	10	52.0	D
208-96-8	Acenaphthylene	10	19.1	U
120-12-7	Anthracene	10	20.4	JD
56-55-3	Benz(a)anthracene	10	86.2	D
50-32-8	Benzo(a)pyrene	10	123	D
205-99-2	Benzo(b)fluoranthene	10	115	D
207-08-9	Benzo(k)fluoranthene	10	48.2	JD
191-24-2	Benzo(g,h,i)perylene	10	101	D
218-01-9	Chrysene	10	98.6	D
53-70-3	Dibenz(a,h)anthracene	10	19.1	U
206-44-0	Fluoranthene	10	243	D
86-73-7	Fluorene	10	26.4	JD
193-39-5	Indeno(1,2,3-cd)pyrene	10	88.6	D
91-57-6	2-Methylnaphthalene	10	38.4	U
91-20-3	Naphthalene	10	48.9	JD
85-01-8	Phenanthrene	10	313	D
129-00-0	Pyrene	10	311	D

SYSTEM MONITORING COMPOUND	ADDED (ug/kg dry)	CONC (ug/kg dry)	% REC	QC LIMITS	Q
Nitrobenzene-d5 (Surr)	479	229	48	37 - 122	
2-Fluorobiphenyl (Surr)	479	249	52	44 - 115	
p-Terphenyl-d14 (Surr)	479	287	60	54 - 127	

INTERNAL STANDARD	AREA	RT	REF AREA	REF RT	Q
1,4-Dichlorobenzene-d4 (ISTD)	301807	6.762	266699	6.751	
Naphthalene-d8 (ISTD)	1211546	8.003	1087220	8.003	
Acenaphthene-d10 (ISTD)	534100	9.778	537983	9.779	
Phenanthrene-d10 (ISTD)	1057946	11.292	965039	11.292	
Chrysene-d12 (ISTD)	1144662	15.207	895086	15.207	
Perylene-d12 (ISTD)	1023067	18.727	785434	18.722	
Dibenz(a,h)anthracene-d14 (ISTD)	925062	21.117	712291	21.118	

* Values outside of QC limits

PREPARATION BATCH SUMMARY

EPA 8270D

Laboratory: Apex Laboratories SDG: A9E0838

Client: Anchor QEA, LLC Project: Port of Portland - T4 - PDI

Batch: 9060602 Batch Matrix: Sediment Preparation: EPA 3546

SAMPLE NAME	LAB SAMPLE ID	LAB FILE ID	DATE PREPARED	OBSERVATIONS
Blank	9060602-BLK1	J06051912.D	06/05/19 11:06	
LCS	9060602-BS1	J06051913.D	06/05/19 11:06	
T4-PDI2019-SC27-190524-01-03 (M	9060602-MS2	E06051909.D	06/05/19 11:06	
T4-PDI2019-SC30-190524-03-05 (M	9060602-MS3	E06051911.D	06/05/19 11:06	
T4-PDI2019-SC27-190524-01-03 (M	9060602-MSD2	E06051910.D	06/05/19 11:06	
T4-PDI2019-SC30-190524-03-05 (M	9060602-MSD3	E06051912.D	06/05/19 11:06	
FD-201905241445	A9E0838-01	E06051918.D	06/05/19 11:06	
T4-PDI2019-SC27-190524-01-03	A9E0838-02	E06051906.D	06/05/19 11:06	
T4-PDI2019-SC27-190524-03-05	A9E0838-03	E06051919.D	06/05/19 11:06	
T4-PDI2019-SC27-190524-05-07	A9E0838-04RE1	I06061915.D	06/05/19 11:06	
FD-201905241300	A9E0838-13	E06051921.D	06/05/19 11:06	
T4-PDI2019-SC30-190524-01-03	A9E0838-14	E06061905.D	06/05/19 11:06	
T4-PDI2019-SC30-190524-03-05	A9E0838-15	E06051907.D	06/05/19 11:06	
T4-PDI2019-SC30-190524-05-07	A9E0838-16RE1	E06061918.D	06/05/19 11:06	

Note: Client samples are listed only if they are included in this report.
Duplicates and Matrix Spike/Duplicates QC Samples are only listed if sourced from a sample included in this report.

METHOD BLANK DATA SHEET
EPA 8270D

Laboratory:	Apex Laboratories			SDG:	A9E0838
Client:	Anchor QEA, LLC			Project:	Port of Portland - T4 - PDI
Matrix:	Sediment	Laboratory ID:	9060602-BLK1	File ID:	J06051912.D
Prepared:	06/05/19 11:06	Preparation:	EPA 3546	Initial/Final:	16 g / 2 mL
Analyzed:	06/05/19 14:34	Instrument:	SV-GCMS10		
Batch:	9060602	Sequence:	9F05024	Calibration:	A9D1505

CAS NO.	COMPOUND	CONC. (ug/kg wet)	Q
83-32-9	Acenaphthene	1.25	U
208-96-8	Acenaphthylene	1.25	U
120-12-7	Anthracene	1.25	U
56-55-3	Benz(a)anthracene	1.25	U
50-32-8	Benzo(a)pyrene	1.87	U
205-99-2	Benzo(b)fluoranthene	1.87	U
207-08-9	Benzo(k)fluoranthene	1.87	U
191-24-2	Benzo(g,h,i)perylene	1.25	U
218-01-9	Chrysene	1.25	U
53-70-3	Dibenz(a,h)anthracene	1.25	U
206-44-0	Fluoranthene	1.25	U
86-73-7	Fluorene	1.25	U
193-39-5	Indeno(1,2,3-cd)pyrene	1.25	U
90-12-0	1-Methylnaphthalene	2.50	U
91-57-6	2-Methylnaphthalene	2.50	U
91-20-3	Naphthalene	2.50	U
85-01-8	Phenanthrene	1.25	U
129-00-0	Pyrene	1.25	U

SYSTEM MONITORING COMPOUND	ADDED (ug/kg wet)	CONC (ug/kg wet)	% REC	QC LIMITS	Q
Nitrobenzene-d5 (Surr)	312	293	94	37 - 122	
2-Fluorobiphenyl (Surr)	312	238	76	44 - 115	
Phenol-d6 (Surr)	312	284	91	33 - 122	
p-Terphenyl-d14 (Surr)	312	300	96	54 - 127	
2-Fluorophenol (Surr)	312	233	75	35 - 115	
2,4,6-Tribromophenol (Surr)	312	223	72	39 - 132	

INTERNAL STANDARD	AREA	RT	REF AREA	REF RT	Q
1,4-Dichlorobenzene-d4 (ISTD)	167873	6.803	206400	6.798	
Naphthalene-d8 (ISTD)	905272	8.076	844504	8.071	
Acenaphthene-d10 (ISTD)	434527	9.857	383862	9.857	
Phenanthrene-d10 (ISTD)	701002	11.371	643192	11.371	
Chrysene-d12 (ISTD)	569762	15.34	517740	15.339	
Perylene-d12 (ISTD)	474522	18.859	447263	18.859	

METHOD BLANK DATA SHEET

EPA 8270D

Laboratory:	Apex Laboratories			SDG:	A9E0838
Client:	Anchor QEA, LLC			Project:	Port of Portland - T4 - PDI
Matrix:	Sediment	Laboratory ID:	9060602-BLK1	File ID:	J06051912.D
Prepared:	06/05/19 11:06	Preparation:	EPA 3546	Initial/Final:	16 g / 2 mL
Analyzed:	06/05/19 14:34	Instrument:	SV-GCMS10		
Batch:	9060602	Sequence:	9F05024	Calibration:	A9D1505

INTERNAL STANDARD	AREA	RT	REF AREA	REF RT	Q
Dibenz(a,h)anthracene-d14 (ISTD)	421107	21.25	403143	21.25	

LCS / LCS DUPLICATE RECOVERY

EPA 8270D

Laboratory:	Apex Laboratories	SDG:	A9E0838
Client:	Anchor QEA, LLC	Project:	Port of Portland - T4 - PDI
Matrix:	Sediment		
Batch:	9060602	Laboratory ID:	9060602-BS1
Preparation:	EPA 3546	Initial/Final:	15 g / 2 mL

COMPOUND	SPIKE ADDED (ug/kg wet)	LCS CONCENTRATION (ug/kg wet)	LCS % REC. (*=Out)	QC LIMITS REC.
Acenaphthene	533	445	83	40 - 122
Acenaphthylene	533	460	86	32 - 132
Anthracene	533	482	90	47 - 123
Benz(a)anthracene	533	526	99	49 - 126
Benzo(a)pyrene	533	540	101	45 - 129
Benzo(b)fluoranthene	533	534	100	45 - 132
Benzo(k)fluoranthene	533	533	100	47 - 132
Benzo(g,h,i)perylene	533	471	88	43 - 134
Chrysene	533	518	97	50 - 124
Dibenz(a,h)anthracene	533	524	98	45 - 134
Fluoranthene	533	503	94	50 - 127
Fluorene	533	454	85	43 - 125
Indeno(1,2,3-cd)pyrene	533	458	86	45 - 133
1-Methylnaphthalene	533	428	80	40 - 120
2-Methylnaphthalene	533	439	82	38 - 122
Naphthalene	533	430	81	35 - 123
Phenanthrene	533	469	88	50 - 121
Pyrene	533	497	93	47 - 127

* = Values outside of QC limits

MATRIX SPIKE / MATRIX SPIKE DUPLICATE RECOVERY

EPA 8270D

T4-PDI2019-SC27-190524-01-03

Laboratory:	Apex Laboratories	SDG:	A9E0838
Client:	Anchor QEA, LLC	Project:	Port of Portland - T4 - PDI
Matrix:	Sediment		
Batch:	9060602	Laboratory ID:	9060602-MS2
Preparation:	EPA 3546	Initial/Final:	15.63 g / 2 mL

Source Sample Name: T4-PDI2019-SC27-190524-01-03

COMPOUND	SPIKE ADDED (ug/kg dry)	SAMPLE CONCENTRATION (ug/kg dry)	MS CONCENTRATION (ug/kg dry)	MS % REC. (*=Out)	QC LIMITS REC.
Acenaphthene	988	ND	618	63	40 - 122
Acenaphthylene	988	ND	531	54	32 - 132
Anthracene	988	ND	734	74	47 - 123
Benz(a)anthracene	988	452	1090	64	49 - 126
Benzo(a)pyrene	988	674	1220	56	45 - 129
Benzo(b)fluoranthene	988	756	1330	58	45 - 132
Benzo(k)fluoranthene	988	363	1070	72	47 - 132
Benzo(g,h,i)perylene	988	438	1060	63	43 - 134
Chrysene	988	562	1170	61	50 - 124
Dibenz(a,h)anthracene	988	102	839	75	45 - 134
Fluoranthene	988	695	1290	60	50 - 127
Fluorene	988	ND	658	67	43 - 125
Indeno(1,2,3-cd)pyrene	988	526	1150	63	45 - 133
2-Methylnaphthalene	988	ND	535	54	38 - 122
Naphthalene	988	ND	541	55	35 - 123
Phenanthrene	988	310	1010	71	50 - 121
Pyrene	988	676	1300	63	47 - 127

MATRIX SPIKE / MATRIX SPIKE DUPLICATE RECOVERY

EPA 8270D

T4-PDI2019-SC27-190524-01-03

Laboratory:	Apex Laboratories	SDG:	A9E0838
Client:	Anchor QEA, LLC	Project:	Port of Portland - T4 - PDI
Matrix:	Sediment		
Batch:	9060602	Laboratory ID:	9060602-MSD2
Preparation:	EPA 3546	Initial/Final:	15.65 g / 2 mL

Source Sample Name: T4-PDI2019-SC27-190524-01-03

COMPOUND	SPIKE ADDED (ug/kg dry)	MSD CONCENTRATION (ug/kg dry)	MSD % RECOVERY	% RPD	QC LIMITS RPD	QC LIMITS REC.
Acenaphthene	987	725	74	16	30	40 - 122
Acenaphthylene	987	566	57	6	30	32 - 132
Anthracene	987	839	85	13	30	47 - 123
Benz(a)anthracene	987	1710	128 *	45 *	30	49 - 126
Benzo(a)pyrene	987	2250	160 *	59 *	30	45 - 129
Benzo(b)fluoranthene	987	2690	197 *	68 *	30	45 - 132
Benzo(k)fluoranthene	987	1570	123	38 *	30	47 - 132
Benzo(g,h,i)perylene	987	1710	129	47 *	30	43 - 134
Chrysene	987	1930	139 *	49 *	30	50 - 124
Dibenz(a,h)anthracene	987	979	89	15	30	45 - 134
Fluoranthene	987	2320	164 *	57 *	30	50 - 127
Fluorene	987	701	71	6	30	43 - 125
Indeno(1,2,3-cd)pyrene	987	1740	123	41 *	30	45 - 133
2-Methylnaphthalene	987	561	57	5	30	38 - 122
Naphthalene	987	553	56	2	30	35 - 123
Phenanthrene	987	1410	112	33 *	30	50 - 121
Pyrene	987	2330	168 *	57 *	30	47 - 127

MATRIX SPIKE / MATRIX SPIKE DUPLICATE RECOVERY

EPA 8270D

T4-PDI2019-SC30-190524-03-05

Laboratory:	Apex Laboratories	SDG:	A9E0838
Client:	Anchor QEA, LLC	Project:	Port of Portland - T4 - PDI
Matrix:	Sediment		
Batch:	9060602	Laboratory ID:	9060602-MS3
Preparation:	EPA 3546	Initial/Final:	15.43 g / 2 mL

Source Sample Name: T4-PDI2019-SC30-190524-03-05

COMPOUND	SPIKE ADDED (ug/kg dry)	SAMPLE CONCENTRATION (ug/kg dry)	MS CONCENTRATION (ug/kg dry)	MS % REC. (*=Out)	QC LIMITS REC.
Acenaphthene	877	92.1	761	76	40 - 122
Acenaphthylene	877	ND	573	65	32 - 132
Anthracene	877	ND	726	83	47 - 123
Benz(a)anthracene	877	475	1320	96	49 - 126
Benzo(a)pyrene	877	614	1550	107	45 - 129
Benzo(b)fluoranthene	877	803	1700	102	45 - 132
Benzo(k)fluoranthene	877	321	1150	94	47 - 132
Benzo(g,h,i)perylene	877	386	1170	90	43 - 134
Chrysene	877	572	1400	94	50 - 124
Dibenz(a,h)anthracene	877	99.2	743	73	45 - 134
Fluoranthene	877	792	1660	99	50 - 127
Fluorene	877	ND	668	76	43 - 125
Indeno(1,2,3-cd)pyrene	877	452	1230	89	45 - 133
2-Methylnaphthalene	877	ND	562	64	38 - 122
Naphthalene	877	ND	560	64	35 - 123
Phenanthrene	877	404	1250	97	50 - 121
Pyrene	877	751	1640	102	47 - 127

MATRIX SPIKE / MATRIX SPIKE DUPLICATE RECOVERY

EPA 8270D

T4-PDI2019-SC30-190524-03-05

Laboratory:	Apex Laboratories	SDG:	A9E0838
Client:	Anchor QEA, LLC	Project:	Port of Portland - T4 - PDI
Matrix:	Sediment		
Batch:	9060602	Laboratory ID:	9060602-MSD3
Preparation:	EPA 3546	Initial/Final:	15.42 g / 2 mL

Source Sample Name: T4-PDI2019-SC30-190524-03-05

COMPOUND	SPIKE ADDED (ug/kg dry)	MSD CONCENTRATION (ug/kg dry)	MSD % RECOVERY	% RPD	QC LIMITS RPD	QC LIMITS REC.
Acenaphthene	877	655	64	15	30	40 - 122
Acenaphthylene	877	528	60	8	30	32 - 132
Anthracene	877	700	80	4	30	47 - 123
Benz(a)anthracene	877	1140	76	15	30	49 - 126
Benzo(a)pyrene	877	1300	78	18	30	45 - 129
Benzo(b)fluoranthene	877	1460	75	15	30	45 - 132
Benzo(k)fluoranthene	877	1100	89	4	30	47 - 132
Benzo(g,h,i)perylene	877	1070	78	9	30	43 - 134
Chrysene	877	1210	73	14	30	50 - 124
Dibenz(a,h)anthracene	877	741	73	0.3	30	45 - 134
Fluoranthene	877	1400	69	17	30	50 - 127
Fluorene	877	678	77	2	30	43 - 125
Indeno(1,2,3-cd)pyrene	877	1060	69	15	30	45 - 133
2-Methylnaphthalene	877	478	55	16	30	38 - 122
Naphthalene	877	462	53	19	30	35 - 123
Phenanthrene	877	1090	78	14	30	50 - 121
Pyrene	877	1360	70	19	30	47 - 127

ANALYSIS BATCH (SEQUENCE) SUMMARY

EPA 8270D

Laboratory:	Apex Laboratories	SDG:	A9E0838
Client:	Anchor QEA, LLC	Project:	Port of Portland - T4 - PDI
Sequence:	9A30046	Instrument:	SV-GCMS5
Matrix:	Sediment	Calibration:	A9A3103

Sample Name	Lab Sample ID	Lab File ID	Analysis Date/Time
MS Tune	9A30046-TUN2	E01301912.D	01/30/19 17:18
Initial Cal Blank	9A30046-ICB1	E01301913.D	01/30/19 18:24
Cal Standard	9A30046-CAL1	E01301914.D	01/30/19 19:00
Cal Standard	9A30046-CAL2	E01301915.D	01/30/19 19:37
Cal Standard	9A30046-CAL3	E01301916.D	01/30/19 20:13
Cal Standard	9A30046-CAL4	E01301917.D	01/30/19 20:50
Cal Standard	9A30046-CAL5	E01301918.D	01/30/19 21:26
Cal Standard	9A30046-CAL6	E01301919.D	01/30/19 22:02
Cal Standard	9A30046-CAL7	E01301920.D	01/30/19 22:39
Cal Standard	9A30046-CAL8	E01301921.D	01/30/19 23:15
Cal Standard	9A30046-CAL9	E01301922.D	01/30/19 23:51
Cal Standard	9A30046-CALA	E01301923.D	01/31/19 00:28
Initial Cal Check	9A30046-ICV1	E01301925.D	01/31/19 01:40

Note: Client samples are listed only if they are included in this report.
Duplicates and Matrix Spike/Duplicates QC Samples are only listed if sourced from a sample included in this report.

ANALYSIS BATCH (SEQUENCE) SUMMARY

EPA 8270D

Laboratory:	Apex Laboratories	SDG:	A9E0838
Client:	Anchor QEA, LLC	Project:	Port of Portland - T4 - PDI
Sequence:	9D12042	Instrument:	SV-GCMS10
Matrix:	Sediment	Calibration:	A9D1505

Sample Name	Lab Sample ID	Lab File ID	Analysis Date/Time
MS Tune	9D12042-TUN2	J04121913.D	04/12/19 17:47
Initial Cal Blank	9D12042-ICB1	J04121914.D	04/12/19 18:15
Cal Standard	9D12042-CAL1	J04121915.D	04/12/19 18:51
Cal Standard	9D12042-CAL2	J04121916.D	04/12/19 19:27
Cal Standard	9D12042-CAL3	J04121917.D	04/12/19 20:03
Cal Standard	9D12042-CAL4	J04121918.D	04/12/19 20:39
Cal Standard	9D12042-CAL5	J04121919.D	04/12/19 21:16
Cal Standard	9D12042-CAL6	J04121920.D	04/12/19 21:52
Cal Standard	9D12042-CAL7	J04121921.D	04/12/19 22:28
Cal Standard	9D12042-CAL8	J04121922.D	04/12/19 23:04
Cal Standard	9D12042-CAL9	J04121923.D	04/12/19 23:40
Cal Standard	9D12042-CALA	J04121924.D	04/13/19 00:15
Initial Cal Check	9D12042-ICV1	J04121926.D	04/13/19 01:26

Note: Client samples are listed only if they are included in this report.
Duplicates and Matrix Spike/Duplicates QC Samples are only listed if sourced from a sample included in this report.

ANALYSIS BATCH (SEQUENCE) SUMMARY

EPA 8270D

Laboratory:	Apex Laboratories	SDG:	A9E0838
Client:	Anchor QEA, LLC	Project:	Port of Portland - T4 - PDI
Sequence:	9E08056	Instrument:	SV-GCMS9
Matrix:	Sediment	Calibration:	A9E1009

Sample Name	Lab Sample ID	Lab File ID	Analysis Date/Time
MS Tune	9E08056-TUN1	I05081917.D	05/08/19 19:08
Initial Cal Blank	9E08056-ICB1	I05081918.D	05/08/19 19:35
Cal Standard	9E08056-CAL1	I05081919.D	05/08/19 20:12
Cal Standard	9E08056-CAL2	I05081920.D	05/08/19 20:48
Cal Standard	9E08056-CAL3	I05081921.D	05/08/19 21:25
Cal Standard	9E08056-CAL4	I05081922.D	05/08/19 22:01
Cal Standard	9E08056-CAL5	I05081923.D	05/08/19 22:38
Cal Standard	9E08056-CAL6	I05081924.D	05/08/19 23:14
Cal Standard	9E08056-CAL7	I05081925.D	05/08/19 23:50
Cal Standard	9E08056-CAL8	I05081926.D	05/09/19 00:26
Cal Standard	9E08056-CAL9	I05081927.D	05/09/19 01:01
Cal Standard	9E08056-CALA	I05081928.D	05/09/19 01:37
Initial Cal Check	9E08056-ICV1	I05081930.D	05/09/19 02:48

Note: Client samples are listed only if they are included in this report.
Duplicates and Matrix Spike/Duplicates QC Samples are only listed if sourced from a sample included in this report.

ANALYSIS BATCH (SEQUENCE) SUMMARY

EPA 8270D

Laboratory:	Apex Laboratories	SDG:	A9E0838
Client:	Anchor QEA, LLC	Project:	Port of Portland - T4 - PDI
Sequence:	9F05022	Instrument:	SV-GCMS5
Matrix:	Sediment	Calibration:	A9A3103

Sample Name	Lab Sample ID	Lab File ID	Analysis Date/Time
MS Tune	9F05022-TUN1	E06051901.D	06/05/19 13:28
Calibration Check	9F05022-CCV1	E06051903.D	06/05/19 14:34
Calibration Blank	9F05022-CCB1	E06051904.D	06/05/19 15:11
T4-PDI2019-SC27-190524-01-03	A9E0838-02	E06051906.D	06/05/19 16:25
T4-PDI2019-SC30-190524-03-05	A9E0838-15	E06051907.D	06/05/19 17:01
T4-PDI2019-SC27-190524-01-03 (M	9060602-MS2	E06051909.D	06/05/19 18:15
T4-PDI2019-SC27-190524-01-03 (M	9060602-MSD2	E06051910.D	06/05/19 18:52
T4-PDI2019-SC30-190524-03-05 (M	9060602-MS3	E06051911.D	06/05/19 19:29
T4-PDI2019-SC30-190524-03-05 (M	9060602-MSD3	E06051912.D	06/05/19 20:07
FD-201905241445	A9E0838-01	E06051918.D	06/05/19 23:48
T4-PDI2019-SC27-190524-03-05	A9E0838-03	E06051919.D	06/06/19 00:25
FD-201905241300	A9E0838-13	E06051921.D	06/06/19 01:39

Note: Client samples are listed only if they are included in this report.
Duplicates and Matrix Spike/Duplicates QC Samples are only listed if sourced from a sample included in this report.

ANALYSIS BATCH (SEQUENCE) SUMMARY

EPA 8270D

Laboratory:	Apex Laboratories	SDG:	A9E0838
Client:	Anchor QEA, LLC	Project:	Port of Portland - T4 - PDI
Sequence:	9F05024	Instrument:	SV-GCMS10
Matrix:	Sediment	Calibration:	A9D1505

Sample Name	Lab Sample ID	Lab File ID	Analysis Date/Time
MS Tune	9F05024-TUN1	J06051901.D	06/05/19 08:03
Calibration Check	9F05024-CCV1	J06051902.D	06/05/19 08:31
Calibration Blank	9F05024-CCB1	J06051904.D	06/05/19 09:43
Blank	9060602-BLK1	J06051912.D	06/05/19 14:34
LCS	9060602-BS1	J06051913.D	06/05/19 15:11

Note: Client samples are listed only if they are included in this report.
Duplicates and Matrix Spike/Duplicates QC Samples are only listed if sourced from a sample included in this report.

ANALYSIS BATCH (SEQUENCE) SUMMARY

EPA 8270D

Laboratory:	Apex Laboratories	SDG:	A9E0838
Client:	Anchor QEA, LLC	Project:	Port of Portland - T4 - PDI
Sequence:	9F06012	Instrument:	SV-GCMS5
Matrix:	Sediment	Calibration:	A9A3103

Sample Name	Lab Sample ID	Lab File ID	Analysis Date/Time
MS Tune	9F06012-TUN1	E06061901.D	06/06/19 08:30
Calibration Check	9F06012-CCV1	E06061903.D	06/06/19 09:37
Calibration Blank	9F06012-CCB1	E06061904.D	06/06/19 10:14
T4-PDI2019-SC30-190524-01-03	A9E0838-14	E06061905.D	06/06/19 10:51
T4-PDI2019-SC30-190524-05-07	A9E0838-16RE1	E06061918.D	06/06/19 18:51

Note: Client samples are listed only if they are included in this report.
Duplicates and Matrix Spike/Duplicates QC Samples are only listed if sourced from a sample included in this report.

ANALYSIS BATCH (SEQUENCE) SUMMARY

EPA 8270D

Laboratory:	Apex Laboratories	SDG:	A9E0838
Client:	Anchor QEA, LLC	Project:	Port of Portland - T4 - PDI
Sequence:	9F06040	Instrument:	SV-GCMS9
Matrix:	Sediment	Calibration:	A9E1009

Sample Name	Lab Sample ID	Lab File ID	Analysis Date/Time
MS Tune	9F06040-TUN1	I06061907.D	06/06/19 14:54
Calibration Check	9F06040-CCV1	I06061908.D	06/06/19 15:21
Calibration Blank	9F06040-CCB1	I06061909.D	06/06/19 15:57
T4-PDI2019-SC27-190524-05-07	A9E0838-04RE1	I06061915.D	06/06/19 19:31

Note: Client samples are listed only if they are included in this report.
Duplicates and Matrix Spike/Duplicates QC Samples are only listed if sourced from a sample included in this report.

MASS SPECTROMETER INSTRUMENT PERFORMANCE CHECK

EPA 8270D

Laboratory:	Apex Laboratories	SDG:	A9E0838
Client:	Anchor QEA, LLC	Project:	Port of Portland - T4 - PDI
Lab File ID:	E01301912.D	Injection Date:	01/30/19
Instrument ID:	SV-GCMS5	Injection Time:	17:18
Sequence:	9A30046	Lab Sample ID:	9A30046-TUN2

m/z	ION ABUNDANCE CRITERIA	% RELATIVE ABUNDANCE	
m/z 51	10 - 80% of m/z 198	36.78	PASS
m/z 68	Less than 2% of m/z 69	1.15	PASS
m/z 69	Less than 100% of m/z 198	40.75	PASS
m/z 70	Less than 2% of m/z 69	0.51	PASS
m/z 127	10 - 80% of m/z 198	50.85	PASS
m/z 197	Less than 2% of m/z 198	0.00	PASS
m/z 198	Base peak, 100% relative abundance	100.00	PASS
m/z 199	5 - 9% of m/z 198	6.83	PASS
m/z 275	10 - 60% of m/z 198	25.85	PASS
m/z 365	1 - 100% of m/z 198	2.92	PASS
m/z 441	Less than 24% of m/z 442	15.56	PASS
m/z 442	50 - 200% of m/z 198	93.97	PASS
m/z 443	15 - 24% of m/z 442	19.37	PASS

MASS SPECTROMETER INSTRUMENT PERFORMANCE CHECK

EPA 8270D

Laboratory:	Apex Laboratories	SDG:	A9E0838
Client:	Anchor QEA, LLC	Project:	Port of Portland - T4 - PDI
Lab File ID:	J04121913.D	Injection Date:	04/12/19
Instrument ID:	SV-GCMS10	Injection Time:	17:47
Sequence:	9D12042	Lab Sample ID:	9D12042-TUN2

m/z	ION ABUNDANCE CRITERIA	% RELATIVE ABUNDANCE	
m/z 51	10 - 80% of m/z 198	29.89	PASS
m/z 68	Less than 2% of m/z 69	1.40	PASS
m/z 69	Less than 100% of m/z 198	34.77	PASS
m/z 70	Less than 2% of m/z 69	0.51	PASS
m/z 127	10 - 80% of m/z 198	53.48	PASS
m/z 197	Less than 2% of m/z 198	0.34	PASS
m/z 198	Base peak, 100% relative abundance	100.00	PASS
m/z 199	5 - 9% of m/z 198	6.90	PASS
m/z 275	10 - 60% of m/z 198	26.49	PASS
m/z 365	1 - 100% of m/z 198	3.44	PASS
m/z 441	Less than 24% of m/z 442	14.91	PASS
m/z 442	50 - 200% of m/z 198	97.22	PASS
m/z 443	15 - 24% of m/z 442	20.19	PASS

MASS SPECTROMETER INSTRUMENT PERFORMANCE CHECK

EPA 8270D

Laboratory:	Apex Laboratories	SDG:	A9E0838
Client:	Anchor QEA, LLC	Project:	Port of Portland - T4 - PDI
Lab File ID:	I05081917.D	Injection Date:	05/08/19
Instrument ID:	SV-GCMS9	Injection Time:	19:08
Sequence:	9E08056	Lab Sample ID:	9E08056-TUN1

m/z	ION ABUNDANCE CRITERIA	% RELATIVE ABUNDANCE	
m/z 51	10 - 80% of m/z 198	39.07	PASS
m/z 68	Less than 2% of m/z 69	0.00	PASS
m/z 69	Less than 100% of m/z 198	43.46	PASS
m/z 70	Less than 2% of m/z 69	0.47	PASS
m/z 127	10 - 80% of m/z 198	52.48	PASS
m/z 197	Less than 2% of m/z 198	0.00	PASS
m/z 198	Base peak, 100% relative abundance	100.00	PASS
m/z 199	5 - 9% of m/z 198	7.11	PASS
m/z 275	10 - 60% of m/z 198	26.98	PASS
m/z 365	1 - 100% of m/z 198	2.92	PASS
m/z 441	Less than 24% of m/z 442	8.73	PASS
m/z 442	50 - 200% of m/z 198	91.72	PASS
m/z 443	15 - 24% of m/z 442	20.20	PASS

MASS SPECTROMETER INSTRUMENT PERFORMANCE CHECK

EPA 8270D

Laboratory:	Apex Laboratories	SDG:	A9E0838
Client:	Anchor QEA, LLC	Project:	Port of Portland - T4 - PDI
Lab File ID:	E06051901.D	Injection Date:	06/05/19
Instrument ID:	SV-GCMS5	Injection Time:	13:28
Sequence:	9F05022	Lab Sample ID:	9F05022-TUN1

m/z	ION ABUNDANCE CRITERIA	% RELATIVE ABUNDANCE	
m/z 51	10 - 80% of m/z 198	48.85	PASS
m/z 68	Less than 2% of m/z 69	0.00	PASS
m/z 69	Less than 100% of m/z 198	51.49	PASS
m/z 70	Less than 2% of m/z 69	0.48	PASS
m/z 127	10 - 80% of m/z 198	55.91	PASS
m/z 197	Less than 2% of m/z 198	0.00	PASS
m/z 198	Base peak, 100% relative abundance	100.00	PASS
m/z 199	5 - 9% of m/z 198	6.79	PASS
m/z 275	10 - 60% of m/z 198	25.70	PASS
m/z 365	1 - 100% of m/z 198	3.04	PASS
m/z 441	Less than 24% of m/z 442	15.45	PASS
m/z 442	50 - 200% of m/z 198	85.72	PASS
m/z 443	15 - 24% of m/z 442	19.55	PASS

MASS SPECTROMETER INSTRUMENT PERFORMANCE CHECK

EPA 8270D

Laboratory:	Apex Laboratories	SDG:	A9E0838
Client:	Anchor QEA, LLC	Project:	Port of Portland - T4 - PDI
Lab File ID:	J06051901.D	Injection Date:	06/05/19
Instrument ID:	SV-GCMS10	Injection Time:	08:03
Sequence:	9F05024	Lab Sample ID:	9F05024-TUN1

m/z	ION ABUNDANCE CRITERIA	% RELATIVE ABUNDANCE	
m/z 51	10 - 80% of m/z 198	29.89	PASS
m/z 68	Less than 2% of m/z 69	1.43	PASS
m/z 69	Less than 100% of m/z 198	35.52	PASS
m/z 70	Less than 2% of m/z 69	0.44	PASS
m/z 127	10 - 80% of m/z 198	55.11	PASS
m/z 197	Less than 2% of m/z 198	0.42	PASS
m/z 198	Base peak, 100% relative abundance	100.00	PASS
m/z 199	5 - 9% of m/z 198	6.86	PASS
m/z 275	10 - 60% of m/z 198	27.49	PASS
m/z 365	1 - 100% of m/z 198	3.91	PASS
m/z 441	Less than 24% of m/z 442	15.19	PASS
m/z 442	50 - 200% of m/z 198	107.57	PASS
m/z 443	15 - 24% of m/z 442	19.39	PASS

MASS SPECTROMETER INSTRUMENT PERFORMANCE CHECK

EPA 8270D

Laboratory:	Apex Laboratories	SDG:	A9E0838
Client:	Anchor QEA, LLC	Project:	Port of Portland - T4 - PDI
Lab File ID:	E06061901.D	Injection Date:	06/06/19
Instrument ID:	SV-GCMS5	Injection Time:	08:30
Sequence:	9F06012	Lab Sample ID:	9F06012-TUN1

m/z	ION ABUNDANCE CRITERIA	% RELATIVE ABUNDANCE	
m/z 51	10 - 80% of m/z 198	47.73	PASS
m/z 68	Less than 2% of m/z 69	0.00	PASS
m/z 69	Less than 100% of m/z 198	50.92	PASS
m/z 70	Less than 2% of m/z 69	0.49	PASS
m/z 127	10 - 80% of m/z 198	54.91	PASS
m/z 197	Less than 2% of m/z 198	0.00	PASS
m/z 198	Base peak, 100% relative abundance	100.00	PASS
m/z 199	5 - 9% of m/z 198	6.79	PASS
m/z 275	10 - 60% of m/z 198	25.33	PASS
m/z 365	1 - 100% of m/z 198	2.92	PASS
m/z 441	Less than 24% of m/z 442	15.39	PASS
m/z 442	50 - 200% of m/z 198	85.38	PASS
m/z 443	15 - 24% of m/z 442	19.35	PASS

MASS SPECTROMETER INSTRUMENT PERFORMANCE CHECK

EPA 8270D

Laboratory:	Apex Laboratories	SDG:	A9E0838
Client:	Anchor QEA, LLC	Project:	Port of Portland - T4 - PDI
Lab File ID:	I06061907.D	Injection Date:	06/06/19
Instrument ID:	SV-GCMS9	Injection Time:	14:54
Sequence:	9F06040	Lab Sample ID:	9F06040-TUN1

m/z	ION ABUNDANCE CRITERIA	% RELATIVE ABUNDANCE	
m/z 51	10 - 80% of m/z 198	42.59	PASS
m/z 68	Less than 2% of m/z 69	0.70	PASS
m/z 69	Less than 100% of m/z 198	47.44	PASS
m/z 70	Less than 2% of m/z 69	0.46	PASS
m/z 127	10 - 80% of m/z 198	53.31	PASS
m/z 197	Less than 2% of m/z 198	0.00	PASS
m/z 198	Base peak, 100% relative abundance	100.00	PASS
m/z 199	5 - 9% of m/z 198	6.82	PASS
m/z 275	10 - 60% of m/z 198	26.74	PASS
m/z 365	1 - 100% of m/z 198	3.07	PASS
m/z 441	Less than 24% of m/z 442	16.12	PASS
m/z 442	50 - 200% of m/z 198	89.32	PASS
m/z 443	15 - 24% of m/z 442	19.72	PASS

INITIAL CALIBRATION DATA (Summary)

EPA 8270D

Laboratory: Apex Laboratories SDG: A9E0838

Client: Anchor QEA, LLC Project: Port of Portland - T4 - PDI

Calibration: A9A3103 Date: 01/31/19 12:46 Instrument: SV-GCMS5

Compound	Mean RF	FIT	RF RSD	Mean RT	RT RSD	Linear r	Quad COD	LIMIT	Q
Acenaphthene	1.320947	Ave	5.949628	9.9147	6.536659E-02			20	
Acenaphthylene	1.948127	Ave	6.974163	9.7362	6.674685E-02			20	
Anthracene	1.126296	Ave	6.714884	11.4772	5.207044E-02			20	
Benz(a)anthracene	1.128129	Ave	5.074536	15.3977	0.106993			20	
Benzo(a)pyrene	0.9593879	Ave	12.80263	18.8171	0.1495143			20	
Benzo(b)fluoranthene	1.056647	Ave	9.9883	18.0323	0.1288222			20	
Benzo(k)fluoranthene	1.038438	Ave	7.494547	18.1019	0.1396707			20	
Benzo(g,h,i)perylene	1.079251	Ave	6.879347	21.9071	0.1403967			20	
Chrysene	1.074697	Ave	1.516659	15.4833	0.1326285			20	
Dibenz(a,h)anthracene	1.003913	Ave	7.04009	21.4274	0.1198169			20	
Fluoranthene	1.138647	Ave	4.232687	12.7482	5.695524E-02			20	
Fluorene	1.375044	Ave	4.743735	10.4394	5.936047E-02			20	
Indeno(1,2,3-cd)pyrene	1.096233	Ave	4.600052	21.3646	0.1368844			20	
1-Methylnaphthalene	0.6426808	Ave	3.816017	8.9162	4.677698E-02			20	
2-Methylnaphthalene	0.6711103	Ave	3.334761	8.8152	0.0447606			20	
Naphthalene	1.066921	Ave	5.537751	8.1214	5.854596E-02			20	
Phenanthrene	1.097729	Ave	6.04717	11.4244	4.696862E-02			20	
Pyrene	1.156671	Ave	3.589047	13.0652	7.633489E-02			20	
Carbazole	1.054571	Ave	7.607666	11.6322	4.463845E-02			20	
Dibenzofuran	1.717298	Ave	3.286899	10.087	5.995257E-02			20	
Nitrobenzene-d5 (Surr)	1.495363	Ave	14.62468	7.381	0.0786081			20	
2-Fluorobiphenyl (Surr)	1.487403	Ave	4.929551	9.1815	4.062064E-02			20	
Phenol-d6 (Surr)	1.667801	Ave	8.616792	6.4784	0.1138408			20	
p-Terphenyl-d14 (Surr)	0.9344531	Ave	2.672287	13.2814	5.360748E-02			20	
2-Fluorophenol (Surr)	1.246855	Ave	9.113913	5.631	4.598658E-02			20	
2,4,6-Tribromophenol (Surr)	6.982892E-02	XXX	35.86959	10.6855	5.493493E-02				

Note: ** Quad COD may be incorrect if weighting (1/a) or (1/a2) used. Weighting not shown here. Please see instrument calibration printouts for validation.

INITIAL CALIBRATION DATA

EPA 8270D

Laboratory: Apex Laboratories
SDG: A9E0838
Client: Anchor QEA, LLC
Project: Port of Portland - T4 - PDI
Calibration: A9A3103
Instrument: SV-GCMS5
Calibration Date: 01/31/19 12:46

Compound	Level 01		Level 02		Level 03		Level 04		Level 05		Level 06	
	ng/mL	RF	ng/mL	RF	ng/mL	RF	ng/mL	RF	ng/mL	RF	ng/mL	RF
Acenaphthene	20	1.414492	50	1.362869	100	1.367935	200	1.36516	500	1.381346	1000	1.33102
Acenaphthylene	20	1.642755	50	1.912026	100	1.983877	200	2.012928	500	2.105963	1000	2.031948
Anthracene	20	1.175119	50	1.189458	100	1.174634	200	1.168763	500	1.198241	1000	1.146571
Benz(a)anthracene	20	1.279933	50	1.159563	100	1.088704	200	1.102521	500	1.128764	1000	1.095893
Benzo(a)pyrene	20	0.7536824	50	0.8065926	100	0.8270754	200	0.9173605	500	1.016943	1000	1.015634
Benzo(b)fluoranthene	20	0.8736277	50	0.9317524	100	0.951542	200	1.030242	500	1.101928	1000	1.091363
Benzo(k)fluoranthene	20	0.9120518	50	0.9495578	100	0.967133	200	1.056704	500	1.105624	1000	1.108982
Benzo(b+k)fluoranthene(s)	40	1.017523	100	1.042987	200	1.041493	400	1.10316	1000	1.149849	2000	1.138413
Benzo(g,h,i)perylene	20	0.908517	50	1.020405	100	1.040625	200	1.089586	500	1.141035	1000	1.137596
Chrysene	20	1.075992	50	1.060422	100	1.069355	200	1.079554	500	1.107315	1000	1.079312
Dibenz(a,h)anthracene	20	0.8707706	50	0.9471764	100	0.9421022	200	0.9757685	500	1.019029	1000	0.9970825
Fluoranthene	20	1.178727	50	1.16041	100	1.159178	200	1.153889	500	1.204801	1000	1.137653
Fluorene	20	1.314987	50	1.327464	100	1.361314	200	1.393022	500	1.482833	1000	1.395764
Indeno(1,2,3-cd)pyrene	20	1.064709	50	1.040185	100	1.0502	200	1.054242	500	1.081652	1000	1.077653
1-Methylnaphthalene	20	0.6469142	50	0.6578996	100	0.6490979	200	0.6458848	500	0.6744765	1000	0.6442177
2-Methylnaphthalene	20	0.6573315	50	0.6810389	100	0.6725812	200	0.6759831	500	0.6999201	1000	0.6731325
Naphthalene	20	1.128572	50	1.152438	100	1.09352	200	1.084438	500	1.10054	1000	1.063222
Phenanthrene	20	1.135759	50	1.132074	100	1.15556	200	1.139531	500	1.161203	1000	1.114081
Pyrene	20	1.178289	50	1.172874	100	1.166489	200	1.175202	500	1.221973	1000	1.156787
Carbazole	20	1.208794	50	1.101245	100	1.089104	200	1.074805	500	1.100527	1000	1.037638
Dibenzofuran	20	1.741848	50	1.701815	100	1.712239	200	1.71099	500	1.81217	1000	1.697298
4-Chloro-3-methylphenol	20	~~8.475892E-02~~	50	0.1323962	100	0.1712205	200	0.1971278	500	0.2490133	1000	0.2503017
2-Chlorophenol	20	0.9978333	50	1.188985	100	1.259653	200	1.303138	500	1.378372	1000	1.346751
2,4-Dichlorophenol	20	~~0.1474521~~	50	0.1781507	100	0.1892775	200	0.2063044	500	0.2375979	1000	0.2361719
2,4-Dimethylphenol	20	~~0.1974552~~	50	0.2747145	100	0.2782608	200	0.2875913	500	0.3112944	1000	0.3065676
2,4-Dinitrophenol	20	~~0~~	50	~~0~~	100	~~0~~	200	1.378016E-02	500	0.0376782	1000	5.775572E-02
4,6-Dinitro-2-methylphenol	20	~~0~~	50	~~6.313131E-03~~	100	~~1.442329E-02~~	200	3.302418E-02	500	8.015737E-02	1000	0.1036798
2-Methylphenol	20	0.887627	50	0.9740345	100	1.079546	200	1.073927	500	1.156063	1000	1.106977
3+4-Methylphenol(s)	20	1.044904	50	1.257126	100	1.317308	200	1.32772	500	1.48438	1000	1.407121
2-Nitrophenol	20	~~0.0733946~~	50	0.0856681	100	9.913922E-02	200	0.1148399	500	0.1452879	1000	0.1532318
4-Nitrophenol	20	~~6.901468E-02~~	50	~~8.548321E-02~~	100	0.1015113	200	0.1361143	500	0.2174086	1000	0.2233945

INITIAL CALIBRATION DATA

EPA 8270D

Laboratory: Apex Laboratories
SDG: A9E0838
Client: Anchor QEA, LLC
Project: Port of Portland - T4 - PDI
Calibration: A9A3103
Instrument: SV-GCMS5
Calibration Date: 01/31/19 12:46

Compound	Level 01		Level 02		Level 03		Level 04		Level 05		Level 06	
	ng/mL	RF	ng/mL	RF	ng/mL	RF	ng/mL	RF	ng/mL	RF	ng/mL	RF
Pentachlorophenol (PCP)	20	~~3.444012E-02~~	50	~~0.0290484~~	100	3.392382E-02	200	5.019257E-02	500	7.777878E-02	1000	9.059143E-02
Phenol	20	1.353482	50	1.674651	100	1.793049	200	1.752244	500	1.819105	1000	1.763968
2,3,4,6-Tetrachlorophenol	20	~~0.1089814~~	50	0.1545864	100	0.1821046	200	0.1938463	500	0.2650104	1000	0.2619132
2,3,5,6-Tetrachlorophenol	20	~~7.004475E-02~~	50	8.625102E-02	100	0.1144585	200	0.1540526	500	0.224108	1000	0.2309256
2,4,5-Trichlorophenol	20	0.1446218	50	0.2225805	100	0.255191	200	0.260417	500	0.3175779	1000	0.3237182
2,4,6-Trichlorophenol	20	0.1553345	50	0.1821424	100	0.2282422	200	0.2543505	500	0.3104392	1000	0.3144928
Bis(2-ethylhexyl)phthalate	20	~~0.4644027~~	50	~~0.4958776~~	100	~~0.556937~~	200	0.7015704	500	0.8034163	1000	0.8181979
Butyl benzyl phthalate	20	~~0.3659644~~	50	~~0.4131545~~	100	0.4278984	200	0.5331004	500	0.5924328	1000	0.5999635
Diethylphthalate	20	1.136991	50	1.159398	100	1.179378	200	1.289209	500	1.43014	1000	1.336958
Dimethylphthalate	20	1.116596	50	1.112476	100	1.178661	200	1.266369	500	1.373305	1000	1.311957
Di-n-butylphthalate	20	1.680787	50	1.371939	100	1.30274	200	1.315452	500	1.361928	1000	1.289098
Di-n-octyl phthalate	20	~~0.5037963~~	50	0.6357778	100	0.6993076	200	0.9907836	500	1.291859	1000	1.337716
2,3,5-Trimethylnaphthalene	20	1.043461	50	1.069734	100	1.087567	200	1.102353	500	1.16764	1000	1.097233
2,6-Dimethylnaphthalene	20	1.142141	50	1.216216	100	1.238083	200	1.239612	500	1.268868	1000	1.234045
Benzo(e)pyrene	20	0.9927942	50	1.009888	100	1.02247	200	1.066479	500	1.112179	1000	1.101393
1,1'-Biphenyl	20	1.734432	50	1.799157	100	1.803839	200	1.777983	500	1.808703	1000	1.73437
Perylene	20	1.007593	50	1.107328	100	1.095424	200	1.092474	500	1.139745	1000	1.113997
Nitrobenzene-d5 (Surr)	20	~~1.121862~~	50	1.108041	100	1.261548	200	1.338825	500	1.655095	1000	1.4705
2-Fluorobiphenyl (Surr)	20	1.465171	50	1.543219	100	1.555522	200	1.550489	500	1.558785	1000	1.507404
Phenol-d6 (Surr)	20	1.308652	50	1.562268	100	1.660538	200	1.649723	500	1.76703	1000	1.705784
p-Terphenyl-d14 (Surr)	20	0.8913611	50	0.9262564	100	0.9345524	200	0.9673796	500	0.9632891	1000	0.9637374
2-Fluorophenol (Surr)	20	1.009788	50	1.105053	100	1.193471	200	1.229187	500	1.313395	1000	1.299271
2,4,6-Tribromophenol (Surr)	20	2.503742E-02	50	0.0391721	100	5.130313E-02	200	6.037912E-02	500	7.400232E-02	1000	7.888365E-02

INITIAL CALIBRATION DATA (Continued)

EPA 8270D

Laboratory: Apex Laboratories
SDG: A9E0838
Client: Anchor QEA, LLC
Project: Port of Portland - T4 - PDI
Calibration: A9A3103
Instrument: SV-GCMS5
Matrix:
Calibration Date: 01/31/19 12:46

Compound	Level 07		Level 08		Level 09		Level 10		Level 11		Level 12	
	ng/mL	RF	ng/mL	RF	ng/mL	RF	ng/mL	RF	ng/mL	RF	ng/mL	RF
Acenaphthene	2000	1.314814	4000	1.293512	6000	1.217835	8000	1.160489				
Acenaphthylene	2000	2.041211	4000	2.028944	6000	1.903932	8000	1.817687				
Anthracene	2000	1.123437	4000	1.09019	6000	1.023647	8000	0.9729037				
Benz(a)anthracene	2000	1.104395	4000	1.120195	6000	1.106883	8000	1.094434				
Benzo(a)pyrene	2000	1.054769	4000	1.08259	6000	1.059411	8000	1.059821				
Benzo(b)fluoranthene	2000	1.116478	4000	1.136151	6000	1.1348	8000	1.198588				
Benzo(k)fluoranthene	2000	1.121339	4000	1.111683	6000	1.065441	8000	0.9858626				
Benzo(b+k)fluoranthene(s)	4000	1.14801	8000	1.165644	12000	1.146068	16000	1.143721				
Benzo(g,h,i)perylene	2000	1.131652	4000	1.141517	6000	1.116176	8000	1.065396				
Chrysene	2000	1.078768	4000	1.087363	6000	1.059509	8000	1.049385				
Dibenz(a,h)anthracene	2000	1.049774	4000	1.083182	6000	1.079948	8000	1.074301				
Fluoranthene	2000	1.150733	4000	1.12397	6000	1.075914	8000	1.041194				
Fluorene	2000	1.449961	4000	1.420573	6000	1.330397	8000	1.27413				
Indeno(1,2,3-cd)pyrene	2000	1.104696	4000	1.139298	6000	1.171385	8000	1.178312				
1-Methylnaphthalene	2000	0.6491472	4000	0.6554182	6000	0.6186805	8000	0.5850715				
2-Methylnaphthalene	2000	0.6850245	4000	0.6903095	6000	0.6550667	8000	0.6207151				
Naphthalene	2000	1.048774	4000	1.043041	6000	1.001759	8000	0.9529047				
Phenanthrene	2000	1.096232	4000	1.076913	6000	1.003821	8000	0.9621179				
Pyrene	2000	1.170984	4000	1.147648	6000	1.102756	8000	1.073706				
Carbazole	2000	1.03536	4000	1.015231	6000	0.9569949	8000	0.926012				
Dibenzofuran	2000	1.764425	4000	1.753937	6000	1.675065	8000	1.603195				
4-Chloro-3-methylphenol	2000	0.2822323	4000	0.3010981	6000	0.2980379	8000	0.2906565				
2-Chlorophenol	2000	1.380778	4000	1.424305	6000	1.415544	8000	1.390938				
2,4-Dichlorophenol	2000	0.2519616	4000	0.2628338	6000	0.2648526	8000	0.2600543				
2,4-Dimethylphenol	2000	0.3130697	4000	0.3117453	6000	0.3140256	8000	0.2962869				
2,4-Dinitrophenol	2000	0.1042387	4000	0.1445553	6000	0.1714022	8000	0.1843774				
4,6-Dinitro-2-methylphenol	2000	0.1600869	4000	0.1971057	6000	0.2171684	8000	0.2275118				
2-Methylphenol	2000	1.154267	4000	1.181838	6000	1.155456	8000	1.113556				
3+4-Methylphenol(s)	2000	1.494615	4000	1.526709	6000	1.471656	8000	1.415713				
2-Nitrophenol	2000	0.1637897	4000	0.1777603	6000	0.1797984	8000	0.1798254				
4-Nitrophenol	2000	0.290204	4000	0.3085269	6000	0.320978	8000	0.320162				

INITIAL CALIBRATION DATA (Continued)

EPA 8270D

Laboratory: Apex Laboratories
SDG: A9E0838
Client: Anchor QEA, LLC
Project: Port of Portland - T4 - PDI
Calibration: A9A3103
Instrument: SV-GCMS5
Matrix:
Calibration Date: 01/31/19 12:46

Compound	Level 07		Level 08		Level 09		Level 10		Level 11		Level 12	
	ng/mL	RF	ng/mL	RF	ng/mL	RF	ng/mL	RF	ng/mL	RF	ng/mL	RF
Pentachlorophenol (PCP)	2000	0.1068869	4000	0.1198472	6000	0.1262877	8000	0.1279752				
Phenol	2000	1.808085	4000	1.86865	6000	1.843413	8000	1.799074				
2,3,4,6-Tetrachlorophenol	2000	0.2965316	4000	0.3149755	6000	0.3178729	8000	0.3189439				
2,3,5,6-Tetrachlorophenol	2000	0.2752351	4000	0.2992908	6000	0.3080004	8000	0.3080888				
2,4,5-Trichlorophenol	2000	0.3474458	4000	0.3697569	6000	0.3665615	8000	0.3715641				
2,4,6-Trichlorophenol	2000	0.3514142	4000	0.358158	6000	0.3698613	8000	0.3567184				
Bis(2-ethylhexyl)phthalate	2000	0.867756	4000	0.8945474	6000	0.8858992	8000	0.8807067				
Butyl benzyl phthalate	2000	0.6248856	4000	0.6408075	6000	0.6343325	8000	0.6265528				
Diethylphthalate	2000	1.429074	4000	1.377548	6000	1.280995	8000	1.208511				
Dimethylphthalate	2000	1.368051	4000	1.406023	6000	1.362104	8000	1.340413				
Di-n-butylphthalate	2000	1.300973	4000	1.269109	6000	1.181391	8000	1.121755				
Di-n-octyl phthalate	2000	1.503973	4000	1.58944	6000	1.584655	8000	1.585199				
2,3,5-Trimethylnaphthalene	2000	1.118484	4000	1.06989	6000	0.9759315	8000	0.9233451				
2,6-Dimethylnaphthalene	2000	1.22374	4000	1.200066	6000	1.122438	8000	1.068758				
Benzo(e)pyrene	2000	1.098888	4000	1.124704	6000	1.100066	8000	1.099064				
1,1'-Biphenyl	2000	1.722088	4000	1.683444	6000	1.57332	8000	1.472836				
Perylene	2000	1.106588	4000	1.119207	6000	1.096078	8000	1.08676				
Nitrobenzene-d5 (Surr)	2000	1.717295	4000	1.629928	6000	1.735825	8000	1.541207				
2-Fluorobiphenyl (Surr)	2000	1.489536	4000	1.464818	6000	1.403919	8000	1.335166				
Phenol-d6 (Surr)	2000	1.760804	4000	1.793978	6000	1.751682	8000	1.717552				
p-Terphenyl-d14 (Surr)	2000	0.9322996	4000	0.9379354	6000	0.9188462	8000	0.9088737				
2-Fluorophenol (Surr)	2000	1.291093	4000	1.352435	6000	1.343054	8000	1.331807				
2,4,6-Tribromophenol (Surr)	2000	8.301903E-02	4000	9.248324E-02	6000	0.0955793	8000	9.842992E-02				

INITIAL CALIBRATION DATA (Summary)

EPA 8270D

Laboratory: Apex Laboratories SDG: A9E0838

Client: Anchor QEA, LLC Project: Port of Portland - T4 - PDI

Calibration: A9D1505 Date: 04/15/19 14:53 Instrument: SV-GCMS10

Compound	Mean RF	FIT	RF RSD	Mean RT	RT RSD	Linear r	Quad COD	LIMIT	Q
Acenaphthene	1.28667	Ave	10.97154	9.8995	5.839588E-02			20	
Acenaphthylene	2.000623	Ave	8.590469	9.720334	3.731059E-02			20	
Anthracene	1.056941	Ave	11.97015	11.4568	5.906968E-02			20	
Benz(a)anthracene	1.091349	Ave	3.455393	15.3374	7.238036E-02			20	
Benzo(a)pyrene	0.9699381	XXX	20.03122	18.74	0.124951				
Benzo(b)fluoranthene	1.087957	XXX	17.55607	17.9581	0.1164495				
Benzo(k)fluoranthene	1.045719	XXX	17.74867	18.0284	0.1148608				
Benzo(g,h,i)perylene	1.081412	Ave	8.424744	21.8226	0.1318572			20	
Chrysene	1.058934	Ave	2.949131	15.4228	0.1140267			20	
Dibenz(a,h)anthracene	1.00084	Ave	4.355	21.3401	0.1066938			20	
Fluoranthene	1.082262	Ave	10.69782	12.722	0.0484217			20	
Fluorene	1.316347	Ave	12.04043	10.4231	5.859306E-02			20	
Indeno(1,2,3-cd)pyrene	1.118845	Ave	5.308681	21.2786	0.1250806			20	
1-Methylnaphthalene	0.6584879	Ave	9.581506	8.903	4.608219E-02			20	
2-Methylnaphthalene	0.6788702	Ave	10.52969	8.800334	4.353128E-02			20	
Naphthalene	1.035252	Ave	10.71752	8.1056	5.874788E-02			20	
Phenanthrene	1.085248	Ave	12.23274	11.4067	5.409496E-02			20	
Pyrene	1.115312	Ave	10.02968	13.0343	6.155216E-02			20	
Carbazole	0.8944781	Ave	13.01088	8.705125	61.72134			20	
Dibenzofuran	1.680969	Ave	10.47771	10.0727	5.557058E-02			20	
Nitrobenzene-d5 (Surr)	1.406617	XXX	14.43767	7.358778	8.594122E-02				
2-Fluorobiphenyl (Surr)	1.411121	Ave	11.24503	9.169333	3.813388E-02			20	
Phenol-d6 (Surr)	1.672419	Ave	14.32085	6.441556	0.1105596			20	
p-Terphenyl-d14 (Surr)	0.9414444	Ave	5.989346	13.2467	3.941845E-02			20	
2-Fluorophenol (Surr)	1.300156	Ave	12.27825	5.5363	6.470345E-02			20	
2,4,6-Tribromophenol (Surr)	0.0888545	XXX	20.57089	10.669	5.382367E-02				

Note: ** Quad COD may be incorrect if weighting (1/a) or (1/a2) used. Weighting not shown here. Please see instrument calibration printouts for validation.

INITIAL CALIBRATION DATA

EPA 8270D

Laboratory: Apex Laboratories
SDG: A9E0838
Client: Anchor QEA, LLC
Project: Port of Portland - T4 - PDI
Calibration: A9D1505
Instrument: SV-GCMS10
Calibration Date: 04/15/19 14:53

Compound	Level 01		Level 02		Level 03		Level 04		Level 05		Level 06	
	ng/mL	RF	ng/mL	RF	ng/mL	RF	ng/mL	RF	ng/mL	RF	ng/mL	RF
Acenaphthene	20	1.407537	50	1.318607	100	1.402616	200	1.408561	500	1.407188	1000	1.341761
Acenaphthylene	20	1.903158	50	1.943127	100	2.138559	200	2.108565	500	2.208351	1000	2.145042
Anthracene	20	0.9981684	50	1.082171	100	1.183458	200	1.181237	500	1.196563	1000	1.12605
Benz(a)anthracene	20	1.100877	50	1.023224	100	1.075788	200	1.127988	500	1.153062	1000	1.113308
Benzo(a)pyrene	20	0.5833412	50	0.6986363	100	0.8488289	200	0.9976045	500	1.096103	1000	1.108181
Benzo(b)fluoranthene	20	0.6991584	50	0.8330036	100	0.9840151	200	1.068095	500	1.197558	1000	1.192055
Benzo(k)fluoranthene	20	0.6268189	50	0.8533243	100	1.029425	200	1.118996	500	1.211419	1000	1.21117
Benzo(b+k)fluoranthene(s)	40	0.741341	100	0.8721357	200	1.038054	400	1.118338	1000	1.230479	2000	1.225398
Benzo(g,h,i)perylene	20	0.9036528	50	0.982206	100	1.005877	200	1.09576	500	1.174822	1000	1.179351
Chrysene	20	1.032687	50	1.014982	100	1.087538	200	1.089147	500	1.096461	1000	1.083692
Dibenz(a,h)anthracene	20	0.962609	50	0.9142935	100	1.001866	200	0.9987687	500	1.042878	1000	1.02648
Fluoranthene	20	0.9416683	50	0.9624752	100	1.129078	200	1.207544	500	1.237955	1000	1.175948
Fluorene	20	1.306897	50	1.353905	100	1.471751	200	1.488122	500	1.483045	1000	1.384838
Indeno(1,2,3-cd)pyrene	20	1.200077	50	1.053246	100	1.089032	200	1.086355	500	1.104676	1000	1.089045
1-Methylnaphthalene	20	0.6307203	50	0.6423631	100	0.684546	200	0.7320903	500	0.7481156	1000	0.6981849
2-Methylnaphthalene	20	0.5777526	50	0.5959154	100	0.6434083	200	0.7476714	500	0.7731555	1000	0.7399508
Naphthalene	20	1.039191	50	1.087569	100	1.129825	200	1.131105	500	1.147102	1000	1.091938
Phenanthrene	20	1.156024	50	1.17608	100	1.215486	200	1.197343	500	1.177029	1000	1.131256
Pyrene	20	1.015133	50	1.041664	100	1.181284	200	1.233764	500	1.27795	1000	1.200352
Carbazole	20	0.754341	50	0.8329661	100	0.9747962	200	1.00912	500	1.014369	1000	0.9724756
Dibenzofuran	20	1.700221	50	1.773831	100	1.78623	200	1.855744	500	1.87307	1000	1.746939
4-Chloro-3-methylphenol	20	~~7.229364E-02~~	50	~~0.1235332~~	100	0.1244964	200	0.1889564	500	0.2754519	1000	0.2897448
2-Chlorophenol	20	1.075855	50	1.143408	100	1.289471	200	1.343778	500	1.445379	1000	1.485893
2,4-Dichlorophenol	20	~~5.070098E-02~~	50	0.1018295	100	0.1183661	200	0.1561193	500	0.2240723	1000	0.244696
2,4-Dimethylphenol	20	~~0.1587836~~	50	0.1721793	100	0.2144464	200	0.2572861	500	0.3075341	1000	0.3154132
2,4-Dinitrophenol	20	~~0~~	50	~~0~~	100	~~4.301114E-03~~	200	1.376921E-02	500	2.934789E-02	1000	4.648092E-02
4,6-Dinitro-2-methylphenol	20	~~1.562877E-02~~	50	~~0.0134466~~	100	2.177722E-02	200	0.0454973	500	7.163797E-02	1000	8.957786E-02
2-Methylphenol	20	0.8385051	50	0.8133916	100	0.9166993	200	1.02536	500	1.127542	1000	1.185934
3+4-Methylphenol(s)	20	0.7387989	50	0.8172113	100	1.026387	200	1.178178	500	1.420886	1000	1.488649
2-Nitrophenol	20	~~5.750088E-02~~	50	~~7.530798E-02~~	100	7.517723E-02	200	0.1103898	500	0.1378061	1000	0.1613617
4-Nitrophenol	20	~~1.918077E-02~~	50	~~4.472863E-02~~	100	6.297737E-02	200	0.1114629	500	0.1535283	1000	0.1890583

INITIAL CALIBRATION DATA

EPA 8270D

Laboratory: Apex Laboratories

Client: Anchor QEA, LLC

Calibration: A9D1505

SDG: A9E0838

Project: Port of Portland - T4 - PDI

Instrument: SV-GCMS10

Calibration Date: 04/15/19 14:53

Compound	Level 01		Level 02		Level 03		Level 04		Level 05		Level 06	
	ng/mL	RF	ng/mL	RF	ng/mL	RF	ng/mL	RF	ng/mL	RF	ng/mL	RF
Pentachlorophenol (PCP)	20	~~0.1388781~~	50	6.789244E-02	100	7.413181E-02	200	9.638542E-02	500	0.1006502	1000	0.1045785
Phenol	20	1.023813	50	1.450316	100	1.505073	200	1.808779	500	1.940786	1000	1.767056
2,3,4,6-Tetrachlorophenol	20	0.1103486	50	0.170417	100	0.2155537	200	0.2622695	500	0.2752862	1000	0.2835067
2,3,5,6-Tetrachlorophenol	20	~~8.643185E-02~~	50	0.0964607	100	0.1340137	200	0.2016283	500	0.2417931	1000	0.2592075
2,4,5-Trichlorophenol	20	~~0.1349758~~	50	0.1808755	100	0.1904714	200	0.25221	500	0.3147115	1000	0.337543
2,4,6-Trichlorophenol	20	~~0.1508414~~	50	0.1537955	100	0.1608164	200	0.2474311	500	0.3273405	1000	0.3413524
Bis(2-ethylhexyl)phthalate	20	~~0.3214443~~	50	~~0.3816077~~	100	~~0.5155443~~	200	0.6508178	500	0.8078548	1000	0.8624217
Butyl benzyl phthalate	20	~~0.235551~~	50	0.2757728	100	0.3691949	200	0.4448589	500	0.5615709	1000	0.5991685
Diethylphthalate	20	1.299793	50	1.326265	100	1.516845	200	1.497898	500	1.521107	1000	1.419226
Dimethylphthalate	20	1.353547	50	1.382385	100	1.47981	200	1.488143	500	1.532492	1000	1.43415
Di-n-butylphthalate	20	~~0.9169406~~	50	~~0.9832994~~	100	1.117678	200	1.286755	500	1.376791	1000	1.33187
Di-n-octyl phthalate	20	~~0.354852~~	50	~~0.3994942~~	100	0.5663861	200	0.8329586	500	1.176041	1000	1.379003
2,3,5-Trimethylnaphthalene	20	1.053048	50	1.123819	100	1.202184	200	1.210774	500	1.203973	1000	1.115924
2,6-Dimethylnaphthalene	20	1.058731	50	1.207393	100	1.24841	200	1.32252	500	1.360596	1000	1.306092
Benzo(e)pyrene	20	0.8443924	50	0.8957328	100	1.052391	200	1.110091	500	1.217014	1000	1.203153
1,1'-Biphenyl	20	1.28819	50	1.494814	100	1.510053	200	1.783276	500	1.864254	1000	1.789293
Perylene	20	0.9707552	50	0.9544863	100	1.028055	200	1.104627	500	1.074625	1000	1.051602
Nitrobenzene-d5 (Surr)	20	~~1.037917~~	50	0.9478428	100	1.284594	200	1.307222	500	1.423927	1000	1.482348
2-Fluorobiphenyl (Surr)	20	~~1.174052~~	50	1.365204	100	1.35132	200	1.570824	500	1.630604	1000	1.556624
Phenol-d6 (Surr)	20	~~1.098714~~	50	1.196119	100	1.39741	200	1.567644	500	1.711503	1000	1.761661
p-Terphenyl-d14 (Surr)	20	0.8168062	50	0.8999245	100	0.9597296	200	0.9685109	500	1.012126	1000	0.9930516
2-Fluorophenol (Surr)	20	1.086068	50	1.024618	100	1.155766	200	1.272371	500	1.350448	1000	1.359638
2,4,6-Tribromophenol (Surr)	20	~~0.0552062~~	50	4.929333E-02	100	6.845792E-02	200	8.799316E-02	500	9.356845E-02	1000	9.755618E-02

INITIAL CALIBRATION DATA (Continued)

EPA 8270D

Laboratory: Apex Laboratories
SDG: A9E0838
Client: Anchor QEA, LLC
Project: Port of Portland - T4 - PDI
Calibration: A9D1505
Instrument: SV-GCMS10
Matrix:
Calibration Date: 04/15/19 14:53

Compound	Level 07		Level 08		Level 09		Level 10		Level 11		Level 12	
	ng/mL	RF	ng/mL	RF	ng/mL	RF	ng/mL	RF	ng/mL	RF	ng/mL	RF
Acenaphthene	2000	1.275831	4000	1.193488	6000	1.089011	8000	1.022103				
Acenaphthylene	2000	2.003643	4000	1.898611	6000	1.656547	8000	~~1.494399~~				
Anthracene	2000	1.088237	4000	0.9914895	6000	0.8942322	8000	0.8278006				
Benz(a)anthracene	2000	1.10212	4000	1.097957	6000	1.062166	8000	1.056996				
Benzo(a)pyrene	2000	1.137055	4000	1.126645	6000	1.066126	8000	1.03686				
Benzo(b)fluoranthene	2000	1.221197	4000	1.257976	6000	1.207525	8000	1.218987				
Benzo(k)fluoranthene	2000	1.181608	4000	1.162057	6000	1.079397	8000	0.9829712				
Benzo(b+k)fluoranthene(s)	4000	1.222411	8000	1.228643	12000	1.162137	16000	1.142006				
Benzo(g,h,i)perylene	2000	1.157191	4000	1.137309	6000	1.094109	8000	1.083844				
Chrysene	2000	1.07383	4000	1.058982	6000	1.028745	8000	1.023281				
Dibenz(a,h)anthracene	2000	1.06317	4000	1.032341	6000	0.9930483	8000	0.9729436				
Fluoranthene	2000	1.158537	4000	1.08301	6000	0.990162	8000	0.9362458				
Fluorene	2000	1.329145	4000	1.216133	6000	1.094041	8000	1.035598				
Indeno(1,2,3-cd)pyrene	2000	1.089734	4000	1.120479	6000	1.107223	8000	1.248578				
1-Methylnaphthalene	2000	0.6795904	4000	0.6409036	6000	0.580747	8000	0.5476182				
2-Methylnaphthalene	2000	0.7255449	4000	0.6820757	6000	0.624357	8000	~~0.5897244~~				
Naphthalene	2000	1.052378	4000	0.9717272	6000	0.8811986	8000	0.8204817				
Phenanthrene	2000	1.077902	4000	0.9840685	6000	0.8927602	8000	0.8445283				
Pyrene	2000	1.167948	4000	1.08811	6000	0.999296	8000	0.9476153				
Carbazole	2000	0.879679	4000	0.7180782	6000	~~0.6522258~~	8000	~~0.5830367~~				
Dibenzofuran	2000	1.698649	4000	1.604292	6000	1.441695	8000	1.329021				
4-Chloro-3-methylphenol	2000	0.3087296	4000	0.3182331	6000	0.3075433	8000	0.2987976				
2-Chlorophenol	2000	1.466096	4000	1.479065	6000	1.467852	8000	1.399867				
2,4-Dichlorophenol	2000	0.2545735	4000	0.2576182	6000	0.2455748	8000	~~0.2355527~~				
2,4-Dimethylphenol	2000	0.3230022	4000	0.306268	6000	0.2889028	8000	0.2812126				
2,4-Dinitrophenol	2000	0.0704893	4000	0.1030754	6000	0.1183872	8000	0.1308858				
4,6-Dinitro-2-methylphenol	2000	0.1239136	4000	0.1593363	6000	0.1693465	8000	0.1762921				
2-Methylphenol	2000	1.179589	4000	1.192219	6000	1.152066	8000	1.100493				
3+4-Methylphenol(s)	2000	1.517967	4000	~~1.515359~~	6000	~~1.425723~~	8000	~~1.349224~~				
2-Nitrophenol	2000	0.1653728	4000	0.1777841	6000	0.1793081	8000	0.1790318				
4-Nitrophenol	2000	0.2262254	4000	0.2533685	6000	0.2571722	8000	0.2598746				

INITIAL CALIBRATION DATA (Continued)

EPA 8270D

Laboratory: Apex Laboratories
SDG: A9E0838
Client: Anchor QEA, LLC
Project: Port of Portland - T4 - PDI
Calibration: A9D1505
Instrument: SV-GCMS10
Matrix:
Calibration Date: 04/15/19 14:53

Compound	Level 07		Level 08		Level 09		Level 10		Level 11		Level 12	
	ng/mL	RF	ng/mL	RF	ng/mL	RF	ng/mL	RF	ng/mL	RF	ng/mL	RF
Pentachlorophenol (PCP)	2000	0.1196889	4000	0.1256196	6000	0.1245869	8000	0.1246499				
Phenol	2000	2.012487	4000	2.060627	6000	2.011084	8000	1.953591				
2,3,4,6-Tetrachlorophenol	2000	0.2939887	4000	0.2998435	6000	0.2932934	8000	0.2826404				
2,3,5,6-Tetrachlorophenol	2000	0.2756684	4000	0.2906511	6000	0.2792157	8000	0.277406				
2,4,5-Trichlorophenol	2000	0.3410959	4000	0.3598322	6000	0.3396843	8000	0.3348622				
2,4,6-Trichlorophenol	2000	0.364244	4000	0.367047	6000	0.358843	8000	0.3433958				
Bis(2-ethylhexyl)phthalate	2000	0.8855234	4000	0.9124573	6000	0.8857301	8000	0.8759984				
Butyl benzyl phthalate	2000	0.6418156	4000	0.6853113	6000	0.6757879	8000	0.6863196				
Diethylphthalate	2000	1.346538	4000	1.234029	6000	1.100482	8000	1.024322				
Dimethylphthalate	2000	1.402622	4000	1.355086	6000	1.26105	8000	1.221963				
Di-n-butylphthalate	2000	1.317355	4000	1.228718	6000	1.100526	8000	1.024014				
Di-n-octyl phthalate	2000	1.539104	4000	1.663901	6000	1.602667	8000	1.576793				
2,3,5-Trimethylnaphthalene	2000	1.063082	4000	0.9640403	6000	0.8726082	8000	0.8178874				
2,6-Dimethylnaphthalene	2000	1.237723	4000	1.137262	6000	1.038312	8000	0.9698444				
Benzo(e)pyrene	2000	1.19816	4000	1.193881	6000	1.133891	8000	1.118241				
1,1'-Biphenyl	2000	1.694202	4000	1.546002	6000	~~1.40092~~	8000	~~1.293293~~				
Perylene	2000	1.029392	4000	1.018288	6000	0.96584	8000	0.9546067				
Nitrobenzene-d5 (Surr)	2000	1.566706	4000	1.582496	6000	1.548876	8000	1.515539				
2-Fluorobiphenyl (Surr)	2000	1.472265	4000	1.359615	6000	1.23328	8000	1.160352				
Phenol-d6 (Surr)	2000	1.826101	4000	1.8938	6000	1.872366	8000	1.825167				
p-Terphenyl-d14 (Surr)	2000	0.9702531	4000	0.9625854	6000	0.9196357	8000	0.9118209				
2-Fluorophenol (Surr)	2000	1.389109	4000	1.463186	6000	1.464451	8000	1.435903				
2,4,6-Tribromophenol (Surr)	2000	0.1023306	4000	0.1038946	6000	0.1001372	8000	9.645912E-02				

INITIAL CALIBRATION DATA (Summary)

EPA 8270D

Laboratory: Apex Laboratories SDG: A9E0838

Client: Anchor QEA, LLC Project: Port of Portland - T4 - PDI

Calibration: A9E1009 Date: 05/10/19 17:06 Instrument: SV-GCMS9

Compound	Mean RF	FIT	RF RSD	Mean RT	RT RSD	Linear r	Quad COD	LIMIT	Q
Acenaphthene	1.246362	Ave	13.87219	9.7507	7.072931E-02			20	
Acenaphthylene	1.978454	Ave	13.33308	9.573111	0.0608599			20	
Anthracene	1.06825	Ave	14.38712	11.30011	5.303121E-02			20	
Benz(a)anthracene	1.161693	Ave	5.391775	15.0358	9.314707E-02			20	
Benzo(a)pyrene	1.052651	XXX	11.81329	18.4065	0.1593326				
Benzo(b)fluoranthene	1.222586	XXX	9.234768	17.6298	0.1366649				
Benzo(k)fluoranthene	1.138397	XXX	12.73071	17.6977	0.1499183				
Benzo(g,h,i)perylene	1.073878	Ave	6.075218	21.4733	0.1473093			20	
Chrysene	1.071717	Ave	4.434002	15.121	0.1256095			20	
Dibenz(a,h)anthracene	0.9695725	Ave	6.841868	21.0005	0.1397927			20	
Fluoranthene	1.248412	Ave	12.71245	12.52533	4.516384E-02			20	
Fluorene	1.461705	Ave	10.98918	10.27013	5.132872E-02			20	
Indeno(1,2,3-cd)pyrene	1.098245	Ave	1.815585	20.9369	0.1565769			20	
1-Methylnaphthalene	0.7088084	Ave	10.96283	8.7613	6.246145E-02			20	
2-Methylnaphthalene	0.7525787	Ave	7.980811	8.661	0.0255116			20	
Naphthalene	0.9975462	Ave	12.5204	7.9701	8.103341E-02			20	
Phenanthrene	1.068375	Ave	13.94355	11.24767	5.196918E-02			20	
Pyrene	1.270483	Ave	14.04786	12.82278	5.314098E-02			20	
Carbazole	0.9362039	Ave	13.91313	10.18222	37.50003			20	
Dibenzofuran	1.696097	Ave	12.81337	9.922555	0.0510292			20	
Nitrobenzene-d5 (Surr)	1.414255	Ave	4.398612	7.2342	8.875683E-02			20	
2-Fluorobiphenyl (Surr)	1.499573	Ave	12.95656	9.024889	4.749493E-02			20	
Phenol-d6 (Surr)	1.700623	Ave	9.466828	6.344	0.1309956			20	
p-Terphenyl-d14 (Surr)	0.9800873	Ave	6.065597	13.0273	5.271297E-02			20	
2-Fluorophenol (Surr)	1.306892	Ave	11.05673	5.469	4.502382E-02			20	
2,4,6-Tribromophenol (Surr)	9.203934E-02	Ave	11.41246	10.518	6.801967E-02			20	

Note: ** Quad COD may be incorrect if weighting (1/a) or (1/a2) used. Weighting not shown here. Please see instrument calibration printouts for validation.

INITIAL CALIBRATION DATA

EPA 8270D

Laboratory: Apex Laboratories
SDG: A9E0838
Client: Anchor QEA, LLC
Project: Port of Portland - T4 - PDI
Calibration: A9E1009
Instrument: SV-GCMS9
Calibration Date: 05/10/19 17:06

Compound	Level 01		Level 02		Level 03		Level 04		Level 05		Level 06	
	ng/mL	RF	ng/mL	RF	ng/mL	RF	ng/mL	RF	ng/mL	RF	ng/mL	RF
Acenaphthene	20	1.288501	50	1.419587	100	1.406563	200	1.39259	500	1.371812	1000	1.306586
Acenaphthylene	20	1.863144	50	2.010742	100	2.189345	200	2.231277	500	2.22154	1000	2.159684
Anthracene	20	1.127751	50	1.14128	100	1.199078	200	1.200488	500	1.187601	1000	1.107107
Benz(a)anthracene	20	1.238278	50	1.146912	100	1.156658	200	1.2101	500	1.232807	1000	1.201567
Benzo(a)pyrene	20	0.831374	50	0.9495318	100	1.011327	200	1.09916	500	1.217697	1000	1.226816
Benzo(b)fluoranthene	20	1.040836	50	1.069929	100	1.095045	200	1.220618	500	1.317848	1000	1.340094
Benzo(k)fluoranthene	20	1.017948	50	1.107924	100	1.153141	200	1.268315	500	1.343987	1000	1.310869
Benzo(b+k)fluoranthene(s)	40	1.029392	100	1.129669	200	1.170828	400	1.277505	1000	1.367083	2000	1.355767
Benzo(g,h,i)perylene	20	1.007868	50	1.040986	100	1.074444	200	1.126319	500	1.174934	1000	1.133316
Chrysene	20	1.103678	50	1.076118	100	1.102162	200	1.124544	500	1.126938	1000	1.0793
Dibenz(a,h)anthracene	20	0.9716498	50	0.9790812	100	1.003394	200	1.034606	500	1.04517	1000	0.998845
Fluoranthene	20	1.230029	50	1.262474	100	1.342926	200	1.395811	500	1.432339	1000	1.352739
Fluorene	20	1.519659	50	1.512221	100	1.603912	200	1.583846	500	1.575582	1000	1.45017
Indeno(1,2,3-cd)pyrene	20	1.127763	50	1.08833	100	1.108311	200	1.085168	500	1.136381	1000	1.091439
1-Methylnaphthalene	20	0.7161269	50	0.7230382	100	0.7606168	200	0.7740158	500	0.8013938	1000	0.7657356
2-Methylnaphthalene	20	0.6944655	50	0.7202952	100	0.7636913	200	0.7871127	500	0.8385005	1000	0.8146151
Naphthalene	20	1.068125	50	1.095144	100	1.106694	200	1.09884	500	1.083677	1000	1.048114
Phenanthrene	20	1.134929	50	1.183318	100	1.186359	200	1.183071	500	1.169809	1000	1.091993
Pyrene	20	1.317504	50	1.337785	100	1.404394	200	1.440178	500	1.421049	1000	1.349333
Carbazole	20	0.8810276	50	0.9494272	100	1.015353	200	1.061283	500	1.074229	1000	1.02904
Dibenzofuran	20	1.47976	50	1.738961	100	1.834585	200	1.920675	500	1.943877	1000	1.835112
4-Chloro-3-methylphenol	20	~~0.1122062~~	50	~~0.1230065~~	100	0.1262715	200	0.1919174	500	0.2659416	1000	0.3083995
2-Chlorophenol	20	1.314571	50	1.287184	100	1.360969	200	1.367597	500	1.432557	1000	1.399386
2,4-Dichlorophenol	20	~~0.1483808~~	50	0.1514651	100	0.1950366	200	0.2221574	500	0.2530891	1000	0.2715491
2,4-Dimethylphenol	20	~~0.2241958~~	50	0.2187544	100	0.2603808	200	0.2803587	500	0.3010278	1000	0.3104036
2,4-Dinitrophenol	20	~~0~~	50	~~0~~	100	~~1.038239E-02~~	200	2.957144E-02	500	6.577932E-02	1000	0.1079237
4,6-Dinitro-2-methylphenol	20	~~0~~	50	~~3.688344E-02~~	100	0.063634	200	0.1025415	500	0.1526732	1000	0.1872498
2-Methylphenol	20	1.00711	50	0.9144437	100	1.105322	200	1.011356	500	1.117853	1000	1.061494
3+4-Methylphenol(s)	20	1.187918	50	1.142116	100	1.289658	200	1.31547	500	1.405096	1000	1.34953
2-Nitrophenol	20	0.1412325	50	0.1586655	100	0.1719994	200	0.1975182	500	0.2268856	1000	0.2034607
4-Nitrophenol	20	~~7.502884E-02~~	50	~~6.883775E-02~~	100	0.1087639	200	0.1442678	500	0.1998079	1000	0.2380584

INITIAL CALIBRATION DATA

EPA 8270D

Laboratory: Apex Laboratories
SDG: A9E0838
Client: Anchor QEA, LLC
Project: Port of Portland - T4 - PDI
Calibration: A9E1009
Instrument: SV-GCMS9
Calibration Date: 05/10/19 17:06

Compound	Level 01		Level 02		Level 03		Level 04		Level 05		Level 06	
	ng/mL	RF	ng/mL	RF	ng/mL	RF	ng/mL	RF	ng/mL	RF	ng/mL	RF
Pentachlorophenol (PCP)	20	~~0.1155115~~	50	~~6.994367E-02~~	100	5.531214E-02	200	6.709891E-02	500	9.704437E-02	1000	0.1095413
Phenol	20	1.607183	50	1.682112	100	1.785201	200	1.828256	500	1.90949	1000	1.842957
2,3,4,6-Tetrachlorophenol	20	0.1526598	50	0.1844172	100	0.2538662	200	0.2928592	500	0.32725	1000	0.3393464
2,3,5,6-Tetrachlorophenol	20	~~9.237655E-02~~	50	0.1223782	100	0.1637738	200	0.2411398	500	0.2918818	1000	0.3153475
2,4,5-Trichlorophenol	20	~~0.1799825~~	50	0.1840772	100	0.2253983	200	0.259576	500	0.3397883	1000	0.3769458
2,4,6-Trichlorophenol	20	~~0.1491903~~	50	0.1677601	100	0.2172766	200	0.2906159	500	0.3703367	1000	0.3945046
Bis(2-ethylhexyl)phthalate	20	~~0.3788428~~	50	~~0.4304644~~	100	0.502371	200	0.6149371	500	0.7295725	1000	0.7456653
Butyl benzyl phthalate	20	0.3139959	50	0.3724338	100	0.395015	200	0.4909578	500	0.561584	1000	0.6001846
Diethylphthalate	20	1.340544	50	1.40208	100	1.484431	200	1.508918	500	1.456733	1000	1.378609
Dimethylphthalate	20	1.304548	50	1.473468	100	1.54212	200	1.564146	500	1.574707	1000	1.490367
Di-n-butylphthalate	20	~~1.054631~~	50	1.069906	100	1.202292	200	1.27455	500	1.355582	1000	1.325249
Di-n-octyl phthalate	20	~~0.5162564~~	50	~~0.5928279~~	100	0.6860704	200	0.9387831	500	1.249867	1000	1.418885
2,3,5-Trimethylnaphthalene	20	1.268551	50	1.270524	100	1.338324	200	1.303468	500	1.307919	1000	1.207273
2,6-Dimethylnaphthalene	20	1.11459	50	1.215284	100	1.31354	200	1.402747	500	1.409564	1000	1.340618
Benzo(e)pyrene	20	1.085456	50	1.132828	100	1.183546	200	1.245102	500	1.321292	1000	1.297193
1,1'-Biphenyl	20	1.43162	50	1.544515	100	1.686134	200	1.811608	500	1.920156	1000	1.818692
Perylene	20	1.029276	50	0.9863375	100	1.041456	200	1.03607	500	1.098192	1000	1.079829
Nitrobenzene-d5 (Surr)	20	1.553028	50	1.376274	100	1.414972	200	1.465448	500	1.447388	1000	1.395719
2-Fluorobiphenyl (Surr)	20	1.342713	50	1.501853	100	1.633133	200	1.702499	500	1.728598	1000	1.620679
Phenol-d6 (Surr)	20	1.463061	50	1.475944	100	1.583384	200	1.633634	500	1.720105	1000	1.694929
p-Terphenyl-d14 (Surr)	20	0.975051	50	0.9304463	100	1.015495	200	1.036821	500	1.060335	1000	1.023652
2-Fluorophenol (Surr)	20	1.132016	50	1.060195	100	1.213847	200	1.246799	500	1.324304	1000	1.304523
2,4,6-Tribromophenol (Surr)	20	~~6.639108E-02~~	50	7.065921E-02	100	8.120293E-02	200	9.200568E-02	500	0.1017594	1000	0.1038965

INITIAL CALIBRATION DATA (Continued)

EPA 8270D

Laboratory: Apex Laboratories
SDG: A9E0838
Client: Anchor QEA, LLC
Project: Port of Portland - T4 - PDI
Calibration: A9E1009
Instrument: SV-GCMS9
Matrix:
Calibration Date: 05/10/19 17:06

Compound	Level 07		Level 08		Level 09		Level 10		Level 11		Level 12	
	ng/mL	RF	ng/mL	RF	ng/mL	RF	ng/mL	RF	ng/mL	RF	ng/mL	RF
Acenaphthene	2000	1.222855	4000	1.106924	6000	1.010154	8000	0.9380463				
Acenaphthylene	2000	1.960702	4000	1.71094	6000	1.458714	8000	~~1.265118~~				
Anthracene	2000	1.003325	4000	0.8786621	6000	0.7689579	8000	~~0.7009088~~				
Benz(a)anthracene	2000	1.160517	4000	1.142753	6000	1.081444	8000	1.045892				
Benzo(a)pyrene	2000	1.147208	4000	1.065859	6000	1.009417	8000	0.9681162				
Benzo(b)fluoranthene	2000	1.329545	4000	1.268328	6000	1.25114	8000	1.292479				
Benzo(k)fluoranthene	2000	1.20272	4000	1.090877	6000	0.9800293	8000	0.9081583				
Benzo(b+k)fluoranthene(s)	4000	1.294432	8000	1.210313	12000	1.145537	16000	1.109431				
Benzo(g,h,i)perylene	2000	1.118641	4000	1.079451	6000	1.010582	8000	0.9722367				
Chrysene	2000	1.062123	4000	1.050158	6000	1.011204	8000	0.9809463				
Dibenz(a,h)anthracene	2000	1.007409	4000	0.9374441	6000	0.8774625	8000	0.8406638				
Fluoranthene	2000	1.198634	4000	1.08033	6000	0.9404231	8000	~~0.8869122~~				
Fluorene	2000	1.306492	4000	1.141754	6000	~~1.005022~~	8000	~~0.9276221~~				
Indeno(1,2,3-cd)pyrene	2000	1.081306	4000	1.100069	6000	1.079962	8000	1.083719				
1-Methylnaphthalene	2000	0.7168087	4000	0.6691839	6000	0.6008326	8000	0.5603313				
2-Methylnaphthalene	2000	0.7727834	4000	0.7348567	6000	0.6468876	8000	~~0.6157905~~				
Naphthalene	2000	0.982297	4000	0.9083996	6000	0.8158451	8000	0.7683261				
Phenanthrene	2000	1.004201	4000	0.8809291	6000	0.7807684	8000	~~0.7273861~~				
Pyrene	2000	1.182555	4000	1.055062	6000	0.9264856	8000	~~0.8683642~~				
Carbazole	2000	0.9197705	4000	0.8243731	6000	0.6713318	8000	~~0.5631641~~				
Dibenzofuran	2000	1.689888	4000	1.501242	6000	1.320772	8000	~~1.198853~~				
4-Chloro-3-methylphenol	2000	0.3181131	4000	0.3406578	6000	0.3199417	8000	0.3134429				
2-Chlorophenol	2000	1.423161	4000	1.393311	6000	1.364312	8000	1.315164				
2,4-Dichlorophenol	2000	0.2770721	4000	0.2777324	6000	0.2482813	8000	0.2435223				
2,4-Dimethylphenol	2000	0.3111687	4000	0.306541	6000	0.2855238	8000	0.2795605				
2,4-Dinitrophenol	2000	0.1240746	4000	0.1643289	6000	0.1747016	8000	0.1783903				
4,6-Dinitro-2-methylphenol	2000	0.1923731	4000	0.2155312	6000	0.2141173	8000	0.2129201				
2-Methylphenol	2000	1.063794	4000	1.078184	6000	1.035697	8000	0.9646772				
3+4-Methylphenol(s)	2000	1.354181	4000	1.357124	6000	1.282245	8000	1.198168				
2-Nitrophenol	2000	0.2014452	4000	0.2030443	6000	0.1945933	8000	0.1923049				
4-Nitrophenol	2000	0.2340118	4000	0.272251	6000	0.2740057	8000	0.2725831				

INITIAL CALIBRATION DATA (Continued)

EPA 8270D

Laboratory: Apex Laboratories
SDG: A9E0838
Client: Anchor QEA, LLC
Project: Port of Portland - T4 - PDI
Calibration: A9E1009
Instrument: SV-GCMS9
Matrix:
Calibration Date: 05/10/19 17:06

Compound	Level 07		Level 08		Level 09		Level 10		Level 11		Level 12	
	ng/mL	RF	ng/mL	RF	ng/mL	RF	ng/mL	RF	ng/mL	RF	ng/mL	RF
Pentachlorophenol (PCP)	2000	0.1143396	4000	0.1277543	6000	0.1252676	8000	0.1221115				
Phenol	2000	1.896969	4000	1.899182	6000	1.877133	8000	1.758094				
2,3,4,6-Tetrachlorophenol	2000	0.3279991	4000	0.3252399	6000	0.3048896	8000	0.290577				
2,3,5,6-Tetrachlorophenol	2000	0.3109245	4000	0.3167555	6000	0.3048764	8000	0.2919889				
2,4,5-Trichlorophenol	2000	0.3792326	4000	0.3753727	6000	0.3481242	8000	0.3336824				
2,4,6-Trichlorophenol	2000	0.3934518	4000	0.3887167	6000	0.371188	8000	0.3536381				
Bis(2-ethylhexyl)phthalate	2000	0.7515566	4000	0.7829898	6000	0.7668836	8000	0.7471264				
Butyl benzyl phthalate	2000	0.6211495	4000	0.673607	6000	0.675999	8000	0.681001				
Diethylphthalate	2000	1.215101	4000	1.059783	6000	~~0.9303606~~	8000	~~0.8566059~~				
Dimethylphthalate	2000	1.401869	4000	1.296864	6000	1.192857	8000	1.150796				
Di-n-butylphthalate	2000	1.189422	4000	1.074511	6000	~~0.9489944~~	8000	~~0.8745828~~				
Di-n-octyl phthalate	2000	1.467974	4000	1.530108	6000	1.46188	8000	1.443103				
2,3,5-Trimethylnaphthalene	2000	1.087459	4000	0.9300448	6000	~~0.816687~~	8000	~~0.7644802~~				
2,6-Dimethylnaphthalene	2000	1.236377	4000	1.084785	6000	0.9655195	8000	~~0.890492~~				
Benzo(e)pyrene	2000	1.261601	4000	1.194903	6000	1.135328	8000	1.100916				
1,1'-Biphenyl	2000	1.679269	4000	1.477851	6000	~~1.309359~~	8000	~~1.20655~~				
Perylene	2000	1.033019	4000	0.976321	6000	0.9367363	8000	0.9079865				
Nitrobenzene-d5 (Surr)	2000	1.393371	4000	1.394111	6000	1.376127	8000	1.326111				
2-Fluorobiphenyl (Surr)	2000	1.495217	4000	1.313224	6000	1.158242	8000	~~1.073407~~				
Phenol-d6 (Surr)	2000	1.792311	4000	1.893767	6000	1.901965	8000	1.847127				
p-Terphenyl-d14 (Surr)	2000	1.00833	4000	0.9646131	6000	0.9057975	8000	0.880332				
2-Fluorophenol (Surr)	2000	1.390615	4000	1.440466	6000	1.492937	8000	1.463219				
2,4,6-Tribromophenol (Surr)	2000	9.822309E-02	4000	9.740403E-02	6000	9.328247E-02	8000	8.992075E-02				

SECOND-SOURCE CALIBRATION VERIFICATION

EPA 8270D

Laboratory:	Apex Laboratories	SDG:	A9E0838
Client:	Anchor QEA, LLC	Project:	Port of Portland - T4 - PDI
Instrument ID:	SV-GCMS5	Calibration:	A9A3103
Lab File ID:	E01301925.D		
Sequence:	9A30046	Inject Date:	01/31/19
Lab Sample ID:	9A30046-ICV1	Inject Time:	01:40

ANALYTE	EXPECTED (ng/mL)	FOUND (ng/mL)	% DRIFT	QC LIMIT
Acenaphthene	1000	1030	3.3	70 - 130
Acenaphthylene	1000	1070	6.9	70 - 130
Anthracene	1000	1030	3.4	70 - 130
Benz(a)anthracene	1000	1060	5.6	70 - 130
Benzo(a)pyrene	1000	1090	9.4	70 - 130
Benzo(b)fluoranthene	1000	1080	8.1	70 - 130
Benzo(k)fluoranthene	1000	1080	8.3	70 - 130
Benzo(g,h,i)perylene	1000	1050	5.4	70 - 130
Chrysene	1000	1030	3.1	70 - 130
Dibenz(a,h)anthracene	1000	1030	2.6	70 - 130
Fluoranthene	1000	1040	4.0	70 - 130
Fluorene	1000	1110	10.5	70 - 130
Indeno(1,2,3-cd)pyrene	1000	995	-0.5	70 - 130
1-Methylnaphthalene	1000	1060	5.9	70 - 130
2-Methylnaphthalene	1000	1080	7.8	70 - 130
Naphthalene	1000	1020	1.7	70 - 130
Phenanthrene	1000	1040	3.7	70 - 130
Pyrene	1000	1050	4.8	70 - 130
Carbazole	1000	1000	0.2	70 - 130
Dibenzofuran	1000	1060	6.5	70 - 130
4-Chloro-3-methylphenol	1000	1060	6.0	70 - 130
2-Chlorophenol	1000	1050	5.2	70 - 130
2,4-Dichlorophenol	1000	1080	7.5	70 - 130
2,4-Dimethylphenol	1000	1010	0.9	70 - 130
2,4-Dinitrophenol	1000	1090	9.0	70 - 130
4,6-Dinitro-2-methylphenol	1000	1210	21.0	70 - 130
2-Methylphenol	1000	1050	4.7	70 - 130
3+4-Methylphenol(s)	1000	1080	8.0	70 - 130
2-Nitrophenol	1000	1120	12.0	70 - 130
4-Nitrophenol	1000	1090	8.8	70 - 130
Pentachlorophenol (PCP)	1000	1000	-0.04	70 - 130

SECOND-SOURCE CALIBRATION VERIFICATION

EPA 8270D

Laboratory:	Apex Laboratories	SDG:	A9E0838
Client:	Anchor QEA, LLC	Project:	Port of Portland - T4 - PDI
Instrument ID:	SV-GCMS5	Calibration:	A9A3103
Lab File ID:	E01301925.D		
Sequence:	9A30046	Inject Date:	01/31/19
Lab Sample ID:	9A30046-ICV1	Inject Time:	01:40

ANALYTE	EXPECTED (ng/mL)	FOUND (ng/mL)	% DRIFT	QC LIMIT
Phenol	1000	1020	2.1	70 - 130
2,3,4,6-Tetrachlorophenol	1000	1110	10.7	70 - 130
2,3,5,6-Tetrachlorophenol	1000	1150	15.1	70 - 130
2,4,5-Trichlorophenol	1000	1100	9.8	70 - 130
2,4,6-Trichlorophenol	1000	1100	10.2	70 - 130
Bis(2-ethylhexyl)phthalate	1000	1010	1.0	70 - 130
Butyl benzyl phthalate	1000	1060	5.5	70 - 130
Diethylphthalate	1000	1150	14.6	70 - 130
Dimethylphthalate	1000	1120	12.1	70 - 130
Di-n-butylphthalate	1000	1020	1.8	70 - 130
Di-n-octyl phthalate	1000	1060	6.3	70 - 130
Nitrobenzene-d5 (Surr)	1000	1060	6.1	70 - 130
2-Fluorobiphenyl (Surr)	1000	1020	1.9	70 - 130
Phenol-d6 (Surr)	1000	1040	3.9	70 - 130
p-Terphenyl-d14 (Surr)	1000	1050	5.0	70 - 130
2-Fluorophenol (Surr)	1000	1030	2.6	70 - 130
2,4,6-Tribromophenol (Surr)	1000	1140	13.8	70 - 130

SECOND-SOURCE CALIBRATION VERIFICATION

EPA 8270D

Laboratory:	Apex Laboratories	SDG:	A9E0838
Client:	Anchor QEA, LLC	Project:	Port of Portland - T4 - PDI
Instrument ID:	SV-GCMS10	Calibration:	A9D1505
Lab File ID:	J04121926.D		
Sequence:	9D12042	Inject Date:	04/13/19
Lab Sample ID:	9D12042-ICV1	Inject Time:	01:26

ANALYTE	EXPECTED (ng/mL)	FOUND (ng/mL)	% DRIFT	QC LIMIT
Acenaphthene	1000	1030	3.0	70 - 130
Acenaphthylene	1000	1080	7.7	70 - 130
Anthracene	1000	1050	5.4	70 - 130
Benz(a)anthracene	1000	1040	4.0	70 - 130
Benzo(a)pyrene	1000	1040	3.5	70 - 130
Benzo(b)fluoranthene	1000	1030	3.0	70 - 130
Benzo(k)fluoranthene	1000	1020	1.6	70 - 130
Benzo(g,h,i)perylene	1000	1060	6.4	70 - 130
Chrysene	1000	1020	2.1	70 - 130
Dibenz(a,h)anthracene	1000	1020	1.9	70 - 130
Fluoranthene	1000	1100	9.9	70 - 130
Fluorene	1000	1070	7.1	70 - 130
Indeno(1,2,3-cd)pyrene	1000	957	-4.3	70 - 130
1-Methylnaphthalene	1000	1050	5.0	70 - 130
2-Methylnaphthalene	1000	1090	8.5	70 - 130
Naphthalene	1000	1050	4.9	70 - 130
Phenanthrene	1000	1040	3.7	70 - 130
Pyrene	1000	1090	9.3	70 - 130
Carbazole	1000	1060	6.5	70 - 130
Dibenzofuran	1000	1060	5.8	70 - 130
4-Chloro-3-methylphenol	1000	993	-0.7	70 - 130
2-Chlorophenol	1000	1070	7.4	70 - 130
2,4-Dichlorophenol	1000	1020	2.1	70 - 130
2,4-Dimethylphenol	1000	987	-1.3	70 - 130
2,4-Dinitrophenol	1000	962	-3.8	70 - 130
4,6-Dinitro-2-methylphenol	1000	1190	18.6	70 - 130
2-Methylphenol	1000	1080	7.8	70 - 130
3+4-Methylphenol(s)	1000	1050	5.3	70 - 130
2-Nitrophenol	1000	1120	12.2	70 - 130
4-Nitrophenol	1000	1080	7.7	70 - 130
Pentachlorophenol (PCP)	1000	1050	5.0	70 - 130

SECOND-SOURCE CALIBRATION VERIFICATION

EPA 8270D

Laboratory:	Apex Laboratories	SDG:	A9E0838
Client:	Anchor QEA, LLC	Project:	Port of Portland - T4 - PDI
Instrument ID:	SV-GCMS10	Calibration:	A9D1505
Lab File ID:	J04121926.D		
Sequence:	9D12042	Inject Date:	04/13/19
Lab Sample ID:	9D12042-ICV1	Inject Time:	01:26

ANALYTE	EXPECTED (ng/mL)	FOUND (ng/mL)	% DRIFT	QC LIMIT
Phenol	1000	1050	5.1	70 - 130
2,3,4,6-Tetrachlorophenol	1000	1040	4.3	70 - 130
2,3,5,6-Tetrachlorophenol	1000	1030	3.5	70 - 130
2,4,5-Trichlorophenol	1000	1080	8.2	70 - 130
2,4,6-Trichlorophenol	1000	964	-3.6	70 - 130
Bis(2-ethylhexyl)phthalate	1000	1010	0.7	70 - 130
Butyl benzyl phthalate	1000	1010	1.2	70 - 130
Diethylphthalate	1000	1070	6.9	70 - 130
Dimethylphthalate	1000	1050	4.8	70 - 130
Di-n-butylphthalate	1000	1090	8.9	70 - 130
Di-n-octyl phthalate	1000	993	-0.7	70 - 130
Nitrobenzene-d5 (Surr)	1000	1010	1.0	70 - 130
2-Fluorobiphenyl (Surr)	1000	1100	9.5	70 - 130
Phenol-d6 (Surr)	1000	1020	1.8	70 - 130
p-Terphenyl-d14 (Surr)	1000	1050	4.6	70 - 130
2-Fluorophenol (Surr)	1000	1030	2.5	70 - 130
2,4,6-Tribromophenol (Surr)	1000	1000	0.4	70 - 130

SECOND-SOURCE CALIBRATION VERIFICATION

EPA 8270D

Laboratory:	Apex Laboratories	SDG:	A9E0838
Client:	Anchor QEA, LLC	Project:	Port of Portland - T4 - PDI
Instrument ID:	SV-GCMS9	Calibration:	A9E1009
Lab File ID:	I05081930.D		
Sequence:	9E08056	Inject Date:	05/09/19
Lab Sample ID:	9E08056-ICV1	Inject Time:	02:48

ANALYTE	EXPECTED (ng/mL)	FOUND (ng/mL)	% DRIFT	QC LIMIT
Acenaphthene	1000	1040	3.9	70 - 130
Acenaphthylene	1000	1090	8.9	70 - 130
Anthracene	1000	1030	2.7	70 - 130
Benz(a)anthracene	1000	1040	4.5	70 - 130
Benzo(a)pyrene	1000	1030	2.6	70 - 130
Benzo(b)fluoranthene	1000	1040	3.5	70 - 130
Benzo(k)fluoranthene	1000	1010	0.9	70 - 130
Benzo(g,h,i)perylene	1000	1060	5.6	70 - 130
Chrysene	1000	1000	0.005	70 - 130
Dibenz(a,h)anthracene	1000	1030	2.8	70 - 130
Fluoranthene	1000	1070	6.8	70 - 130
Fluorene	1000	981	-1.9	70 - 130
Indeno(1,2,3-cd)pyrene	1000	987	-1.3	70 - 130
1-Methylnaphthalene	1000	1040	4.2	70 - 130
2-Methylnaphthalene	1000	1060	6.2	70 - 130
Naphthalene	1000	1010	1.0	70 - 130
Phenanthrene	1000	1010	0.7	70 - 130
Pyrene	1000	1040	4.1	70 - 130
Carbazole	1000	1080	8.4	70 - 130
Dibenzofuran	1000	1070	7.4	70 - 130
4-Chloro-3-methylphenol	1000	1010	0.7	70 - 130
2-Chlorophenol	1000	1030	2.8	70 - 130
2,4-Dichlorophenol	1000	1030	3.5	70 - 130
2,4-Dimethylphenol	1000	1030	2.9	70 - 130
2,4-Dinitrophenol	1000	947	-5.3	70 - 130
4,6-Dinitro-2-methylphenol	1000	1160	16.4	70 - 130
2-Methylphenol	1000	1040	4.3	70 - 130
3+4-Methylphenol(s)	1000	1050	5.3	70 - 130
2-Nitrophenol	1000	1110	11.2	70 - 130
4-Nitrophenol	1000	1030	3.5	70 - 130
Pentachlorophenol (PCP)	1000	1040	3.8	70 - 130

SECOND-SOURCE CALIBRATION VERIFICATION

EPA 8270D

Laboratory:	Apex Laboratories	SDG:	A9E0838
Client:	Anchor QEA, LLC	Project:	Port of Portland - T4 - PDI
Instrument ID:	SV-GCMS9	Calibration:	A9E1009
Lab File ID:	I05081930.D		
Sequence:	9E08056	Inject Date:	05/09/19
Lab Sample ID:	9E08056-ICV1	Inject Time:	02:48

ANALYTE	EXPECTED (ng/mL)	FOUND (ng/mL)	% DRIFT	QC LIMIT
Phenol	1000	1060	5.5	70 - 130
2,3,4,6-Tetrachlorophenol	1000	1060	5.8	70 - 130
2,3,5,6-Tetrachlorophenol	1000	1040	3.6	70 - 130
2,4,5-Trichlorophenol	1000	1090	8.7	70 - 130
2,4,6-Trichlorophenol	1000	1040	4.3	70 - 130
Bis(2-ethylhexyl)phthalate	1000	1060	6.0	70 - 130
Butyl benzyl phthalate	1000	1060	6.2	70 - 130
Diethylphthalate	1000	1010	0.9	70 - 130
Dimethylphthalate	1000	1060	6.2	70 - 130
Di-n-butylphthalate	1000	1080	7.6	70 - 130
Di-n-octyl phthalate	1000	1010	1.3	70 - 130
Nitrobenzene-d5 (Surr)	1000	983	-1.7	70 - 130
2-Fluorobiphenyl (Surr)	1000	1080	8.0	70 - 130
Phenol-d6 (Surr)	1000	1000	0.3	70 - 130
p-Terphenyl-d14 (Surr)	1000	1040	4.3	70 - 130
2-Fluorophenol (Surr)	1000	1020	1.5	70 - 130
2,4,6-Tribromophenol (Surr)	1000	1090	8.6	70 - 130

CONTINUING CALIBRATION CHECK

EPA 8270D

Laboratory:	Apex Laboratories	SDG:	A9E0838
Client:	Anchor QEA, LLC	Project:	Port of Portland - T4 - PDI
Instrument ID:	SV-GCMS5	Calibration:	A9A3103
Lab File ID:	E06051903.D	Calibration Date:	01/31/19 12:46
Sequence:	9F05022	Injection Date:	06/05/19
Lab Sample ID:	9F05022-CCV1	Injection Time:	14:34

COMPOUND	Curve Fit	Calculated Concentration (ng/mL) [L/Q Fits]			Response Factors [Ave RF]			Limit
		STD	CCV	% DIFF	ICAL	CCV	% Drift	
Acenaphthene	Ave	1000	1030		1.320947	1.364149	3.3	20
Acenaphthylene	Ave	1000	1060		1.948127	2.057904	5.6	20
Anthracene	Ave	1000	1030		1.126296	1.158185	2.8	20
Benz(a)anthracene	Ave	1000	984		1.128129	1.110036	-1.6	20
Benzo(a)pyrene	Ave	1000	1150		0.9593879	1.102839	15.0	20
Benzo(b)fluoranthene	Ave	1000	1120		1.056647	1.179377	11.6	20
Benzo(k)fluoranthene	Ave	1000	1160		1.038438	1.202315	15.8	20
Benzo(g,h,i)perylene	Ave	1000	991		1.079251	1.06958	-0.9	20
Chrysene	Ave	1000	1030		1.074697	1.111642	3.4	20
Dibenz(a,h)anthracene	Ave	1000	1040		1.003913	1.046277	4.2	20
Fluoranthene	Ave	1000	1060		1.138647	1.206538	6.0	20
Fluorene	Ave	1000	1110		1.375044	1.531012	11.3	20
Indeno(1,2,3-cd)pyrene	Ave	1000	961		1.096233	1.053968	-3.9	20
2-Methylnaphthalene	Ave	1000	1050		0.6711103	0.7063289	5.2	20
Naphthalene	Ave	1000	1010		1.066921	1.082101	1.4	20
Phenanthrene	Ave	1000	1040		1.097729	1.137966	3.7	20
Pyrene	Ave	1000	1080		1.156671	1.246735	7.8	20

** Quadratic Curve fit may be weighted (1/a or 1/a2).

* = Values outside of QC limits

CONTINUING CALIBRATION CHECK

EPA 8270D

Laboratory:	Apex Laboratories	SDG:	A9E0838
Client:	Anchor QEA, LLC	Project:	Port of Portland - T4 - PDI
Instrument ID:	SV-GCMS10	Calibration:	A9D1505
Lab File ID:	J06051902.D	Calibration Date:	04/15/19 14:53
Sequence:	9F05024	Injection Date:	06/05/19
Lab Sample ID:	9F05024-CCV1	Injection Time:	08:31

COMPOUND	Curve Fit	Calculated Concentration (ng/mL) [L/Q Fits]			Response Factors [Ave RF]			Limit
		STD	CCV	% DIFF	ICAL	CCV	% Drift	
Acenaphthene	Ave	1000	1050		1.28667	1.348188	4.8	20
Acenaphthylene	Ave	1000	1060		2.000623	2.114635	5.7	20
Anthracene	Ave	1000	1070		1.056941	1.126205	6.6	20
Benz(a)anthracene	Ave	1000	1060		1.091349	1.153328	5.7	20
Benzo(a)pyrene	XXX	1000	1100	10.0				20
Benzo(b)fluoranthene	XXX	1000	1090	9.1				20
Benzo(k)fluoranthene	XXX	1000	1070	6.9				20
Benzo(g,h,i)perylene	Ave	1000	981		1.081412	1.061271	-1.9	20
Chrysene	Ave	1000	1060		1.058934	1.124955	6.2	20
Dibenz(a,h)anthracene	Ave	1000	1090		1.00084	1.093448	9.3	20
Fluoranthene	Ave	1000	1050		1.082262	1.133351	4.7	20
Fluorene	Ave	1000	1060		1.316347	1.389426	5.6	20
Indeno(1,2,3-cd)pyrene	Ave	1000	933		1.118845	1.043734	-6.7	20
1-Methylnaphthalene	Ave	1000	1010		0.6584879	0.6677624	1.4	20
2-Methylnaphthalene	Ave	1000	1030		0.6788702	0.696693	2.6	20
Naphthalene	Ave	1000	1020		1.035252	1.058889	2.3	20
Phenanthrene	Ave	1000	1020		1.085248	1.107066	2.0	20
Pyrene	Ave	1000	1030		1.115312	1.147194	2.9	20

** Quadratic Curve fit may be weighted (1/a or 1/a2).

* = Values outside of QC limits

CONTINUING CALIBRATION CHECK

EPA 8270D

Laboratory:	Apex Laboratories	SDG:	A9E0838
Client:	Anchor QEA, LLC	Project:	Port of Portland - T4 - PDI
Instrument ID:	SV-GCMS5	Calibration:	A9A3103
Lab File ID:	E06061903.D	Calibration Date:	01/31/19 12:46
Sequence:	9F06012	Injection Date:	06/06/19
Lab Sample ID:	9F06012-CCV1	Injection Time:	09:37

COMPOUND	Curve Fit	Calculated Concentration (ng/mL) [L/Q Fits]			Response Factors [Ave RF]			Limit
		STD	CCV	% DIFF	ICAL	CCV	% Drift	
Acenaphthene	Ave	1000	1020		1.320947	1.344793	1.8	20
Acenaphthylene	Ave	1000	1040		1.948127	2.025146	4.0	20
Anthracene	Ave	1000	1020		1.126296	1.143834	1.6	20
Benz(a)anthracene	Ave	1000	982		1.128129	1.107281	-1.8	20
Benzo(a)pyrene	Ave	1000	1150		0.9593879	1.100235	14.7	20
Benzo(b)fluoranthene	Ave	1000	1100		1.056647	1.162107	10.0	20
Benzo(k)fluoranthene	Ave	1000	1150		1.038438	1.196213	15.2	20
Benzo(g,h,i)perylene	Ave	1000	1000		1.079251	1.079494	0.02	20
Chrysene	Ave	1000	1020		1.074697	1.098143	2.2	20
Dibenz(a,h)anthracene	Ave	1000	1050		1.003913	1.050332	4.6	20
Fluoranthene	Ave	1000	1020		1.138647	1.164639	2.3	20
Fluorene	Ave	1000	1050		1.375044	1.438915	4.6	20
Indeno(1,2,3-cd)pyrene	Ave	1000	965		1.096233	1.05766	-3.5	20
2-Methylnaphthalene	Ave	1000	1060		0.6711103	0.710101	5.8	20
Naphthalene	Ave	1000	1000		1.066921	1.068001	0.1	20
Phenanthrene	Ave	1000	1040		1.097729	1.14579	4.4	20
Pyrene	Ave	1000	1040		1.156671	1.203191	4.0	20

** Quadratic Curve fit may be weighted (1/a or 1/a2).

* = Values outside of QC limits

CONTINUING CALIBRATION CHECK

EPA 8270D

Laboratory:	Apex Laboratories	SDG:	A9E0838
Client:	Anchor QEA, LLC	Project:	Port of Portland - T4 - PDI
Instrument ID:	SV-GCMS9	Calibration:	A9E1009
Lab File ID:	I06061908.D	Calibration Date:	05/10/19 17:06
Sequence:	9F06040	Injection Date:	06/06/19
Lab Sample ID:	9F06040-CCV1	Injection Time:	15:21

COMPOUND	Curve Fit	Calculated Concentration (ng/mL) [L/Q Fits]			Response Factors [Ave RF]			Limit
		STD	CCV	% DIFF	ICAL	CCV	% Drift	
Acenaphthene	Ave	1000	1050		1.246362	1.307559	4.9	20
Acenaphthylene	Ave	1000	1060		1.978454	2.09167	5.7	20
Anthracene	Ave	1000	1030		1.06825	1.097825	2.8	20
Benz(a)anthracene	Ave	1000	1010		1.161693	1.171914	0.9	20
Benzo(a)pyrene	XXX	1000	1030	3.2				20
Benzo(b)fluoranthene	XXX	1000	1030	3.0				20
Benzo(k)fluoranthene	XXX	1000	998	-0.2				20
Benzo(g,h,i)perylene	Ave	1000	1080		1.073878	1.164584	8.4	20
Chrysene	Ave	1000	992		1.071717	1.063512	-0.8	20
Dibenz(a,h)anthracene	Ave	1000	1040		0.9695725	1.005262	3.7	20
Fluoranthene	Ave	1000	1020		1.248412	1.27119	1.8	20
Fluorene	Ave	1000	1010		1.461705	1.471013	0.6	20
Indeno(1,2,3-cd)pyrene	Ave	1000	979		1.098245	1.075158	-2.1	20
2-Methylnaphthalene	Ave	1000	1040		0.7525787	0.7805676	3.7	20
Naphthalene	Ave	1000	1040		0.9975462	1.041778	4.4	20
Phenanthrene	Ave	1000	1020		1.068375	1.088975	1.9	20
Pyrene	Ave	1000	1000		1.270483	1.271812	0.1	20

** Quadratic Curve fit may be weighted (1/a or 1/a2).

* = Values outside of QC limits

SURROGATE STANDARD RECOVERY AND RT SUMMARY

EPA 8270D

Laboratory:	Apex Laboratories	SDG:	A9E0838
Client:	Anchor QEA, LLC	Project:	Port of Portland - T4 - PDI
Sequence:	9A30046	Instrument:	SV-GCMS5
Matrix:	Sediment	Calibration:	A9A3103

Surrogate Compound	Spike Level ng/mL	% Recovery	Recovery Limits	RT	Calibration Mean RT	RT Diff	RT Diff Limit	Q
Initial Cal Check (9A30046-ICV1)				Lab File ID: E01301925.D		Analyzed: 01/31/19 01:40		
Nitrobenzene-d5 (Surr)	1000	106	70 - 130	7.377	7.381	-0.0040	+/-1.0	
2-Fluorobiphenyl (Surr)	1000	102	70 - 130	9.179	9.1815	-0.0025	+/-1.0	
Phenol-d6 (Surr)	1000	104	70 - 130	6.473	6.4784	-0.0054	+/-1.0	
p-Terphenyl-d14 (Surr)	1000	105	70 - 130	13.277	13.2814	-0.0044	+/-1.0	
2-Fluorophenol (Surr)	1000	103	70 - 130	5.628	5.631	-0.0030	+/-1.0	
2,4,6-Tribromophenol (Surr)	1000	114	70 - 130	10.682	10.6855	-0.0035	+/-1.0	

SURROGATE STANDARD RECOVERY AND RT SUMMARY

EPA 8270D

Laboratory:	Apex Laboratories	SDG:	A9E0838
Client:	Anchor QEA, LLC	Project:	Port of Portland - T4 - PDI
Sequence:	9D12042	Instrument:	SV-GCMS10
Matrix:	Sediment	Calibration:	A9D1505

Surrogate Compound	Spike Level ng/mL	% Recovery	Recovery Limits	RT	Calibration Mean RT	RT Diff	RT Diff Limit	Q
Initial Cal Check (9D12042-ICV1)				Lab File ID: J04121926.D		Analyzed: 04/13/19 01:26		
Nitrobenzene-d5 (Surr)	1000	101	70 - 130	7.354	7.358778	-0.0048	+/-1.0	
2-Fluorobiphenyl (Surr)	1000	110	70 - 130	9.167	9.169333	-0.0023	+/-1.0	
Phenol-d6 (Surr)	1000	102	70 - 130	6.434	6.441556	-0.0076	+/-1.0	
p-Terphenyl-d14 (Surr)	1000	105	70 - 130	13.243	13.2467	-0.0037	+/-1.0	
2-Fluorophenol (Surr)	1000	103	70 - 130	5.535	5.5363	-0.0013	+/-1.0	
2,4,6-Tribromophenol (Surr)	1000	100	70 - 130	10.665	10.669	-0.0040	+/-1.0	

SURROGATE STANDARD RECOVERY AND RT SUMMARY

EPA 8270D

Laboratory:	Apex Laboratories	SDG:	A9E0838
Client:	Anchor QEA, LLC	Project:	Port of Portland - T4 - PDI
Sequence:	9E08056	Instrument:	SV-GCMS9
Matrix:	Sediment	Calibration:	A9E1009

Surrogate Compound	Spike Level ng/mL	% Recovery	Recovery Limits	RT	Calibration Mean RT	RT Diff	RT Diff Limit	Q
Initial Cal Check (9E08056-ICV1)				Lab File ID: I05081930.D		Analyzed: 05/09/19 02:48		
Nitrobenzene-d5 (Surr)	1000	98	70 - 130	7.231	7.2342	-0.0032	+/-1.0	
2-Fluorobiphenyl (Surr)	1000	108	70 - 130	9.023	9.024889	-0.0019	+/-1.0	
Phenol-d6 (Surr)	1000	100	70 - 130	6.338	6.344	-0.0060	+/-1.0	
p-Terphenyl-d14 (Surr)	1000	104	70 - 130	13.024	13.0273	-0.0033	+/-1.0	
2-Fluorophenol (Surr)	1000	102	70 - 130	5.466	5.469	-0.0030	+/-1.0	
2,4,6-Tribromophenol (Surr)	1000	109	70 - 130	10.516	10.518	-0.0020	+/-1.0	

SURROGATE STANDARD RECOVERY AND RT SUMMARY

EPA 8270D

Laboratory:	Apex Laboratories	SDG:	A9E0838
Client:	Anchor QEA, LLC	Project:	Port of Portland - T4 - PDI
Sequence:	9F05022	Instrument:	SV-GCMS5
Matrix:	Sediment	Calibration:	A9A3103

Surrogate Compound	Spike Level ng/mL	% Recovery	Recovery Limits	RT	Calibration Mean RT	RT Diff	RT Diff Limit	Q
Calibration Check (9F05022-CCV1)			Lab File ID: E06051903.D		Analyzed: 06/05/19 14:34			
Nitrobenzene-d5 (Surr)	1000	122	80 - 120	7.291	7.381	-0.0900	+/-1.0	*
2-Fluorobiphenyl (Surr)	1000	103	80 - 120	9.083	9.1815	-0.0985	+/-1.0	
p-Terphenyl-d14 (Surr)	1000	101	80 - 120	13.127	13.2814	-0.1544	+/-1.0	
Calibration Blank (9F05022-CCB1)			Lab File ID: E06051904.D		Analyzed: 06/05/19 15:11			
Nitrobenzene-d5 (Surr)			37 - 122	7.265	7.381	-0.1160	+/-1.0	
2-Fluorobiphenyl (Surr)			44 - 115	0	9.1815	-9.1815	+/-1.0	
p-Terphenyl-d14 (Surr)			54 - 127	0	13.2814	-13.2814	+/-1.0	
T4-PDI2019-SC27-190524-01-03 (A9E0838-02)			Lab File ID: E06051906.D		Analyzed: 06/05/19 16:25			
Nitrobenzene-d5 (Surr)	625	33	37 - 122	7.297	7.381	-0.0840	+/-1.0	*
2-Fluorobiphenyl (Surr)	625	39	44 - 115	9.083	9.1815	-0.0985	+/-1.0	*
p-Terphenyl-d14 (Surr)	625	58	54 - 127	13.127	13.2814	-0.1544	+/-1.0	
T4-PDI2019-SC30-190524-03-05 (A9E0838-15)			Lab File ID: E06051907.D		Analyzed: 06/05/19 17:01			
Nitrobenzene-d5 (Surr)	552	40	37 - 122	7.297	7.381	-0.0840	+/-1.0	
2-Fluorobiphenyl (Surr)	552	37	44 - 115	9.083	9.1815	-0.0985	+/-1.0	*
p-Terphenyl-d14 (Surr)	552	50	54 - 127	13.127	13.2814	-0.1544	+/-1.0	*
Matrix Spike (9060602-MS2)			Lab File ID: E06051909.D		Analyzed: 06/05/19 18:15			
Nitrobenzene-d5 (Surr)	618	46	37 - 122	7.291	7.381	-0.0900	+/-1.0	
2-Fluorobiphenyl (Surr)	618	49	44 - 115	9.083	9.1815	-0.0985	+/-1.0	
p-Terphenyl-d14 (Surr)	618	70	54 - 127	13.127	13.2814	-0.1544	+/-1.0	
Matrix Spike Dup (9060602-MSD2)			Lab File ID: E06051910.D		Analyzed: 06/05/19 18:52			
Nitrobenzene-d5 (Surr)	617	43	37 - 122	7.291	7.381	-0.0900	+/-1.0	
2-Fluorobiphenyl (Surr)	617	52	44 - 115	9.083	9.1815	-0.0985	+/-1.0	
p-Terphenyl-d14 (Surr)	617	81	54 - 127	13.127	13.2814	-0.1544	+/-1.0	
Matrix Spike (9060602-MS3)			Lab File ID: E06051911.D		Analyzed: 06/05/19 19:29			
Nitrobenzene-d5 (Surr)	548	57	37 - 122	7.291	7.381	-0.0900	+/-1.0	
2-Fluorobiphenyl (Surr)	548	59	44 - 115	9.083	9.1815	-0.0985	+/-1.0	
p-Terphenyl-d14 (Surr)	548	65	54 - 127	13.127	13.2814	-0.1544	+/-1.0	
Matrix Spike Dup (9060602-MSD3)			Lab File ID: E06051912.D		Analyzed: 06/05/19 20:07			
Nitrobenzene-d5 (Surr)	548	41	37 - 122	7.291	7.381	-0.0900	+/-1.0	
2-Fluorobiphenyl (Surr)	548	53	44 - 115	9.083	9.1815	-0.0985	+/-1.0	
p-Terphenyl-d14 (Surr)	548	76	54 - 127	13.127	13.2814	-0.1544	+/-1.0	

SURROGATE STANDARD RECOVERY AND RT SUMMARY

EPA 8270D

Laboratory:	Apex Laboratories	SDG:	A9E0838
Client:	Anchor QEA, LLC	Project:	Port of Portland - T4 - PDI
Sequence:	9F05022	Instrument:	SV-GCMS5
Matrix:	Sediment	Calibration:	A9A3103

Surrogate Compound	Spike Level ug/kg dry	% Recovery	Recovery Limits	RT	Calibration Mean RT	RT Diff	RT Diff Limit	Q
FD-201905241445 (A9E0838-01)			Lab File ID: E06051918.D		Analyzed: 06/05/19 23:48			
Nitrobenzene-d5 (Surr)	550	38	37 - 122	7.291	7.381	-0.0900	+/-1.0	
2-Fluorobiphenyl (Surr)	550	59	44 - 115	9.083	9.1815	-0.0985	+/-1.0	
p-Terphenyl-d14 (Surr)	550	77	54 - 127	13.127	13.2814	-0.1544	+/-1.0	
T4-PDI2019-SC27-190524-03-05 (A9E0838-03)			Lab File ID: E06051919.D		Analyzed: 06/06/19 00:25			
Nitrobenzene-d5 (Surr)	613	39	37 - 122	7.297	7.381	-0.0840	+/-1.0	
2-Fluorobiphenyl (Surr)	613	44	44 - 115	9.083	9.1815	-0.0985	+/-1.0	
p-Terphenyl-d14 (Surr)	613	57	54 - 127	13.127	13.2814	-0.1544	+/-1.0	
FD-201905241300 (A9E0838-13)			Lab File ID: E06051921.D		Analyzed: 06/06/19 01:39			
Nitrobenzene-d5 (Surr)	622	47	37 - 122	7.297	7.381	-0.0840	+/-1.0	
2-Fluorobiphenyl (Surr)	622	47	44 - 115	9.083	9.1815	-0.0985	+/-1.0	
p-Terphenyl-d14 (Surr)	622	50	54 - 127	13.127	13.2814	-0.1544	+/-1.0	*

SURROGATE STANDARD RECOVERY AND RT SUMMARY

EPA 8270D

Laboratory:	Apex Laboratories	SDG:	A9E0838
Client:	Anchor QEA, LLC	Project:	Port of Portland - T4 - PDI
Sequence:	9F05024	Instrument:	SV-GCMS10
Matrix:	Sediment	Calibration:	A9D1505

Surrogate Compound	Spike Level ng/mL	% Recovery	Recovery Limits	RT	Calibration Mean RT	RT Diff	RT Diff Limit	Q
Calibration Check (9F05024-CCV1)			Lab File ID: J06051902.D		Analyzed: 06/05/19 08:31			
Nitrobenzene-d5 (Surr)	1000	107	80 - 120	7.349	7.358778	-0.0098	+/-1.0	
2-Fluorobiphenyl (Surr)	1000	106	80 - 120	9.156	9.169333	-0.0133	+/-1.0	
Phenol-d6 (Surr)	1000	111	80 - 120	6.45	6.441556	0.0084	+/-1.0	
p-Terphenyl-d14 (Surr)	1000	109	80 - 120	13.232	13.2467	-0.0147	+/-1.0	
2-Fluorophenol (Surr)	1000	106	80 - 120	5.535	5.5363	-0.0013	+/-1.0	
2,4,6-Tribromophenol (Surr)	1000	98	80 - 120	10.659	10.669	-0.0100	+/-1.0	
Calibration Blank (9F05024-CCB1)			Lab File ID: J06051904.D		Analyzed: 06/05/19 09:43			
Nitrobenzene-d5 (Surr)			44 - 120	0	7.358778	-7.3588	+/-1.0	
2-Fluorobiphenyl (Surr)			44 - 120	0	9.169333	-9.1693	+/-1.0	
Phenol-d6 (Surr)			10 - 120	0	6.441556	-6.4416	+/-1.0	
p-Terphenyl-d14 (Surr)			50 - 133	0	13.2467	-13.2467	+/-1.0	
2-Fluorophenol (Surr)			19 - 120	0	5.5363	-5.5363	+/-1.0	
2,4,6-Tribromophenol (Surr)			43 - 140	0	10.669	-10.6690	+/-1.0	
Blank (9060602-BLK1)			Lab File ID: J06051912.D		Analyzed: 06/05/19 14:34			
Nitrobenzene-d5 (Surr)	312	94	37 - 122	7.354	7.358778	-0.0048	+/-1.0	
2-Fluorobiphenyl (Surr)	312	76	44 - 115	9.156	9.169333	-0.0133	+/-1.0	
Phenol-d6 (Surr)	312	91	33 - 122	6.455	6.441556	0.0134	+/-1.0	
p-Terphenyl-d14 (Surr)	312	96	54 - 127	13.232	13.2467	-0.0147	+/-1.0	
2-Fluorophenol (Surr)	312	75	35 - 115	5.541	5.5363	0.0047	+/-1.0	
2,4,6-Tribromophenol (Surr)	312	72	39 - 132	10.659	10.669	-0.0100	+/-1.0	
LCS (9060602-BS1)			Lab File ID: J06051913.D		Analyzed: 06/05/19 15:11			
Nitrobenzene-d5 (Surr)	333	91	37 - 122	7.348	7.358778	-0.0108	+/-1.0	
2-Fluorobiphenyl (Surr)	333	83	44 - 115	9.156	9.169333	-0.0133	+/-1.0	
Phenol-d6 (Surr)	333	92	33 - 122	6.455	6.441556	0.0134	+/-1.0	
p-Terphenyl-d14 (Surr)	333	95	54 - 127	13.232	13.2467	-0.0147	+/-1.0	
2-Fluorophenol (Surr)	333	68	35 - 115	5.546	5.5363	0.0097	+/-1.0	
2,4,6-Tribromophenol (Surr)	333	83	39 - 132	10.659	10.669	-0.0100	+/-1.0	

SURROGATE STANDARD RECOVERY AND RT SUMMARY

EPA 8270D

Laboratory:	Apex Laboratories	SDG:	A9E0838
Client:	Anchor QEA, LLC	Project:	Port of Portland - T4 - PDI
Sequence:	9F06012	Instrument:	SV-GCMS5
Matrix:	Sediment	Calibration:	A9A3103

Surrogate Compound	Spike Level ng/mL	% Recovery	Recovery Limits	RT	Calibration Mean RT	RT Diff	RT Diff Limit	Q
Calibration Check (9F06012-CCV1)			Lab File ID: E06061903.D		Analyzed: 06/06/19 09:37			
Nitrobenzene-d5 (Surr)	1000	111	80 - 120	7.286	7.381	-0.0950	+/-1.0	
2-Fluorobiphenyl (Surr)	1000	102	80 - 120	9.083	9.1815	-0.0985	+/-1.0	
p-Terphenyl-d14 (Surr)	1000	102	80 - 120	13.127	13.2814	-0.1544	+/-1.0	
Calibration Blank (9F06012-CCB1)			Lab File ID: E06061904.D		Analyzed: 06/06/19 10:14			
Nitrobenzene-d5 (Surr)			44 - 120	7.291	7.381	-0.0900	+/-1.0	
2-Fluorobiphenyl (Surr)			44 - 120	0	9.1815	-9.1815	+/-1.0	
p-Terphenyl-d14 (Surr)			50 - 133	0	13.2814	-13.2814	+/-1.0	
T4-PDI2019-SC30-190524-01-03 (A9E0838-14)			Lab File ID: E06061905.D		Analyzed: 06/06/19 10:51			
Nitrobenzene-d5 (Surr)	577	44	37 - 122	7.297	7.381	-0.0840	+/-1.0	
2-Fluorobiphenyl (Surr)	577	55	44 - 115	9.083	9.1815	-0.0985	+/-1.0	
p-Terphenyl-d14 (Surr)	577	65	54 - 127	13.127	13.2814	-0.1544	+/-1.0	
T4-PDI2019-SC30-190524-05-07 (A9E0838-16RE1)			Lab File ID: E06061918.D		Analyzed: 06/06/19 18:51			
Nitrobenzene-d5 (Surr)	479	48	37 - 122	7.291	7.381	-0.0900	+/-1.0	
2-Fluorobiphenyl (Surr)	479	52	44 - 115	9.083	9.1815	-0.0985	+/-1.0	
p-Terphenyl-d14 (Surr)	479	60	54 - 127	13.127	13.2814	-0.1544	+/-1.0	

SURROGATE STANDARD RECOVERY AND RT SUMMARY

EPA 8270D

Laboratory:	Apex Laboratories	SDG:	A9E0838
Client:	Anchor QEA, LLC	Project:	Port of Portland - T4 - PDI
Sequence:	9F06040	Instrument:	SV-GCMS9
Matrix:	Sediment	Calibration:	A9E1009

Surrogate Compound	Spike Level ng/mL	% Recovery	Recovery Limits	RT	Calibration Mean RT	RT Diff	RT Diff Limit	Q
Calibration Check (9F06040-CCV1)			Lab File ID: I06061908.D		Analyzed: 06/06/19 15:21			
Nitrobenzene-d5 (Surr)	1000	108	80 - 120	7.216	7.2342	-0.0182	+/-1.0	
2-Fluorobiphenyl (Surr)	1000	109	80 - 120	9.007	9.024889	-0.0179	+/-1.0	
p-Terphenyl-d14 (Surr)	1000	105	80 - 120	13.008	13.0273	-0.0193	+/-1.0	
Calibration Blank (9F06040-CCB1)			Lab File ID: I06061909.D		Analyzed: 06/06/19 15:57			
Nitrobenzene-d5 (Surr)			37 - 122	7.221	7.2342	-0.0132	+/-1.0	
2-Fluorobiphenyl (Surr)			44 - 115	0	9.024889	-9.0249	+/-1.0	
p-Terphenyl-d14 (Surr)			54 - 127	0	13.0273	-13.0273	+/-1.0	
T4-PDI2019-SC27-190524-05-07 (A9E0838-04RE1)			Lab File ID: I06061915.D		Analyzed: 06/06/19 19:31			
Nitrobenzene-d5 (Surr)	590	48	37 - 122	7.232	7.2342	-0.0022	+/-1.0	
2-Fluorobiphenyl (Surr)	590	47	44 - 115	9.023	9.024889	-0.0019	+/-1.0	
p-Terphenyl-d14 (Surr)	590	63	54 - 127	13.019	13.0273	-0.0083	+/-1.0	

INTERNAL STANDARD AREA AND RT SUMMARY
EPA 8270D

Laboratory:	Apex Laboratories	SDG:	A9E0838
Client:	Anchor QEA, LLC	Project:	Port of Portland - T4 - PDI
Sequence:	9F05022	Instrument:	SV-GCMS5
Matrix:	Sediment	Calibration:	A9A3103

Internal Standard	Response	RT	Reference Response	Reference RT	Area %	Area % Limits	RT Diff	RT Diff Limit	Q
Calibration Check (9F05022-CCV1)			Lab File ID: E06051903.D			Analyzed: 06/05/19 14:34			
1,4-Dichlorobenzene-d4 (ISTD)	253700	6.757	286436	6.848	89	50 - 200	-0.0910	+/-0.50	
Naphthalene-d8 (ISTD)	1036670	8.003	1096117	8.099	95	50 - 200	-0.0960	+/-0.50	
Acenaphthene-d10 (ISTD)	506392	9.784	493423	9.88	103	50 - 200	-0.0960	+/-0.50	
Phenanthrene-d10 (ISTD)	1011726	11.298	840808	11.399	120	50 - 200	-0.1010	+/-0.50	
Chrysene-d12 (ISTD)	987507	15.207	707423	15.416	140	50 - 200	-0.2090	+/-0.50	
Perylene-d12 (ISTD)	865983	18.722	630113	18.951	137	50 - 200	-0.2290	+/-0.50	
Dibenz(a,h)anthracene-d14 (ISTD)	767602	21.118	502143	21.348	153	50 - 200	-0.2300	+/-0.50	
Calibration Blank (9F05022-CCB1)			Lab File ID: E06051904.D			Analyzed: 06/05/19 15:11			
1,4-Dichlorobenzene-d4 (ISTD)	289659	6.757	253700	6.757	114	50 - 200	0.0000	+/-0.50	
Naphthalene-d8 (ISTD)	1161439	8.003	1036670	8.003	112	50 - 200	0.0000	+/-0.50	
Acenaphthene-d10 (ISTD)	546370	9.778	506392	9.784	108	50 - 200	-0.0060	+/-0.50	
Phenanthrene-d10 (ISTD)	1055972	11.292	1011726	11.298	104	50 - 200	-0.0060	+/-0.50	
Chrysene-d12 (ISTD)	1063164	15.207	987507	15.207	108	50 - 200	0.0000	+/-0.50	
Perylene-d12 (ISTD)	892228	18.721	865983	18.722	103	50 - 200	-0.0010	+/-0.50	
Dibenz(a,h)anthracene-d14 (ISTD)	787936	21.112	767602	21.118	103	50 - 200	-0.0060	+/-0.50	
T4-PDI2019-SC27-190524-01-03 (A9E0838-02)			Lab File ID: E06051906.D			Analyzed: 06/05/19 16:25			
1,4-Dichlorobenzene-d4 (ISTD)	267145	6.757	253700	6.757	105	50 - 200	0.0000	+/-0.50	
Naphthalene-d8 (ISTD)	1035886	8.003	1036670	8.003	100	50 - 200	0.0000	+/-0.50	
Acenaphthene-d10 (ISTD)	525038	9.779	506392	9.784	104	50 - 200	-0.0050	+/-0.50	
Phenanthrene-d10 (ISTD)	1015325	11.292	1011726	11.298	100	50 - 200	-0.0060	+/-0.50	
Chrysene-d12 (ISTD)	969600	15.207	987507	15.207	98	50 - 200	0.0000	+/-0.50	
Perylene-d12 (ISTD)	856475	18.721	865983	18.722	99	50 - 200	-0.0010	+/-0.50	
Dibenz(a,h)anthracene-d14 (ISTD)	766384	21.112	767602	21.118	100	50 - 200	-0.0060	+/-0.50	
T4-PDI2019-SC30-190524-03-05 (A9E0838-15)			Lab File ID: E06051907.D			Analyzed: 06/05/19 17:01			
1,4-Dichlorobenzene-d4 (ISTD)	275236	6.762	253700	6.757	108	50 - 200	0.0050	+/-0.50	
Naphthalene-d8 (ISTD)	1074496	8.003	1036670	8.003	104	50 - 200	0.0000	+/-0.50	
Acenaphthene-d10 (ISTD)	533379	9.778	506392	9.784	105	50 - 200	-0.0060	+/-0.50	
Phenanthrene-d10 (ISTD)	1025499	11.292	1011726	11.298	101	50 - 200	-0.0060	+/-0.50	
Chrysene-d12 (ISTD)	997016	15.207	987507	15.207	101	50 - 200	0.0000	+/-0.50	
Perylene-d12 (ISTD)	889936	18.721	865983	18.722	103	50 - 200	-0.0010	+/-0.50	

INTERNAL STANDARD AREA AND RT SUMMARY
EPA 8270D

Laboratory:	Apex Laboratories	SDG:	A9E0838
Client:	Anchor QEA, LLC	Project:	Port of Portland - T4 - PDI
Sequence:	9F05022	Instrument:	SV-GCMS5
Matrix:	Sediment	Calibration:	A9A3103

Internal Standard	Response	RT	Reference Response	Reference RT	Area %	Area % Limits	RT Diff	RT Diff Limit	Q
Matrix Spike (9060602-MS2)			Lab File ID: E06051909.D			Analyzed: 06/05/19 18:15			
1,4-Dichlorobenzene-d4 (ISTD)	286565	6.756	253700	6.757	113	50 - 200	-0.0010	+/-0.50	
Naphthalene-d8 (ISTD)	1134283	8.003	1036670	8.003	109	50 - 200	0.0000	+/-0.50	
Acenaphthene-d10 (ISTD)	564783	9.778	506392	9.784	112	50 - 200	-0.0060	+/-0.50	
Phenanthrene-d10 (ISTD)	1066955	11.292	1011726	11.298	105	50 - 200	-0.0060	+/-0.50	
Chrysene-d12 (ISTD)	1029956	15.202	987507	15.207	104	50 - 200	-0.0050	+/-0.50	
Perylene-d12 (ISTD)	908927	18.721	865983	18.722	105	50 - 200	-0.0010	+/-0.50	
Dibenz(a,h)anthracene-d14 (ISTD)	824373	21.112	767602	21.118	107	50 - 200	-0.0060	+/-0.50	
Matrix Spike Dup (9060602-MSD2)			Lab File ID: E06051910.D			Analyzed: 06/05/19 18:52			
1,4-Dichlorobenzene-d4 (ISTD)	283200	6.762	253700	6.757	112	50 - 200	0.0050	+/-0.50	
Naphthalene-d8 (ISTD)	1053147	8.003	1036670	8.003	102	50 - 200	0.0000	+/-0.50	
Acenaphthene-d10 (ISTD)	514369	9.778	506392	9.784	102	50 - 200	-0.0060	+/-0.50	
Phenanthrene-d10 (ISTD)	881333	11.292	1011726	11.298	87	50 - 200	-0.0060	+/-0.50	
Chrysene-d12 (ISTD)	845112	15.207	987507	15.207	86	50 - 200	0.0000	+/-0.50	
Perylene-d12 (ISTD)	731561	18.721	865983	18.722	84	50 - 200	-0.0010	+/-0.50	
Dibenz(a,h)anthracene-d14 (ISTD)	649987	21.112	767602	21.118	85	50 - 200	-0.0060	+/-0.50	
Matrix Spike (9060602-MS3)			Lab File ID: E06051911.D			Analyzed: 06/05/19 19:29			
1,4-Dichlorobenzene-d4 (ISTD)	231348	6.762	253700	6.757	91	50 - 200	0.0050	+/-0.50	
Naphthalene-d8 (ISTD)	1047607	8.003	1036670	8.003	101	50 - 200	0.0000	+/-0.50	
Acenaphthene-d10 (ISTD)	514497	9.779	506392	9.784	102	50 - 200	-0.0050	+/-0.50	
Phenanthrene-d10 (ISTD)	865203	11.292	1011726	11.298	86	50 - 200	-0.0060	+/-0.50	
Chrysene-d12 (ISTD)	829472	15.202	987507	15.207	84	50 - 200	-0.0050	+/-0.50	
Perylene-d12 (ISTD)	712122	18.716	865983	18.722	82	50 - 200	-0.0060	+/-0.50	
Dibenz(a,h)anthracene-d14 (ISTD)	612765	21.107	767602	21.118	80	50 - 200	-0.0110	+/-0.50	
Matrix Spike Dup (9060602-MSD3)			Lab File ID: E06051912.D			Analyzed: 06/05/19 20:07			
1,4-Dichlorobenzene-d4 (ISTD)	295789	6.757	253700	6.757	117	50 - 200	0.0000	+/-0.50	
Naphthalene-d8 (ISTD)	1163439	8.003	1036670	8.003	112	50 - 200	0.0000	+/-0.50	
Acenaphthene-d10 (ISTD)	553601	9.779	506392	9.784	109	50 - 200	-0.0050	+/-0.50	
Phenanthrene-d10 (ISTD)	1001365	11.292	1011726	11.298	99	50 - 200	-0.0060	+/-0.50	
Chrysene-d12 (ISTD)	896405	15.202	987507	15.207	91	50 - 200	-0.0050	+/-0.50	
Perylene-d12 (ISTD)	740490	18.716	865983	18.722	86	50 - 200	-0.0060	+/-0.50	
Dibenz(a,h)anthracene-d14 (ISTD)	642997	21.112	767602	21.118	84	50 - 200	-0.0060	+/-0.50	

INTERNAL STANDARD AREA AND RT SUMMARY
EPA 8270D

Laboratory:	Apex Laboratories	SDG:	A9E0838
Client:	Anchor QEA, LLC	Project:	Port of Portland - T4 - PDI
Sequence:	9F05022	Instrument:	SV-GCMS5
Matrix:	Sediment	Calibration:	A9A3103

Internal Standard	Response	RT	Reference Response	Reference RT	Area %	Area % Limits	RT Diff	RT Diff Limit	Q
FD-201905241445 (A9E0838-01)			Lab File ID: E06051918.D			Analyzed: 06/05/19 23:48			
1,4-Dichlorobenzene-d4 (ISTD)	270523	6.756	253700	6.757	107	50 - 200	-0.0010	+/-0.50	
Naphthalene-d8 (ISTD)	1043582	8.003	1036670	8.003	101	50 - 200	0.0000	+/-0.50	
Acenaphthene-d10 (ISTD)	486306	9.778	506392	9.784	96	50 - 200	-0.0060	+/-0.50	
Phenanthrene-d10 (ISTD)	975894	11.292	1011726	11.298	96	50 - 200	-0.0060	+/-0.50	
Chrysene-d12 (ISTD)	981051	15.202	987507	15.207	99	50 - 200	-0.0050	+/-0.50	
Perylene-d12 (ISTD)	864204	18.721	865983	18.722	100	50 - 200	-0.0010	+/-0.50	
Dibenz(a,h)anthracene-d14 (ISTD)	782229	21.112	767602	21.118	102	50 - 200	-0.0060	+/-0.50	
T4-PDI2019-SC27-190524-03-05 (A9E0838-03)			Lab File ID: E06051919.D			Analyzed: 06/06/19 00:25			
1,4-Dichlorobenzene-d4 (ISTD)	258005	6.756	253700	6.757	102	50 - 200	-0.0010	+/-0.50	
Naphthalene-d8 (ISTD)	1017704	8.003	1036670	8.003	98	50 - 200	0.0000	+/-0.50	
Acenaphthene-d10 (ISTD)	534197	9.778	506392	9.784	105	50 - 200	-0.0060	+/-0.50	
Phenanthrene-d10 (ISTD)	1053908	11.292	1011726	11.298	104	50 - 200	-0.0060	+/-0.50	
Chrysene-d12 (ISTD)	1006663	15.202	987507	15.207	102	50 - 200	-0.0050	+/-0.50	
Perylene-d12 (ISTD)	887962	18.721	865983	18.722	103	50 - 200	-0.0010	+/-0.50	
Dibenz(a,h)anthracene-d14 (ISTD)	823080	21.112	767602	21.118	107	50 - 200	-0.0060	+/-0.50	
FD-201905241300 (A9E0838-13)			Lab File ID: E06051921.D			Analyzed: 06/06/19 01:39			
1,4-Dichlorobenzene-d4 (ISTD)	255750	6.757	253700	6.757	101	50 - 200	0.0000	+/-0.50	
Naphthalene-d8 (ISTD)	992385	8.003	1036670	8.003	96	50 - 200	0.0000	+/-0.50	
Acenaphthene-d10 (ISTD)	478085	9.778	506392	9.784	94	50 - 200	-0.0060	+/-0.50	
Phenanthrene-d10 (ISTD)	995701	11.292	1011726	11.298	98	50 - 200	-0.0060	+/-0.50	
Chrysene-d12 (ISTD)	1010586	15.207	987507	15.207	102	50 - 200	0.0000	+/-0.50	
Perylene-d12 (ISTD)	877442	18.721	865983	18.722	101	50 - 200	-0.0010	+/-0.50	
Dibenz(a,h)anthracene-d14 (ISTD)	809041	21.112	767602	21.118	105	50 - 200	-0.0060	+/-0.50	

INTERNAL STANDARD AREA AND RT SUMMARY
EPA 8270D

Laboratory:	Apex Laboratories	SDG:	A9E0838
Client:	Anchor QEA, LLC	Project:	Port of Portland - T4 - PDI
Sequence:	9F06012	Instrument:	SV-GCMS5
Matrix:	Sediment	Calibration:	A9A3103

Internal Standard	Response	RT	Reference Response	Reference RT	Area %	Area % Limits	RT Diff	RT Diff Limit	Q
Calibration Check (9F06012-CCV1)			Lab File ID: E06061903.D			Analyzed: 06/06/19 09:37			
1,4-Dichlorobenzene-d4 (ISTD)	266699	6.751	286436	6.848	93	50 - 200	-0.0970	+/-0.50	
Naphthalene-d8 (ISTD)	1087220	8.003	1096117	8.099	99	50 - 200	-0.0960	+/-0.50	
Acenaphthene-d10 (ISTD)	537983	9.779	493423	9.88	109	50 - 200	-0.1010	+/-0.50	
Phenanthrene-d10 (ISTD)	965039	11.292	840808	11.399	115	50 - 200	-0.1070	+/-0.50	
Chrysene-d12 (ISTD)	895086	15.207	707423	15.416	127	50 - 200	-0.2090	+/-0.50	
Perylene-d12 (ISTD)	785434	18.722	630113	18.951	125	50 - 200	-0.2290	+/-0.50	
Dibenz(a,h)anthracene-d14 (ISTD)	712291	21.118	502143	21.348	142	50 - 200	-0.2300	+/-0.50	
Calibration Blank (9F06012-CCB1)			Lab File ID: E06061904.D			Analyzed: 06/06/19 10:14			
1,4-Dichlorobenzene-d4 (ISTD)	271465	6.762	266699	6.751	102	50 - 200	0.0110	+/-0.50	
Naphthalene-d8 (ISTD)	1112513	8.003	1087220	8.003	102	50 - 200	0.0000	+/-0.50	
Acenaphthene-d10 (ISTD)	543804	9.778	537983	9.779	101	50 - 200	-0.0010	+/-0.50	
Phenanthrene-d10 (ISTD)	1101970	11.292	965039	11.292	114	50 - 200	0.0000	+/-0.50	
Chrysene-d12 (ISTD)	1081108	15.207	895086	15.207	121	50 - 200	0.0000	+/-0.50	
Perylene-d12 (ISTD)	916078	18.721	785434	18.722	117	50 - 200	-0.0010	+/-0.50	
Dibenz(a,h)anthracene-d14 (ISTD)	825849	21.112	712291	21.118	116	50 - 200	-0.0060	+/-0.50	
T4-PDI2019-SC30-190524-01-03 (A9E0838-14)			Lab File ID: E06061905.D			Analyzed: 06/06/19 10:51			
1,4-Dichlorobenzene-d4 (ISTD)	241166	6.757	266699	6.751	90	50 - 200	0.0060	+/-0.50	
Naphthalene-d8 (ISTD)	977897	8.003	1087220	8.003	90	50 - 200	0.0000	+/-0.50	
Acenaphthene-d10 (ISTD)	506339	9.779	537983	9.779	94	50 - 200	0.0000	+/-0.50	
Phenanthrene-d10 (ISTD)	1039624	11.292	965039	11.292	108	50 - 200	0.0000	+/-0.50	
Chrysene-d12 (ISTD)	991827	15.207	895086	15.207	111	50 - 200	0.0000	+/-0.50	
Perylene-d12 (ISTD)	865665	18.721	785434	18.722	110	50 - 200	-0.0010	+/-0.50	
Dibenz(a,h)anthracene-d14 (ISTD)	785055	21.112	712291	21.118	110	50 - 200	-0.0060	+/-0.50	
Matrix Spike (9060602-MS4)			Lab File ID: E06061908.D			Analyzed: 06/06/19 12:42			
1,4-Dichlorobenzene-d4 (ISTD)	311292	6.762	266699	6.751	117	50 - 200	0.0110	+/-0.50	
Naphthalene-d8 (ISTD)	1226747	8.003	1087220	8.003	113	50 - 200	0.0000	+/-0.50	
Acenaphthene-d10 (ISTD)	587490	9.778	537983	9.779	109	50 - 200	-0.0010	+/-0.50	
Phenanthrene-d10 (ISTD)	1184405	11.297	965039	11.292	123	50 - 200	0.0050	+/-0.50	
Chrysene-d12 (ISTD)	1178858	15.213	895086	15.207	132	50 - 200	0.0060	+/-0.50	
Perylene-d12 (ISTD)	1050883	18.727	785434	18.722	134	50 - 200	0.0050	+/-0.50	
Dibenz(a,h)anthracene-d14 (ISTD)	958485	21.118	712291	21.118	135	50 - 200	0.0000	+/-0.50	

INTERNAL STANDARD AREA AND RT SUMMARY
EPA 8270D

Laboratory:	Apex Laboratories	SDG:	A9E0838
Client:	Anchor QEA, LLC	Project:	Port of Portland - T4 - PDI
Sequence:	9F06012	Instrument:	SV-GCMS5
Matrix:	Sediment	Calibration:	A9A3103

Internal Standard	Response	RT	Reference Response	Reference RT	Area %	Area % Limits	RT Diff	RT Diff Limit	Q
Matrix Spike Dup (9060602-MSD4)			Lab File ID: E06061909.D			Analyzed: 06/06/19 13:19			
1,4-Dichlorobenzene-d4 (ISTD)	319256	6.757	266699	6.751	120	50 - 200	0.0060	+/-0.50	
Naphthalene-d8 (ISTD)	1264300	7.997	1087220	8.003	116	50 - 200	-0.0060	+/-0.50	
Acenaphthene-d10 (ISTD)	644428	9.779	537983	9.779	120	50 - 200	0.0000	+/-0.50	
Phenanthrene-d10 (ISTD)	1227389	11.292	965039	11.292	127	50 - 200	0.0000	+/-0.50	
Chrysene-d12 (ISTD)	1175262	15.207	895086	15.207	131	50 - 200	0.0000	+/-0.50	
Perylene-d12 (ISTD)	1043426	18.721	785434	18.722	133	50 - 200	-0.0010	+/-0.50	
Dibenz(a,h)anthracene-d14 (ISTD)	952366	21.118	712291	21.118	134	50 - 200	0.0000	+/-0.50	
T4-PDI2019-SC30-190524-05-07 (A9E0838-16RE1)			Lab File ID: E06061918.D			Analyzed: 06/06/19 18:51			
1,4-Dichlorobenzene-d4 (ISTD)	301807	6.762	266699	6.751	113	50 - 200	0.0110	+/-0.50	
Naphthalene-d8 (ISTD)	1211546	8.003	1087220	8.003	111	50 - 200	0.0000	+/-0.50	
Acenaphthene-d10 (ISTD)	534100	9.778	537983	9.779	99	50 - 200	-0.0010	+/-0.50	
Phenanthrene-d10 (ISTD)	1057946	11.292	965039	11.292	110	50 - 200	0.0000	+/-0.50	
Chrysene-d12 (ISTD)	1144662	15.207	895086	15.207	128	50 - 200	0.0000	+/-0.50	
Perylene-d12 (ISTD)	1023067	18.727	785434	18.722	130	50 - 200	0.0050	+/-0.50	
Dibenz(a,h)anthracene-d14 (ISTD)	925062	21.117	712291	21.118	130	50 - 200	-0.0010	+/-0.50	

INTERNAL STANDARD AREA AND RT SUMMARY
EPA 8270D

Laboratory:	Apex Laboratories	SDG:	A9E0838
Client:	Anchor QEA, LLC	Project:	Port of Portland - T4 - PDI
Sequence:	9F06040	Instrument:	SV-GCMS9
Matrix:	Sediment	Calibration:	A9E1009

Internal Standard	Response	RT	Reference Response	Reference RT	Area %	Area % Limits	RT Diff	RT Diff Limit	Q
Calibration Check (9F06040-CCV1)			Lab File ID: I06061908.D			Analyzed: 06/06/19 15:21			
1,4-Dichlorobenzene-d4 (ISTD)	96971	6.681	116694	6.697	83	50 - 200	-0.0160	+/-0.50	
Naphthalene-d8 (ISTD)	397749	7.932	435111	7.948	91	50 - 200	-0.0160	+/-0.50	
Acenaphthene-d10 (ISTD)	198625	9.703	224844	9.719	88	50 - 200	-0.0160	+/-0.50	
Phenanthrene-d10 (ISTD)	382580	11.211	425173	11.222	90	50 - 200	-0.0110	+/-0.50	
Chrysene-d12 (ISTD)	368701	15.035	428978	15.057	86	50 - 200	-0.0220	+/-0.50	
Perylene-d12 (ISTD)	349757	18.517	400554	18.539	87	50 - 200	-0.0220	+/-0.50	
Dibenz(a,h)anthracene-d14 (ISTD)	347999	20.903	399119	20.924	87	50 - 200	-0.0210	+/-0.50	
Calibration Blank (9F06040-CCB1)			Lab File ID: I06061909.D			Analyzed: 06/06/19 15:57			
1,4-Dichlorobenzene-d4 (ISTD)	112434	6.691	96971	6.681	116	50 - 200	0.0100	+/-0.50	
Naphthalene-d8 (ISTD)	476343	7.943	397749	7.932	120	50 - 200	0.0110	+/-0.50	
Acenaphthene-d10 (ISTD)	244083	9.708	198625	9.703	123	50 - 200	0.0050	+/-0.50	
Phenanthrene-d10 (ISTD)	452664	11.216	382580	11.211	118	50 - 200	0.0050	+/-0.50	
Chrysene-d12 (ISTD)	468335	15.041	368701	15.035	127	50 - 200	0.0060	+/-0.50	
Perylene-d12 (ISTD)	434009	18.523	349757	18.517	124	50 - 200	0.0060	+/-0.50	
Dibenz(a,h)anthracene-d14 (ISTD)	417178	20.908	347999	20.903	120	50 - 200	0.0050	+/-0.50	
T4-PDI2019-SC27-190524-05-07 (A9E0838-04RE1)			Lab File ID: I06061915.D			Analyzed: 06/06/19 19:31			
1,4-Dichlorobenzene-d4 (ISTD)	113752	6.691	96971	6.681	117	50 - 200	0.0100	+/-0.50	
Naphthalene-d8 (ISTD)	479892	7.943	397749	7.932	121	50 - 200	0.0110	+/-0.50	
Acenaphthene-d10 (ISTD)	245630	9.713	198625	9.703	124	50 - 200	0.0100	+/-0.50	
Phenanthrene-d10 (ISTD)	435015	11.222	382580	11.211	114	50 - 200	0.0110	+/-0.50	
Chrysene-d12 (ISTD)	419440	15.051	368701	15.035	114	50 - 200	0.0160	+/-0.50	
Perylene-d12 (ISTD)	388561	18.533	349757	18.517	111	50 - 200	0.0160	+/-0.50	
Dibenz(a,h)anthracene-d14 (ISTD)	367158	20.919	347999	20.903	106	50 - 200	0.0160	+/-0.50	

HOLDING TIME SUMMARY

EPA 8270D

Laboratory: Apex Laboratories SDG: A9E0838

Client: Anchor QEA, LLC Project: Port of Portland - T4 - PDI

Sample Name	Date Collected	Date Received	Date Prepared	Days to Prep	Max Days to Prep	Date Analyzed	Days to Analysis	Max Days to Analysis	Q
FD-201905241445	05/24/19 00:00	05/24/19 16:41	06/05/19 11:06	12.46	14.00	06/05/19 23:48	0.53	40.00	
T4-PDI2019-SC27-190524-01-03	05/24/19 14:45	05/24/19 16:41	06/05/19 11:06	11.85	14.00	06/05/19 16:25	0.22	40.00	
T4-PDI2019-SC27-190524-03-05	05/24/19 14:45	05/24/19 16:41	06/05/19 11:06	11.85	14.00	06/06/19 00:25	0.55	40.00	
T4-PDI2019-SC27-190524-05-07	05/24/19 14:45	05/24/19 16:41	06/05/19 11:06	11.85	14.00	06/06/19 19:31	1.35	40.00	
FD-201905241300	05/24/19 00:00	05/24/19 16:41	06/05/19 11:06	12.46	14.00	06/06/19 01:39	0.61	40.00	
T4-PDI2019-SC30-190524-01-03	05/24/19 13:00	05/24/19 16:41	06/05/19 11:06	11.92	14.00	06/06/19 10:51	0.99	40.00	
T4-PDI2019-SC30-190524-03-05	05/24/19 13:00	05/24/19 16:41	06/05/19 11:06	11.92	14.00	06/05/19 17:01	0.25	40.00	
T4-PDI2019-SC30-190524-05-07	05/24/19 13:00	05/24/19 16:41	06/05/19 11:06	11.92	14.00	06/06/19 18:51	1.32	40.00	

Apex Laboratories

SDG: A9E0838

CLASS: WET

METHOD: EPA 9060Amod

ANALYSES DATA PACKAGE COVER PAGE

EPA 9060Amod

Laboratory: Apex Laboratories
SDG: A9E0838
Client: Anchor QEA, LLC
Project: Port of Portland - T4 - PDI

Client Sample Id:	Lab Sample Id:	Matrix
FD-201905241445	A9E0838-01	Sediment
T4-PDI2019-SC27-190524-01-03	A9E0838-02	Sediment
T4-PDI2019-SC27-190524-03-05	A9E0838-03	Sediment
T4-PDI2019-SC27-190524-05-07	A9E0838-04	Sediment
FD-201905241300	A9E0838-13	Sediment
T4-PDI2019-SC30-190524-01-03	A9E0838-14	Sediment
T4-PDI2019-SC30-190524-03-05	A9E0838-15	Sediment
T4-PDI2019-SC30-190524-05-07	A9E0838-16	Sediment

I certify that this data package is in compliance with the terms and conditions of the contract, both technically and for completeness, for other than the conditions detailed above. Release of the data contained in this hardcopy data package and in computer-readable data submitted on diskette has been autorized by the Laboratory Manager or the Manager's designee, as verified by the following signatures.

Signature: 
Name: David G. Jack

Forms Created: 6/27/2019 2:30PM
Title: Technical Manager

METHOD DETECTION AND REPORTING LIMITS

EPA 9060Amod

Laboratory: Apex Laboratories **SDG:** A9E0838

Client: Anchor QEA, LLC **Project:** Port of Portland - T4 - PDI

Batch Matrix: Sediment

Analyte	MDL	MRL	Units
Total Organic Carbon	0.020	0.020	% by Weight

Note: MDLs are listed only if the corresponding analyte was evalutated to the MDL in this report .

INORGANIC ANALYSIS DATA SHEET

EPA 9060Amod

FD-201905241445

Laboratory: Apex Laboratories
SDG: A9E0838
Client: Anchor QEA, LLC
Project: Port of Portland - T4 - PDI
Matrix: Sediment
Laboratory ID: A9E0838-01
Sampled: 05/24/19 00:00
Prepared: 05/28/19 15:34
Analyzed: 05/31/19 15:48
Solids: 57.52
Preparation: PSEP TOC
Initial/Final: 5 g / 5 g
Batch: 9051321
Sequence: 9E31015
Calibration: A8B0203
Instrument: TOC

CAS NO.	Analyte	Concentration (% by Weight)	Dilution Factor	Q	Method
TOC	Total Organic Carbon	2.0	1		EPA 9060Amod

INORGANIC ANALYSIS DATA SHEET

EPA 9060Amod

T4-PDI2019-SC27-190524-01-03

Laboratory: Apex Laboratories SDG: A9E0838

Client: Anchor QEA, LLC Project: Port of Portland - T4 - PDI

Matrix: Sediment Laboratory ID: A9E0838-02

Sampled: 05/24/19 14:45 Prepared: 05/28/19 15:34 Analyzed: 05/31/19 15:48

Solids: 51.80 Preparation: PSEP TOC Initial/Final: 5 g / 5 g

Batch: 9051321 Sequence: 9E31015 Calibration: A8B0203 Instrument: TOC

CAS NO.	Analyte	Concentration (% by Weight)	Dilution Factor	Q	Method
TOC	Total Organic Carbon	1.5	1		EPA 9060Amod

INORGANIC ANALYSIS DATA SHEET

EPA 9060Amod

T4-PDI2019-SC27-190524-03-05

Laboratory: Apex Laboratories SDG: A9E0838

Client: Anchor QEA, LLC Project: Port of Portland - T4 - PDI

Matrix: Sediment Laboratory ID: A9E0838-03

Sampled: 05/24/19 14:45 Prepared: 05/28/19 15:34 Analyzed: 05/31/19 15:48

Solids: 51.68 Preparation: PSEP TOC Initial/Final: 5 g / 5 g

Batch: 9051321 Sequence: 9E31015 Calibration: A8B0203 Instrument: TOC

CAS NO.	Analyte	Concentration (% by Weight)	Dilution Factor	Q	Method
TOC	Total Organic Carbon	2.0	1		EPA 9060Amod

INORGANIC ANALYSIS DATA SHEET

EPA 9060Amod

T4-PDI2019-SC27-190524-05-07

Laboratory: Apex Laboratories SDG: A9E0838

Client: Anchor QEA, LLC Project: Port of Portland - T4 - PDI

Matrix: Sediment Laboratory ID: A9E0838-04

Sampled: 05/24/19 14:45 Prepared: 05/28/19 15:34 Analyzed: 05/31/19 15:48

Solids: 56.06 Preparation: PSEP TOC Initial/Final: 5 g / 5 g

Batch: 9051321 Sequence: 9E31015 Calibration: A8B0203 Instrument: TOC

CAS NO.	Analyte	Concentration (% by Weight)	Dilution Factor	Q	Method
TOC	Total Organic Carbon	2.2	1		EPA 9060Amod

INORGANIC ANALYSIS DATA SHEET

EPA 9060Amod

FD-201905241300

Laboratory: Apex Laboratories
SDG: A9E0838
Client: Anchor QEA, LLC
Project: Port of Portland - T4 - PDI
Matrix: Sediment
Laboratory ID: A9E0838-13
Sampled: 05/24/19 00:00
Prepared: 05/28/19 15:34
Analyzed: 05/31/19 15:48
Solids: 52.59
Preparation: PSEP TOC
Initial/Final: 5 g / 5 g
Batch: 9051321
Sequence: 9E31015
Calibration: A8B0203
Instrument: TOC

CAS NO.	Analyte	Concentration (% by Weight)	Dilution Factor	Q	Method
TOC	Total Organic Carbon	1.7	1		EPA 9060Amod

INORGANIC ANALYSIS DATA SHEET

EPA 9060Amod

T4-PDI2019-SC30-190524-01-03

Laboratory: Apex Laboratories SDG: A9E0838

Client: Anchor QEA, LLC Project: Port of Portland - T4 - PDI

Matrix: Sediment Laboratory ID: A9E0838-14

Sampled: 05/24/19 13:00 Prepared: 05/28/19 15:34 Analyzed: 05/31/19 15:48

Solids: 55.26 Preparation: PSEP TOC Initial/Final: 5 g / 5 g

Batch: 9051321 Sequence: 9E31015 Calibration: A8B0203 Instrument: TOC

CAS NO.	Analyte	Concentration (% by Weight)	Dilution Factor	Q	Method
TOC	Total Organic Carbon	1.7	1		EPA 9060Amod

INORGANIC ANALYSIS DATA SHEET

EPA 9060Amod

T4-PDI2019-SC30-190524-03-05

Laboratory: Apex Laboratories SDG: A9E0838

Client: Anchor QEA, LLC Project: Port of Portland - T4 - PDI

Matrix: Sediment Laboratory ID: A9E0838-15

Sampled: 05/24/19 13:00 Prepared: 05/28/19 15:34 Analyzed: 05/31/19 15:48

Solids: 59.15 Preparation: PSEP TOC Initial/Final: 5 g / 5 g

Batch: 9051321 Sequence: 9E31015 Calibration: A8B0203 Instrument: TOC

CAS NO.	Analyte	Concentration (% by Weight)	Dilution Factor	Q	Method
TOC	Total Organic Carbon	1.5	1		EPA 9060Amod

INORGANIC ANALYSIS DATA SHEET

EPA 9060Amod

T4-PDI2019-SC30-190524-05-07

Laboratory: Apex Laboratories SDG: A9E0838

Client: Anchor QEA, LLC Project: Port of Portland - T4 - PDI

Matrix: Sediment Laboratory ID: A9E0838-16

Sampled: 05/24/19 13:00 Prepared: 05/28/19 15:34 Analyzed: 05/31/19 15:48

Solids: 66.68 Preparation: PSEP TOC Initial/Final: 5 g / 5 g

Batch: 9051321 Sequence: 9E31015 Calibration: A8B0203 Instrument: TOC

CAS NO.	Analyte	Concentration (% by Weight)	Dilution Factor	Q	Method
TOC	Total Organic Carbon	0.61	1		EPA 9060Amod

PREPARATION BATCH SUMMARY

EPA 9060Amod

Laboratory: Apex Laboratories SDG: A9E0838

Client: Anchor QEA, LLC Project: Port of Portland - T4 - PDI

Batch: 9051321 Batch Matrix: Sediment Preparation: PSEP TOC

SAMPLE NAME	LAB SAMPLE ID	LAB FILE ID	DATE PREPARED	OBSERVATIONS
Blank	9051321-BLK1		05/28/19 15:34	
LCS	9051321-BS1		05/28/19 15:34	
T4-PDI2019-SC27-190524-01-03 (D	9051321-DUP1		05/28/19 15:34	
T4-PDI2019-SC30-190524-03-05 (D	9051321-DUP2		05/28/19 15:34	
FD-201905241445	A9E0838-01		05/28/19 15:34	
T4-PDI2019-SC27-190524-01-03	A9E0838-02		05/28/19 15:34	
T4-PDI2019-SC27-190524-03-05	A9E0838-03		05/28/19 15:34	
T4-PDI2019-SC27-190524-05-07	A9E0838-04		05/28/19 15:34	
FD-201905241300	A9E0838-13		05/28/19 15:34	
T4-PDI2019-SC30-190524-01-03	A9E0838-14		05/28/19 15:34	
T4-PDI2019-SC30-190524-03-05	A9E0838-15		05/28/19 15:34	
T4-PDI2019-SC30-190524-05-07	A9E0838-16		05/28/19 15:34	

Note: Client samples are listed only if they are included in this report.
Duplicates and Matrix Spike/Duplicates QC Samples are only listed if sourced from a sample included in this report.

METHOD BLANK DATA SHEET

EPA 9060Amod

Laboratory:	Apex Laboratories			SDG:	A9E0838
Client:	Anchor QEA, LLC			Project:	Port of Portland - T4 - PDI
Matrix:	Sediment	Laboratory ID:	9051321-BLK1	File ID:	
Prepared:	05/28/19 15:34	Preparation:	PSEP TOC	Initial/Final:	5 g / 5 g
Analyzed:	05/31/19 15:48	Instrument:	TOC		
Batch:	9051321	Sequence:	9E31015	Calibration:	A8B0203

CAS NO.	COMPOUND	CONC. (% by Weight)	Q
TOC	Total Organic Carbon	0.020	U

LCS / LCS DUPLICATE RECOVERY

EPA 9060Amod

Laboratory:	Apex Laboratories	SDG:	A9E0838
Client:	Anchor QEA, LLC	Project:	Port of Portland - T4 - PDI
Matrix:	Sediment		
Batch:	9051321	Laboratory ID:	9051321-BS1
Preparation:	PSEP TOC	Initial/Final:	5 g / 5 g

COMPOUND	SPIKE ADDED (mg/kg)	LCS CONCENTRATION (mg/kg)	LCS % REC. (*=Out)	QC LIMITS REC.
Total Organic Carbon	10000	9900	99	90 - 110

* = Values outside of QC limits

DUPLICATES

T4-PDI2019-SC27-190524-01-03

EPA 9060Amod

Laboratory: Apex Laboratories
SDG: A9E0838
Client: Anchor QEA, LLC
Project: Port of Portland - T4 - PDI
Matrix: Sediment
Laboratory ID: 9051321-DUP1
Batch: 9051321
Lab Source ID: A9E0838-02
Preparation: PSEP TOC
Initial/Final: 5 g / 5 g
Source Sample Name: T4-PDI2019-SC27-190524-01-03
% Solids: 51.80

ANALYTE	CONTROL LIMIT	SAMPLE CONCENTRATION (% by Weight)	C	DUPLICATE CONCENTRATION (% by Weight)	C	RPD %	Q	METHOD
Total Organic Carbon	20	1.5		1.5		1		EPA 9060Amod

* Values outside of QC limits

T4-PDI2019-SC30-190524-03-05

DUPLICATES

EPA 9060Amod

Laboratory: Apex Laboratories
Client: Anchor QEA, LLC
Matrix: Sediment
Batch: 9051321
Preparation: PSEP TOC
Source Sample Name: T4-PDI2019-SC30-190524-03-05

SDG: A9E0838
Project: Port of Portland - T4 - PDI
Laboratory ID: 9051321-DUP2
Lab Source ID: A9E0838-15
Initial/Final: 5 g / 5 g
% Solids: 59.15

ANALYTE	CONTROL LIMIT	SAMPLE CONCENTRATION (% by Weight)	C	DUPLICATE CONCENTRATION (% by Weight)	C	RPD %	Q	METHOD
Total Organic Carbon	20	1.5		1.5		3		EPA 9060Amod

* Values outside of QC limits

ANALYSIS BATCH (SEQUENCE) SUMMARY

EPA 9060Amod

Laboratory:	Apex Laboratories	SDG:	A9E0838
Client:	Anchor QEA, LLC	Project:	Port of Portland - T4 - PDI
Sequence:	8B02022	Instrument:	TOC
Matrix:	Sediment	Calibration:	A8B0203

Sample Name	Lab Sample ID	Lab File ID	Analysis Date/Time
Cal Standard	8B02022-CAL2		02/02/18 17:35
Cal Standard	8B02022-CAL3		02/02/18 17:35
Cal Standard	8B02022-CAL4		02/02/18 17:35
Cal Standard	8B02022-CAL5		02/02/18 17:35
Cal Standard	8B02022-CAL6		02/02/18 17:35
Cal Standard	8B02022-CAL7		02/02/18 17:35
Cal Standard	8B02022-CAL8		02/02/18 17:35
Cal Standard	8B02022-CAL9		02/02/18 17:35
Cal Standard	8B02022-CALA		02/02/18 17:35
Cal Standard	8B02022-CALB		02/02/18 17:35
Initial Cal Check	8B02022-ICV2		02/02/18 17:35
Initial Cal Blank	8B02022-ICB2		02/02/18 17:35

Note: Client samples are listed only if they are included in this report.
Duplicates and Matrix Spike/Duplicates QC Samples are only listed if sourced from a sample included in this report.

ANALYSIS BATCH (SEQUENCE) SUMMARY

EPA 9060Amod

Laboratory:	Apex Laboratories	SDG:	A9E0838
Client:	Anchor QEA, LLC	Project:	Port of Portland - T4 - PDI
Sequence:	9E31015	Instrument:	TOC
Matrix:	Sediment	Calibration:	A8B0203

Sample Name	Lab Sample ID	Lab File ID	Analysis Date/Time
Calibration Check	9E31015-CCV1		05/31/19 15:48
Calibration Blank	9E31015-CCB1		05/31/19 15:48
Blank	9051321-BLK1		05/31/19 15:48
LCS	9051321-BS1		05/31/19 15:49
FD-201905241445	A9E0838-01		05/31/19 15:48
T4-PDI2019-SC27-190524-01-03	A9E0838-02		05/31/19 15:48
T4-PDI2019-SC27-190524-01-03 (D	9051321-DUP1		05/31/19 15:48
T4-PDI2019-SC27-190524-03-05	A9E0838-03		05/31/19 15:48
T4-PDI2019-SC27-190524-05-07	A9E0838-04		05/31/19 15:48
FD-201905241300	A9E0838-13		05/31/19 15:48
T4-PDI2019-SC30-190524-01-03	A9E0838-14		05/31/19 15:48
T4-PDI2019-SC30-190524-03-05	A9E0838-15		05/31/19 15:48
Calibration Check	9E31015-CCV2		05/31/19 15:48
Calibration Blank	9E31015-CCB2		05/31/19 15:48
T4-PDI2019-SC30-190524-03-05 (D	9051321-DUP2		05/31/19 15:48
T4-PDI2019-SC30-190524-05-07	A9E0838-16		05/31/19 15:48
Calibration Check	9E31015-CCV3		05/31/19 15:48
Calibration Blank	9E31015-CCB3		05/31/19 15:48

Note: Client samples are listed only if they are included in this report.
Duplicates and Matrix Spike/Duplicates QC Samples are only listed if sourced from a sample included in this report.

INITIAL CALIBRATION DATA (Summary)

EPA 9060Amod

Laboratory: Apex Laboratories SDG: A9E0838

Client: Anchor QEA, LLC Project: Port of Portland - T4 - PDI

Calibration: A8B0203 Date: 02/02/18 15:56 Instrument: TOC

Compound	Mean RF	FIT	RF RSD	Mean RT	RT RSD	Linear r	Quad COD	LIMIT	Q
Total Organic Carbon		Lin				0.00000			

Note: ** Quad COD may be incorrect if weighting (1/a) or (1/a2) used. Weighting not shown here. Please see instrument calibration printouts for validation.

INITIAL CALIBRATION DATA

EPA 9060Amod

Laboratory: Apex Laboratories

Client: Anchor QEA, LLC

Calibration: A8B0203

SDG: A9E0838

Project: Port of Portland - T4 - PDI

Instrument: TOC

Calibration Date: 02/02/18 15:56

Compound	Level 01		Level 02		Level 03		Level 04		Level 05		Level 06	
	mg/kg	RF	mg/kg	RF	mg/kg	RF	mg/kg	RF	mg/kg	RF	mg/kg	RF
Total Organic Carbon	1000		2500		5000		10000		15000		20000	

INITIAL CALIBRATION DATA (Continued)

EPA 9060Amod

Laboratory:	Apex Laboratories	SDG:	A9E0838
Client:	Anchor QEA, LLC	Project:	Port of Portland - T4 - PDI
Calibration:	A8B0203	Instrument:	TOC
Matrix:		Calibration Date:	02/02/18 15:56

Compound	Level 07		Level 08		Level 09		Level 10		Level 11		Level 12	
	mg/kg	RF	mg/kg	RF	mg/kg	RF	mg/kg	RF	mg/kg	RF	mg/kg	RF
Total Organic Carbon	25000		30000		35000		40000					

INITIAL AND CONTINUING CALIBRATION CHECK

EPA 9060Amod

Laboratory: Apex Laboratories
SDG: A9E0838
Client: Anchor QEA, LLC
Project: Port of Portland - T4 - PDI
Instrument ID: TOC
Calibration: A8B0203
Control Limt: +/- 10.00%
Sequence: 8B02022

Lab Sample ID	Analyte	True	Found	%R	Units	Method
8B02022-ICV2	Total Organic Carbon	10000	10000	104	mg/kg	EPA 9060Amod

* Values outside of QC limits

INITIAL AND CONTINUING CALIBRATION CHECK

EPA 9060Amod

Laboratory: Apex Laboratories
SDG: A9E0838
Client: Anchor QEA, LLC
Project: Port of Portland - T4 - PDI
Instrument ID: TOC
Calibration: A8B0203
Control Limt: +/- 10.00%
Sequence: 9E31015

Lab Sample ID	Analyte	True	Found	%R	Units	Method
9E31015-CCV1	Total Organic Carbon	10000	10000	100	mg/kg	EPA 9060Amod
9E31015-CCV2	Total Organic Carbon	10000	10000	101	mg/kg	EPA 9060Amod
9E31015-CCV3	Total Organic Carbon	10000	9900	99	mg/kg	EPA 9060Amod

* Values outside of QC limits

INSTRUMENT BLANKS

EPA 9060Amod

Laboratory: Apex Laboratories
SDG: A9E0838
Client: Anchor QEA, LLC
Instrument ID: TOC
Project: Port of Portland - T4 - PDI
Sequence: 8B02022
Calibration: A8B0203

Lab Sample ID	Analyte	Found	RL	Units	C	Method
8B02022-ICB2	Total Organic Carbon	260	200 (Inst)	mg/kg	*	EPA 9060Amod

(Inst) indicates on-Instrument Result and Reporting Level. Used for non-digested Instrument Blanks.

INSTRUMENT BLANKS
EPA 9060Amod

Laboratory: Apex Laboratories
SDG: A9E0838
Client: Anchor QEA, LLC
Instrument ID: TOC
Project: Port of Portland - T4 - PDI
Sequence: 9E31015
Calibration: A8B0203

Lab Sample ID	Analyte	Found	RL	Units	C	Method
9E31015-CCB1	Total Organic Carbon	ND	200 (Inst)	mg/kg		EPA 9060Amod
9E31015-CCB2	Total Organic Carbon	ND	200 (Inst)	mg/kg		EPA 9060Amod
9E31015-CCB3	Total Organic Carbon	ND	200 (Inst)	mg/kg		EPA 9060Amod

(Inst) indicates on-Instrument Result and Reporting Level. Used for non-digested Instrument Blanks.

HOLDING TIME SUMMARY

EPA 9060Amod

Laboratory: Apex Laboratories SDG: A9E0838

Client: Anchor QEA, LLC Project: Port of Portland - T4 - PDI

Sample Name	Date Collected	Date Received	Date Prepared	Days to Prep	Max Days to Prep	Date Analyzed	Days to Analysis	Max Days to Analysis	Q
FD-201905241445	05/24/19 00:00	05/24/19 16:41	05/28/19 15:34	4.65	28.00	05/31/19 15:48	7.66	28.00	
T4-PDI2019-SC27-190524-01-03	05/24/19 14:45	05/24/19 16:41	05/28/19 15:34	4.03	28.00	05/31/19 15:48	7.04	28.00	
T4-PDI2019-SC27-190524-03-05	05/24/19 14:45	05/24/19 16:41	05/28/19 15:34	4.03	28.00	05/31/19 15:48	7.04	28.00	
T4-PDI2019-SC27-190524-05-07	05/24/19 14:45	05/24/19 16:41	05/28/19 15:34	4.03	28.00	05/31/19 15:48	7.04	28.00	
FD-201905241300	05/24/19 00:00	05/24/19 16:41	05/28/19 15:34	4.65	28.00	05/31/19 15:48	7.66	28.00	
T4-PDI2019-SC30-190524-01-03	05/24/19 13:00	05/24/19 16:41	05/28/19 15:34	4.11	28.00	05/31/19 15:48	7.12	28.00	
T4-PDI2019-SC30-190524-03-05	05/24/19 13:00	05/24/19 16:41	05/28/19 15:34	4.11	28.00	05/31/19 15:48	7.12	28.00	
T4-PDI2019-SC30-190524-05-07	05/24/19 13:00	05/24/19 16:41	05/28/19 15:34	4.11	28.00	05/31/19 15:48	7.12	28.00	

Apex Laboratories

SDG: A9E0838

CLASS: WET

METHOD: PSEP 1986

ANALYSES DATA PACKAGE COVER PAGE

PSEP 1986

Laboratory: Apex Laboratories
SDG: A9E0838
Client: Anchor QEA, LLC
Project: Port of Portland - T4 - PDI

Client Sample Id:	Lab Sample Id:	Matrix
FD-201905241445	A9E0838-01	Sediment
T4-PDI2019-SC27-190524-01-03	A9E0838-02	Sediment
T4-PDI2019-SC27-190524-03-05	A9E0838-03	Sediment
T4-PDI2019-SC27-190524-05-07	A9E0838-04	Sediment
FD-201905241300	A9E0838-13	Sediment
T4-PDI2019-SC30-190524-01-03	A9E0838-14	Sediment
T4-PDI2019-SC30-190524-03-05	A9E0838-15	Sediment
T4-PDI2019-SC30-190524-05-07	A9E0838-16	Sediment

I certify that this data package is in compliance with the terms and conditions of the contract, both technically and for completeness, for other than the conditions detailed above. Release of the data contained in this hardcopy data package and in computer-readable data submitted on diskette has been autorized by the Laboratory Manager or the Manager's designee, as verified by the following signatures.

Signature: 
Name: David G. Jack

Forms Created: 6/27/2019 2:30PM
Title: Technical Manager

METHOD DETECTION AND REPORTING LIMITS

PSEP 1986

Laboratory: Apex Laboratories **SDG:** A9E0838

Client: Anchor QEA, LLC **Project:** Port of Portland - T4 - PDI

Batch Matrix: Soil

Analyte	MDL	MRL	Units
Total Solids	1.00	1.00	% by Weight

Note: MDLs are listed only if the corresponding analyte was evalutated to the MDL in this report .

INORGANIC ANALYSIS DATA SHEET

PSEP 1986

FD-201905241445

Laboratory: Apex Laboratories | SDG: A9E0838

Client: Anchor QEA, LLC | Project: Port of Portland - T4 - PDI

Matrix: Sediment | Laboratory ID: A9E0838-01

Sampled: 05/24/19 00:00 | Prepared: 06/05/19 10:10 | Analyzed: 06/06/19 12:20

Solids: 57.52 | Preparation: Total Solids (SM2540G/PSEP) | Initial/Final: 1 N/A / 1 N/A

Batch: 9060598 | Calibration: | Instrument: Wet Chem Balance 1

CAS NO.	Analyte	Concentration (% by Weight)	Dilution Factor	Q	Method
TS	Total Solids	57.5	1		PSEP 1986

INORGANIC ANALYSIS DATA SHEET

PSEP 1986

T4-PDI2019-SC27-190524-01-03

Laboratory: Apex Laboratories
SDG: A9E0838
Client: Anchor QEA, LLC
Project: Port of Portland - T4 - PDI
Matrix: Sediment
Laboratory ID: A9E0838-02
Sampled: 05/24/19 14:45
Prepared: 06/05/19 10:10
Analyzed: 06/06/19 12:20
Solids: 51.80
Preparation: Total Solids (SM2540G/PSEP)
Initial/Final: 1 N/A / 1 N/A
Batch: 9060598
Calibration:
Instrument: Wet Chem Balance 1

CAS NO.	Analyte	Concentration (% by Weight)	Dilution Factor	Q	Method
TS	Total Solids	51.8	1		PSEP 1986

INORGANIC ANALYSIS DATA SHEET

PSEP 1986

T4-PDI2019-SC27-190524-03-05

Laboratory: Apex Laboratories
SDG: A9E0838
Client: Anchor QEA, LLC
Project: Port of Portland - T4 - PDI
Matrix: Sediment
Laboratory ID: A9E0838-03
Sampled: 05/24/19 14:45
Prepared: 06/05/19 10:10
Analyzed: 06/06/19 12:20
Solids: 51.68
Preparation: Total Solids (SM2540G/PSEP)
Initial/Final: 1 N/A / 1 N/A
Batch: 9060598
Calibration:
Instrument: Wet Chem Balance 1

CAS NO.	Analyte	Concentration (% by Weight)	Dilution Factor	Q	Method
TS	Total Solids	51.7	1		PSEP 1986

INORGANIC ANALYSIS DATA SHEET

PSEP 1986

T4-PDI2019-SC27-190524-05-07

Laboratory: Apex Laboratories
SDG: A9E0838
Client: Anchor QEA, LLC
Project: Port of Portland - T4 - PDI
Matrix: Sediment
Laboratory ID: A9E0838-04
Sampled: 05/24/19 14:45
Prepared: 06/05/19 10:10
Analyzed: 06/06/19 12:20
Solids: 56.06
Preparation: Total Solids (SM2540G/PSEP)
Initial/Final: 1 N/A / 1 N/A
Batch: 9060598
Calibration:
Instrument: Wet Chem Balance 1

CAS NO.	Analyte	Concentration (% by Weight)	Dilution Factor	Q	Method
TS	Total Solids	56.1	1		PSEP 1986

INORGANIC ANALYSIS DATA SHEET

PSEP 1986

FD-201905241300

Laboratory: Apex Laboratories
SDG: A9E0838
Client: Anchor QEA, LLC
Project: Port of Portland - T4 - PDI
Matrix: Sediment
Laboratory ID: A9E0838-13
Sampled: 05/24/19 00:00
Prepared: 06/05/19 10:10
Analyzed: 06/06/19 12:20
Solids: 52.59
Preparation: Total Solids (SM2540G/PSEP)
Initial/Final: 1 N/A / 1 N/A
Batch: 9060598
Calibration:
Instrument: Wet Chem Balance 1

CAS NO.	Analyte	Concentration (% by Weight)	Dilution Factor	Q	Method
TS	Total Solids	52.6	1		PSEP 1986

INORGANIC ANALYSIS DATA SHEET

PSEP 1986

T4-PDI2019-SC30-190524-01-03

Laboratory: Apex Laboratories
SDG: A9E0838
Client: Anchor QEA, LLC
Project: Port of Portland - T4 - PDI
Matrix: Sediment
Laboratory ID: A9E0838-14
Sampled: 05/24/19 13:00
Prepared: 06/05/19 10:10
Analyzed: 06/06/19 12:20
Solids: 55.26
Preparation: Total Solids (SM2540G/PSEP)
Initial/Final: 1 N/A / 1 N/A
Batch: 9060598
Calibration:
Instrument: Wet Chem Balance 1

CAS NO.	Analyte	Concentration (% by Weight)	Dilution Factor	Q	Method
TS	Total Solids	55.3	1		PSEP 1986

INORGANIC ANALYSIS DATA SHEET

PSEP 1986

T4-PDI2019-SC30-190524-03-05

Laboratory: Apex Laboratories
SDG: A9E0838
Client: Anchor QEA, LLC
Project: Port of Portland - T4 - PDI
Matrix: Sediment
Laboratory ID: A9E0838-15
Sampled: 05/24/19 13:00
Prepared: 06/05/19 10:10
Analyzed: 06/06/19 12:20
Solids: 59.15
Preparation: Total Solids (SM2540G/PSEP)
Initial/Final: 1 N/A / 1 N/A
Batch: 9060598
Calibration:
Instrument: Wet Chem Balance 1

CAS NO.	Analyte	Concentration (% by Weight)	Dilution Factor	Q	Method
TS	Total Solids	59.1	1		PSEP 1986

INORGANIC ANALYSIS DATA SHEET

PSEP 1986

T4-PDI2019-SC30-190524-05-07

Laboratory: Apex Laboratories
SDG: A9E0838
Client: Anchor QEA, LLC
Project: Port of Portland - T4 - PDI
Matrix: Sediment
Laboratory ID: A9E0838-16
Sampled: 05/24/19 13:00
Prepared: 06/05/19 10:10
Analyzed: 06/06/19 12:20
Solids: 66.68
Preparation: Total Solids (SM2540G/PSEP)
Initial/Final: 1 N/A / 1 N/A
Batch: 9060598
Calibration:
Instrument: Wet Chem Balance 1

CAS NO.	Analyte	Concentration (% by Weight)	Dilution Factor	Q	Method
TS	Total Solids	66.7	1		PSEP 1986

PREPARATION BATCH SUMMARY

PSEP 1986

Laboratory: Apex Laboratories SDG: A9E0838

Client: Anchor QEA, LLC Project: Port of Portland - T4 - PDI

Batch: 9060598 Batch Matrix: Soil Preparation: Total Solids (SM2540G/PSEP)

SAMPLE NAME	LAB SAMPLE ID	LAB FILE ID	DATE PREPARED	OBSERVATIONS
T4-PDI2019-SC27-190524-01-03 (D	9060598-DUP1		06/05/19 10:10	
T4-PDI2019-SC30-190524-03-05 (D	9060598-DUP2		06/05/19 10:10	
FD-201905241445	A9E0838-01		06/05/19 10:10	
T4-PDI2019-SC27-190524-01-03	A9E0838-02		06/05/19 10:10	
T4-PDI2019-SC27-190524-03-05	A9E0838-03		06/05/19 10:10	
T4-PDI2019-SC27-190524-05-07	A9E0838-04		06/05/19 10:10	
FD-201905241300	A9E0838-13		06/05/19 10:10	
T4-PDI2019-SC30-190524-01-03	A9E0838-14		06/05/19 10:10	
T4-PDI2019-SC30-190524-03-05	A9E0838-15		06/05/19 10:10	
T4-PDI2019-SC30-190524-05-07	A9E0838-16		06/05/19 10:10	

Note: Client samples are listed only if they are included in this report.
Duplicates and Matrix Spike/Duplicates QC Samples are only listed if sourced from a sample included in this report.

DUPLICATES

PSEP 1986

T4-PDI2019-SC27-190524-01-03

Laboratory: Apex Laboratories
Client: Anchor QEA, LLC
Matrix: Soil
Batch: 9060598
Preparation: Total Solids (SM2540G/PSEP)
Source Sample Name: T4-PDI2019-SC27-190524-01-03

SDG: A9E0838
Project: Port of Portland - T4 - PDI
Laboratory ID: 9060598-DUP1
Lab Source ID: A9E0838-02
Initial/Final: 1 N/A / 1 N/A
% Solids: 51.80

ANALYTE	CONTROL LIMIT	SAMPLE CONCENTRATION (% by Weight)	C	DUPLICATE CONCENTRATION (% by Weight)	C	RPD %	Q	METHOD
Total Solids	20	51.8		50.8		2		PSEP 1986

* Values outside of QC limits

T4-PDI2019-SC30-190524-03-05

DUPLICATES

PSEP 1986

Laboratory: Apex Laboratories
Client: Anchor QEA, LLC
Matrix: Soil
Batch: 9060598
Preparation: Total Solids (SM2540G/PSEP)
Source Sample Name: T4-PDI2019-SC30-190524-03-05

SDG: A9E0838
Project: Port of Portland - T4 - PDI
Laboratory ID: 9060598-DUP2
Lab Source ID: A9E0838-15
Initial/Final: 1 N/A / 1 N/A
% Solids: 59.15

ANALYTE	CONTROL LIMIT	SAMPLE CONCENTRATION (% by Weight)	C	DUPLICATE CONCENTRATION (% by Weight)	C	RPD %	Q	METHOD
Total Solids	20	59.1		57.9		2		PSEP 1986

* Values outside of QC limits

HOLDING TIME SUMMARY

PSEP 1986

Laboratory: Apex Laboratories SDG: A9E0838

Client: Anchor QEA, LLC Project: Port of Portland - T4 - PDI

Sample Name	Date Collected	Date Received	Date Prepared	Days to Prep	Max Days to Prep	Date Analyzed	Days to Analysis	Max Days to Analysis	Q
FD-201905241445	05/24/19 00:00	05/24/19 16:41	06/05/19 10:10	12.42	180.00	06/06/19 12:20	1.09		
T4-PDI2019-SC27-190524-01-03	05/24/19 14:45	05/24/19 16:41	06/05/19 10:10	11.81	180.00	06/06/19 12:20	1.09		
T4-PDI2019-SC27-190524-03-05	05/24/19 14:45	05/24/19 16:41	06/05/19 10:10	11.81	180.00	06/06/19 12:20	1.09		
T4-PDI2019-SC27-190524-05-07	05/24/19 14:45	05/24/19 16:41	06/05/19 10:10	11.81	180.00	06/06/19 12:20	1.09		
FD-201905241300	05/24/19 00:00	05/24/19 16:41	06/05/19 10:10	12.42	180.00	06/06/19 12:20	1.09		
T4-PDI2019-SC30-190524-01-03	05/24/19 13:00	05/24/19 16:41	06/05/19 10:10	11.88	180.00	06/06/19 12:20	1.09		
T4-PDI2019-SC30-190524-03-05	05/24/19 13:00	05/24/19 16:41	06/05/19 10:10	11.88	180.00	06/06/19 12:20	1.09		
T4-PDI2019-SC30-190524-05-07	05/24/19 13:00	05/24/19 16:41	06/05/19 10:10	11.88	180.00	06/06/19 12:20	1.09		

Apex Laboratories

SDG: A9E0838

CLASS: WET

METHOD: D422mod

ANALYSES DATA PACKAGE COVER PAGE

D422mod

Laboratory: Apex Laboratories
SDG: A9E0838
Client: Anchor QEA, LLC
Project: Port of Portland - T4 - PDI

Client Sample Id:	Lab Sample Id:	Matrix
T4-PDI2019-SC27-190524-01-03	A9E0838-02	Sediment
T4-PDI2019-SC27-190524-03-05	A9E0838-03	Sediment
T4-PDI2019-SC27-190524-05-07	A9E0838-04	Sediment
T4-PDI2019-SC30-190524-01-03	A9E0838-14	Sediment
T4-PDI2019-SC30-190524-03-05	A9E0838-15	Sediment
T4-PDI2019-SC30-190524-05-07	A9E0838-16	Sediment

I certify that this data package is in compliance with the terms and conditions of the contract, both technically and for completeness, for other than the conditions detailed above. Release of the data contained in this hardcopy data package and in computer-readable data submitted on diskette has been autorized by the Laboratory Manager or the Manager's designee, as verified by the following signatures.

Signature: 
Name: David G. Jack

Forms Created: 6/27/2019 2:30PM
Title: Technical Manager

METHOD DETECTION AND REPORTING LIMITS

D422mod

Laboratory: Apex Laboratories **SDG:** A9E0838

Client: Anchor QEA, LLC **Project:** Port of Portland - T4 - PDI

Batch Matrix: Soil

Analyte	MDL	MRL	Units
Gravel (>2.00mm)	0.01	0.01	% of Total
Percent Retained 4.75 mm sieve (#4)	0.01	0.01	% of Total
Percent Retained 2.00 mm sieve (#10)	0.01	0.01	% of Total
Sand (0.063mm - 2.00mm)	0.01	0.01	% of Total
Percent Retained 0.85 mm sieve (#20)	0.01	0.01	% of Total
Percent Retained 0.425 mm sieve (#40)	0.01	0.01	% of Total
Percent Retained 0.250 mm sieve (#60)	0.01	0.01	% of Total
Percent Retained 0.150 mm sieve (#100)	0.01	0.01	% of Total
Percent Retained 0.106 mm sieve (#140)	0.01	0.01	% of Total
Percent Retained 0.075 mm sieve (#200)	0.01	0.01	% of Total
Percent Retained 0.063 mm sieve (#230)	0.01	0.01	% of Total
Silt (0.005mm < 0.063mm)	0.01	0.01	% of Total
Clay (< 0.005 mm)	0.01	0.01	% of Total

Note: MDLs are listed only if the corresponding analyte was evalutated to the MDL in this report .

INORGANIC ANALYSIS DATA SHEET

D422mod

T4-PDI2019-SC27-190524-01-03

Laboratory: Apex Laboratories
SDG: A9E0838
Client: Anchor QEA, LLC
Project: Port of Portland - T4 - PDI
Matrix: Sediment
Laboratory ID: A9E0838-02
Sampled: 05/24/19 14:45
Prepared: 06/13/19 08:51
Analyzed: 06/18/19 13:28
Solids: 51.80
Preparation: ASTM D 421
Initial/Final: 1 N/A / 1 N/A
Batch: 9060927
Calibration:
Instrument: Inst

CAS NO.	Analyte	Concentration (% of Total)	Dilution Factor	Q	Method
GS-Gravel	Gravel (>2.00mm)	0.01	1	U	D422mod
GS-4.75	Percent Retained 4.75 mm sieve (#4)	0.01	1	U	D422mod
GS-2.00	Percent Retained 2.00 mm sieve (#10)	0.01	1	U	D422mod
GS-Sand	Sand (0.063mm - 2.00mm)	14.2	1		D422mod
GS-0.850	Percent Retained 0.85 mm sieve (#20)	0.01	1		D422mod
GS-0.425	Percent Retained 0.425 mm sieve (#40)	0.30	1		D422mod
GS-0.250	Percent Retained 0.250 mm sieve (#60)	1.12	1		D422mod
GS-0.150	Percent Retained 0.150 mm sieve (#100)	1.78	1		D422mod
GS-0.106	Percent Retained 0.106 mm sieve (#140)	2.56	1		D422mod
GS-0.075	Percent Retained 0.075 mm sieve (#200)	4.81	1		D422mod
GS-0.063	Percent Retained 0.063 mm sieve (#230)	3.65	1		D422mod
GS-SILT	Silt (0.005mm < 0.063mm)	66.3	1		D422mod
GS-Clay	Clay (< 0.005 mm)	19.5	1		D422mod

INORGANIC ANALYSIS DATA SHEET

D422mod

T4-PDI2019-SC27-190524-03-05

Laboratory: Apex Laboratories | SDG: A9E0838

Client: Anchor QEA, LLC | Project: Port of Portland - T4 - PDI

Matrix: Sediment | Laboratory ID: A9E0838-03

Sampled: 05/24/19 14:45 | Prepared: 06/13/19 09:08 | Analyzed: 06/18/19 13:28

Solids: 51.68 | Preparation: ASTM D 421 | Initial/Final: 1 N/A / 1 N/A

Batch: 9060927 | Calibration: | Instrument: Inst

CAS NO.	Analyte	Concentration (% of Total)	Dilution Factor	Q	Method
GS-Gravel	Gravel (>2.00mm)	0.01	1		D422mod
GS-4.75	Percent Retained 4.75 mm sieve (#4)	0.01	1	U	D422mod
GS-2.00	Percent Retained 2.00 mm sieve (#10)	0.01	1		D422mod
GS-Sand	Sand (0.063mm - 2.00mm)	8.78	1		D422mod
GS-0.850	Percent Retained 0.85 mm sieve (#20)	0.01	1		D422mod
GS-0.425	Percent Retained 0.425 mm sieve (#40)	0.19	1		D422mod
GS-0.250	Percent Retained 0.250 mm sieve (#60)	0.37	1		D422mod
GS-0.150	Percent Retained 0.150 mm sieve (#100)	0.93	1		D422mod
GS-0.106	Percent Retained 0.106 mm sieve (#140)	1.49	1		D422mod
GS-0.075	Percent Retained 0.075 mm sieve (#200)	3.34	1		D422mod
GS-0.063	Percent Retained 0.063 mm sieve (#230)	2.45	1		D422mod
GS-SILT	Silt (0.005mm < 0.063mm)	67.4	1		D422mod
GS-Clay	Clay (< 0.005 mm)	23.8	1		D422mod

INORGANIC ANALYSIS DATA SHEET

D422mod

T4-PDI2019-SC27-190524-05-07

Laboratory: Apex Laboratories
SDG: A9E0838
Client: Anchor QEA, LLC
Project: Port of Portland - T4 - PDI
Matrix: Sediment
Laboratory ID: A9E0838-04
Sampled: 05/24/19 14:45
Prepared: 06/13/19 09:24
Analyzed: 06/18/19 13:28
Solids: 56.06
Preparation: ASTM D 421
Initial/Final: 1 N/A / 1 N/A
Batch: 9060927
Calibration:
Instrument: Inst

CAS NO.	Analyte	Concentration (% of Total)	Dilution Factor	Q	Method
GS-Gravel	Gravel (>2.00mm)	0.18	1		D422mod
GS-4.75	Percent Retained 4.75 mm sieve (#4)	0.03	1		D422mod
GS-2.00	Percent Retained 2.00 mm sieve (#10)	0.14	1		D422mod
GS-Sand	Sand (0.063mm - 2.00mm)	8.47	1		D422mod
GS-0.850	Percent Retained 0.85 mm sieve (#20)	0.14	1		D422mod
GS-0.425	Percent Retained 0.425 mm sieve (#40)	0.34	1		D422mod
GS-0.250	Percent Retained 0.250 mm sieve (#60)	0.46	1		D422mod
GS-0.150	Percent Retained 0.150 mm sieve (#100)	0.98	1		D422mod
GS-0.106	Percent Retained 0.106 mm sieve (#140)	1.27	1		D422mod
GS-0.075	Percent Retained 0.075 mm sieve (#200)	2.93	1		D422mod
GS-0.063	Percent Retained 0.063 mm sieve (#230)	2.35	1		D422mod
GS-SILT	Silt (0.005mm < 0.063mm)	70.7	1		D422mod
GS-Clay	Clay (< 0.005 mm)	20.6	1		D422mod

INORGANIC ANALYSIS DATA SHEET

D422mod

T4-PDI2019-SC30-190524-01-03

Laboratory: Apex Laboratories | SDG: A9E0838

Client: Anchor QEA, LLC | Project: Port of Portland - T4 - PDI

Matrix: Sediment | Laboratory ID: A9E0838-14

Sampled: 05/24/19 13:00 | Prepared: 06/13/19 09:46 | Analyzed: 06/18/19 13:28

Solids: 55.26 | Preparation: ASTM D 421 | Initial/Final: 1 N/A / 1 N/A

Batch: 9060927 | Calibration: | Instrument: Inst

CAS NO.	Analyte	Concentration (% of Total)	Dilution Factor	Q	Method
GS-Gravel	Gravel (>2.00mm)	0.01	1	U	D422mod
GS-4.75	Percent Retained 4.75 mm sieve (#4)	0.01	1	U	D422mod
GS-2.00	Percent Retained 2.00 mm sieve (#10)	0.01	1	U	D422mod
GS-Sand	Sand (0.063mm - 2.00mm)	10.9	1		D422mod
GS-0.850	Percent Retained 0.85 mm sieve (#20)	0.02	1		D422mod
GS-0.425	Percent Retained 0.425 mm sieve (#40)	0.21	1		D422mod
GS-0.250	Percent Retained 0.250 mm sieve (#60)	0.50	1		D422mod
GS-0.150	Percent Retained 0.150 mm sieve (#100)	1.08	1		D422mod
GS-0.106	Percent Retained 0.106 mm sieve (#140)	1.74	1		D422mod
GS-0.075	Percent Retained 0.075 mm sieve (#200)	4.22	1		D422mod
GS-0.063	Percent Retained 0.063 mm sieve (#230)	3.12	1		D422mod
GS-SILT	Silt (0.005mm < 0.063mm)	68.9	1		D422mod
GS-Clay	Clay (< 0.005 mm)	20.2	1		D422mod

INORGANIC ANALYSIS DATA SHEET

D422mod

T4-PDI2019-SC30-190524-03-05

Laboratory: Apex Laboratories
SDG: A9E0838
Client: Anchor QEA, LLC
Project: Port of Portland - T4 - PDI
Matrix: Sediment
Laboratory ID: A9E0838-15
Sampled: 05/24/19 13:00
Prepared: 06/13/19 10:10
Analyzed: 06/18/19 13:28
Solids: 59.15
Preparation: ASTM D 421
Initial/Final: 1 N/A / 1 N/A
Batch: 9060927
Calibration:
Instrument: Inst

CAS NO.	Analyte	Concentration (% of Total)	Dilution Factor	Q	Method
GS-Gravel	Gravel (>2.00mm)	0.13	1		D422mod
GS-4.75	Percent Retained 4.75 mm sieve (#4)	0.01	1	U	D422mod
GS-2.00	Percent Retained 2.00 mm sieve (#10)	0.13	1		D422mod
GS-Sand	Sand (0.063mm - 2.00mm)	15.7	1		D422mod
GS-0.850	Percent Retained 0.85 mm sieve (#20)	0.14	1		D422mod
GS-0.425	Percent Retained 0.425 mm sieve (#40)	0.92	1		D422mod
GS-0.250	Percent Retained 0.250 mm sieve (#60)	2.61	1		D422mod
GS-0.150	Percent Retained 0.150 mm sieve (#100)	3.47	1		D422mod
GS-0.106	Percent Retained 0.106 mm sieve (#140)	2.52	1		D422mod
GS-0.075	Percent Retained 0.075 mm sieve (#200)	3.67	1		D422mod
GS-0.063	Percent Retained 0.063 mm sieve (#230)	2.38	1		D422mod
GS-SILT	Silt (0.005mm < 0.063mm)	63.0	1		D422mod
GS-Clay	Clay (< 0.005 mm)	21.1	1		D422mod

INORGANIC ANALYSIS DATA SHEET

D422mod

T4-PDI2019-SC30-190524-05-07

Laboratory: Apex Laboratories
SDG: A9E0838
Client: Anchor QEA, LLC
Project: Port of Portland - T4 - PDI
Matrix: Sediment
Laboratory ID: A9E0838-16
Sampled: 05/24/19 13:00
Prepared: 06/13/19 08:58
Analyzed: 06/18/19 13:28
Solids: 66.68
Preparation: ASTM D 421
Initial/Final: 1 N/A / 1 N/A
Batch: 9060927
Calibration:
Instrument: Inst

CAS NO.	Analyte	Concentration (% of Total)	Dilution Factor	Q	Method
GS-Gravel	Gravel (>2.00mm)	0.21	1		D422mod
GS-4.75	Percent Retained 4.75 mm sieve (#4)	0.07	1		D422mod
GS-2.00	Percent Retained 2.00 mm sieve (#10)	0.14	1		D422mod
GS-Sand	Sand (0.063mm - 2.00mm)	61.4	1		D422mod
GS-0.850	Percent Retained 0.85 mm sieve (#20)	0.13	1		D422mod
GS-0.425	Percent Retained 0.425 mm sieve (#40)	1.36	1		D422mod
GS-0.250	Percent Retained 0.250 mm sieve (#60)	4.96	1		D422mod
GS-0.150	Percent Retained 0.150 mm sieve (#100)	13.6	1		D422mod
GS-0.106	Percent Retained 0.106 mm sieve (#140)	17.2	1		D422mod
GS-0.075	Percent Retained 0.075 mm sieve (#200)	17.0	1		D422mod
GS-0.063	Percent Retained 0.063 mm sieve (#230)	7.07	1		D422mod
GS-SILT	Silt (0.005mm < 0.063mm)	31.5	1		D422mod
GS-Clay	Clay (< 0.005 mm)	7.00	1		D422mod

PREPARATION BATCH SUMMARY

D422mod

Laboratory: Apex Laboratories
SDG: A9E0838
Client: Anchor QEA, LLC
Project: Port of Portland - T4 - PDI
Batch: 9060927 Batch Matrix: Soil Preparation: ASTM D 421

SAMPLE NAME	LAB SAMPLE ID	LAB FILE ID	DATE PREPARED	OBSERVATIONS
T4-PDI2019-SC27-190524-01-03	A9E0838-02		06/13/19 08:51	
T4-PDI2019-SC27-190524-03-05	A9E0838-03		06/13/19 09:08	
T4-PDI2019-SC27-190524-05-07	A9E0838-04		06/13/19 09:24	
T4-PDI2019-SC30-190524-01-03	A9E0838-14		06/13/19 09:46	
T4-PDI2019-SC30-190524-03-05	A9E0838-15		06/13/19 10:10	
T4-PDI2019-SC30-190524-05-07	A9E0838-16		06/13/19 08:58	

Note: Client samples are listed only if they are included in this report.
Duplicates and Matrix Spike/Duplicates QC Samples are only listed if sourced from a sample included in this report.

HOLDING TIME SUMMARY

D422mod

Laboratory: Apex Laboratories SDG: A9E0838

Client: Anchor QEA, LLC Project: Port of Portland - T4 - PDI

Sample Name	Date Collected	Date Received	Date Prepared	Days to Prep	Max Days to Prep	Date Analyzed	Days to Analysis	Max Days to Analysis	Q
T4-PDI2019-SC27-190524-01-03	05/24/19 14:45	05/24/19 16:41	06/13/19 08:51	19.75	180.00	06/18/19 13:28	24.95	180.00	
T4-PDI2019-SC27-190524-03-05	05/24/19 14:45	05/24/19 16:41	06/13/19 09:08	19.77	180.00	06/18/19 13:28	24.95	180.00	
T4-PDI2019-SC27-190524-05-07	05/24/19 14:45	05/24/19 16:41	06/13/19 09:24	19.78	180.00	06/18/19 13:28	24.95	180.00	
T4-PDI2019-SC30-190524-01-03	05/24/19 13:00	05/24/19 16:41	06/13/19 09:46	19.87	180.00	06/18/19 13:28	25.02	180.00	
T4-PDI2019-SC30-190524-03-05	05/24/19 13:00	05/24/19 16:41	06/13/19 10:10	19.88	180.00	06/18/19 13:28	25.02	180.00	
T4-PDI2019-SC30-190524-05-07	05/24/19 13:00	05/24/19 16:41	06/13/19 08:58	19.83	180.00	06/18/19 13:28	25.02	180.00	

APEX LABORATORIES, LLC
12232 SW Garden Place Tigard OR 97223
phone 503-718-2323
fax 503-718-0333

Raw Data

APEX LABORATORIES, LLC
12232 SW Garden Place Tigard OR 97223
phone 503-718-2323
fax 503-718-0333

Polychlorinated Biphenyls by EPA 8082A
Benchsheet & Analysis Sequence Data

Batch 9060524
Sequence 9F06006 (A9E0838-01RE1,02RE1,03RE1,04RE1,13RE1, 14RE1)

Apex Laboratories

PREPARATION BENCH SHEET

BATCH #: 9060524 (Sediment)

Prep Method: EPA 3546

#	Lab Number		Analysis	Prepared	Initial (g)	Final (mL)	Spike ID	Source ID	ul Spike	ul Surr.	Sample ID	Extraction Comments	pH <2	pH Other	pH >11
	9060524-BLK1		QC	06/04/19 09:49	11	2				100					
	9060524-BS1		QC	06/04/19 09:49	10	2	A19E232		100	100					
	A9E0766-02RE1	A	8082 PCBs - Low Level (2mL FV)	06/04/19 09:49	10.14	2				100	T4-PDI2019-SC18-190522-01-03	Re-extract added 6/4/2019 by KAK			
	9060524-DUP1		QC	06/04/19 09:49	10.09	2		A9E0766-02RE1		100					
	A9E0766-05RE1	A	8082 PCBs - Low Level (2mL FV)	06/04/19 09:49	10.05	2				100	T4-PDI2019-SC18-190522-07-09	MS/MSD this sample			
	9060524-MS1		QC	06/04/19 09:49	10.03	2	A19E232	A9E0766-05RE1	100	100					
	9060524-MSD1		QC	06/04/19 09:49	10.05	2	A19E232	A9E0766-05RE1	100	100					
	A9E0766-06RE1	A	8082 PCBs - Low Level (2mL FV)	06/04/19 09:49	10.13	2				100	T4-PDI2019-SC18-190522-09-11	Re-extract added 6/4/2019 by KAK			
	A9E0766-07RE1	A	8082 PCBs - Low Level (2mL FV)	06/04/19 09:49	10.01	2				100	T4-PDI2019-SC18-190522-11-13	Re-extract added 6/4/2019 by KAK			
	A9E0766-16RE1	A	8082 PCBs - Low Level (2mL FV)	06/04/19 09:49	10.4	2				100	T4-PDI2019-SC67-190522-01-03	Re-extract added 6/4/2019 by KAK			
	A9E0838-01RE1	A	8082 PCBs - Low Level (2mL FV)	06/04/19 09:49	10.01	2				100	FD-201905241445	Re-extract added 6/4/2019 by KAK			
	A9E0838-02RE1	A	8082 PCBs - Low Level (2mL FV)	06/04/19 09:49	10.16	2				100	T4-PDI2019-SC27-190524-01-03	MS/MSD this sample			
	9060524-MS2		QC	06/04/19 09:49	10.14	2	A19E232	A9E0838-02RE1	100	100					
	9060524-MSD2		QC	06/04/19 09:49	10.2	2	A19E232	A9E0838-02RE1	100	100					
	A9E0838-03RE1	A	8082 PCBs - Low Level (2mL FV)	06/04/19 09:49	10.13	2				100	T4-PDI2019-SC27-190524-03-05	Re-extract added 6/4/2019 by KAK			
	A9E0838-04RE1	A	8082 PCBs - Low Level (2mL FV)	06/04/19 09:49	10.02	2				100	T4-PDI2019-SC27-190524-05-07	Re-extract added 6/4/2019 by KAK			
	A9E0838-13RE1	A	8082 PCBs - Low Level (2mL FV)	06/04/19 09:49	10.02	2				100	FD-201905241300	Re-extract added 6/4/2019 by KAK			
	A9E0838-14RE1	A	8082 PCBs - Low Level (2mL FV)	06/04/19 09:49	10.08	2				100	T4-PDI2019-SC30-190524-01-03	Re-extract added 6/4/2019 by KAK			
	A9E0838-15RE1	A	8082 PCBs - Low Level (2mL FV)	06/04/19 09:49	10.1	2				100	T4-PDI2019-SC30-190524-03-05	MS/MSD this sample			
	9060524-MS3		QC	06/04/19 09:49	10.11	2	A19E232	A9E0838-15RE1	100	100					
	9060524-MSD3		QC	06/04/19 09:49	10.1	2	A19E232	A9E0838-15RE1	100	100					
	A9E0838-16RE1	A	8082 PCBs - Low Level (2mL FV)	06/04/19 09:49	10.05	2				100	T4-PDI2019-SC30-190524-05-07	Re-extract added 6/4/2019 by KAK			

Prepared By: Date

Reviewed By: 6/7/19 Date

Apex Laboratories

PREPARATION BENCH SHEET

BATCH #: 9060524 (Sediment)

Prep Method: EPA 3546

#	Lab Number		Analysis	Prepared	Initial (g)	Final (mL)	Spike ID	Source ID	ul Spike	ul Surr.	Sample ID	Extraction Comments	pH <2	pH Other	pH >11
	A9E0849-02RE1	A	8082 PCBs - Low Level (2mL FV)	06/04/19 09:49	10.03	2				100	T4-PDI2019-SC32-190523-01-03	Re-extract added 6/4/2019 by KAK			
	A9E0849-08RE1	A	8082 PCBs - Low Level (2mL FV)	06/04/19 09:49	10.19	2				100	T4-PDI2019-SC43-190523-01-03	Re-extract added 6/4/2019 by KAK			
	A9E0849-09RE1	A	8082 PCBs - Low Level (2mL FV)	06/04/19 09:49	10.03	2				100	T4-PDI2019-SC43-190523-03-05	Re-extract added 6/4/2019 by KAK			
	A9E0927-02RE1	A	8082 PCBs - Low Level (2mL FV)	06/04/19 09:49	10.14	2				100	FD-20190524164 1	Re-extract added 6/4/2019 by KAK			
	A9E0927-03RE1	A	8082 PCBs - Low Level (2mL FV)	06/04/19 09:49	10.17	2				100	T4-PDI2019-SC29-190524-01-03	Re-extract added 6/4/2019 by KAK			
	A9E0927-04RE1	A	8082 PCBs - Low Level (2mL FV)	06/04/19 09:49	10.12	2				100	T4-PDI2019-SC29-190524-03-05	Re-extract added 6/4/2019 by KAK			
	A9E0927-05RE1	A	8082 PCBs - Low Level (2mL FV)	06/04/19 09:49	10.03	2				100	T4-PDI2019-SC29-190524-05-07	MS/MSD this sample			
	9060524-MS4		QC	06/04/19 09:49	10	2	A19E232	A9E0927-05RE1	100	100					
	9060524-MSD4		QC	06/04/19 09:49	10.01	2	A19E232	A9E0927-05RE1	100	100					

Standards/Reagents

Reagent(s)

Std ID	Exp. Date	Description
A13L219	11/30/23	Extractions Balance
A18H290	01/01/21	Copper, Granular Lot# J260003
A18K137	11/08/23	Sulfuric Acid
A18K311	12/31/20	Glass Wool
A19C104	09/03/19	Florisil Lot 817211-CM
A19D007	09/30/20	DCM CHEM PROD. 186806
A19D008	09/28/19	n-Hexane Lot# 186950
A19D260	10/15/19	Sodium Sulfate Lot # Q098001

Analyte Spike(s)

Std ID	Exp. Date	Description
A19E232	11/20/19	8082 PCB Matrix Spike

Surrogate(s)

Std ID	Exp. Date	Description
A19E001	10/01/19	8082 PCB Surrogate Spike

Method 3546 digestion time and temperture achieved.
Initial:

Witness:_____

Prepared By: Date

Reviewed By: Date

Apex Laboratories

PREPARATION BENCH SHEET

BATCH #: 9060524 (Sediment)

Prep Method: EPA 3546

#	Lab Number		Analysis	Prepared	Initial (g)	Final (mL)	Spike ID	Source ID	ul Spike	ul Surr.	Sample ID	Extraction Comments	pH <2	pH Other	pH >11
1	9060524-BLK1		QC	06/04/19 09:49	~~10~~ 11	2 ✓				100					
2	9060524-BS1		QC	06/04/19 09:49	10	2 ✓	A19E232		100	100					
3	A9E0766-02RE1	A	8082 PCBs - Low Level (2mL FV)	06/04/19 09:49	~~10~~ 10.14	2 ✓				100	T4-PDI2019-SC18-190522-01-03	Re-extract added 6/4/2019 by KAK mud			
4	9060524-DUP1		QC	06/04/19 09:49	~~10~~ 10.09	2 ✓		A9E0766-02RE1		100		mud			
5	A9E0766-05RE1	A	8082 PCBs - Low Level (2mL FV)	06/04/19 09:49	~~10~~ 10.05	2 ✓				100	T4-PDI2019-SC18-190522-07-09	MS/MSD this sample mud			
6	9060524-MS1		QC	06/04/19 09:49	~~10~~ 10.03	2 ✓	A19E232	A9E0766-05RE1	100	100		mud			
7	9060524-MSD1		QC	06/04/19 09:49	~~10~~ 10.05	2 ✓	A19E232	A9E0766-05RE1	100	100		mud			
8	A9E0766-06RE1	A	8082 PCBs - Low Level (2mL FV)	06/04/19 09:49	~~10~~ 10.13	2 ✓				100	T4-PDI2019-SC18-190522-09-11	Re-extract added 6/4/2019 by KAK mud			
9	A9E0766-07RE1	A	8082 PCBs - Low Level (2mL FV)	06/04/19 09:49	~~10~~ 10.04	2 ✓				100	T4-PDI2019-SC18-190522-11-13	Re-extract added 6/4/2019 by KAK mud			
10	A9E0766-16RE1	A	8082 PCBs - Low Level (2mL FV)	06/04/19 09:49	10 10.40	2 ✓				100	T4-PDI2019-SC67-190522-01-03	Re-extract added 6/4/2019 by KAK sand			
11	A9E0838-01RE1	A	8082 PCBs - Low Level (2mL FV)	06/04/19 09:49	~~10~~ 10.01	2 ✓				100	FD-20190524144 5	Re-extract added 6/4/2019 by KAK mud (S)			
12	A9E0838-02RE1	A	8082 PCBs - Low Level (2mL FV)	06/04/19 09:49	~~10~~ 10.16	2 ✓				100	T4-PDI2019-SC27-190524-01-03	MS/MSD this sample sand (S) (P)			
13	9060524-MS2		QC	06/04/19 09:49	~~10~~ 10.14	2 ✓	A19E232	A9E0838-02RE1	100	100		sand (S) (P)			
14	9060524-MSD2		QC	06/04/19 09:49	~~10~~ 10.20	2 ✓	A19E232	A9E0838-02RE1	100	100		mud (S) (P)			
15	A9E0838-03RE1	A	8082 PCBs - Low Level (2mL FV)	06/04/19 09:49	~~10~~ 10.13	2 ✓				100	T4-PDI2019-SC27-190524-03-05	Re-extract added 6/4/2019 by KAK mud (S) (P)			
16	A9E0838-04RE1	A	8082 PCBs - Low Level (2mL FV)	06/04/19 09:49	~~10~~ 10.02	2 ✓				100	T4-PDI2019-SC27-190524-05-07	Re-extract added 6/4/2019 by KAK mud (S) (P)			
17	A9E0838-13RE1	A	8082 PCBs - Low Level (2mL FV)	06/04/19 09:49	~~10~~ 10.02	2 ✓				100	FD-20190524130 0	Re-extract added 6/4/2019 by KAK Mud (S) (P)			
18	A9E0838-14RE1	A	8082 PCBs - Low Level (2mL FV)	06/04/19 09:49	~~10~~ 10.03	2 ✓				100	T4-PDI2019-SC30-190524-01-03	Re-extract added 6/4/2019 by KAK mud (S) (P)			
19	A9E0838-15RE1	A	8082 PCBs - Low Level (2mL FV)	06/04/19 09:49	~~10~~ 10.10	2 ✓				100	T4-PDI2019-SC30-190524-03-05	MS/MSD this sample mud (S) (P)			
20	9060524-MS3		QC	06/04/19 09:49	~~10~~ 10.11	2 ✓	A19E232	A9E0838-15RE1	100	100		mud (S) (P)			
21	9060524-MSD3		QC	06/04/19 09:49	~~10~~ 10.10	2 ✓	A19E232	A9E0838-15RE1	100	100		mud (S) (P)			
22	A9E0838-16RE1	A	8082 PCBs - Low Level (2mL FV)	06/04/19 09:49	~~10~~ 10.05	2 ✓				100	T4-PDI2019-SC30-190524-05-07	Re-extract added 6/4/2019 by KAK mud			

JAB 6/4/19
Prepared By: Date

JRA 06/04/19
Reviewed By: Date

CAH 6/4/19

Apex Laboratories

PREPARATION BENCH SHEET

BATCH #: 9060524 (Sediment)

Prep Method: EPA 3546

#	Lab Number		Analysis	Prepared	Initial (g)	Final (mL)	Spike ID	Source ID	ul Spike	ul Surr.	Sample ID	Extraction Comments	pH <2	pH Other	pH >11
23	A9E0849-02RE1	A	8082 PCBs - Low Level (2mL FV)	06/04/19 09:49	~~10~~ 10.03	2 ✓				100	T4-PDI2019-SC32-190523-01-03	Re-extract added 6/4/2019 by KAK mud			
24	A9E0849-08RE1	A	8082 PCBs - Low Level (2mL FV)	06/04/19 09:49	~~10~~ 10.19	2 ✓				100	T4-PDI2019-SC43-190523-01-03	Re-extract added 6/4/2019 by KAK Sand			
25	A9E0849-09RE1	A	8082 PCBs - Low Level (2mL FV)	06/04/19 09:49	~~10~~ 10.03	2 ✓				100	T4-PDI2019-SC43-190523-03-05	Re-extract added 6/4/2019 by KAK Sand			
26	A9E0927-02RE1	A	8082 PCBs - Low Level (2mL FV)	06/04/19 09:49	~~10~~ 10.14	2 ✓				100	FD-20190524164 1	Re-extract added 6/4/2019 by KAK mud			
27	A9E0927-03RE1	A	8082 PCBs - Low Level (2mL FV)	06/04/19 09:49	~~10~~ 10.17	2 ✓				100	T4-PDI2019-SC29-190524-01-03	Re-extract added 6/4/2019 by KAK mud			
28	A9E0927-04RE1	A	8082 PCBs - Low Level (2mL FV)	06/04/19 09:49	~~10~~ 10.17	2 ✓				100	T4-PDI2019-SC29-190524-03-05	Re-extract added 6/4/2019 by KAK mud			
29	A9E0927-05RE1	A	8082 PCBs - Low Level (2mL FV)	06/04/19 09:49	~~10~~ 10.03	2 ✓				100	T4-PDI2019-SC29-190524-05-07	MS/MSD this sample mud			
30	9060524-MS4		QC	06/04/19 09:49	10	2 ✓	A19E232	A9E0927-05RE1	100	100		mud			
31	9060524-MSD4		QC	06/04/19 09:49	~~10~~ 10.01	2 ✓	A19E232	A9E0927-05RE1	100	100		mud			

Standards/Reagents

Reagent(s)

Std ID	Exp. Date	Description
A13L219	11/30/23	Extractions Balance
A18H290	01/01/21	Copper, Granular Lot# J260003
A18K137	11/08/23	Sulfuric Acid
A18K311	12/31/20	Glass Wool
A19C104	09/03/19	Florisil Lot 817211-CM
A19D007	09/30/20	DCM CHEM PROD. 186806
A19D008	09/28/19	n-Hexane Lot# 186950
A19D260	10/15/19	Sodium Sulfate Lot # Q098001

Analyte Spike(s)

Std ID	Exp. Date	Description
A19E232	11/20/19	8082 PCB Matrix Spike

JAG

Surrogate(s)

Std ID	Exp. Date	Description
A19E001	10/01/19	8082 PCB Surrogate Spike

JAG

(S) = staining
(P) = precipitate

Method 3546 digestion time and temperture achieved.
Initial: JAG

Witness: JE 6-4-19

JAG 6/4/19
Prepared By: Date

Reviewed By: Date

ELEMENT SEQUENCE LOG

Apex Laboratories

Sequence: **9F06006** Instrument: **DUALECD6F**

Date: **06/06/19 07:10** Calibration: **A9E2804**

#	Lab Number	Matrix	Analysis	Client	Due	Batch	ISTD ID	STD ID
1	9F06006-CCV1	Sediment	QC	QC				A19E079
2	9F06006-CCB1	Sediment	QC	QC				A19E080
3	A9E0838-01RE1	Sediment	8082 PCBs - Low Level (2mL FV)	Anchor QEA, LLC	06/07/19	9060524		
4	9F06006-IBL1	Sediment	QC	QC				
5	A9E0838-02RE1	Sediment	8082 PCBs - Low Level (2mL FV)	Anchor QEA, LLC	06/07/19	9060524		
6	9F06006-IBL2	Sediment	QC	QC				
7	9060524-MS2	Sediment	QC	QC		9060524		
8	9F06006-IBL3	Sediment	QC	QC				
9	9060524-MSD2	Sediment	QC	QC		9060524		
10	9F06006-IBL4	Sediment	QC	QC				
11	A9E0838-03RE1	Sediment	8082 PCBs - Low Level (2mL FV)	Anchor QEA, LLC	06/07/19	9060524		
12	9F06006-IBL5	Sediment	QC	QC				
13	A9E0838-04RE1	Sediment	8082 PCBs - Low Level (2mL FV)	Anchor QEA, LLC	06/07/19	9060524		
14	9F06006-IBL6	Sediment	QC	QC				
15	A9E0838-13RE1	Sediment	8082 PCBs - Low Level (2mL FV)	Anchor QEA, LLC	06/07/19	9060524		
16	9F06006-IBL7	Sediment	QC	QC				
17	A9E0838-14RE1	Sediment	8082 PCBs - Low Level (2mL FV)	Anchor QEA, LLC	06/07/19	9060524		
18	9F06006-IBL8	Sediment	QC	QC				
19	9F06006-CCV2	Sediment	QC	QC				A19E079
20	9F06006-CCB2	Sediment	QC	QC				A19E080

Comments:

Data Entered By: 6/6/19

Data Reviewed By: MB 6/6/19

TOTAL AROCLOR AVERAGE RESULTS

The average result for the 1016 and 1260 selected peaks are reported here to facilitate data entry and review. Averages are done on all individual peaks and must be for matrix spikes if all peaks are not used in the average.

9F06006-CCV1

Aroclor 1016

Peak	Initial Res
1016 (1)	449.37
1016 (2)	482.62
1016 (3)	453.64
1016 (4)	454.00
1016 (5)	464.68
1016 (6)	466.44
Average:	**461.79**

Aroclor 1260

Peak	Initial Res
1260 (1)	492.44
1260 (2)	476.90
1260 (3)	486.61
1260 (4)	504.22
1260 (5)	503.08
1260 (6)	481.56
Average:	**490.80**

9060524-MS2

Aroclor 1016

Peak	Initial Res
1016 (1)	800.69
1016 (2)	966.59
1016 (3)	849.35
1016 (4)	865.91
1016 (5)	864.10
1016 (6)	800.83
Average:	**857.91**

Aroclor 1260

Peak	Initial Res
1260 (1)	937.26
1260 (2)	1,003.52
1260 (3)	966.49
1260 (4)	1,031.64
1260 (5)	946.19
1260 (6)	950.17
Average:	**972.55**

TOTAL AROCLOR AVERAGE RESULTS

The average result for the 1016 and 1260 selected peaks are reported here to facilitate data entry and review. Averages are done on all individual peaks and must be for matrix spikes if all peaks are not used in the average.

9060524-MSD2

Aroclor 1016

Peak	Initial Res
1016 (1)	804.79
1016 (2)	948.26
1016 (3)	822.54
1016 (4)	834.00
1016 (5)	821.41
1016 (6)	800.10
Average:	**838.52**

Aroclor 1260

Peak	Initial Res
1260 (1)	936.72
1260 (2)	989.70
1260 (3)	919.09
1260 (4)	1,004.54
1260 (5)	923.85
1260 (6)	936.73
Average:	**951.77**

9F06006-CCV2

Aroclor 1016

Peak	Initial Res
1016 (1)	469.49
1016 (2)	490.34
1016 (3)	464.29
1016 (4)	467.81
1016 (5)	474.81
1016 (6)	463.29
Average:	**471.67**

Aroclor 1260

Peak	Initial Res
1260 (1)	486.30
1260 (2)	517.34
1260 (3)	500.01
1260 (4)	508.32
1260 (5)	517.31
1260 (6)	498.19
Average:	**504.58**

Quantitation Report (Not Reviewed)

Data Path : S:\DATA\9F06006\
Data File : ECD6F002.D
Signal(s) : ECD1A.CH
Acq On : 06 Jun 2019 7:36 am
Operator : MJB/KAK
Sample : 9F06006-CCV1
Misc :
ALS Vial : 2 Sample Multiplier: 1

Integration File: PCB1.e
Quant Time: Jun 06 10:12:52 2019
Quant Method : S:\METHODS\FECD6_QUANTPCB_190524.M
Quant Title : PCB Data Analysis
QLast Update : Tue May 28 13:15:51 2019
Response via : Initial Calibration
Integrator: ChemStation 6890 Scale Mode: Small noise peaks clipped

6/16/19

	Compound	R.T.	Response	Conc	Units	
	System Monitoring Compounds					
1)	S TCMX (S)	4.650	31196997	224.641	ng/ml	
62)	S DCBP (S)	9.413	37105836	262.570	ng/ml	
	Target Compounds					
2)	Aroclor 1016 (1)	5.575	2473479	449.374	ng/ml	461.79
3)	Aroclor 1016 (2)	5.992	5185354	482.615	ng/ml	
4)	Aroclor 1016 (3)	6.074	2534627	453.637	ng/ml	
5)	Aroclor 1016 (4)	6.236	2132686	453.996	ng/ml	
6)	Aroclor 1016 (5)	6.456	2612559	464.684	ng/ml	
7)	Aroclor 1016 (6)	6.582	1799712	466.439	ng/ml	
8)	Aroclor 1016 - AVE	0.000	0	N.D.	ng/ml	
9)	Aroclor 1221 (1)	5.012	255006	143.178	ng/ml	
10)	Aroclor 1221 (2)	5.131	283021	248.590	ng/ml	
11)	Aroclor 1221 (3)	5.211	1260496	330.398	ng/ml	
12)	Aroclor 1221 - AVE	0.000	0	N.D.	ng/ml	
13)	Aroclor 1232 (1)	5.211	1260496	435.835	ng/ml	
14)	Aroclor 1232 (2)	5.992	5185354	1287.683	ng/ml	
15)	Aroclor 1232 (3)	6.074	2534627	1255.878	ng/ml	
16)	Aroclor 1232 (4)	6.236	2132686	1419.760	ng/ml	
17)	Aroclor 1232 (5)	6.456	2612559	1393.205	ng/ml	
18)	Aroclor 1232 (6)	6.582	1799712	1172.588	ng/ml	
19)	Aroclor 1232 - AVE	0.000	0	N.D.	ng/ml	
20)	Aroclor 1242 (1)	5.575	2473479	575.529	ng/ml	
21)	Aroclor 1242 (2)	5.992	5185354	605.899	ng/ml	
22)	Aroclor 1242 (3)	6.074	2534627	611.317	ng/ml	
23)	Aroclor 1242 (4)	6.236	2132686	643.484	ng/ml	
24)	Aroclor 1242 (5)	6.456	2612559	614.294	ng/ml	
25)	Aroclor 1242 (6)	6.582	1799712	508.336	ng/ml	
26)	Aroclor 1242 - AVE	0.000	0	N.D.	ng/ml	
27)	Aroclor 1248 (1)	5.992	5185354	1076.478	ng/ml	
28)	Aroclor 1248 (2)	6.236	2132686	371.338	ng/ml	
29)	Aroclor 1248 (3)	6.456	2612559	386.456	ng/ml	
30)	Aroclor 1248 (4)	6.755	441365	61.691	ng/ml	
31)	Aroclor 1248 (5)	6.786	1635125	236.584	ng/ml	
32)	Aroclor 1248 (6)	7.277	3710962	902.436	ng/ml	
33)	Aroclor 1248 - AVE	0.000	0	N.D.	ng/ml	
34)	Aroclor 1254 (1)	6.786	1635125	197.492	ng/ml	
35)	Aroclor 1254 (2)	6.900	1757567	174.400	ng/ml	
36)	Aroclor 1254 (3)	7.277	3710962	244.922	ng/ml	
37)	Aroclor 1254 (4)	7.441	489364	52.319	ng/ml	
38)	Aroclor 1254 (5)	7.821	4945797	480.890	ng/ml	
39)	Aroclor 1254 (6)	8.111	510504	161.033	ng/ml	
40)	Aroclor 1254 - AVE	0.000	0	N.D.	ng/ml	
41)	Aroclor 1260 (1)	7.391	5184043	492.437	ng/ml	490.80
42)	Aroclor 1260 (2)	7.528	6171034	476.899	ng/ml	
43)	Aroclor 1260 (3)	8.083	4566811	486.613	ng/ml	
44)	Aroclor 1260 (4)	8.258	11694163	504.218	ng/ml	
45)	Aroclor 1260 (5)	8.556	7764795	503.079	ng/ml	
46)	Aroclor 1260 (6)	8.946	3001436	481.565	ng/ml	
47)	Aroclor 1260 - AVE	0.000	0	N.D.	ng/ml	

Quantitation Report (Not Reviewed)

Data Path : S:\DATA\9F06006\
Data File : ECD6F002.D
Signal(s) : ECD1A.CH
Acq On : 06 Jun 2019 7:36 am
Operator : MJB/KAK
Sample : 9F06006-CCV1
Misc :
ALS Vial : 2 Sample Multiplier: 1

Integration File: PCB1.e
Quant Time: Jun 06 10:12:52 2019
Quant Method : S:\METHODS\FECD6_QUANTPCB_190524.M
Quant Title : PCB Data Analysis
QLast Update : Tue May 28 13:15:51 2019
Response via : Initial Calibration
Integrator: ChemStation 6890 Scale Mode: Small noise peaks clipped

	Compound	R.T.	Response	Conc Units
48)	Aroclor 1262 (1)	7.528	6171034	603.730 ng/ml
49)	Aroclor 1262 (2)	7.852	4578621	305.734 ng/ml
50)	Aroclor 1262 (3)	8.083	4566811	373.841 ng/ml
51)	Aroclor 1262 (4)	8.258	11694163	418.946 ng/ml
52)	Aroclor 1262 (5)	8.556	7764795	469.629 ng/ml
53)	Aroclor 1262 (6)	8.946	3001436	350.432 ng/ml
54)	Aroclor 1262 - AVE	0.000	0	N.D. ng/ml
55)	Aroclor 1268 (1)	8.083	4566811	699.348 ng/ml
56)	Aroclor 1268 (2)	8.504	2515536	78.692 ng/ml
57)	Aroclor 1268 (3)	8.556	7764795	291.604 ng/ml
58)	Aroclor 1268 (4)	8.731	382915	16.176 ng/ml
59)	Aroclor 1268 (5)	8.946	3001436	307.873 ng/ml
60)	Aroclor 1268 (6)	9.189	850101	12.142 ng/ml
61)	Aroclor 1268 - AVE	0.000	0	N.D. ng/ml

(f)=RT Delta > 1/2 Window (m)=manual int.

Quantitation Report (Not Reviewed)

Data Path : S:\DATA\9F06006\
Data File : ECD6F002.D
Signal(s) : ECD1A.CH
Acq On : 06 Jun 2019 7:36 am
Operator : MJB/KAK
Sample : 9F06006-CCV1
Misc :
ALS Vial : 2 Sample Multiplier: 1

Integration File: PCB1.e
Quant Time: Jun 06 10:12:52 2019
Quant Method : S:\METHODS\FECD6_QUANTPCB_190524.M
Quant Title : PCB Data Analysis
QLast Update : Tue May 28 13:15:51 2019
Response via : Initial Calibration
Integrator: ChemStation 6890 Scale Mode: Small noise peaks clipped

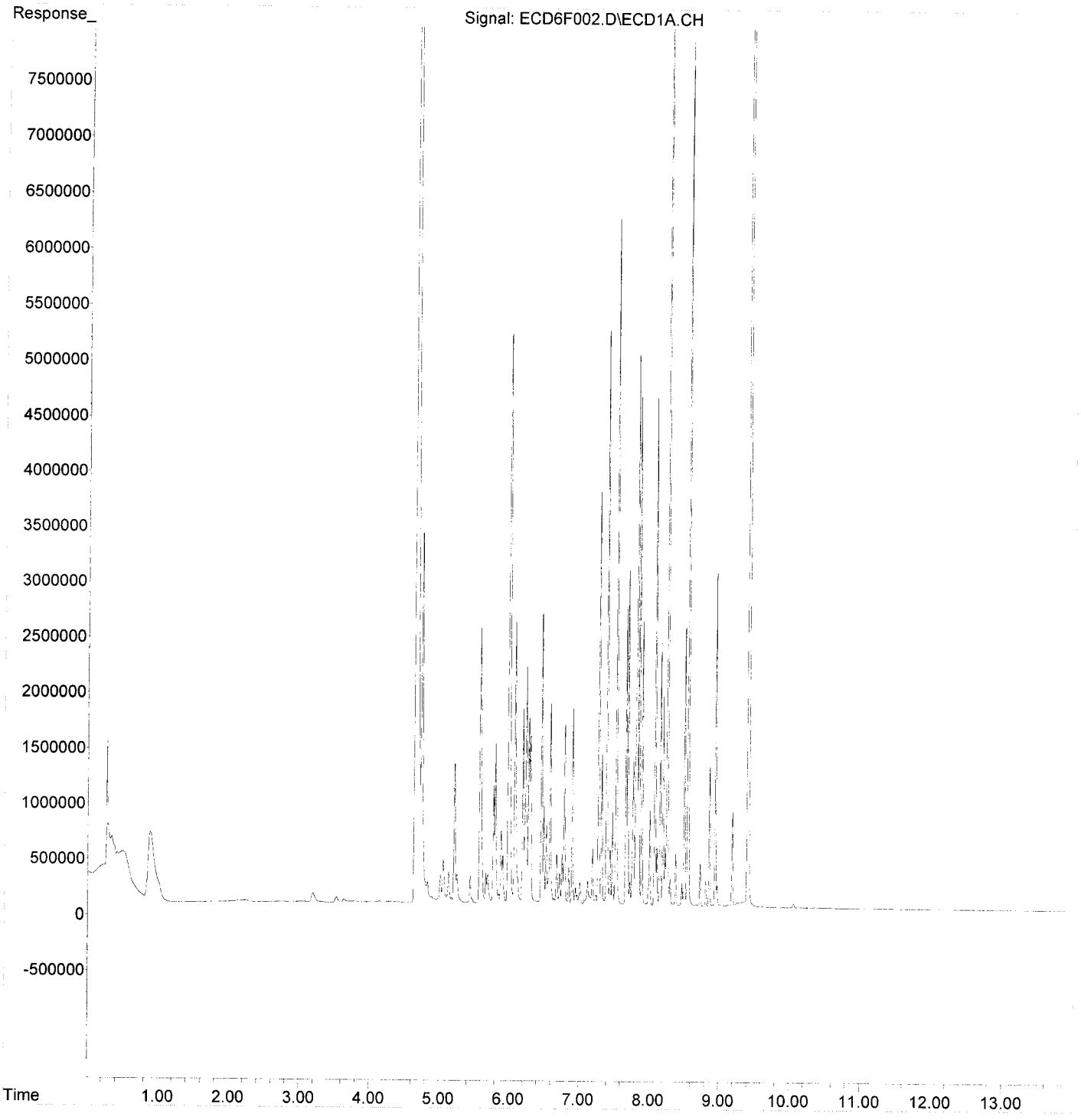

Quantitation Report (Not Reviewed)

Data Path : S:\DATA\9F06006\
Data File : ECD6F003.D
Signal(s) : ECD1A.CH
Acq On : 06 Jun 2019 7:54 am
Operator : MJB/KAK
Sample : 9F06006-CCB1
Misc :
ALS Vial : 3 Sample Multiplier: 1

Integration File: PCB1.e
Quant Time: Jun 06 10:13:00 2019
Quant Method : S:\METHODS\FECD6_QUANTPCB_190524.M
Quant Title : PCB Data Analysis
QLast Update : Tue May 28 13:15:51 2019
Response via : Initial Calibration
Integrator: ChemStation 6890 Scale Mode: Small noise peaks clipped

6/16/19
clean

	Compound	R.T.	Response	Conc Units
	System Monitoring Compounds			
1) S	TCMX (S)	4.648	11286837	81.273 ng/ml
62) S	DCBP (S)	9.411	13661106	96.669 ng/ml
	Target Compounds			
2)	Aroclor 1016 (1)	5.582	390	0.071 ng/ml
3)	Aroclor 1016 (2)	6.004	2460	0.229 ng/ml
4)	Aroclor 1016 (3)	6.088	2593	0.464 ng/ml
5)	Aroclor 1016 (4)	6.250	4390	0.934 ng/ml
6)	Aroclor 1016 (5)	6.464	3356	0.597 ng/ml
7)	Aroclor 1016 (6)	6.583	2897	0.751 ng/ml
8)	Aroclor 1016 - AVE	0.000	0	N.D. ng/ml
9)	Aroclor 1221 (1)	5.009	22868	12.840 ng/ml
10)	Aroclor 1221 (2)	5.104	33193	29.155 ng/ml
11)	Aroclor 1221 (3)	5.208	4321	1.133 ng/ml
12)	Aroclor 1221 - AVE	0.000	0	N.D. ng/ml
13)	Aroclor 1232 (1)	5.208	4321	1.494 ng/ml
14)	Aroclor 1232 (2)	6.004	2460	0.611 ng/ml
15)	Aroclor 1232 (3)	6.088	2593	1.285 ng/ml
16)	Aroclor 1232 (4)	6.250	4390	2.922 ng/ml
17)	Aroclor 1232 (5)	6.464	3356	1.789 ng/ml
18)	Aroclor 1232 (6)	6.583	2897	1.888 ng/ml
19)	Aroclor 1232 - AVE	0.000	0	N.D. ng/ml
20)	Aroclor 1242 (1)	5.582	390	0.091 ng/ml
21)	Aroclor 1242 (2)	6.004	2460	0.287 ng/ml
22)	Aroclor 1242 (3)	6.088	2593	0.625 ng/ml
23)	Aroclor 1242 (4)	6.250	4390	1.324 ng/ml
24)	Aroclor 1242 (5)	6.464	3356	0.789 ng/ml
25)	Aroclor 1242 (6)	6.598	2213	0.625 ng/ml
26)	Aroclor 1242 - AVE	0.000	0	N.D. ng/ml
27)	Aroclor 1248 (1)	6.004	2460	0.511 ng/ml
28)	Aroclor 1248 (2)	6.250	4390	0.764 ng/ml
29)	Aroclor 1248 (3)	6.464	3356	0.496 ng/ml
30)	Aroclor 1248 (4)	6.760	1255	0.175 ng/ml
31)	Aroclor 1248 (5)	6.800	2118	0.306 ng/ml
32)	Aroclor 1248 (6)	7.270	12671	3.081 ng/ml
33)	Aroclor 1248 - AVE	0.000	0	N.D. ng/ml
34)	Aroclor 1254 (1)	6.791	1877	0.227 ng/ml
35)	Aroclor 1254 (2)	6.909	846	0.084 ng/ml
36)	Aroclor 1254 (3)	7.270	12671	0.836 ng/ml
37)	Aroclor 1254 (4)	7.456	3713	0.397 ng/ml
38)	Aroclor 1254 (5)	7.826	8790	0.855 ng/ml
39)	Aroclor 1254 (6)	8.109	1081	0.341 ng/ml
40)	Aroclor 1254 - AVE	0.000	0	N.D. ng/ml
41)	Aroclor 1260 (1)	7.387	4519	0.429 ng/ml
42)	Aroclor 1260 (2)	7.544	8788	0.679 ng/ml
43)	Aroclor 1260 (3)	8.102	833	0.089 ng/ml
44)	Aroclor 1260 (4)	8.247	7758	0.335 ng/ml
45)	Aroclor 1260 (5)	8.555	5741	0.372 ng/ml
46)	Aroclor 1260 (6)	8.950	4908	0.787 ng/ml
47)	Aroclor 1260 - AVE	0.000	0	N.D. ng/ml

Quantitation Report (Not Reviewed)

Data Path : S:\DATA\9F06006\
Data File : ECD6F003.D
Signal(s) : ECD1A.CH
Acq On : 06 Jun 2019 7:54 am
Operator : MJB/KAK
Sample : 9F06006-CCB1
Misc :
ALS Vial : 3 Sample Multiplier: 1

Integration File: PCB1.e
Quant Time: Jun 06 10:13:00 2019
Quant Method : S:\METHODS\FECD6_QUANTPCB_190524.M
Quant Title : PCB Data Analysis
QLast Update : Tue May 28 13:15:51 2019
Response via : Initial Calibration
Integrator: ChemStation 6890 Scale Mode: Small noise peaks clipped

	Compound	R.T.	Response	Conc Units
48)	Aroclor 1262 (1)	7.544	8788	0.860 ng/ml
49)	Aroclor 1262 (2)	7.852	2490	0.166 ng/ml
50)	Aroclor 1262 (3)	8.102	833	0.068 ng/ml
51)	Aroclor 1262 (4)	8.247	7758	0.278 ng/ml
52)	Aroclor 1262 (5)	8.555	5741	0.347 ng/ml
53)	Aroclor 1262 (6)	8.950	4908	0.573 ng/ml
54)	Aroclor 1262 - AVE	0.000	0	N.D. ng/ml
55)	Aroclor 1268 (1)	8.077	3887	0.595 ng/ml
56)	Aroclor 1268 (2)	8.502	3194	0.100 ng/ml
57)	Aroclor 1268 (3)	8.555	5741	0.216 ng/ml
58)	Aroclor 1268 (4)	8.730	92904	3.925 ng/ml
59)	Aroclor 1268 (5)	8.950	4908	0.503 ng/ml
60)	Aroclor 1268 (6)	9.188	133931	1.913 ng/ml
61)	Aroclor 1268 - AVE	0.000	0	N.D. ng/ml

(f)=RT Delta > 1/2 Window (m)=manual int.

Quantitation Report (Not Reviewed)

Data Path : S:\DATA\9F06006\
Data File : ECD6F003.D
Signal(s) : ECD1A.CH
Acq On : 06 Jun 2019 7:54 am
Operator : MJB/KAK
Sample : 9F06006-CCB1
Misc :
ALS Vial : 3 Sample Multiplier: 1

Integration File: PCB1.e
Quant Time: Jun 06 10:13:00 2019
Quant Method : S:\METHODS\FECD6_QUANTPCB_190524.M
Quant Title : PCB Data Analysis
QLast Update : Tue May 28 13:15:51 2019
Response via : Initial Calibration
Integrator: ChemStation 6890 Scale Mode: Small noise peaks clipped

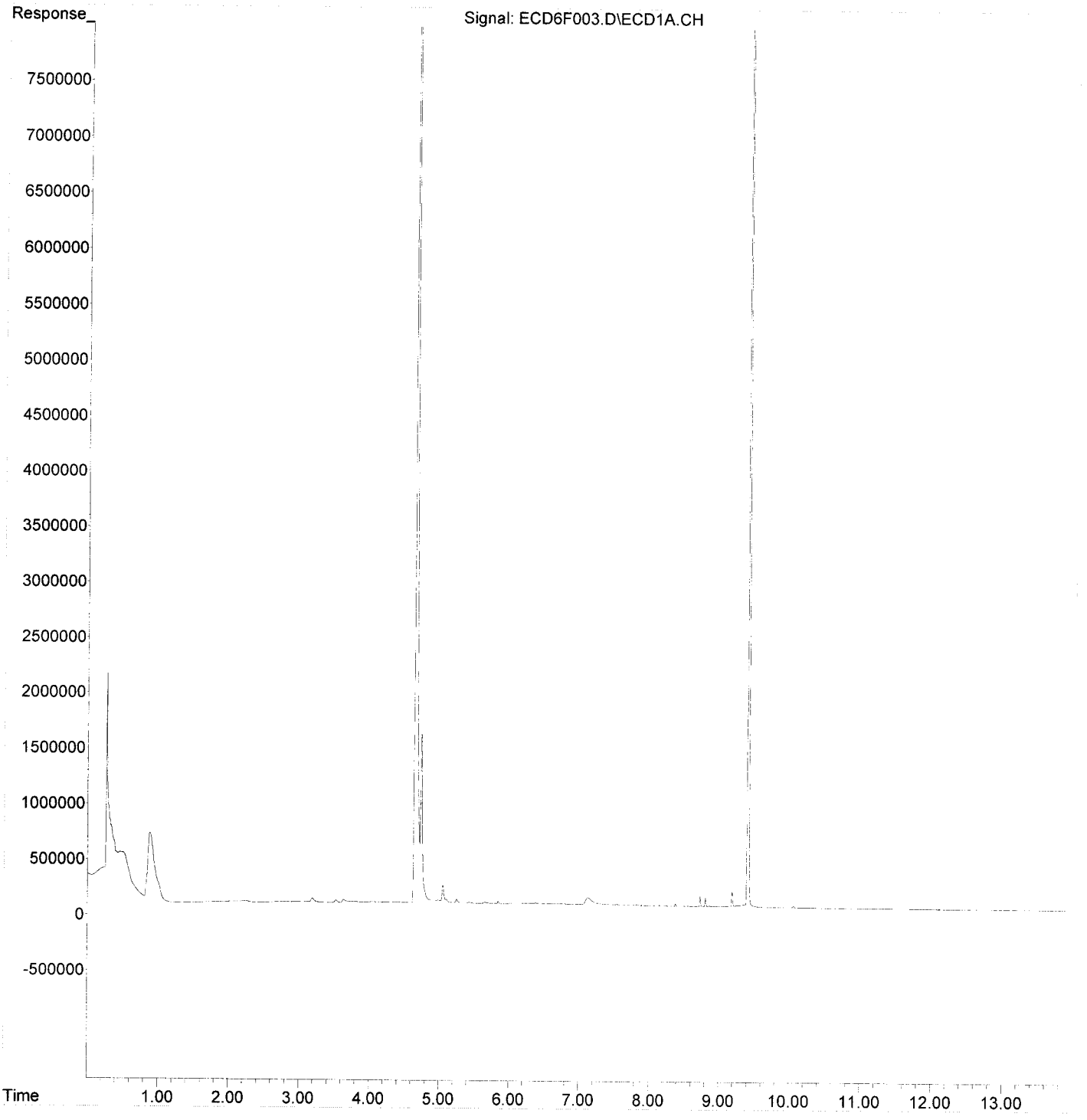

Quantitation Report (Not Reviewed)

Data Path : S:\DATA\9F06006\
Data File : ECD6F004.D
Signal(s) : ECD1A.CH
Acq On : 06 Jun 2019 8:12 am
Operator : MJB/KAK
Sample : A9E0838-01RE1
Misc :
ALS Vial : 4 Sample Multiplier: 1

6/6/19

Integration File: PCB1.e
Quant Time: Jun 06 10:13:08 2019
Quant Method : S:\METHODS\FECD6_QUANTPCB_190524.M
Quant Title : PCB Data Analysis
QLast Update : Tue May 28 13:15:51 2019
Response via : Initial Calibration
Integrator: ChemStation 6890 Scale Mode: Small noise peaks clipped

1242 P-10
1254 P-10
1260 P-10

	Compound	R.T.	Response	Conc	Units	
	System Monitoring Compounds					
1)	S TCMX (S)	4.646	25676974	184.893	ng/ml	
62)	S DCBP (S)	9.409	32888658	232.728	ng/ml	
	Target Compounds					
2)	Aroclor 1016 (1)	5.572	87795	15.950	ng/ml	
3)	Aroclor 1016 (2)	5.989	224880	20.930	ng/ml	
4)	Aroclor 1016 (3)	6.070	140122	25.078	ng/ml	
5)	Aroclor 1016 (4)	6.231	387640	82.519	ng/ml	
6)	Aroclor 1016 (5)	6.452	281964	50.152	ng/ml	
7)	Aroclor 1016 (6)	6.578	180340	46.739	ng/ml	
8)	Aroclor 1016 - AVE	0.000	0	N.D.	ng/ml	
9)	Aroclor 1221 (1)	5.007	20929	11.751	ng/ml	
10)	Aroclor 1221 (2)	5.111	16056	14.103	ng/ml	
11)	Aroclor 1221 (3)	5.220	158014	41.418	ng/ml	✓
12)	Aroclor 1221 - AVE	0.000	0	N.D.	ng/ml	
13)	Aroclor 1232 (1)	5.220	158014	54.636	ng/ml	
14)	Aroclor 1232 (2)	5.989	224880	55.845	ng/ml	
15)	Aroclor 1232 (3)	6.070	140122	69.429	ng/ml	
16)	Aroclor 1232 (4)	6.231	387640	258.058	ng/ml	
17)	Aroclor 1232 (5)	6.452	281964	150.364	ng/ml	
18)	Aroclor 1232 (6)	6.578	180340	117.499	ng/ml	
19)	Aroclor 1232 - AVE	0.000	0	N.D.	ng/ml	
20)	Aroclor 1242 (1)	5.572	87795	20.428	ng/ml	26.833 ✓
21)	Aroclor 1242 (2)	5.989	224880	26.277	ng/ml	
22)	Aroclor 1242 (3)	6.070	140122	33.795	ng/ml	
23)	Aroclor 1242 (4)	6.231	387640Ø	116.960	ng/ml	
24)	Aroclor 1242 (5)	6.452	281964Ø	66.299	ng/ml	
25)	Aroclor 1242 (6)	6.578	180340Ø	50.938	ng/ml	
26)	Aroclor 1242 - AVE	0.000	0	N.D.	ng/ml	
27)	Aroclor 1248 (1)	5.989	224880	46.685	ng/ml	
28)	Aroclor 1248 (2)	6.231	387640	67.495	ng/ml	
29)	Aroclor 1248 (3)	6.452	281964	41.709	ng/ml	
30)	Aroclor 1248 (4)	6.750	530453	74.143	ng/ml	
31)	Aroclor 1248 (5)	6.784	1000689	144.789	ng/ml	
32)	Aroclor 1248 (6)	7.267	1439626	350.090	ng/ml	
33)	Aroclor 1248 - AVE	0.000	0	N.D.	ng/ml	
34)	Aroclor 1254 (1)	6.784	1000689Ø	120.864	ng/ml	93.674 ✓
35)	Aroclor 1254 (2)	6.896	1106950Ø	109.841	ng/ml	
36)	Aroclor 1254 (3)	7.267	1439626	95.015	ng/ml	
37)	Aroclor 1254 (4)	7.435	921814	98.554	ng/ml	
38)	Aroclor 1254 (5)	7.816	1381464Ø	134.323	ng/ml	
39)	Aroclor 1254 (6)	8.106	277239	87.452	ng/ml	
40)	Aroclor 1254 - AVE	0.000	0	N.D.	ng/ml	
41)	Aroclor 1260 (1)	7.386	1225483Ø	116.410	ng/ml	70.312 ✓
42)	Aroclor 1260 (2)	7.523	1592542Ø	123.072	ng/ml	
43)	Aroclor 1260 (3)	8.078	626425	66.748	ng/ml	
44)	Aroclor 1260 (4)	8.253	1692739	72.986	ng/ml	
45)	Aroclor 1260 (5)	8.551	1145982	74.248	ng/ml	
46)	Aroclor 1260 (6)	8.942	419246	67.266	ng/ml	
47)	Aroclor 1260 - AVE	0.000	0	N.D.	ng/ml	

Quantitation Report (Not Reviewed)

Data Path : S:\DATA\9F06006\
Data File : ECD6F004.D
Signal(s) : ECD1A.CH
Acq On : 06 Jun 2019 8:12 am
Operator : MJB/KAK
Sample : A9E0838-01RE1
Misc :
ALS Vial : 4 Sample Multiplier: 1

Integration File: PCB1.e
Quant Time: Jun 06 10:13:08 2019
Quant Method : S:\METHODS\FECD6_QUANTPCB_190524.M
Quant Title : PCB Data Analysis
QLast Update : Tue May 28 13:15:51 2019
Response via : Initial Calibration
Integrator: ChemStation 6890 Scale Mode: Small noise peaks clipped

	Compound	R.T.	Response	Conc Units
48)	Aroclor 1262 (1)	7.523	1592542	155.803 ng/ml
49)	Aroclor 1262 (2)	7.847	764950	51.079 ng/ml
50)	Aroclor 1262 (3)	8.078	626425	51.279 ng/ml
51)	Aroclor 1262 (4)	8.253	1692739	60.643 ng/ml
52)	Aroclor 1262 (5)	8.551	1145982	69.311 ng/ml
53)	Aroclor 1262 (6)	8.942	419246	48.949 ng/ml
54)	Aroclor 1262 - AVE	0.000	0	N.D. ng/ml
55)	Aroclor 1268 (1)	8.078	626425	95.929 ng/ml
56)	Aroclor 1268 (2)	8.499	398039	12.452 ng/ml
57)	Aroclor 1268 (3)	8.551	1145982	43.037 ng/ml
58)	Aroclor 1268 (4)	8.728	173951	7.348 ng/ml
59)	Aroclor 1268 (5)	8.942	419246	43.004 ng/ml
60)	Aroclor 1268 (6)	9.186	244831	3.497 ng/ml
61)	Aroclor 1268 - AVE	0.000	0	N.D. ng/ml

(f)=RT Delta > 1/2 Window (m)=manual int.

07/03/19 Anchor Part of Portland - T4 - PDI Page 286 of 1512

Quantitation Report (Not Reviewed)

Data Path : S:\DATA\9F06006\
Data File : ECD6F004.D
Signal(s) : ECD1A.CH
Acq On : 06 Jun 2019 8:12 am
Operator : MJB/KAK
Sample : A9E0838-01RE1
Misc :
ALS Vial : 4 Sample Multiplier: 1

Integration File: PCB1.e
Quant Time: Jun 06 10:13:08 2019
Quant Method : S:\METHODS\FECD6_QUANTPCB_190524.M
Quant Title : PCB Data Analysis
QLast Update : Tue May 28 13:15:51 2019
Response via : Initial Calibration
Integrator: ChemStation 6890 Scale Mode: Small noise peaks clipped

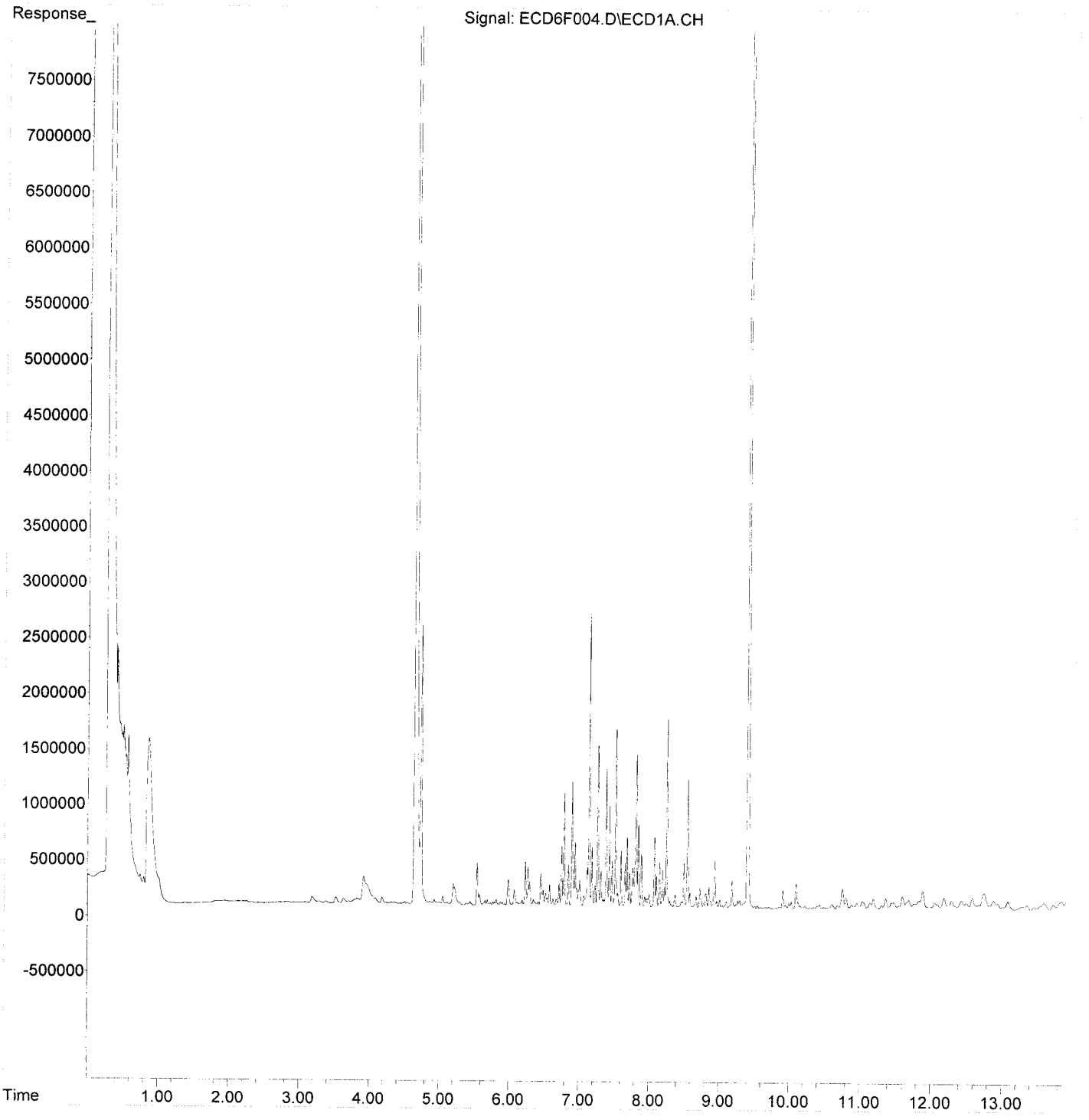

Quantitation Report (QT Reviewed)

Data Path : S:\DATA\9F06006\
Data File : ECD6F006.D
Signal(s) : ECD1A.CH
Acq On : 06 Jun 2019 8:48 am
Operator : MJB/KAK
Sample : A9E0838-02RE1
Misc :
ALS Vial : 5 Sample Multiplier: 1

Integration File: PCB1.e
Quant Time: Jun 06 10:13:19 2019
Quant Method : S:\METHODS\FECD6_QUANTPCB_190524.M
Quant Title : PCB Data Analysis
QLast Update : Tue May 28 13:15:51 2019
Response via : Initial Calibration
Integrator: ChemStation 6890 Scale Mode: Small noise peaks clipped

6/16/19

1254 (3)
1260 (3)

	Compound	R.T.	Response	Conc	Units
	System Monitoring Compounds				
1) S	TCMX (S)	4.647	21314924	153.483	ng/ml
62) S	DCBP (S)	9.408	22555559	159.609	ng/ml
	Target Compounds				
2)	Aroclor 1016 (1)	5.572	18632	3.385	ng/ml
3)	Aroclor 1016 (2)	5.989	43369	4.036	ng/ml
4)	Aroclor 1016 (3)	6.070	28340	5.072	ng/ml
5)	Aroclor 1016 (4)	6.232	58678	12.491	ng/ml
6)	Aroclor 1016 (5)	6.451	44381	7.894	ng/ml
7)	Aroclor 1016 (6)	6.578	29150	7.555	ng/ml
8)	Aroclor 1016 - AVE	0.000	0	N.D.	ng/ml
9)	Aroclor 1221 (1)	5.003	18175	10.205	ng/ml
10)	Aroclor 1221 (2)	5.133	4278	3.758	ng/mlm
11)	Aroclor 1221 (3)	5.221	45136	11.831	ng/ml
12)	Aroclor 1221 - AVE	0.000	0	N.D.	ng/ml
13)	Aroclor 1232 (1)	5.221	45136	15.606	ng/ml
14)	Aroclor 1232 (2)	5.989	43369	10.770	ng/ml
15)	Aroclor 1232 (3)	6.070	28340	14.042	ng/ml
16)	Aroclor 1232 (4)	6.232	58678	39.063	ng/ml
17)	Aroclor 1232 (5)	6.451	44381	23.667	ng/ml
18)	Aroclor 1232 (6)	6.578	29150	18.993	ng/ml
19)	Aroclor 1232 - AVE	0.000	0	N.D.	ng/ml
20)	Aroclor 1242 (1)	5.572	18632	4.335	ng/ml
21)	Aroclor 1242 (2)	5.989	43369	5.068	ng/ml
22)	Aroclor 1242 (3)	6.070	28340	6.835	ng/ml
23)	Aroclor 1242 (4)	6.232	58678	17.705	ng/ml
24)	Aroclor 1242 (5)	6.451	44381	10.435	ng/ml
25)	Aroclor 1242 (6)	6.577	29244	8.260	ng/mlm
26)	Aroclor 1242 - AVE	0.000	0	N.D.	ng/ml
27)	Aroclor 1248 (1)	5.989	43369	9.003	ng/ml
28)	Aroclor 1248 (2)	6.232	58678	10.217	ng/ml
29)	Aroclor 1248 (3)	6.451	44381	6.565	ng/ml
30)	Aroclor 1248 (4)	6.750	71245	9.958	ng/ml
31)	Aroclor 1248 (5)	6.784	126155	18.253	ng/ml
32)	Aroclor 1248 (6)	7.268	202674	49.287	ng/ml
33)	Aroclor 1248 - AVE	0.000	0	N.D.	ng/ml
34)	Aroclor 1254 (1)	6.784	126155	15.237	ng/ml
35)	Aroclor 1254 (2)	6.897	154478	15.329	ng/mlm
36)	Aroclor 1254 (3)	7.268	202674	13.376	ng/ml
37)	Aroclor 1254 (4)	7.435	137901	14.743	ng/ml
38)	Aroclor 1254 (5)	7.816	231335	22.493	ng/ml
39)	Aroclor 1254 (6)	8.107	49476	15.607	ng/ml
40)	Aroclor 1254 - AVE	0.000	0	N.D.	ng/ml
41)	Aroclor 1260 (1)	7.386	185931	17.662	ng/ml
42)	Aroclor 1260 (2)	7.523	258168	19.951	ng/ml
43)	Aroclor 1260 (3)	8.079	109510	11.669	ng/ml
44)	Aroclor 1260 (4)	8.253	278500	12.008	ng/ml
45)	Aroclor 1260 (5)	8.548	311252	20.166	ng/ml
46)	Aroclor 1260 (6)	8.940	87704	14.072	ng/mlm
47)	Aroclor 1260 - AVE	0.000	0	N.D.	ng/ml

↑ MDL

< MDL

14.858

15.921

Quantitation Report (QT Reviewed)

Data Path : S:\DATA\9F06006\
Data File : ECD6F006.D
Signal(s) : ECD1A.CH
Acq On : 06 Jun 2019 8:48 am
Operator : MJB/KAK
Sample : A9E0838-02RE1
Misc :
ALS Vial : 5 Sample Multiplier: 1

Integration File: PCB1.e
Quant Time: Jun 06 10:13:19 2019
Quant Method : S:\METHODS\FECD6_QUANTPCB_190524.M
Quant Title : PCB Data Analysis
QLast Update : Tue May 28 13:15:51 2019
Response via : Initial Calibration
Integrator: ChemStation 6890 Scale Mode: Small noise peaks clipped

	Compound	R.T.	Response	Conc Units
48)	Aroclor 1262 (1)	7.523	258168	25.257 ng/ml
49)	Aroclor 1262 (2)	7.847	136631	9.123 ng/ml
50)	Aroclor 1262 (3)	8.079	109510	8.965 ng/ml
51)	Aroclor 1262 (4)	8.253	278500	9.977 ng/ml
52)	Aroclor 1262 (5)	8.548	311252	18.825 ng/ml
53)	Aroclor 1262 (6)	8.940	87598	10.227 ng/ml
54)	Aroclor 1262 - AVE	0.000	0	N.D. ng/ml
55)	Aroclor 1268 (1)	8.079	109510	16.770 ng/ml
56)	Aroclor 1268 (2)	8.499	72620	2.272 ng/ml
57)	Aroclor 1268 (3)	8.548	311252	11.689 ng/ml
58)	Aroclor 1268 (4)	8.728	89934	3.799 ng/ml
59)	Aroclor 1268 (5)	8.967	22117	2.269 ng/ml
60)	Aroclor 1268 (6)	9.204	63535	0.907 ng/ml
61)	Aroclor 1268 - AVE	0.000	0	N.D. ng/ml

(f)=RT Delta > 1/2 Window (m)=manual int.

Quantitation Report (QT Reviewed)

Data Path : S:\DATA\9F06006\
Data File : ECD6F006.D
Signal(s) : ECD1A.CH
Acq On : 06 Jun 2019 8:48 am
Operator : MJB/KAK
Sample : A9E0838-02RE1
Misc :
ALS Vial : 5 Sample Multiplier: 1

Integration File: PCB1.e
Quant Time: Jun 06 10:13:19 2019
Quant Method : S:\METHODS\FECD6_QUANTPCB_190524.M
Quant Title : PCB Data Analysis
QLast Update : Tue May 28 13:15:51 2019
Response via : Initial Calibration
Integrator: ChemStation 6890 Scale Mode: Small noise peaks clipped

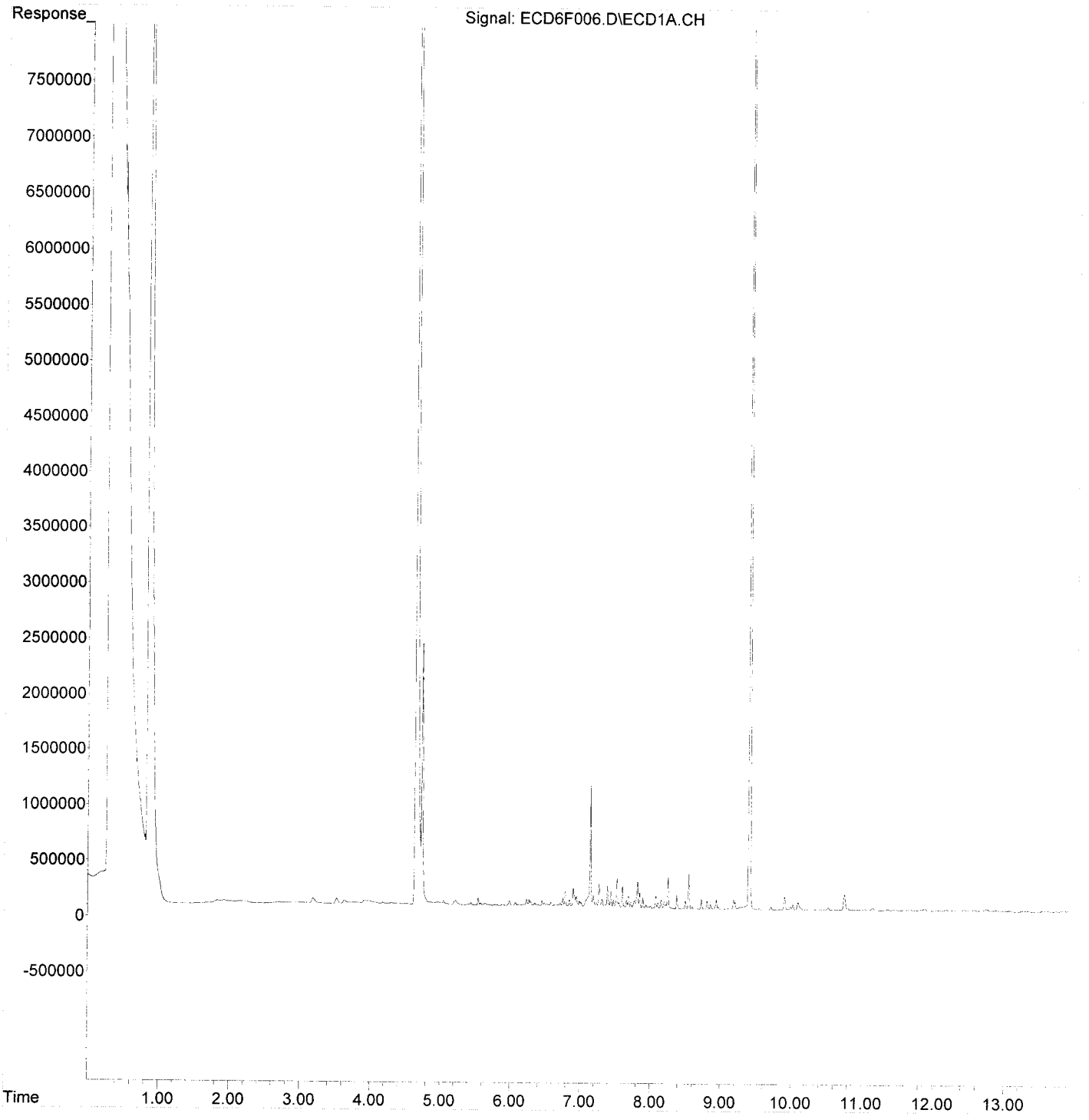

Quantitation Report (Qedit)

Data Path : S:\DATA\9F06006\
Data File : ECD6F006.D
Signal(s) : ECD1A.CH
Acq On : 06 Jun 2019 8:48 am
Operator : MJB/KAK
Sample : A9E0838-02RE1
Misc :
ALS Vial : 5 Sample Multiplier: 1

Integration File: PCB1.e
Quant Time: Jun 06 10:13:19 2019
Quant Method : S:\METHODS\FECD6_QUANTPCB_190524.M
Quant Title : PCB Data Analysis
QLast Update : Tue May 28 13:15:51 2019
Response via : Initial Calibration
Integrator: ChemStation 6890 Scale Mode: Small noise peaks clipped

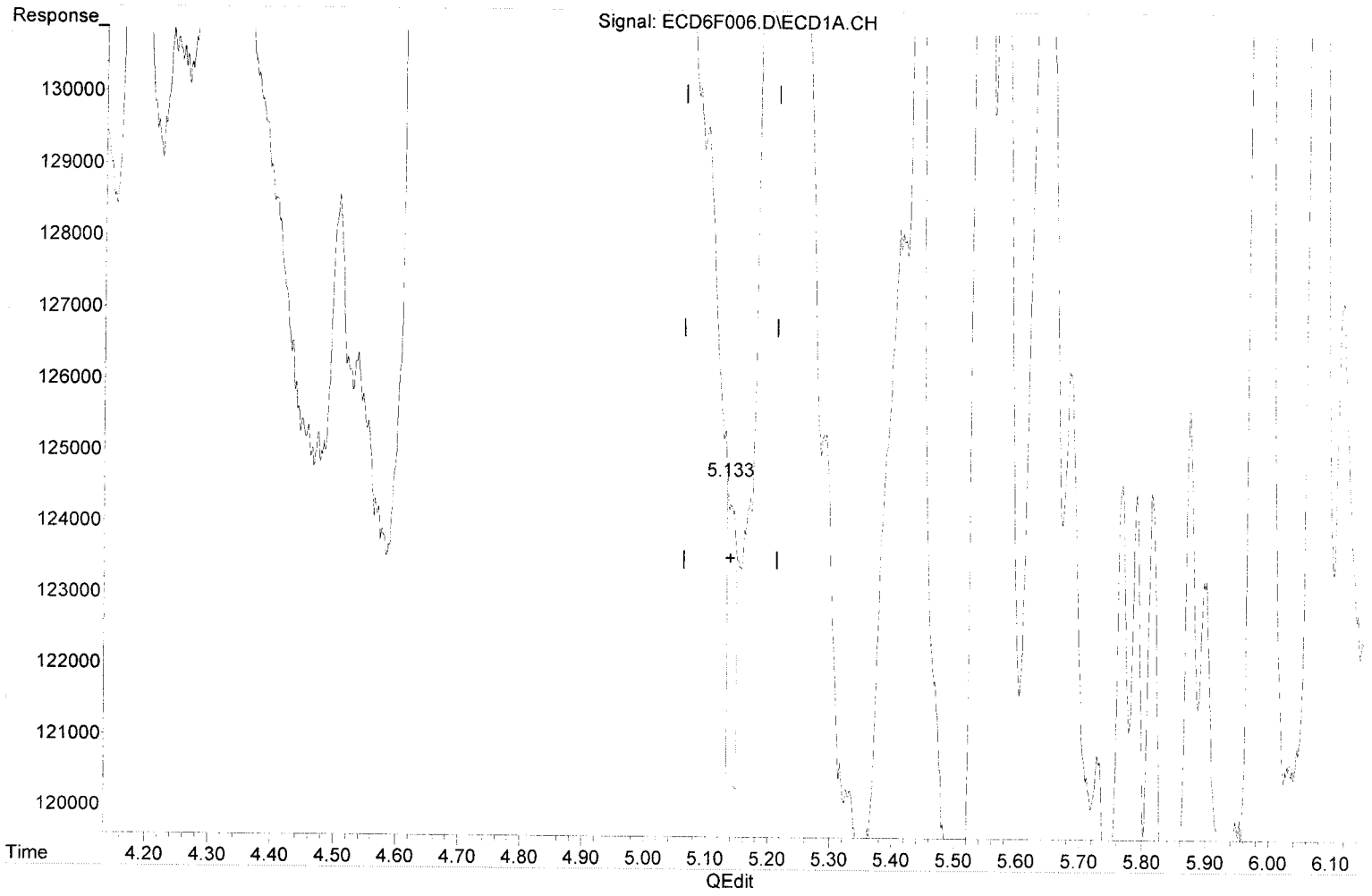

(10) Aroclor 1221 (2)

5.133min 3.758 ng/ml m 6/6/19

response 4278

(+) = Expected Retention Time

Quantitation Report (Qedit)

Data Path : S:\DATA\9F06006\
Data File : ECD6F006.D
Signal(s) : ECD1A.CH
Acq On : 06 Jun 2019 8:48 am
Operator : MJB/KAK
Sample : A9E0838-02RE1
Misc :
ALS Vial : 5 Sample Multiplier: 1

Integration File: PCB1.e
Quant Time: Jun 06 10:13:19 2019
Quant Method : S:\METHODS\FECD6_QUANTPCB_190524.M
Quant Title : PCB Data Analysis
QLast Update : Tue May 28 13:15:51 2019
Response via : Initial Calibration
Integrator: ChemStation 6890 Scale Mode: Small noise peaks clipped

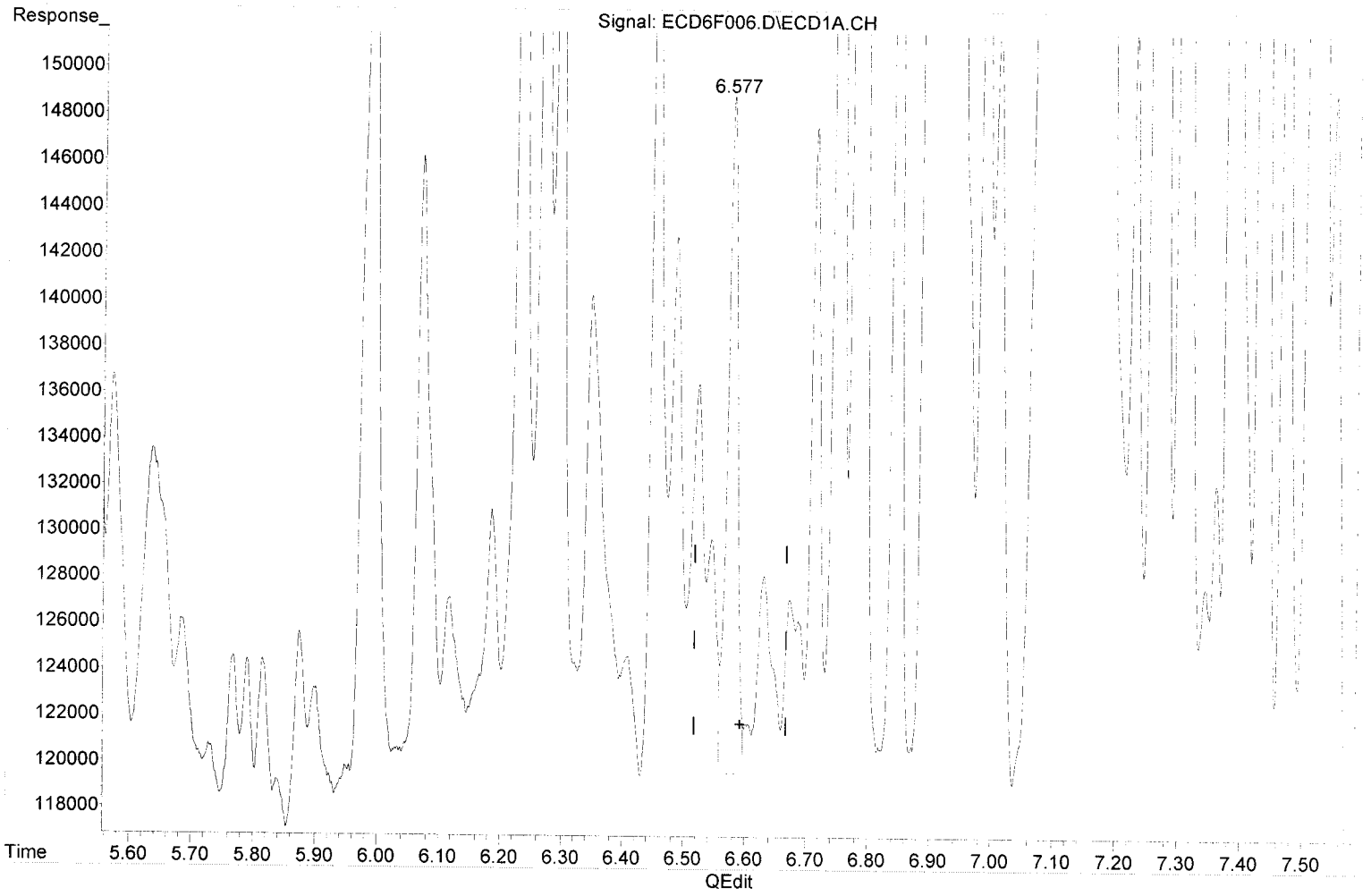

(25) Aroclor 1242 (6)

6.577min 8.260 ng/ml m 6/6/19

response 29244

(+) = Expected Retention Time

Quantitation Report (Qedit)

Data Path : S:\DATA\9F06006\
Data File : ECD6F006.D
Signal(s) : ECD1A.CH
Acq On : 06 Jun 2019 8:48 am
Operator : MJB/KAK
Sample : A9E0838-02RE1
Misc :
ALS Vial : 5 Sample Multiplier: 1

Integration File: PCB1.e
Quant Time: Jun 06 10:13:19 2019
Quant Method : S:\METHODS\FECD6_QUANTPCB_190524.M
Quant Title : PCB Data Analysis
QLast Update : Tue May 28 13:15:51 2019
Response via : Initial Calibration
Integrator: ChemStation 6890 Scale Mode: Small noise peaks clipped

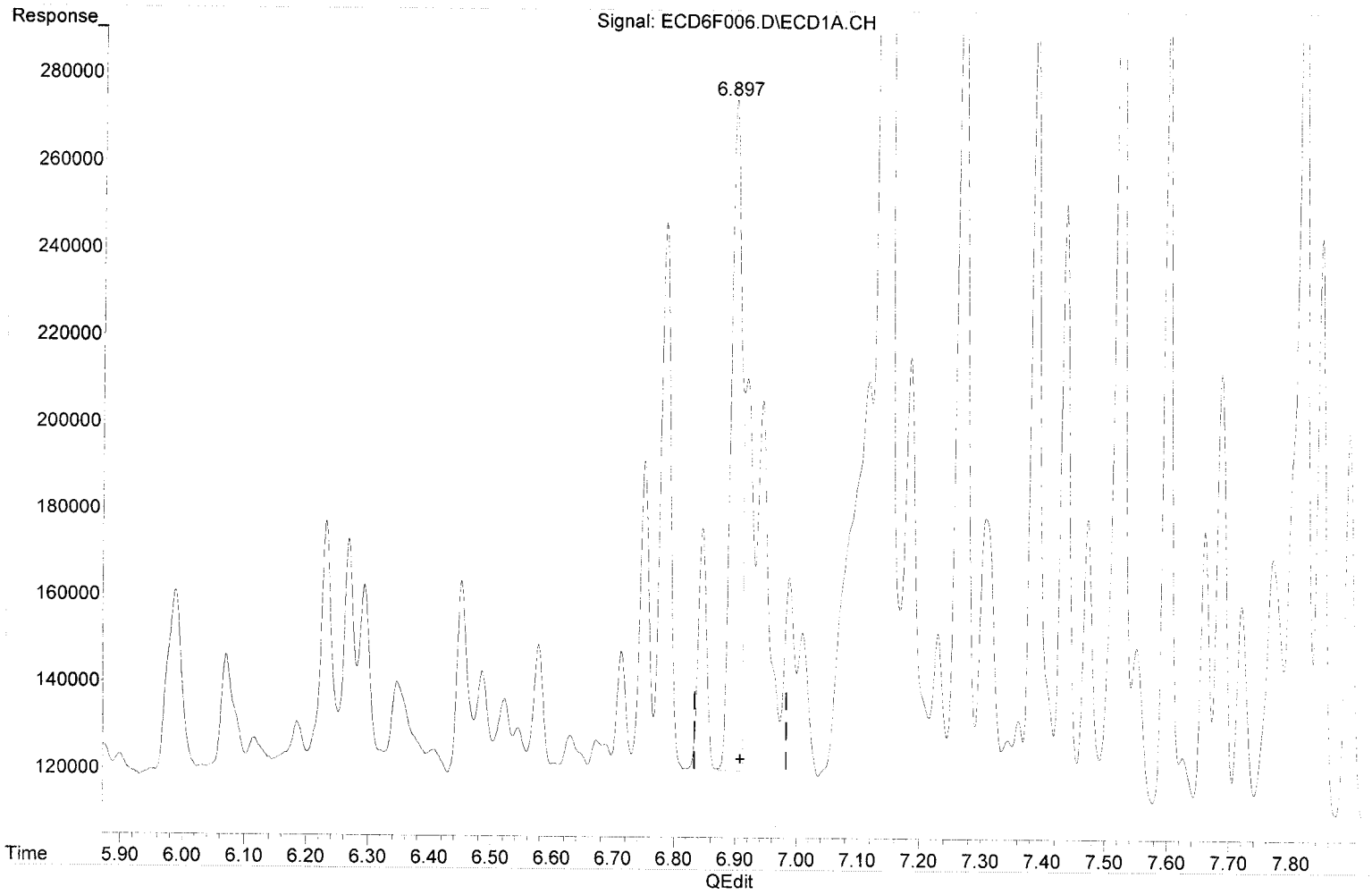

(35) Aroclor 1254 (2)

6.897min 15.329 ng/ml (m) 6/6/19

response 154478

(+) = Expected Retention Time

Quantitation Report (Qedit)

Data Path : S:\DATA\9F06006\
Data File : ECD6F006.D
Signal(s) : ECD1A.CH
Acq On : 06 Jun 2019 8:48 am
Operator : MJB/KAK
Sample : A9E0838-02RE1
Misc :
ALS Vial : 5 Sample Multiplier: 1

Integration File: PCB1.e
Quant Time: Jun 06 10:13:19 2019
Quant Method : S:\METHODS\FECD6_QUANTPCB_190524.M
Quant Title : PCB Data Analysis
QLast Update : Tue May 28 13:15:51 2019
Response via : Initial Calibration
Integrator: ChemStation 6890 Scale Mode: Small noise peaks clipped

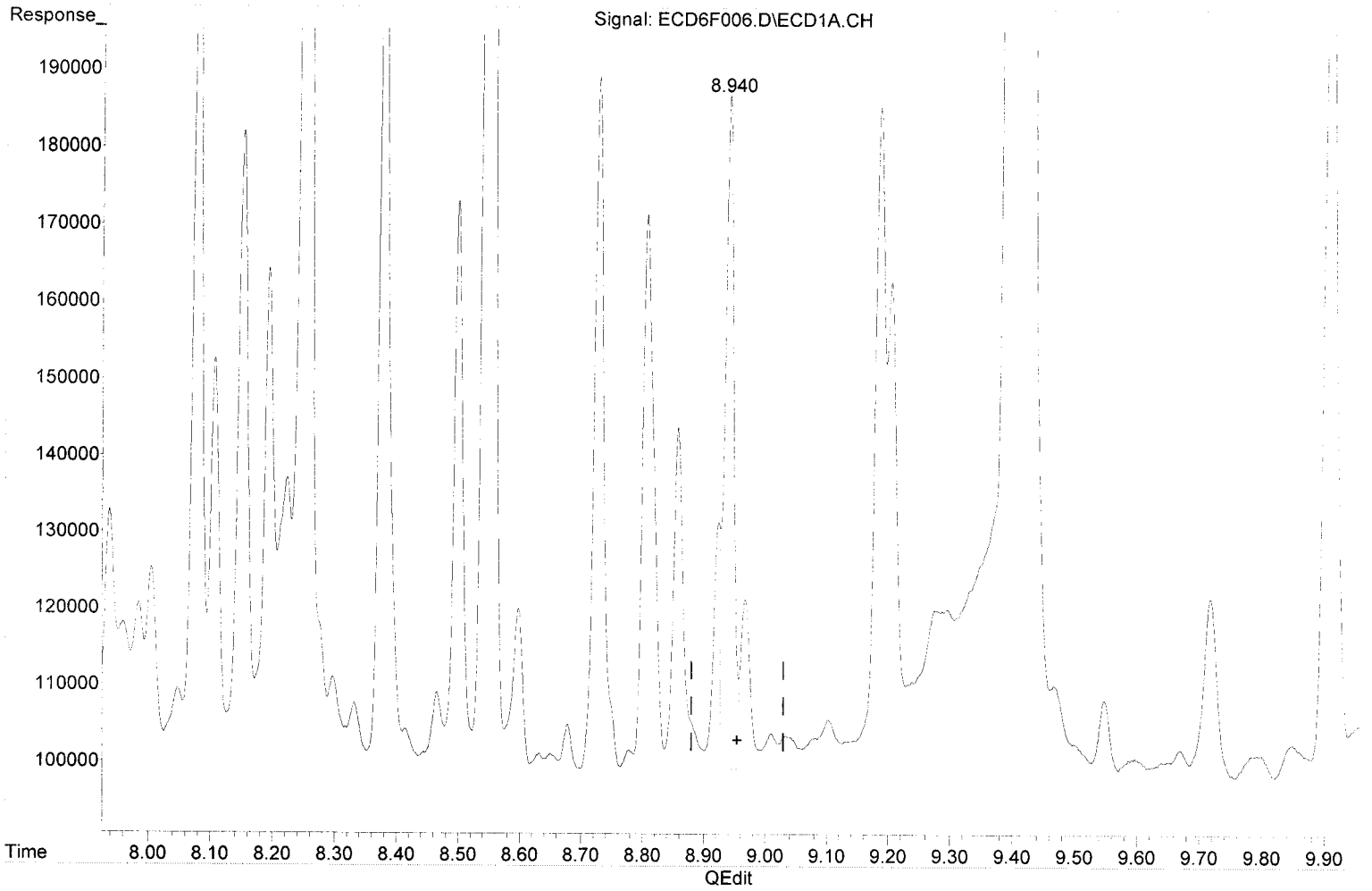

(46) Aroclor 1260 (6)

8.940min 14.072 ng/ml m

response 87704

6/6/19

(+) = Expected Retention Time

Quantitation Report (Not Reviewed)

Data Path : S:\DATA\9F06006\
Data File : ECD6F006.D
Signal(s) : ECD1A.CH
Acq On : 06 Jun 2019 8:48 am
Operator : MJB/KAK
Sample : A9E0838-02RE1
Misc :
ALS Vial : 5 Sample Multiplier: 1

Integration File: PCB1.e
Quant Time: Jun 06 10:13:19 2019
Quant Method : S:\METHODS\FECD6_QUANTPCB_190524.M
Quant Title : PCB Data Analysis
QLast Update : Tue May 28 13:15:51 2019
Response via : Initial Calibration
Integrator: ChemStation 6890 Scale Mode: Small noise peaks clipped

6/6/19 MI

		Compound	R.T.	Response	Conc Units
		System Monitoring Compounds			
1)	S	TCMX (S)	4.647	21314924	153.483 ng/ml
62)	S	DCBP (S)	9.408	22555559	159.609 ng/ml
		Target Compounds			
2)		Aroclor 1016 (1)	5.572	18632	3.385 ng/ml
3)		Aroclor 1016 (2)	5.989	43369	4.036 ng/ml
4)		Aroclor 1016 (3)	6.070	28340	5.072 ng/ml
5)		Aroclor 1016 (4)	6.232	58678	12.491 ng/ml
6)		Aroclor 1016 (5)	6.451	44381	7.894 ng/ml
7)		Aroclor 1016 (6)	6.578	29150	7.555 ng/ml
8)		Aroclor 1016 - AVE	0.000	0	N.D. ng/ml
9)		Aroclor 1221 (1)	5.003	18175	10.205 ng/ml
10)		Aroclor 1221 (2)	5.170	4244	3.727 ng/ml
11)		Aroclor 1221 (3)	5.221	45136	11.831 ng/ml
12)		Aroclor 1221 - AVE	0.000	0	N.D. ng/ml
13)		Aroclor 1232 (1)	5.221	45136	15.606 ng/ml
14)		Aroclor 1232 (2)	5.989	43369	10.770 ng/ml
15)		Aroclor 1232 (3)	6.070	28340	14.042 ng/ml
16)		Aroclor 1232 (4)	6.232	58678	39.063 ng/ml
17)		Aroclor 1232 (5)	6.451	44381	23.667 ng/ml
18)		Aroclor 1232 (6)	6.578	29150	18.993 ng/ml
19)		Aroclor 1232 - AVE	0.000	0	N.D. ng/ml
20)		Aroclor 1242 (1)	5.572	18632	4.335 ng/ml
21)		Aroclor 1242 (2)	5.989	43369	5.068 ng/ml
22)		Aroclor 1242 (3)	6.070	28340	6.835 ng/ml
23)		Aroclor 1242 (4)	6.232	58678	17.705 ng/ml
24)		Aroclor 1242 (5)	6.451	44381	10.435 ng/ml
25)		Aroclor 1242 (6)	6.604	2057	0.581 ng/ml
26)		Aroclor 1242 - AVE	0.000	0	N.D. ng/ml
27)		Aroclor 1248 (1)	5.989	43369	9.003 ng/ml
28)		Aroclor 1248 (2)	6.232	58678	10.217 ng/ml
29)		Aroclor 1248 (3)	6.451	44381	6.565 ng/ml
30)		Aroclor 1248 (4)	6.750	71245	9.958 ng/ml
31)		Aroclor 1248 (5)	6.784	126155	18.253 ng/ml
32)		Aroclor 1248 (6)	7.268	202674	49.287 ng/ml
33)		Aroclor 1248 - AVE	0.000	0	N.D. ng/ml
34)		Aroclor 1254 (1)	6.784	126155	15.237 ng/ml
35)		Aroclor 1254 (2)	6.917	84904	8.425 ng/ml
36)		Aroclor 1254 (3)	7.268	202674	13.376 ng/ml
37)		Aroclor 1254 (4)	7.435	137901	14.743 ng/ml
38)		Aroclor 1254 (5)	7.816	231335	22.493 ng/ml
39)		Aroclor 1254 (6)	8.107	49476	15.607 ng/ml
40)		Aroclor 1254 - AVE	0.000	0	N.D. ng/ml
41)		Aroclor 1260 (1)	7.386	185931	17.662 ng/ml
42)		Aroclor 1260 (2)	7.523	258168	19.951 ng/ml
43)		Aroclor 1260 (3)	8.079	109510	11.669 ng/ml
44)		Aroclor 1260 (4)	8.253	278500	12.008 ng/ml
45)		Aroclor 1260 (5)	8.548	311252	20.166 ng/ml
46)		Aroclor 1260 (6)	8.967	22117	3.549 ng/ml
47)		Aroclor 1260 - AVE	0.000	0	N.D. ng/ml

Quantitation Report (Not Reviewed)

Data Path : S:\DATA\9F06006\
Data File : ECD6F006.D
Signal(s) : ECD1A.CH
Acq On : 06 Jun 2019 8:48 am
Operator : MJB/KAK
Sample : A9E0838-02RE1
Misc :
ALS Vial : 5 Sample Multiplier: 1

Integration File: PCB1.e
Quant Time: Jun 06 10:13:19 2019
Quant Method : S:\METHODS\FECD6_QUANTPCB_190524.M
Quant Title : PCB Data Analysis
QLast Update : Tue May 28 13:15:51 2019
Response via : Initial Calibration
Integrator: ChemStation 6890 Scale Mode: Small noise peaks clipped

	Compound	R.T.	Response	Conc Units
48)	Aroclor 1262 (1)	7.523	258168	25.257 ng/ml
49)	Aroclor 1262 (2)	7.847	136631	9.123 ng/ml
50)	Aroclor 1262 (3)	8.079	109510	8.965 ng/ml
51)	Aroclor 1262 (4)	8.253	278500	9.977 ng/ml
52)	Aroclor 1262 (5)	8.548	311252	18.825 ng/ml
53)	Aroclor 1262 (6)	8.940	87598	10.227 ng/ml
54)	Aroclor 1262 - AVE	0.000	0	N.D. ng/ml
55)	Aroclor 1268 (1)	8.079	109510	16.770 ng/ml
56)	Aroclor 1268 (2)	8.499	72620	2.272 ng/ml
57)	Aroclor 1268 (3)	8.548	311252	11.689 ng/ml
58)	Aroclor 1268 (4)	8.728	89934	3.799 ng/ml
59)	Aroclor 1268 (5)	8.967	22117	2.269 ng/ml
60)	Aroclor 1268 (6)	9.204	63535	0.907 ng/ml
61)	Aroclor 1268 - AVE	0.000	0	N.D. ng/ml

(f)=RT Delta > 1/2 Window (m)=manual int.

Quantitation Report (Not Reviewed)

Data Path : S:\DATA\9F06006\
Data File : ECD6F006.D
Signal(s) : ECD1A.CH
Acq On : 06 Jun 2019 8:48 am
Operator : MJB/KAK
Sample : A9E0838-02RE1
Misc :
ALS Vial : 5 Sample Multiplier: 1

Integration File: PCB1.e
Quant Time: Jun 06 10:13:19 2019
Quant Method : S:\METHODS\FECD6_QUANTPCB_190524.M
Quant Title : PCB Data Analysis
QLast Update : Tue May 28 13:15:51 2019
Response via : Initial Calibration
Integrator: ChemStation 6890 Scale Mode: Small noise peaks clipped

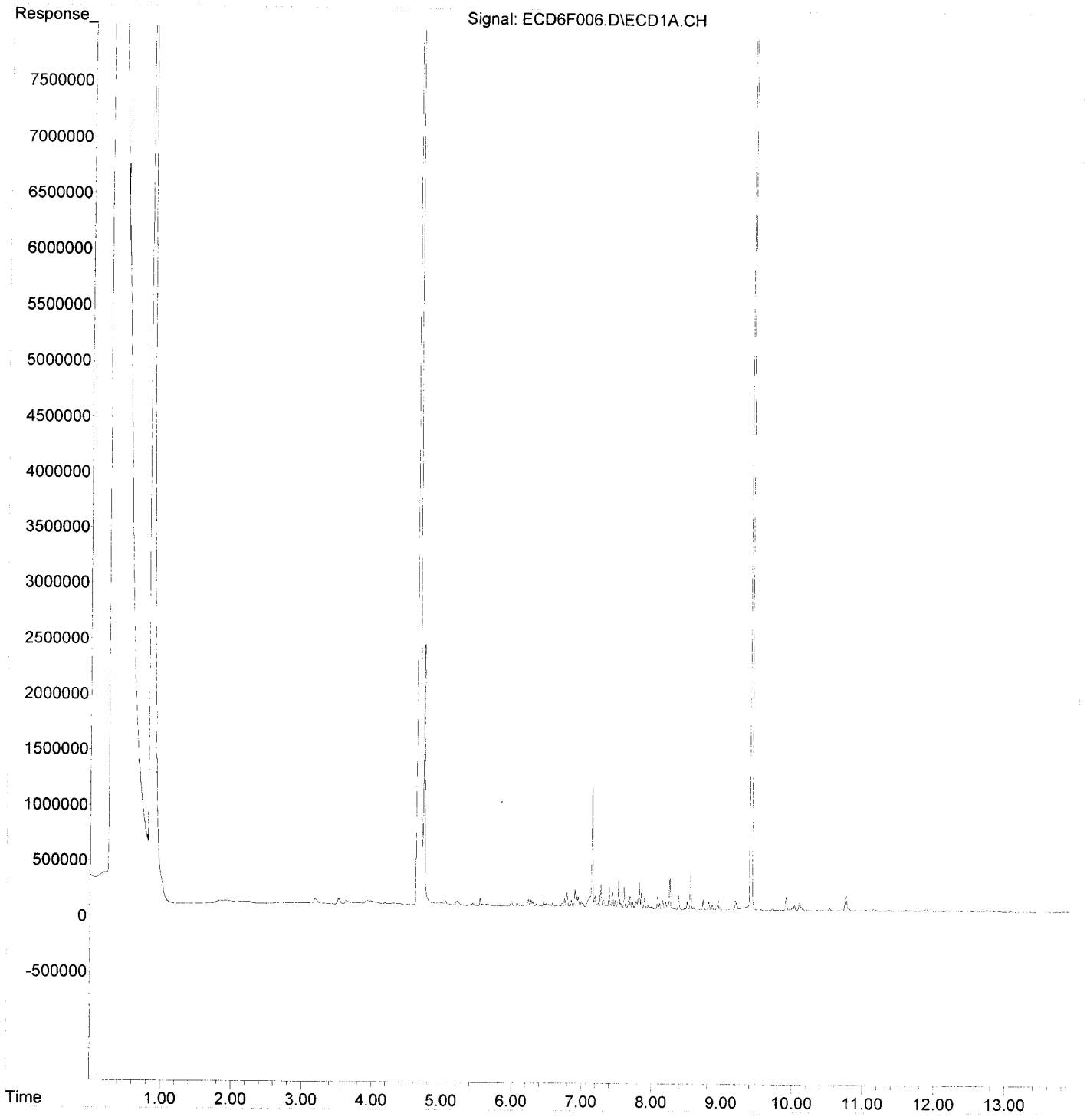

Quantitation Report (Not Reviewed)

Data Path : S:\DATA\9F06006\
Data File : ECD6F008.D
Signal(s) : ECD1A.CH
Acq On : 06 Jun 2019 9:24 am
Operator : MJB/KAK
Sample : 9060524-MS2
Misc :
ALS Vial : 6 Sample Multiplier: 1

Integration File: PCB1.e
Quant Time: Jun 06 10:13:28 2019
Quant Method : S:\METHODS\FECD6_QUANTPCB_190524.M
Quant Title : PCB Data Analysis
QLast Update : Tue May 28 13:15:51 2019
Response via : Initial Calibration
Integrator: ChemStation 6890 Scale Mode: Small noise peaks clipped

6/6/19

	Compound	R.T.	Response	Conc	Units
	System Monitoring Compounds				
1) S	TCMX (S)	4.646	23548631	169.567	ng/ml
62) S	DCBP (S)	9.409	27664664	195.762	ng/ml
	Target Compounds				
2)	Aroclor 1016 (1)	5.571	4407210	800.688	ng/ml
3)	Aroclor 1016 (2)	5.989	10385357	966.594	ng/ml
4)	Aroclor 1016 (3)	6.070	4745604	849.348	ng/ml
5)	Aroclor 1016 (4)	6.232	4067691	865.911	ng/ml
6)	Aroclor 1016 (5)	6.453	4858180	864.102	ng/ml
7)	Aroclor 1016 (6)	6.579	3089940	800.832	ng/ml
8)	Aroclor 1016 - AVE	0.000	0	N.D.	ng/ml
9)	Aroclor 1221 (1)	5.007	404391	227.053	ng/ml
10)	Aroclor 1221 (2)	5.126	434912	382.002	ng/ml
11)	Aroclor 1221 (3)	5.207	2186456	573.108	ng/ml
12)	Aroclor 1221 - AVE	0.000	0	N.D.	ng/ml
13)	Aroclor 1232 (1)	5.207	2186456	755.998	ng/ml
14)	Aroclor 1232 (2)	5.989	10385357	2579.004	ng/ml
15)	Aroclor 1232 (3)	6.070	4745604	2351.390	ng/ml
16)	Aroclor 1232 (4)	6.232	4067691	2707.921	ng/ml
17)	Aroclor 1232 (5)	6.453	4858180	2590.732	ng/ml
18)	Aroclor 1232 (6)	6.579	3089940	2013.226	ng/ml
19)	Aroclor 1232 - AVE	0.000	0	N.D.	ng/ml
20)	Aroclor 1242 (1)	5.571	4407210	1025.470	ng/ml
21)	Aroclor 1242 (2)	5.989	10385357	1213.510	ng/ml
22)	Aroclor 1242 (3)	6.070	4745604	1144.573	ng/ml
23)	Aroclor 1242 (4)	6.232	4067691	1227.322	ng/ml
24)	Aroclor 1242 (5)	6.453	4858180	1142.310	ng/ml
25)	Aroclor 1242 (6)	6.579	3089940	872.766	ng/ml
26)	Aroclor 1242 - AVE	0.000	0	N.D.	ng/ml
27)	Aroclor 1248 (1)	5.989	10385357	2155.997	ng/ml
28)	Aroclor 1248 (2)	6.232	4067691	708.257	ng/ml
29)	Aroclor 1248 (3)	6.453	4858180	718.634	ng/ml
30)	Aroclor 1248 (4)	6.751	936132	130.845	ng/ml
31)	Aroclor 1248 (5)	6.782	3361428	486.361	ng/ml
32)	Aroclor 1248 (6)	7.273	6822829	1659.184	ng/ml
33)	Aroclor 1248 - AVE	0.000	0	N.D.	ng/ml
34)	Aroclor 1254 (1)	6.782	3361428	405.997	ng/ml
35)	Aroclor 1254 (2)	6.896	3726297	369.754	ng/ml
36)	Aroclor 1254 (3)	7.273	6822829	450.304	ng/ml
37)	Aroclor 1254 (4)	7.435	1068763	114.265	ng/ml
38)	Aroclor 1254 (5)	7.817	9545817	928.160	ng/ml
39)	Aroclor 1254 (6)	8.107	880182	277.644	ng/ml
40)	Aroclor 1254 - AVE	0.000	0	N.D.	ng/ml
41)	Aroclor 1260 (1)	7.387	9866885	937.265	ng/ml
42)	Aroclor 1260 (2)	7.524	12985496	1003.522	ng/ml
43)	Aroclor 1260 (3)	8.079	9070447	966.493	ng/ml
44)	Aroclor 1260 (4)	8.254	23926406	1031.637	ng/ml
45)	Aroclor 1260 (5)	8.551	14604052	946.193	ng/ml
46)	Aroclor 1260 (6)	8.941	5922069	950.165	ng/ml
47)	Aroclor 1260 - AVE	0.000	0	N.D.	ng/ml

857.91

972.55

Quantitation Report (Not Reviewed)

Data Path : S:\DATA\9F06006\
Data File : ECD6F008.D
Signal(s) : ECD1A.CH
Acq On : 06 Jun 2019 9:24 am
Operator : MJB/KAK
Sample : 9060524-MS2
Misc :
ALS Vial : 6 Sample Multiplier: 1

Integration File: PCB1.e
Quant Time: Jun 06 10:13:28 2019
Quant Method : S:\METHODS\FECD6_QUANTPCB_190524.M
Quant Title : PCB Data Analysis
QLast Update : Tue May 28 13:15:51 2019
Response via : Initial Calibration
Integrator: ChemStation 6890 Scale Mode: Small noise peaks clipped

	Compound	R.T.	Response	Conc Units
48)	Aroclor 1262 (1)	7.524	12985496	1270.409 ng/ml
49)	Aroclor 1262 (2)	7.848	9464243	631.968 ng/ml
50)	Aroclor 1262 (3)	8.079	9070447	742.511 ng/ml
51)	Aroclor 1262 (4)	8.254	23926406	857.170 ng/ml
52)	Aroclor 1262 (5)	8.551	14604052	883.281 ng/ml
53)	Aroclor 1262 (6)	8.941	5922069	691.430 ng/ml
54)	Aroclor 1262 - AVE	0.000	0	N.D. ng/ml
55)	Aroclor 1268 (1)	8.079	9070447	1389.022 ng/ml
56)	Aroclor 1268 (2)	8.499	4699899	147.025 ng/ml
57)	Aroclor 1268 (3)	8.551	14604052	548.450 ng/ml
58)	Aroclor 1268 (4)	8.726	502918	21.245 ng/ml
59)	Aroclor 1268 (5)	8.968	305785	31.366 ng/ml
60)	Aroclor 1268 (6)	9.186	1221486	17.446 ng/ml
61)	Aroclor 1268 - AVE	0.000	0	N.D. ng/ml

(f)=RT Delta > 1/2 Window (m)=manual int.

07/03/19 Anchor Part of Portland - T4 - PDI Page 299 of 1512

Quantitation Report (Not Reviewed)

Data Path : S:\DATA\9F06006\
Data File : ECD6F008.D
Signal(s) : ECD1A.CH
Acq On : 06 Jun 2019 9:24 am
Operator : MJB/KAK
Sample : 9060524-MS2
Misc :
ALS Vial : 6 Sample Multiplier: 1

Integration File: PCB1.e
Quant Time: Jun 06 10:13:28 2019
Quant Method : S:\METHODS\FECD6_QUANTPCB_190524.M
Quant Title : PCB Data Analysis
QLast Update : Tue May 28 13:15:51 2019
Response via : Initial Calibration
Integrator: ChemStation 6890 Scale Mode: Small noise peaks clipped

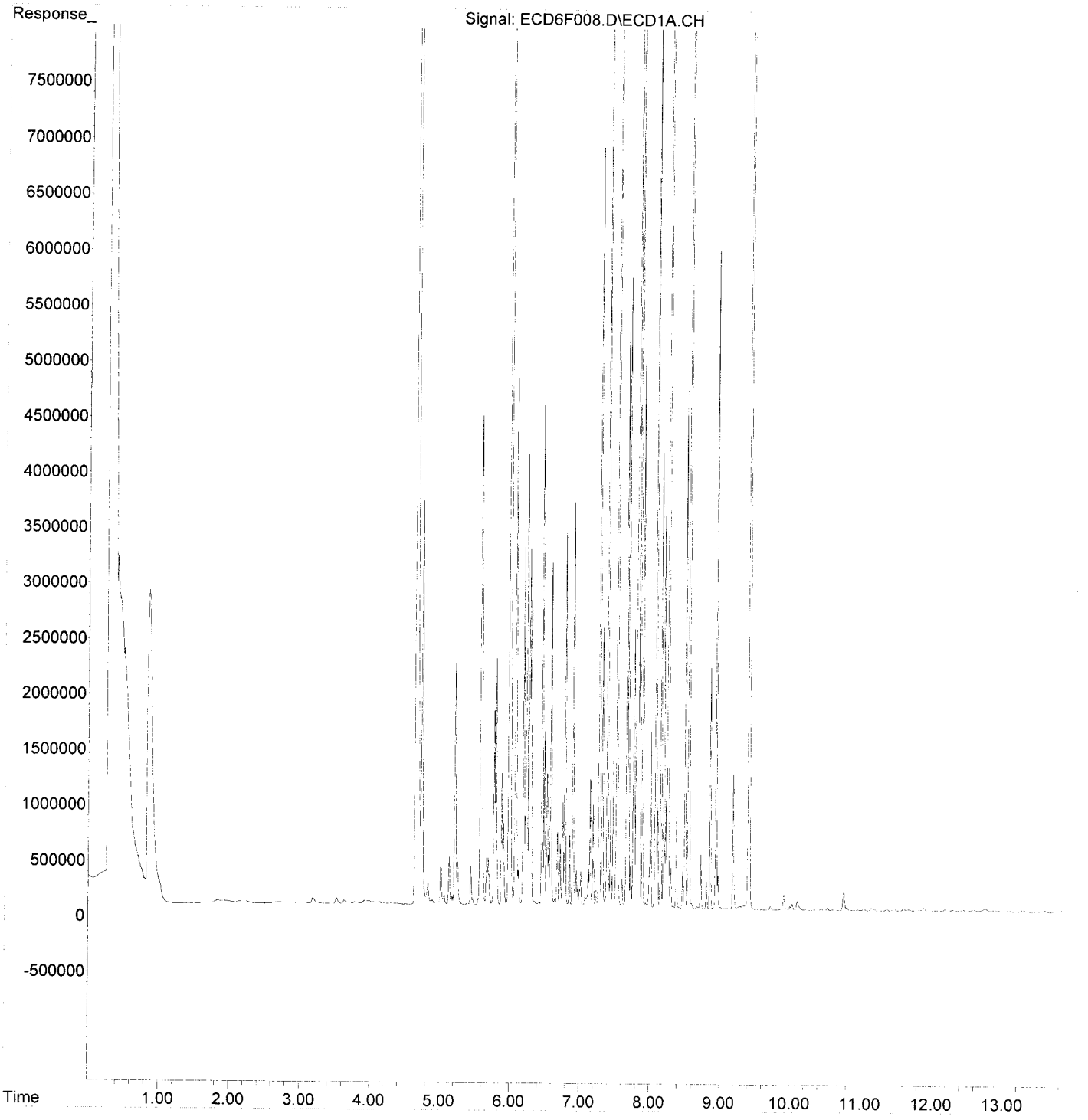

Quantitation Report (Not Reviewed)

Data Path : S:\DATA\9F06006\
Data File : ECD6F010.D
Signal(s) : ECD1A.CH
Acq On : 06 Jun 2019 10:00 am
Operator : MJB/KAK
Sample : 9060524-MSD2
Misc :
ALS Vial : 7 Sample Multiplier: 1

Integration File: PCB1.e
Quant Time: Jun 06 10:14:32 2019
Quant Method : S:\METHODS\FECD6_QUANTPCB_190524.M
Quant Title : PCB Data Analysis
QLast Update : Tue May 28 13:15:51 2019
Response via : Initial Calibration
Integrator: ChemStation 6890 Scale Mode: Small noise peaks clipped

6/6/19

	Compound	R.T.	Response	Conc	Units	
	System Monitoring Compounds					
1)	S TCMX (S)	4.646	23904791	172.132	ng/ml	
62)	S DCBP (S)	9.409	28414170	201.066	ng/ml	
	Target Compounds					
2)	Aroclor 1016 (1)	5.572	4429816	804.795	ng/ml	838.52
3)	Aroclor 1016 (2)	5.989	10188405	948.263	ng/ml	
4)	Aroclor 1016 (3)	6.070	4595844	822.544	ng/ml	
5)	Aroclor 1016 (4)	6.231	3917789	834.000	ng/ml	
6)	Aroclor 1016 (5)	6.452	4618142	821.408	ng/ml	
7)	Aroclor 1016 (6)	6.578	3087125	800.102	ng/ml	
8)	Aroclor 1016 - AVE	0.000	0	N.D.	ng/ml	
9)	Aroclor 1221 (1)	5.007	395739	222.196	ng/ml	
10)	Aroclor 1221 (2)	5.126	410600	360.648	ng/ml	
11)	Aroclor 1221 (3)	5.207	2116721	554.830	ng/ml	
12)	Aroclor 1221 - AVE	0.000	0	N.D.	ng/ml	
13)	Aroclor 1232 (1)	5.207	2116721	731.887	ng/ml	
14)	Aroclor 1232 (2)	5.989	10188405	2530.095	ng/ml	
15)	Aroclor 1232 (3)	6.070	4595844	2277.186	ng/ml	
16)	Aroclor 1232 (4)	6.231	3917789	2608.129	ng/ml	
17)	Aroclor 1232 (5)	6.452	4618142	2462.726	ng/ml	
18)	Aroclor 1232 (6)	6.578	3087125	2011.392	ng/ml	
19)	Aroclor 1232 - AVE	0.000	0	N.D.	ng/ml	
20)	Aroclor 1242 (1)	5.572	4429816	1030.730	ng/ml	
21)	Aroclor 1242 (2)	5.989	10188405	1190.497	ng/ml	
22)	Aroclor 1242 (3)	6.070	4595844	1108.453	ng/ml	
23)	Aroclor 1242 (4)	6.231	3917789	1182.093	ng/ml	
24)	Aroclor 1242 (5)	6.452	4618142	1085.870	ng/ml	
25)	Aroclor 1242 (6)	6.578	3087125	871.971	ng/ml	
26)	Aroclor 1242 - AVE	0.000	0	N.D.	ng/ml	
27)	Aroclor 1248 (1)	5.989	10188405	2115.110	ng/ml	
28)	Aroclor 1248 (2)	6.231	3917789	682.156	ng/ml	
29)	Aroclor 1248 (3)	6.452	4618142	683.127	ng/ml	
30)	Aroclor 1248 (4)	6.750	894719	125.057	ng/ml	
31)	Aroclor 1248 (5)	6.782	3341019	483.408	ng/ml	
32)	Aroclor 1248 (6)	7.272	6837300	1662.703	ng/ml	
33)	Aroclor 1248 - AVE	0.000	0	N.D.	ng/ml	
34)	Aroclor 1254 (1)	6.782	3341019	403.532	ng/ml	
35)	Aroclor 1254 (2)	6.896	3732965	370.415	ng/ml	
36)	Aroclor 1254 (3)	7.272	6837300	451.259	ng/ml	
37)	Aroclor 1254 (4)	7.435	1039766	111.164	ng/ml	
38)	Aroclor 1254 (5)	7.816	9478175	921.583	ng/ml	
39)	Aroclor 1254 (6)	8.107	847292	267.269	ng/ml	
40)	Aroclor 1254 - AVE	0.000	0	N.D.	ng/ml	
41)	Aroclor 1260 (1)	7.386	9861103	936.716	ng/ml	951.77
42)	Aroclor 1260 (2)	7.524	12806657	989.701	ng/ml	
43)	Aroclor 1260 (3)	8.079	8625615	919.095	ng/ml	
44)	Aroclor 1260 (4)	8.254	23298036	1004.543	ng/ml	
45)	Aroclor 1260 (5)	8.552	14259130	923.846	ng/ml	
46)	Aroclor 1260 (6)	8.942	5838345	936.732	ng/ml	
47)	Aroclor 1260 - AVE	0.000	0	N.D.	ng/ml	

Quantitation Report (Not Reviewed)

Data Path : S:\DATA\9F06006\
Data File : ECD6F010.D
Signal(s) : ECD1A.CH
Acq On : 06 Jun 2019 10:00 am
Operator : MJB/KAK
Sample : 9060524-MSD2
Misc :
ALS Vial : 7 Sample Multiplier: 1

Integration File: PCB1.e
Quant Time: Jun 06 10:14:32 2019
Quant Method : S:\METHODS\FECD6_QUANTPCB_190524.M
Quant Title : PCB Data Analysis
QLast Update : Tue May 28 13:15:51 2019
Response via : Initial Calibration
Integrator: ChemStation 6890 Scale Mode: Small noise peaks clipped

	Compound	R.T.	Response	Conc	Units
48)	Aroclor 1262 (1)	7.524	12806657	1252.913	ng/ml
49)	Aroclor 1262 (2)	7.847	9569958	639.027	ng/ml
50)	Aroclor 1262 (3)	8.079	8625615	706.096	ng/ml
51)	Aroclor 1262 (4)	8.254	23298036	834.658	ng/ml
52)	Aroclor 1262 (5)	8.552	14259130	862.419	ng/ml
53)	Aroclor 1262 (6)	8.942	5838345	681.655	ng/ml
54)	Aroclor 1262 - AVE	0.000	0	N.D.	ng/ml
55)	Aroclor 1268 (1)	8.079	8625615	1320.902	ng/ml
56)	Aroclor 1268 (2)	8.500	4616106	144.403	ng/ml
57)	Aroclor 1268 (3)	8.552	14259130	535.496	ng/ml
58)	Aroclor 1268 (4)	8.726	497067	20.998	ng/ml
59)	Aroclor 1268 (5)	8.942	5838345	598.869	ng/ml
60)	Aroclor 1268 (6)	9.186	1236690	17.663	ng/ml
61)	Aroclor 1268 - AVE	0.000	0	N.D.	ng/ml

(f)=RT Delta > 1/2 Window (m)=manual int.

Quantitation Report (Not Reviewed)

Data Path : S:\DATA\9F06006\
Data File : ECD6F010.D
Signal(s) : ECD1A.CH
Acq On : 06 Jun 2019 10:00 am
Operator : MJB/KAK
Sample : 9060524-MSD2
Misc :
ALS Vial : 7 Sample Multiplier: 1

Integration File: PCB1.e
Quant Time: Jun 06 10:14:32 2019
Quant Method : S:\METHODS\FECD6_QUANTPCB_190524.M
Quant Title : PCB Data Analysis
QLast Update : Tue May 28 13:15:51 2019
Response via : Initial Calibration
Integrator: ChemStation 6890 Scale Mode: Small noise peaks clipped

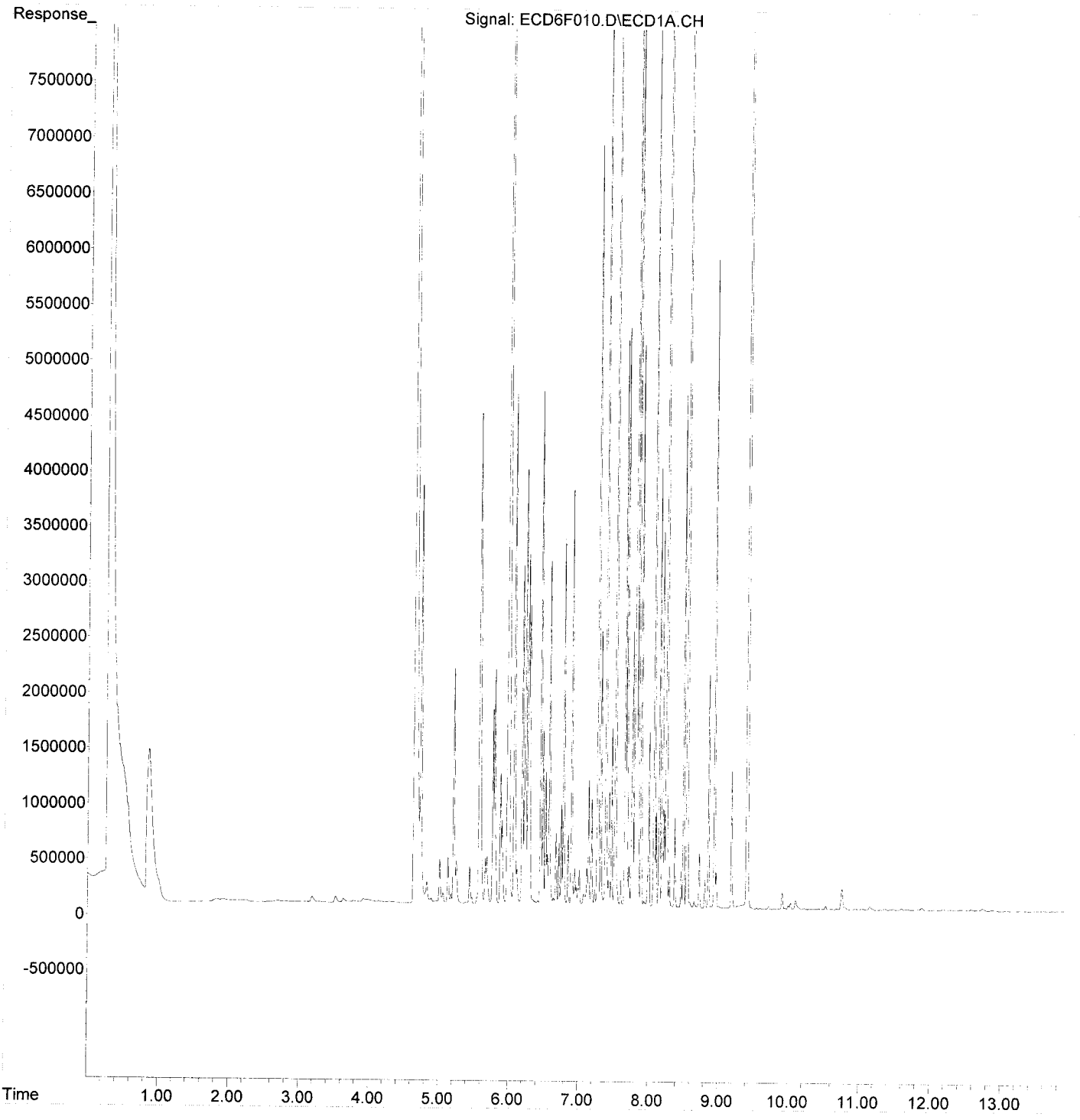

Quantitation Report (Not Reviewed)

Data Path : S:\DATA\9F06006\
Data File : ECD6F012.D
Signal(s) : ECD1A.CH
Acq On : 06 Jun 2019 10:36 am
Operator : MJB/KAK
Sample : A9E0838-03RE1
Misc :
ALS Vial : 8 Sample Multiplier: 1

Integration File: PCB1.e
Quant Time: Jun 06 11:00:34 2019
Quant Method : S:\METHODS\FECD6_QUANTPCB_190524.M
Quant Title : PCB Data Analysis
QLast Update : Tue May 28 13:15:51 2019
Response via : Initial Calibration
Integrator: ChemStation 6890 Scale Mode: Small noise peaks clipped

6/6/19

1254 P-10
1260 (S)

	Compound	R.T.	Response	Conc	Units	
	System Monitoring Compounds					
1) S	TCMX (S)	4.645	27849017	200.533	ng/ml	
62) S	DCBP (S)	9.409	32449987	229.624	ng/ml	
	Target Compounds					
2)	Aroclor 1016 (1)	5.572	34461	6.261	ng/ml	
3)	Aroclor 1016 (2)	5.988	53539	4.983	ng/ml	
4)	Aroclor 1016 (3)	6.071	56276	10.072	ng/ml	
5)	Aroclor 1016 (4)	6.232	95951	20.425	ng/ml	
6)	Aroclor 1016 (5)	6.452	65706	11.687	ng/ml	
7)	Aroclor 1016 (6)	6.577	39049	10.121	ng/ml	
8)	Aroclor 1016 - AVE	0.000	0	N.D.	ng/ml	
9)	Aroclor 1221 (1)	5.007	14267	8.011	ng/ml	
10)	Aroclor 1221 (2)	5.103	12895	11.327	ng/ml	
11)	Aroclor 1221 (3)	5.220	31263	8.194	ng/ml	
12)	Aroclor 1221 - AVE	0.000	0	N.D.	ng/ml	
13)	Aroclor 1232 (1)	5.220	31263	10.809	ng/ml	
14)	Aroclor 1232 (2)	5.988	53539	13.295	ng/ml	
15)	Aroclor 1232 (3)	6.071	56276	27.884	ng/ml	
16)	Aroclor 1232 (4)	6.232	95951 Ø	63.876	ng/ml	↑MDL
17)	Aroclor 1232 (5)	6.452	65706 Ø	35.039	ng/ml	
18)	Aroclor 1232 (6)	6.577	39049 Ø	25.442	ng/ml	
19)	Aroclor 1232 - AVE	0.000	0	N.D.	ng/ml	
20)	Aroclor 1242 (1)	5.572	34461	8.018	ng/ml	
21)	Aroclor 1242 (2)	5.988	53539	6.256	ng/ml	
22)	Aroclor 1242 (3)	6.071	56276	13.573	ng/ml	
23)	Aroclor 1242 (4)	6.232	95951 Ø	28.951	ng/ml	<MDL
24)	Aroclor 1242 (5)	6.452	65706 Ø	15.450	ng/ml	
25)	Aroclor 1242 (6)	6.577	39049 Ø	11.030	ng/ml	
26)	Aroclor 1242 - AVE	0.000	0	N.D.	ng/ml	
27)	Aroclor 1248 (1)	5.988	53539	11.115	ng/ml	
28)	Aroclor 1248 (2)	6.232	95951	16.707	ng/ml	
29)	Aroclor 1248 (3)	6.452	65706	9.719	ng/ml	
30)	Aroclor 1248 (4)	6.750	121257	16.948	ng/ml	
31)	Aroclor 1248 (5)	6.783	200168	28.962	ng/ml	
32)	Aroclor 1248 (6)	7.266	309649	75.301	ng/ml	
33)	Aroclor 1248 - AVE	0.000	0	N.D.	ng/ml	
34)	Aroclor 1254 (1)	6.783	200168	24.177	ng/ml	
35)	Aroclor 1254 (2)	6.897	267314	26.525	ng/ml	
36)	Aroclor 1254 (3)	7.266	309649	20.437	ng/ml	24.429
37)	Aroclor 1254 (4)	7.435	237706	25.414	ng/ml	
38)	Aroclor 1254 (5)	7.816	303119	29.473	ng/ml	
39)	Aroclor 1254 (6)	8.107	65137	20.547	ng/ml	
40)	Aroclor 1254 - AVE	0.000	0	N.D.	ng/ml	
41)	Aroclor 1260 (1)	7.386	263665 Ø	25.046	ng/ml	
42)	Aroclor 1260 (2)	7.523	365825 Ø	28.271	ng/ml	
43)	Aroclor 1260 (3)	8.079	122645	13.068	ng/ml	14.647
44)	Aroclor 1260 (4)	8.254	309755	13.356	ng/ml	
45)	Aroclor 1260 (5)	8.551	257786	16.702	ng/ml	
46)	Aroclor 1260 (6)	8.941	96357	15.460	ng/ml	
47)	Aroclor 1260 - AVE	0.000	0	N.D.	ng/ml	

Quantitation Report (Not Reviewed)

Data Path : S:\DATA\9F06006\
Data File : ECD6F012.D
Signal(s) : ECD1A.CH
Acq On : 06 Jun 2019 10:36 am
Operator : MJB/KAK
Sample : A9E0838-03RE1
Misc :
ALS Vial : 8 Sample Multiplier: 1

Integration File: PCB1.e
Quant Time: Jun 06 11:00:34 2019
Quant Method : S:\METHODS\FECD6_QUANTPCB_190524.M
Quant Title : PCB Data Analysis
QLast Update : Tue May 28 13:15:51 2019
Response via : Initial Calibration
Integrator: ChemStation 6890 Scale Mode: Small noise peaks clipped

	Compound	R.T.	Response	Conc Units
48)	Aroclor 1262 (1)	7.523	365825	35.790 ng/ml
49)	Aroclor 1262 (2)	7.846	168683	11.264 ng/ml
50)	Aroclor 1262 (3)	8.079	122645	10.040 ng/ml
51)	Aroclor 1262 (4)	8.254	309755	11.097 ng/ml
52)	Aroclor 1262 (5)	8.551	257786	15.591 ng/ml
53)	Aroclor 1262 (6)	8.941	96357	11.250 ng/ml
54)	Aroclor 1262 - AVE	0.000	0	N.D. ng/ml
55)	Aroclor 1268 (1)	8.079	122645	18.782 ng/ml
56)	Aroclor 1268 (2)	8.499	90200	2.822 ng/ml
57)	Aroclor 1268 (3)	8.551	257786	9.681 ng/ml
58)	Aroclor 1268 (4)	8.729	123922	5.235 ng/ml
59)	Aroclor 1268 (5)	8.968	12308	1.262 ng/ml
60)	Aroclor 1268 (6)	9.186	131252	1.875 ng/ml
61)	Aroclor 1268 - AVE	0.000	0	N.D. ng/ml

(f)=RT Delta > 1/2 Window (m)=manual int.

Quantitation Report (Not Reviewed)

Data Path : S:\DATA\9F06006\
Data File : ECD6F012.D
Signal(s) : ECD1A.CH
Acq On : 06 Jun 2019 10:36 am
Operator : MJB/KAK
Sample : A9E0838-03RE1
Misc :
ALS Vial : 8 Sample Multiplier: 1

Integration File: PCB1.e
Quant Time: Jun 06 11:00:34 2019
Quant Method : S:\METHODS\FECD6_QUANTPCB_190524.M
Quant Title : PCB Data Analysis
QLast Update : Tue May 28 13:15:51 2019
Response via : Initial Calibration
Integrator: ChemStation 6890 Scale Mode: Small noise peaks clipped

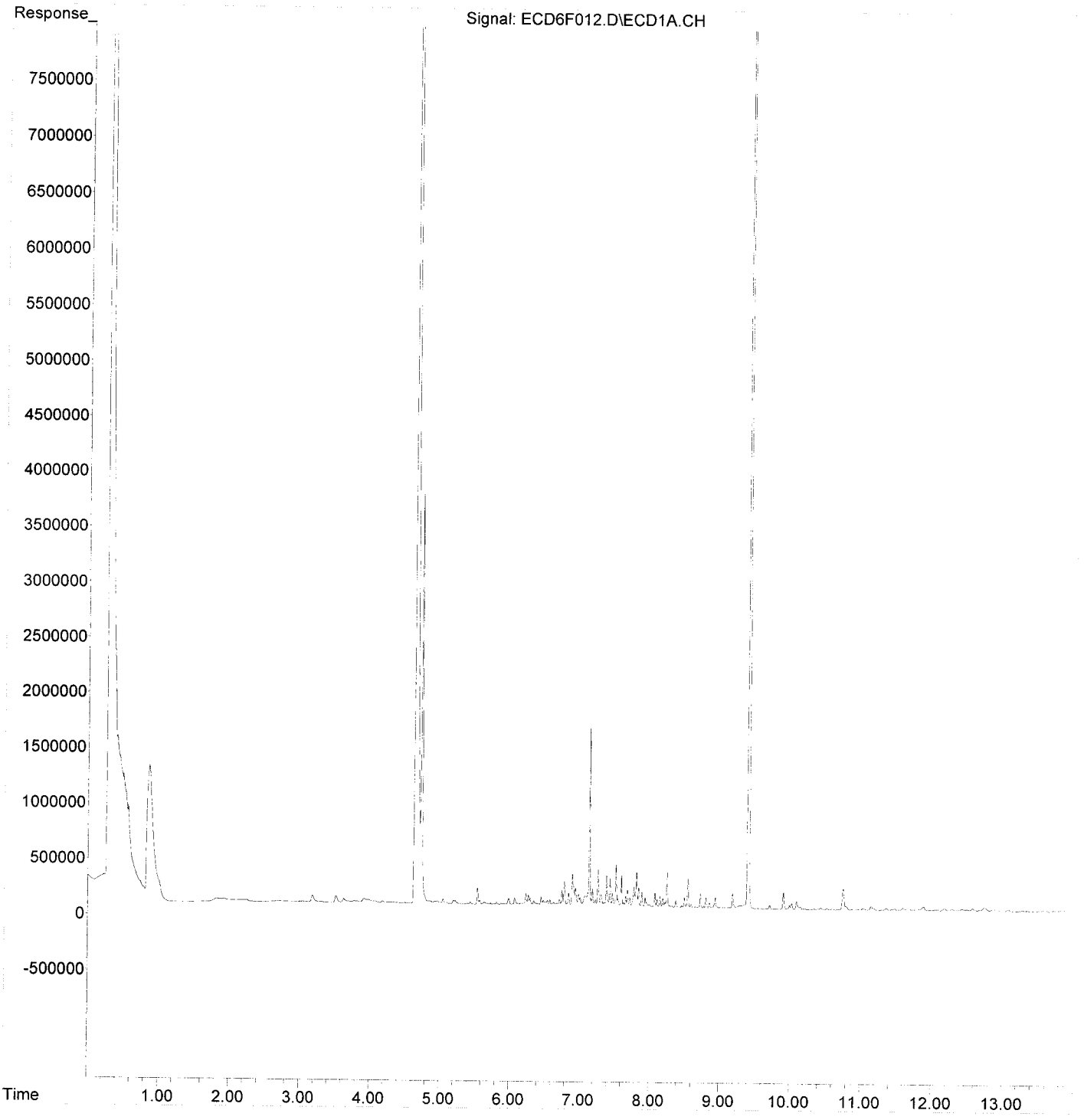

Quantitation Report (Not Reviewed)

Data Path : S:\DATA\9F06006\
Data File : ECD6F014.D
Signal(s) : ECD1A.CH
Acq On : 06 Jun 2019 11:12 am
Operator : MJB/KAK
Sample : A9E0838-04RE1
Misc :
ALS Vial : 9 Sample Multiplier: 1

Integration File: PCB1.e
Quant Time: Jun 06 11:39:01 2019
Quant Method : S:\METHODS\FECD6_QUANTPCB_190524.M
Quant Title : PCB Data Analysis
QLast Update : Tue May 28 13:15:51 2019
Response via : Initial Calibration
Integrator: ChemStation 6890 Scale Mode: Small noise peaks clipped

6/6/19
1242 P-10
1254 P-10
1260 P-10

	Compound	R.T.	Response	Conc Units	
	System Monitoring Compounds				
1) S	TCMX (S)	4.646	28549170	205.575 ng/ml	
62) S	DCBP (S)	9.409	32999887	233.515 ng/ml	
	Target Compounds				
2)	Aroclor 1016 (1)	5.572	78526	14.266 ng/ml	
3)	Aroclor 1016 (2)	5.988	172662	16.070 ng/ml	
4)	Aroclor 1016 (3)	6.070	109155	19.536 ng/ml	
5)	Aroclor 1016 (4)	6.231	315991	67.267 ng/ml	
6)	Aroclor 1016 (5)	6.451	227499	40.464 ng/ml	
7)	Aroclor 1016 (6)	6.578	141387	36.644 ng/ml	
8)	Aroclor 1016 - AVE	0.000	0	N.D. ng/ml	
9)	Aroclor 1221 (1)	5.005	19170	10.763 ng/ml	
10)	Aroclor 1221 (2)	5.116	14945	13.127 ng/ml	
11)	Aroclor 1221 (3)	5.220	99404	26.055 ng/ml	✓
12)	Aroclor 1221 - AVE	0.000	0	N.D. ng/ml	
13)	Aroclor 1232 (1)	5.220	99404	34.370 ng/ml	
14)	Aroclor 1232 (2)	5.988	172662	42.877 ng/ml	
15)	Aroclor 1232 (3)	6.070	109155	54.085 ng/ml	
16)	Aroclor 1232 (4)	6.231	315991	210.360 ng/ml	
17)	Aroclor 1232 (5)	6.451	227499	121.319 ng/ml	
18)	Aroclor 1232 (6)	6.578	141387	92.120 ng/ml	
19)	Aroclor 1232 - AVE	0.000	0	N.D. ng/ml	
20)	Aroclor 1242 (1)	5.572	78526	18.271 ng/ml	
21)	Aroclor 1242 (2)	5.988	172662	20.175 ng/ml	21.591 ✓
22)	Aroclor 1242 (3)	6.070	109155	26.327 ng/ml	
23)	Aroclor 1242 (4)	6.231	315991 Ø	95.342 ng/ml	
24)	Aroclor 1242 (5)	6.451	227499 Ø	53.492 ng/ml	
25)	Aroclor 1242 (6)	6.578	141387 Ø	39.935 ng/ml	
26)	Aroclor 1242 - AVE	0.000	0	N.D. ng/ml	
27)	Aroclor 1248 (1)	5.988	172662	35.845 ng/ml	
28)	Aroclor 1248 (2)	6.231	315991	55.020 ng/ml	
29)	Aroclor 1248 (3)	6.451	227499	33.652 ng/ml	
30)	Aroclor 1248 (4)	6.750	397447	55.552 ng/ml	
31)	Aroclor 1248 (5)	6.783	765506	110.760 ng/ml	
32)	Aroclor 1248 (6)	7.266	1136904	276.474 ng/ml	
33)	Aroclor 1248 - AVE	0.000	0	N.D. ng/ml	
34)	Aroclor 1254 (1)	6.783	765506 Ø	92.459 ng/ml	
35)	Aroclor 1254 (2)	6.896	879745 Ø	87.295 ng/ml	74.971 ✓
36)	Aroclor 1254 (3)	7.266	1136904	75.035 ng/ml	
37)	Aroclor 1254 (4)	7.434	733125	78.381 ng/ml	
38)	Aroclor 1254 (5)	7.816	1080227 Ø	105.033 ng/ml	
39)	Aroclor 1254 (6)	8.107	226662	71.498 ng/ml	
40)	Aroclor 1254 - AVE	0.000	0	N.D. ng/ml	
41)	Aroclor 1260 (1)	7.386	954891 Ø	90.706 ng/ml	
42)	Aroclor 1260 (2)	7.523	1277952 Ø	98.760 ng/ml	54.075 ✓
43)	Aroclor 1260 (3)	8.078	483234	51.491 ng/ml	
44)	Aroclor 1260 (4)	8.253	1275222	54.984 ng/ml	
45)	Aroclor 1260 (5)	8.551	890076	57.668 ng/ml	
46)	Aroclor 1260 (6)	8.941	325083	52.158 ng/ml	
47)	Aroclor 1260 - AVE	0.000	0	N.D. ng/ml	

Quantitation Report (Not Reviewed)

Data Path : S:\DATA\9F06006\
Data File : ECD6F014.D
Signal(s) : ECD1A.CH
Acq On : 06 Jun 2019 11:12 am
Operator : MJB/KAK
Sample : A9E0838-04RE1
Misc :
ALS Vial : 9 Sample Multiplier: 1

Integration File: PCB1.e
Quant Time: Jun 06 11:39:01 2019
Quant Method : S:\METHODS\FECD6_QUANTPCB_190524.M
Quant Title : PCB Data Analysis
QLast Update : Tue May 28 13:15:51 2019
Response via : Initial Calibration
Integrator: ChemStation 6890 Scale Mode: Small noise peaks clipped

	Compound	R.T.	Response	Conc Units
48)	Aroclor 1262 (1)	7.523	1277952	125.026 ng/ml
49)	Aroclor 1262 (2)	7.847	591006	39.464 ng/ml
50)	Aroclor 1262 (3)	8.078	483234	39.558 ng/ml
51)	Aroclor 1262 (4)	8.253	1275222	45.685 ng/ml
52)	Aroclor 1262 (5)	8.551	890076	53.834 ng/ml
53)	Aroclor 1262 (6)	8.941	325083	37.955 ng/ml
54)	Aroclor 1262 - AVE	0.000	0	N.D. ng/ml
55)	Aroclor 1268 (1)	8.078	483234	74.001 ng/ml
56)	Aroclor 1268 (2)	8.499	289878	9.068 ng/ml
57)	Aroclor 1268 (3)	8.551	890076	33.426 ng/ml
58)	Aroclor 1268 (4)	8.728	145982	6.167 ng/ml
59)	Aroclor 1268 (5)	8.941	325083	33.345 ng/ml
60)	Aroclor 1268 (6)	9.186	189750	2.710 ng/ml
61)	Aroclor 1268 - AVE	0.000	0	N.D. ng/ml

(f)=RT Delta > 1/2 Window (m)=manual int.

Quantitation Report (Not Reviewed)

Data Path : S:\DATA\9F06006\
Data File : ECD6F014.D
Signal(s) : ECD1A.CH
Acq On : 06 Jun 2019 11:12 am
Operator : MJB/KAK
Sample : A9E0838-04RE1
Misc :
ALS Vial : 9 Sample Multiplier: 1

Integration File: PCB1.e
Quant Time: Jun 06 11:39:01 2019
Quant Method : S:\METHODS\FECD6_QUANTPCB_190524.M
Quant Title : PCB Data Analysis
QLast Update : Tue May 28 13:15:51 2019
Response via : Initial Calibration
Integrator: ChemStation 6890 Scale Mode: Small noise peaks clipped

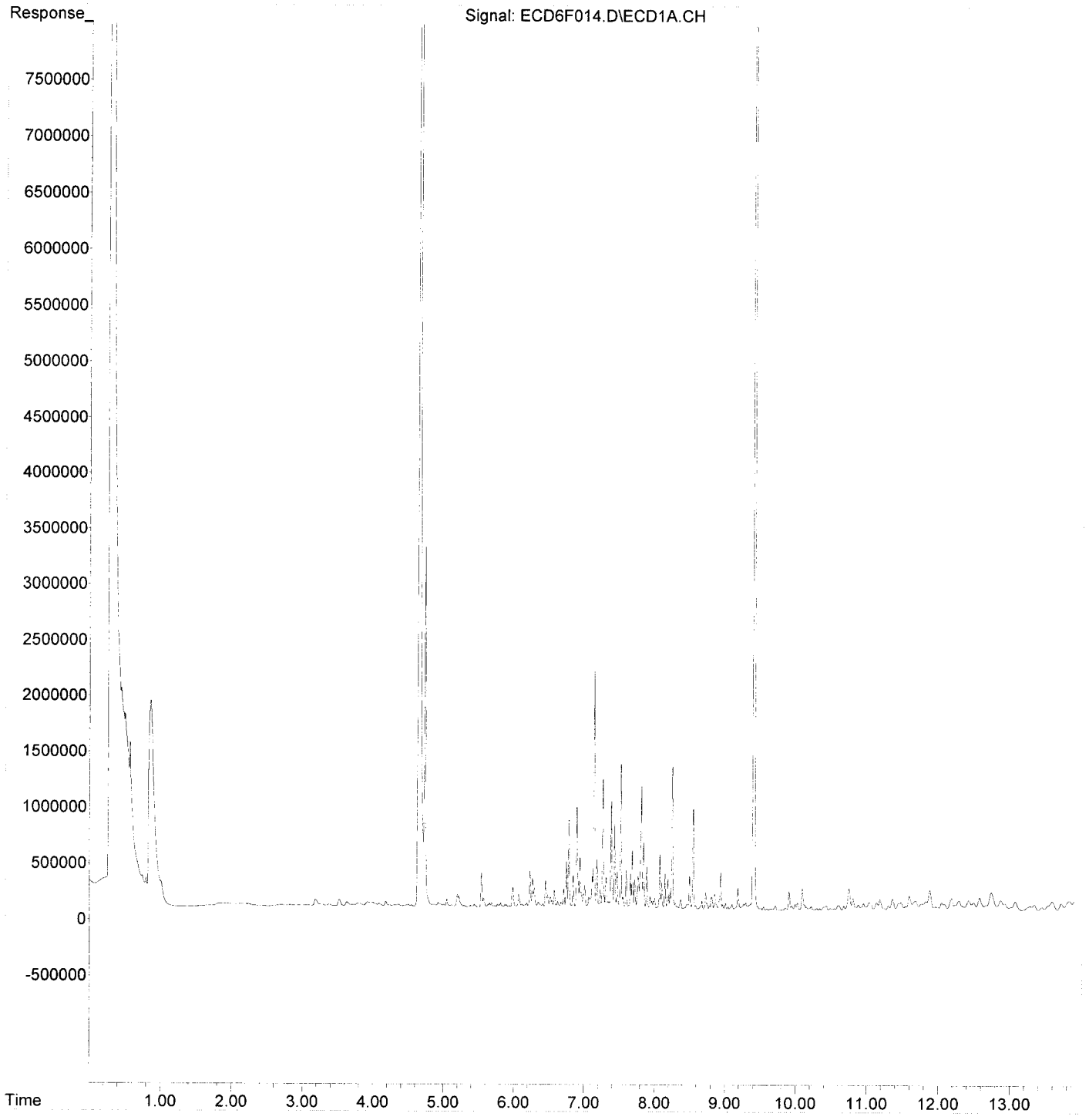

Quantitation Report (Not Reviewed)

Data Path : S:\DATA\9F06006\
Data File : ECD6F016.D
Signal(s) : ECD1A.CH
Acq On : 06 Jun 2019 11:48 am
Operator : MJB/KAK
Sample : A9E0838-13RE1
Misc :
ALS Vial : 10 Sample Multiplier: 1

Integration File: PCB1.e
Quant Time: Jun 06 13:30:25 2019
Quant Method : S:\METHODS\FECD6_QUANTPCB_190524.M
Quant Title : PCB Data Analysis
QLast Update : Tue May 28 13:15:51 2019
Response via : Initial Calibration
Integrator: ChemStation 6890 Scale Mode: Small noise peaks clipped

6/6/19
1254 (P-10)
1260 (S)

	Compound	R.T.	Response	Conc	Units	
	System Monitoring Compounds					
1)	S TCMX (S)	4.646	23697112	170.637	ng/ml	
62)	S DCBP (S)	9.409	28998037	205.197	ng/ml	
	Target Compounds					
2)	Aroclor 1016 (1)	5.573	35151	6.386	ng/ml	
3)	Aroclor 1016 (2)	5.988	56778	5.284	ng/ml	
4)	Aroclor 1016 (3)	6.070	57828	10.350	ng/ml	
5)	Aroclor 1016 (4)	6.231	77471	16.492	ng/ml	
6)	Aroclor 1016 (5)	6.452	56712	10.087	ng/ml	
7)	Aroclor 1016 (6)	6.577	41983	10.881	ng/ml	
8)	Aroclor 1016 - AVE	0.000	0	N.D.	ng/ml	
9)	Aroclor 1221 (1)	5.047	41565	23.338	ng/ml	
10)	Aroclor 1221 (2)	5.102	10286	9.035	ng/ml	✓
11)	Aroclor 1221 (3)	5.198	220020	57.671	ng/ml	
12)	Aroclor 1221 - AVE	0.000	0	N.D.	ng/ml	
13)	Aroclor 1232 (1)	5.198	220020	76.075	ng/ml	
14)	Aroclor 1232 (2)	5.988	56778	14.100	ng/ml	
15)	Aroclor 1232 (3)	6.070	57828	28.653	ng/ml	R-02
16)	Aroclor 1232 (4)	6.231	77471	51.574	ng/ml	
17)	Aroclor 1232 (5)	6.452	56712	30.243	ng/ml	
18)	Aroclor 1232 (6)	6.577	41983	27.354	ng/ml	
19)	Aroclor 1232 - AVE	0.000	0	N.D.	ng/ml	
20)	Aroclor 1242 (1)	5.573	35151	8.179	ng/ml	
21)	Aroclor 1242 (2)	5.988	56778	6.634	ng/ml	
22)	Aroclor 1242 (3)	6.070	57828	13.947	ng/ml	
23)	Aroclor 1242 (4)	6.231	77471 Ø	23.375	ng/ml	<MDL
24)	Aroclor 1242 (5)	6.452	56712 Ø	13.335	ng/ml	
25)	Aroclor 1242 (6)	6.577	41983 Ø	11.858	ng/ml	
26)	Aroclor 1242 - AVE	0.000	0	N.D.	ng/ml	
27)	Aroclor 1248 (1)	5.988	56778	11.787	ng/ml	
28)	Aroclor 1248 (2)	6.231	77471	13.489	ng/ml	
29)	Aroclor 1248 (3)	6.452	56712	8.389	ng/ml	
30)	Aroclor 1248 (4)	6.750	102217	14.287	ng/ml	
31)	Aroclor 1248 (5)	6.784	172299	24.930	ng/ml	
32)	Aroclor 1248 (6)	7.266	263206	64.007	ng/ml	
33)	Aroclor 1248 - AVE	0.000	0	N.D.	ng/ml	
34)	Aroclor 1254 (1)	6.784	172299	20.810	ng/ml	
35)	Aroclor 1254 (2)	~~6.916~~ 6.898	~~157429~~	~~15.621~~	ng/ml 22.353MI	20.037 ✓
36)	Aroclor 1254 (3)	7.266	263206	17.371	ng/ml	
37)	Aroclor 1254 (4)	7.435	181763	19.433	ng/ml	
38)	Aroclor 1254 (5)	7.816	291775 Ø	28.370	ng/ml	
39)	Aroclor 1254 (6)	8.106	64092	20.217	ng/ml	
40)	Aroclor 1254 - AVE	0.000	0	N.D.	ng/ml	
41)	Aroclor 1260 (1)	7.386	246440 Ø	23.410	ng/ml	
42)	Aroclor 1260 (2)	7.523	351630 Ø	27.174	ng/ml	
43)	Aroclor 1260 (3)	8.078	143480	15.288	ng/ml	
44)	Aroclor 1260 (4)	8.253	380436	16.403	ng/ml	
45)	Aroclor 1260 (5)	8.548	336434	21.797	ng/ml	17.779 ✓
46)	Aroclor 1260 (6)	~~8.967~~ 8.939	~~12650~~	~~2.030~~	ng/ml 17.628MI	
47)	Aroclor 1260 - AVE	0.000	0	N.D.	ng/ml	

Quantitation Report (Not Reviewed)

Data Path : S:\DATA\9F06006\
Data File : ECD6F016.D
Signal(s) : ECD1A.CH
Acq On : 06 Jun 2019 11:48 am
Operator : MJB/KAK
Sample : A9E0838-13RE1
Misc :
ALS Vial : 10 Sample Multiplier: 1

Integration File: PCB1.e
Quant Time: Jun 06 13:30:25 2019
Quant Method : S:\METHODS\FECD6_QUANTPCB_190524.M
Quant Title : PCB Data Analysis
QLast Update : Tue May 28 13:15:51 2019
Response via : Initial Calibration
Integrator: ChemStation 6890 Scale Mode: Small noise peaks clipped

	Compound	R.T.	Response	Conc Units
48)	Aroclor 1262 (1)	7.523	351630	34.401 ng/ml
49)	Aroclor 1262 (2)	7.847	173483	11.584 ng/ml
50)	Aroclor 1262 (3)	8.078	143480	11.745 ng/ml
51)	Aroclor 1262 (4)	8.253	380436	13.629 ng/ml
52)	Aroclor 1262 (5)	8.548	336434	20.348 ng/ml
53)	Aroclor 1262 (6)	8.940	109667	12.804 ng/ml
54)	Aroclor 1262 - AVE	0.000	0	N.D. ng/ml
55)	Aroclor 1268 (1)	8.078	143480	21.972 ng/ml
56)	Aroclor 1268 (2)	8.499	96240	3.011 ng/ml
57)	Aroclor 1268 (3)	8.548	336434	12.635 ng/ml
58)	Aroclor 1268 (4)	8.728	108529	4.585 ng/ml
59)	Aroclor 1268 (5)	8.967	12650	1.298 ng/ml
60)	Aroclor 1268 (6)	9.185	116154	1.659 ng/ml
61)	Aroclor 1268 - AVE	0.000	0	N.D. ng/ml

(f)=RT Delta > 1/2 Window (m)=manual int.

Quantitation Report (Qedit)

Data Path : S:\DATA\9F06006\
Data File : ECD6F016.D
Signal(s) : ECD1A.CH
Acq On : 06 Jun 2019 11:48 am
Operator : MJB/KAK
Sample : A9E0838-13RE1
Misc :
ALS Vial : 10 Sample Multiplier: 1

Integration File: PCB1.e
Quant Time: Jun 06 13:30:25 2019
Quant Method : S:\METHODS\FECD6_QUANTPCB_190524.M
Quant Title : PCB Data Analysis
QLast Update : Tue May 28 13:15:51 2019
Response via : Initial Calibration
Integrator: ChemStation 6890 Scale Mode: Small noise peaks clipped

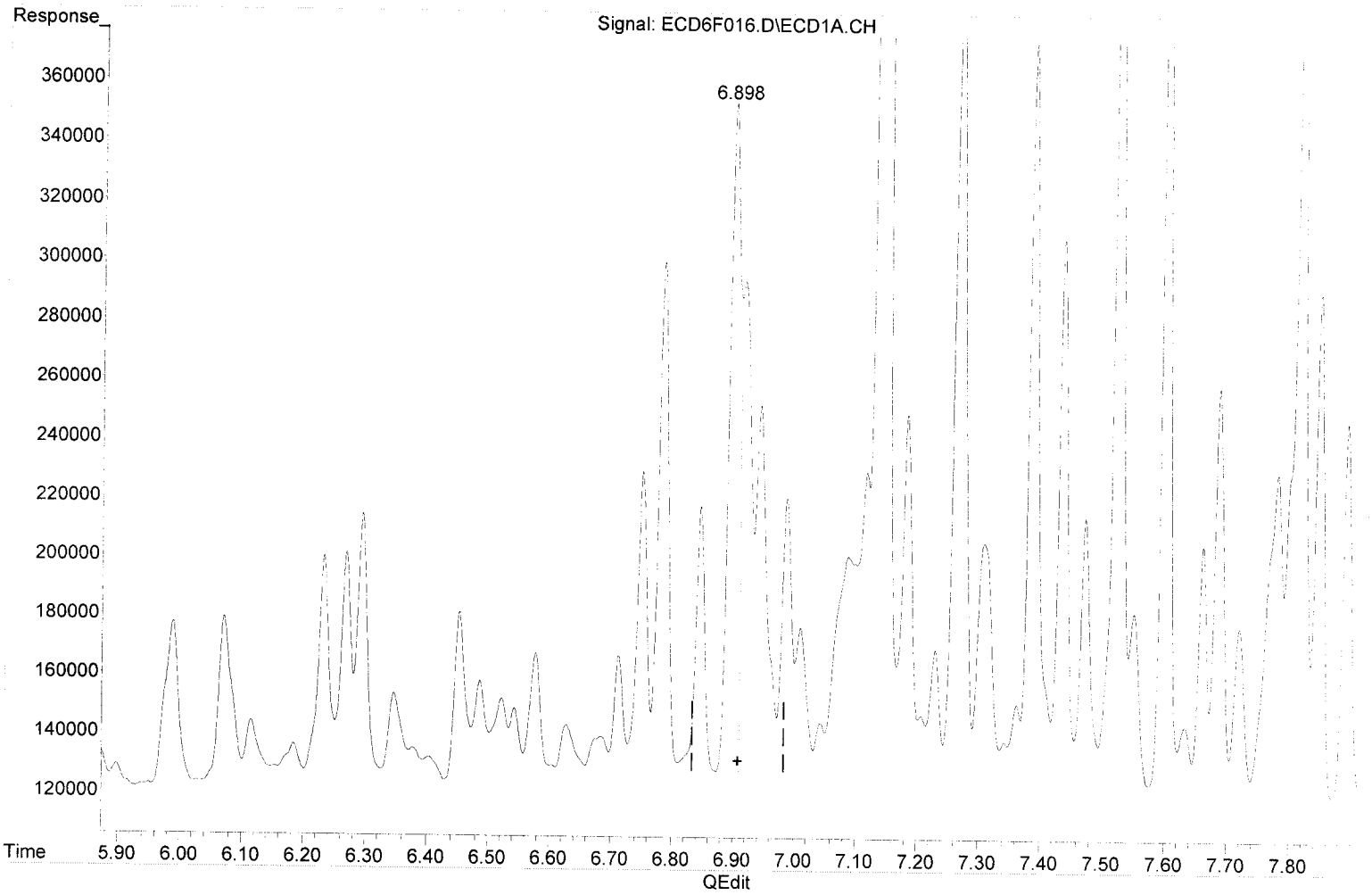

(35) Aroclor 1254 (2)

6.898min 22.353 ng/ml(m) 6/6/19

response 225266

(+) = Expected Retention Time

Quantitation Report (Qedit)

Data Path : S:\DATA\9F06006\
Data File : ECD6F016.D
Signal(s) : ECD1A.CH
Acq On : 06 Jun 2019 11:48 am
Operator : MJB/KAK
Sample : A9E0838-13RE1
Misc :
ALS Vial : 10 Sample Multiplier: 1

Integration File: PCB1.e
Quant Time: Jun 06 13:30:25 2019
Quant Method : S:\METHODS\FECD6_QUANTPCB_190524.M
Quant Title : PCB Data Analysis
QLast Update : Tue May 28 13:15:51 2019
Response via : Initial Calibration
Integrator: ChemStation 6890 Scale Mode: Small noise peaks clipped

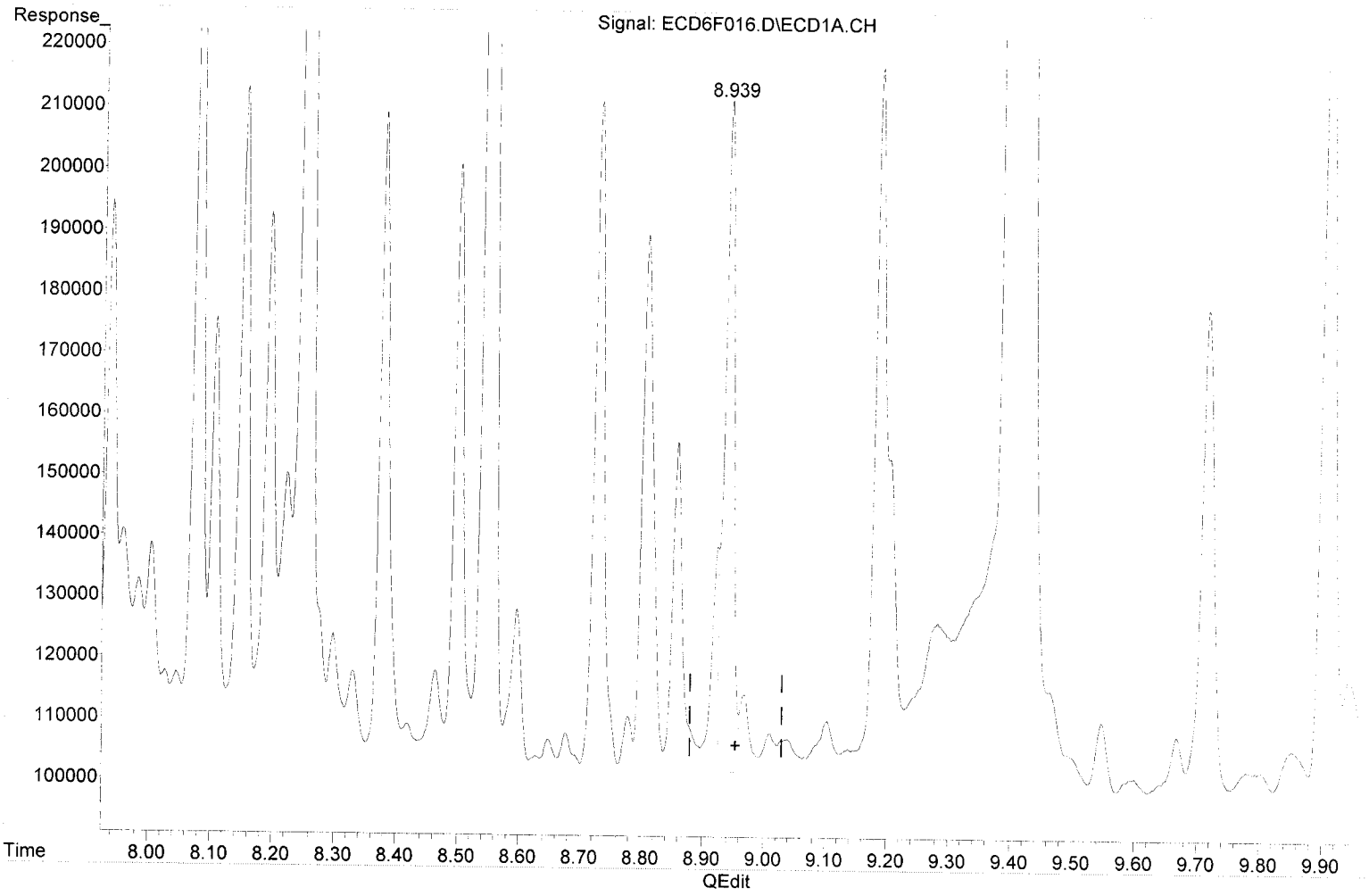

(46) Aroclor 1260 (6)

8.939min 17.628 ng/ml (6) 6/6/19

response 109870

(+) = Expected Retention Time

07/03/19 Archive Portland - T4 - PDI Page 313 of 1512

Quantitation Report (Not Reviewed)

Data Path : S:\DATA\9F06006\
Data File : ECD6F016.D
Signal(s) : ECD1A.CH
Acq On : 06 Jun 2019 11:48 am
Operator : MJB/KAK
Sample : A9E0838-13RE1
Misc :
ALS Vial : 10 Sample Multiplier: 1

Integration File: PCB1.e
Quant Time: Jun 06 13:30:25 2019
Quant Method : S:\METHODS\FECD6_QUANTPCB_190524.M
Quant Title : PCB Data Analysis
QLast Update : Tue May 28 13:15:51 2019
Response via : Initial Calibration
Integrator: ChemStation 6890 Scale Mode: Small noise peaks clipped

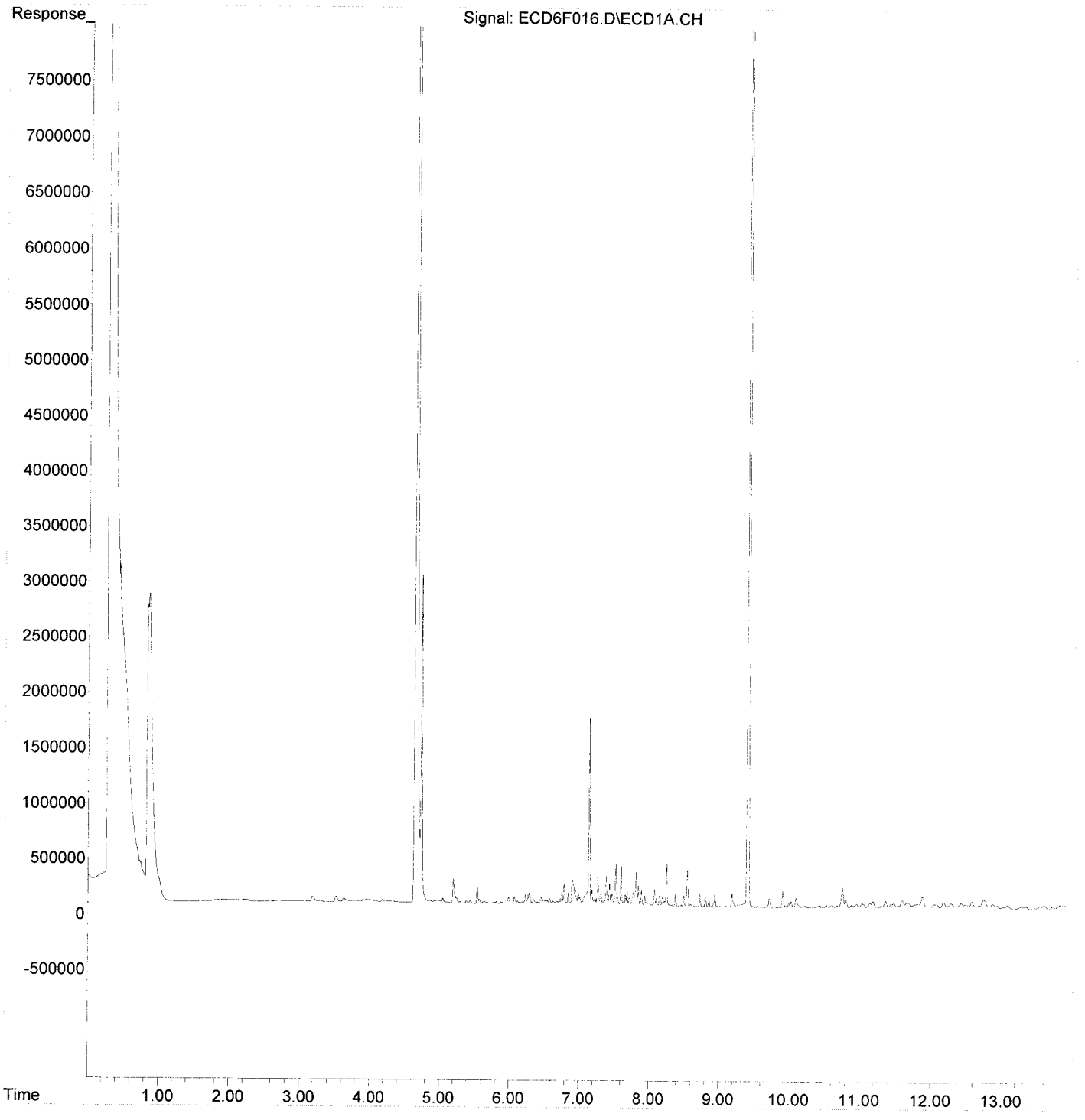

Quantitation Report (QT Reviewed)

Data Path : S:\DATA\9F06006\
Data File : ECD6F018.D
Signal(s) : ECD1A.CH
Acq On : 06 Jun 2019 12:24 pm
Operator : MJB/KAK
Sample : A9E0838-14RE1
Misc :
ALS Vial : 11 Sample Multiplier: 1

Integration File: PCB1.e
Quant Time: Jun 06 13:30:42 2019
Quant Method : S:\METHODS\FECD6_QUANTPCB_190524.M
Quant Title : PCB Data Analysis
QLast Update : Tue May 28 13:15:51 2019
Response via : Initial Calibration
Integrator: ChemStation 6890 Scale Mode: Small noise peaks clipped

6/6/19

1254 P-10
1260 (S)

	Compound	R.T.	Response	Conc	Units	
	System Monitoring Compounds					
1) S	TCMX (S)	4.648	26681655	192.127	ng/ml	
62) S	DCBP (S)	9.408	32263953	228.308	ng/ml	
	Target Compounds					
2)	Aroclor 1016 (1)	5.572	30666	5.571	ng/ml	
3)	Aroclor 1016 (2)	5.989	54962	5.115	ng/ml	
4)	Aroclor 1016 (3)	6.071	55716	9.972	ng/ml	
5)	Aroclor 1016 (4)	6.231	77450	16.487	ng/ml	
6)	Aroclor 1016 (5)	6.451	57326	10.196	ng/ml	
7)	Aroclor 1016 (6)	6.577	41566	10.773	ng/mlm	
8)	Aroclor 1016 - AVE	0.000	0	N.D.	ng/ml	
9)	Aroclor 1221 (1)	5.006	17527	9.841	ng/ml	
10)	Aroclor 1221 (2)	5.166	4574	4.018	ng/ml	
11)	Aroclor 1221 (3)	5.222	73100	19.161	ng/ml	
12)	Aroclor 1221 - AVE	0.000	0	N.D.	ng/ml	
13)	Aroclor 1232 (1)	5.222	73100	25.275	ng/ml	R-02
14)	Aroclor 1232 (2)	5.989	54962	13.649	ng/ml	
15)	Aroclor 1232 (3)	6.071	55716	27.607	ng/ml	
16)	Aroclor 1232 (4)	6.231	77450	51.560	ng/ml	
17)	Aroclor 1232 (5)	6.451	57326	30.570	ng/ml	
18)	Aroclor 1232 (6)	6.577	41546	27.069	ng/mlm	
19)	Aroclor 1232 - AVE	0.000	0	N.D.	ng/ml	
20)	Aroclor 1242 (1)	5.572	30666	7.135	ng/ml	
21)	Aroclor 1242 (2)	5.989	54962	6.422	ng/ml	
22)	Aroclor 1242 (3)	6.071	55716	13.438	ng/ml	<MDL
23)	Aroclor 1242 (4)	6.231	77450 Ø	23.369	ng/ml	
24)	Aroclor 1242 (5)	6.451	57326 Ø	13.479	ng/ml	
25)	Aroclor 1242 (6)	6.577	41538 Ø	11.733	ng/mlm	
26)	Aroclor 1242 - AVE	0.000	0	N.D.	ng/ml	
27)	Aroclor 1248 (1)	5.989	54962	11.410	ng/ml	
28)	Aroclor 1248 (2)	6.231	77450	13.485	ng/ml	
29)	Aroclor 1248 (3)	6.451	57326	8.480	ng/ml	
30)	Aroclor 1248 (4)	6.750	102364	14.308	ng/ml	
31)	Aroclor 1248 (5)	6.784	172740	24.994	ng/ml	
32)	Aroclor 1248 (6)	7.266	272403	66.243	ng/ml	
33)	Aroclor 1248 - AVE	0.000	0	N.D.	ng/ml	
34)	Aroclor 1254 (1)	6.784	172740	20.864	ng/ml	20.55 20.864 6/6/19
35)	Aroclor 1254 (2)	6.897	220700	21.900	ng/mlm	
36)	Aroclor 1254 (3)	7.266	272403	17.978	ng/ml	
37)	Aroclor 1254 (4)	7.435	189219	20.230	ng/ml	
38)	Aroclor 1254 (5)	7.816	342460 Ø	33.298	ng/ml	
39)	Aroclor 1254 (6)	8.106	69180	21.822	ng/ml	
40)	Aroclor 1254 - AVE	0.000	0	N.D.	ng/ml	
41)	Aroclor 1260 (1)	7.386	242775 Ø	23.061	ng/ml	15.73A
42)	Aroclor 1260 (2)	7.524	354209 Ø	27.373	ng/ml	
43)	Aroclor 1260 (3)	8.078	129966	13.848	ng/ml	
44)	Aroclor 1260 (4)	8.253	328350	14.157	ng/ml	
45)	Aroclor 1260 (5)	8.549	294960	19.110	ng/ml	
46)	Aroclor 1260 (6)	8.940	98616	15.822	ng/mlm	
47)	Aroclor 1260 - AVE	0.000	0	N.D.	ng/ml	

Quantitation Report (QT Reviewed)

Data Path : S:\DATA\9F06006\
Data File : ECD6F018.D
Signal(s) : ECD1A.CH
Acq On : 06 Jun 2019 12:24 pm
Operator : MJB/KAK
Sample : A9E0838-14RE1
Misc :
ALS Vial : 11 Sample Multiplier: 1

Integration File: PCB1.e
Quant Time: Jun 06 13:30:42 2019
Quant Method : S:\METHODS\FECD6_QUANTPCB_190524.M
Quant Title : PCB Data Analysis
QLast Update : Tue May 28 13:15:51 2019
Response via : Initial Calibration
Integrator: ChemStation 6890 Scale Mode: Small noise peaks clipped

	Compound	R.T.	Response	Conc Units
48)	Aroclor 1262 (1)	7.524	354209	34.653 ng/ml
49)	Aroclor 1262 (2)	7.846	162046	10.820 ng/ml
50)	Aroclor 1262 (3)	8.078	129966	10.639 ng/ml
51)	Aroclor 1262 (4)	8.253	328350	11.763 ng/ml
52)	Aroclor 1262 (5)	8.549	294960	17.840 ng/ml
53)	Aroclor 1262 (6)	8.940	98884	11.545 ng/ml
54)	Aroclor 1262 - AVE	0.000	0	N.D. ng/ml
55)	Aroclor 1268 (1)	8.078	129966	19.903 ng/ml
56)	Aroclor 1268 (2)	8.499	85401	2.672 ng/ml
57)	Aroclor 1268 (3)	8.549	294960	11.077 ng/ml
58)	Aroclor 1268 (4)	8.728	121193	5.120 ng/ml
59)	Aroclor 1268 (5)	8.967	11996	1.230 ng/ml
60)	Aroclor 1268 (6)	9.185	96140	1.373 ng/ml
61)	Aroclor 1268 - AVE	0.000	0	N.D. ng/ml

(f)=RT Delta > 1/2 Window (m)=manual int.

Quantitation Report (QT Reviewed)

Data Path : S:\DATA\9F06006\
Data File : ECD6F018.D
Signal(s) : ECD1A.CH
Acq On : 06 Jun 2019 12:24 pm
Operator : MJB/KAK
Sample : A9E0838-14RE1
Misc :
ALS Vial : 11 Sample Multiplier: 1

Integration File: PCB1.e
Quant Time: Jun 06 13:30:42 2019
Quant Method : S:\METHODS\FECD6_QUANTPCB_190524.M
Quant Title : PCB Data Analysis
QLast Update : Tue May 28 13:15:51 2019
Response via : Initial Calibration
Integrator: ChemStation 6890 Scale Mode: Small noise peaks clipped

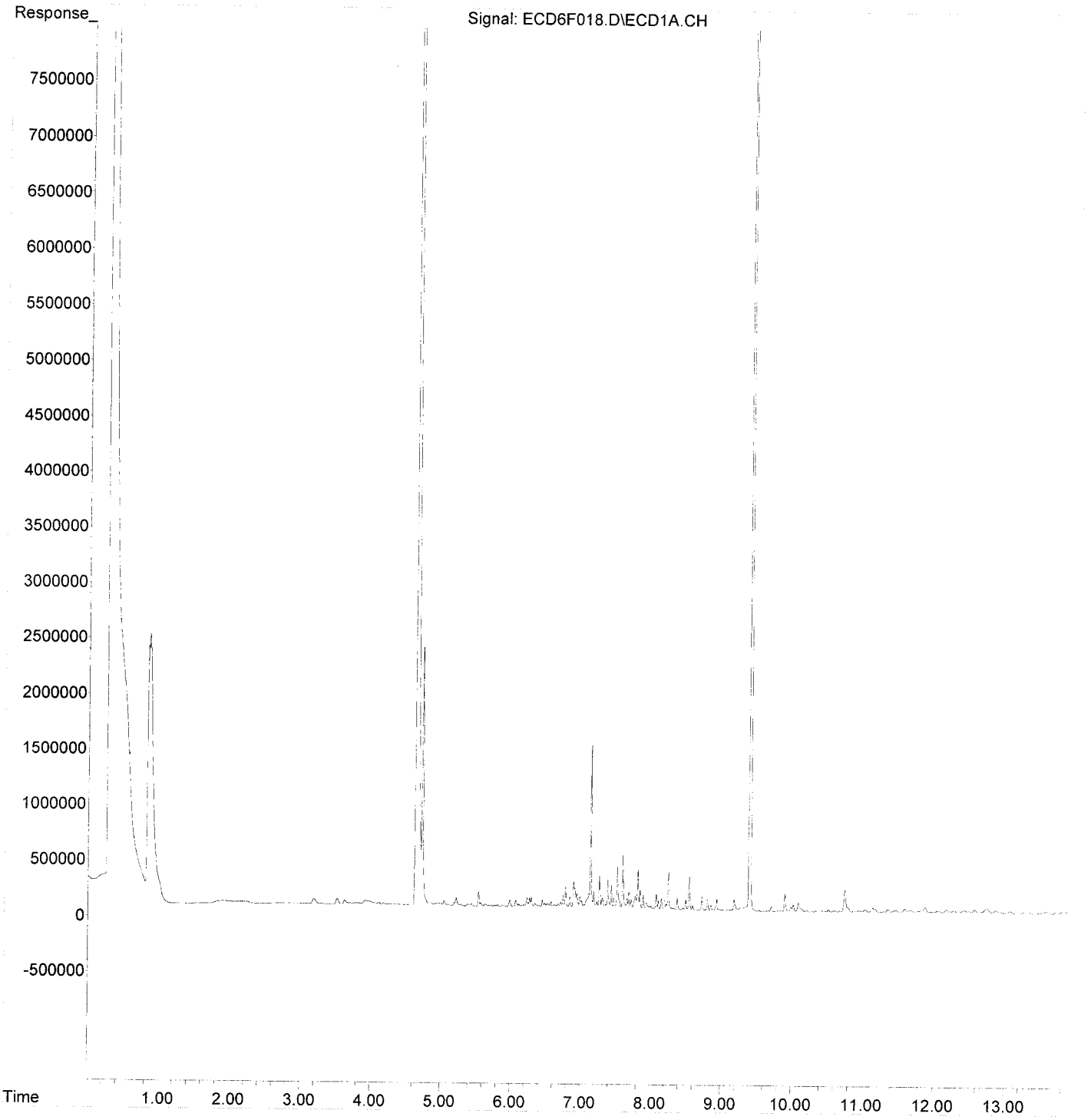

Quantitation Report (Qedit)

Data Path : S:\DATA\9F06006\
Data File : ECD6F018.D
Signal(s) : ECD1A.CH
Acq On : 06 Jun 2019 12:24 pm
Operator : MJB/KAK
Sample : A9E0838-14RE1
Misc :
ALS Vial : 11 Sample Multiplier: 1

Integration File: PCB1.e
Quant Time: Jun 06 13:30:42 2019
Quant Method : S:\METHODS\FECD6_QUANTPCB_190524.M
Quant Title : PCB Data Analysis
QLast Update : Tue May 28 13:15:51 2019
Response via : Initial Calibration
Integrator: ChemStation 6890 Scale Mode: Small noise peaks clipped

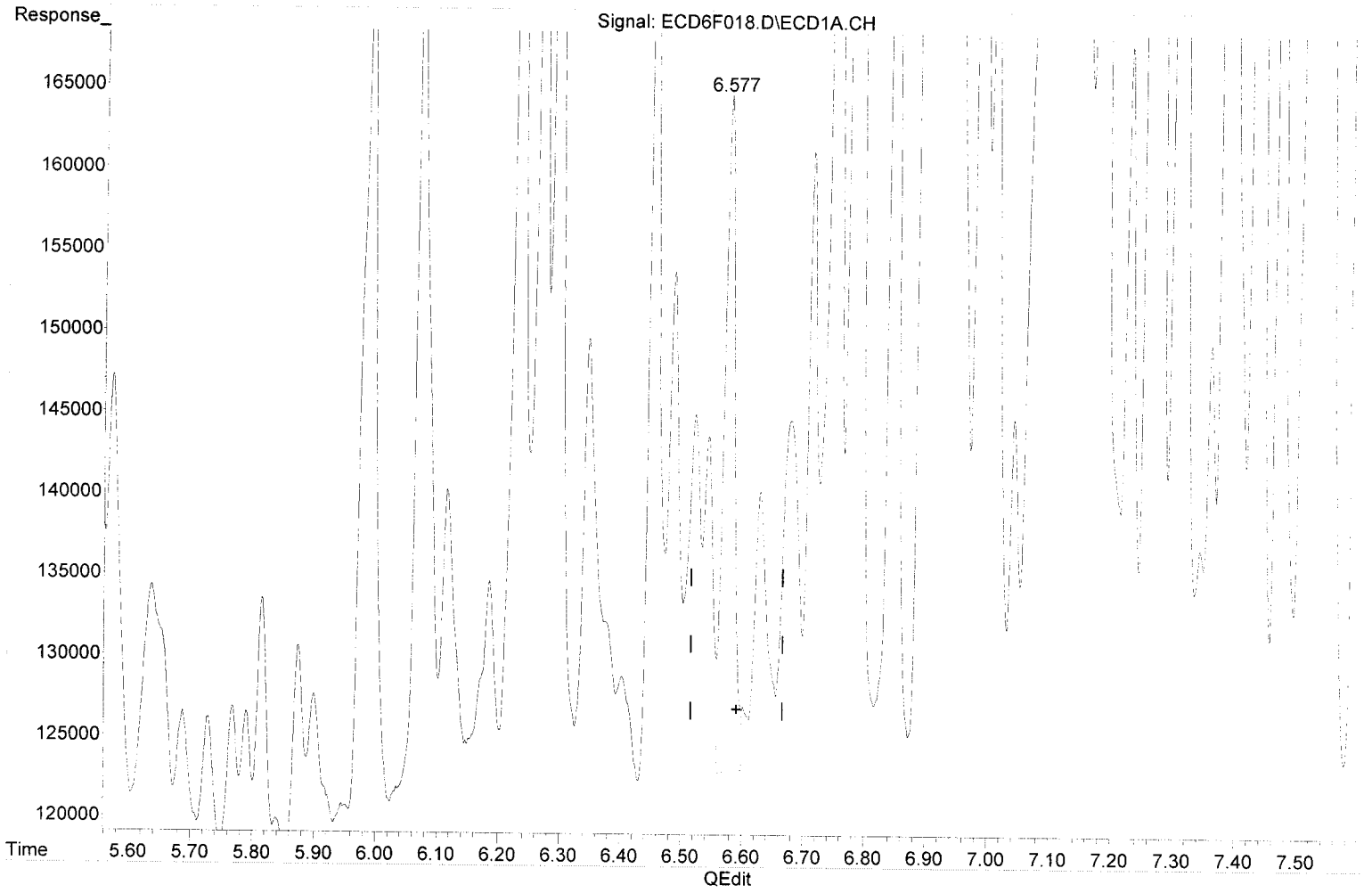

(7) Aroclor 1016 (6)

6.577min 10.773 ng/ml m 6/6/19

response 41566

(+) = Expected Retention Time

Quantitation Report (Qedit)

Data Path : S:\DATA\9F06006\
Data File : ECD6F018.D
Signal(s) : ECD1A.CH
Acq On : 06 Jun 2019 12:24 pm
Operator : MJB/KAK
Sample : A9E0838-14RE1
Misc :
ALS Vial : 11 Sample Multiplier: 1

Integration File: PCB1.e
Quant Time: Jun 06 13:30:42 2019
Quant Method : S:\METHODS\FECD6_QUANTPCB_190524.M
Quant Title : PCB Data Analysis
QLast Update : Tue May 28 13:15:51 2019
Response via : Initial Calibration
Integrator: ChemStation 6890 Scale Mode: Small noise peaks clipped

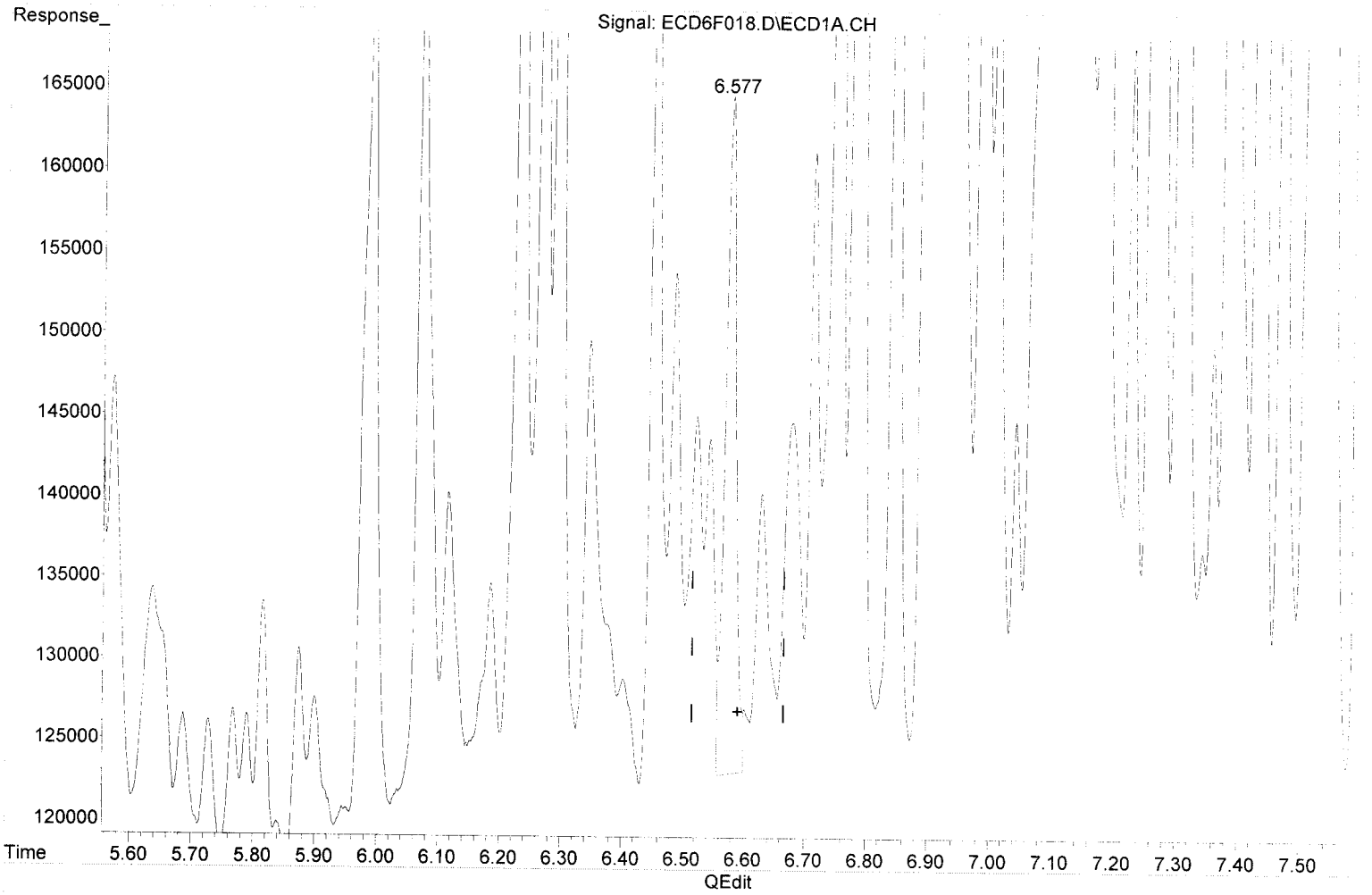

(18) Aroclor 1232 (6)

6.577min 27.069 ng/ml m 6/6/19

response 41546

(+) = Expected Retention Time

Quantitation Report (Qedit)

Data Path : S:\DATA\9F06006\
Data File : ECD6F018.D
Signal(s) : ECD1A.CH
Acq On : 06 Jun 2019 12:24 pm
Operator : MJB/KAK
Sample : A9E0838-14RE1
Misc :
ALS Vial : 11 Sample Multiplier: 1

Integration File: PCB1.e
Quant Time: Jun 06 13:30:42 2019
Quant Method : S:\METHODS\FECD6_QUANTPCB_190524.M
Quant Title : PCB Data Analysis
QLast Update : Tue May 28 13:15:51 2019
Response via : Initial Calibration
Integrator: ChemStation 6890 Scale Mode: Small noise peaks clipped

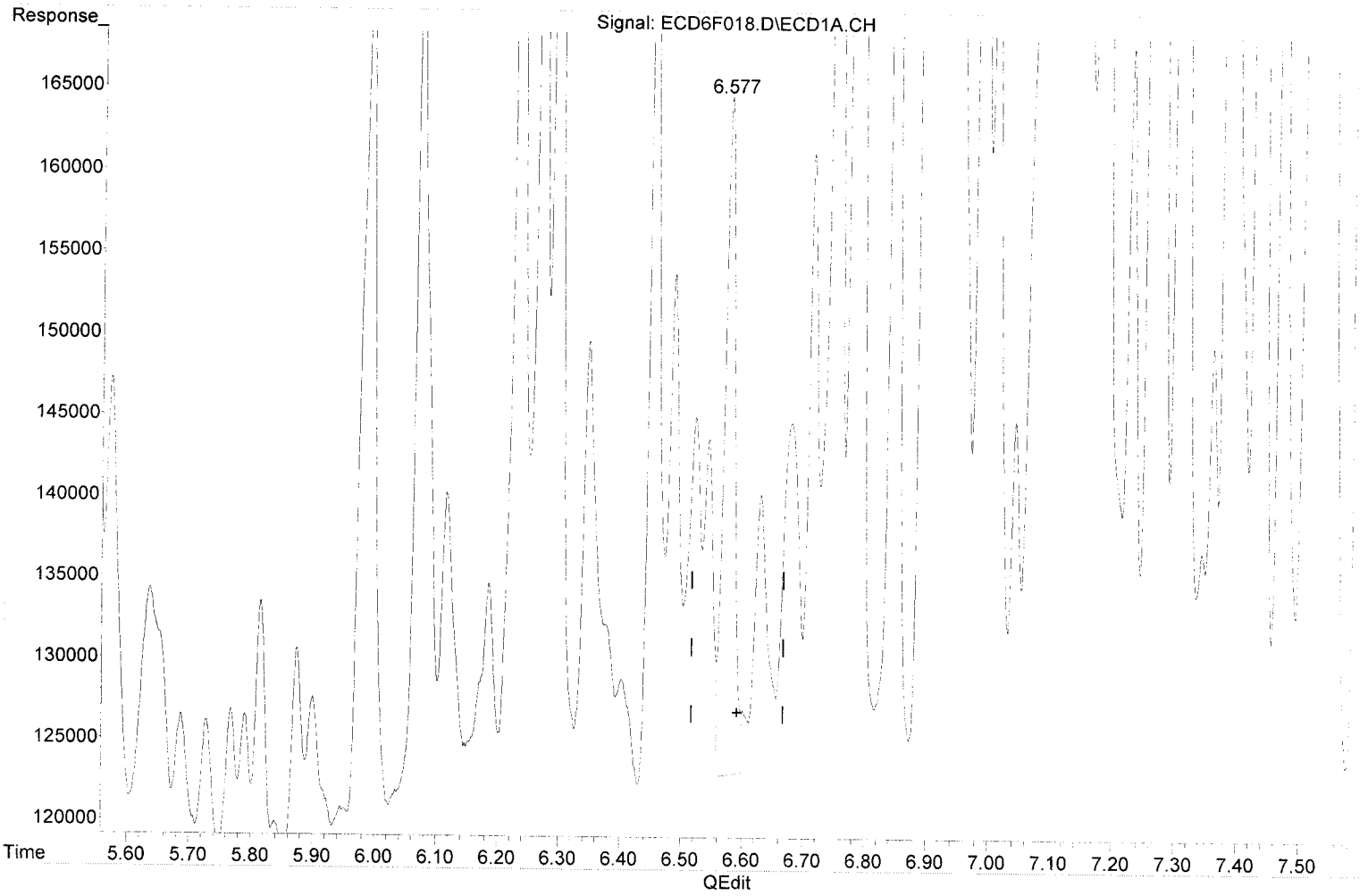

(25) Aroclor 1242 (6)

6.577min 11.733 ng/ml(m) 6/6/19

response 41538

(+) = Expected Retention Time

Quantitation Report (Qedit)

Data Path : S:\DATA\9F06006\
Data File : ECD6F018.D
Signal(s) : ECD1A.CH
Acq On : 06 Jun 2019 12:24 pm
Operator : MJB/KAK
Sample : A9E0838-14RE1
Misc :
ALS Vial : 11 Sample Multiplier: 1

Integration File: PCB1.e
Quant Time: Jun 06 13:30:42 2019
Quant Method : S:\METHODS\FECD6_QUANTPCB_190524.M
Quant Title : PCB Data Analysis
QLast Update : Tue May 28 13:15:51 2019
Response via : Initial Calibration
Integrator: ChemStation 6890 Scale Mode: Small noise peaks clipped

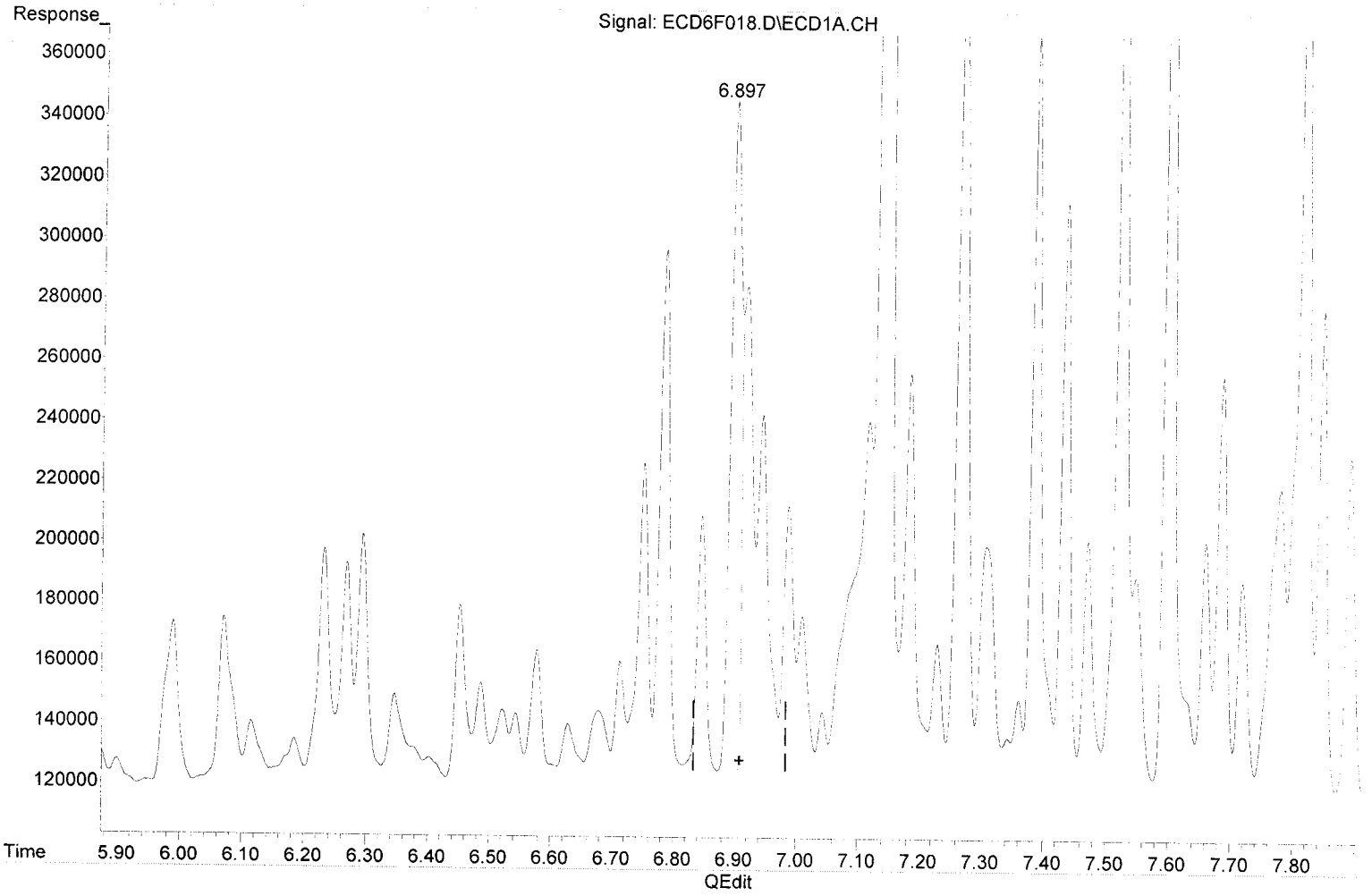

(35) Aroclor 1254 (2)

6.897min 21.900 ng/ml (m) 6/6/19

response 220700

(+) = Expected Retention Time

Quantitation Report (Qedit)

Data Path : S:\DATA\9F06006\
Data File : ECD6F018.D
Signal(s) : ECD1A.CH
Acq On : 06 Jun 2019 12:24 pm
Operator : MJB/KAK
Sample : A9E0838-14RE1
Misc :
ALS Vial : 11 Sample Multiplier: 1

Integration File: PCB1.e
Quant Time: Jun 06 13:30:42 2019
Quant Method : S:\METHODS\FECD6_QUANTPCB_190524.M
Quant Title : PCB Data Analysis
QLast Update : Tue May 28 13:15:51 2019
Response via : Initial Calibration
Integrator: ChemStation 6890 Scale Mode: Small noise peaks clipped

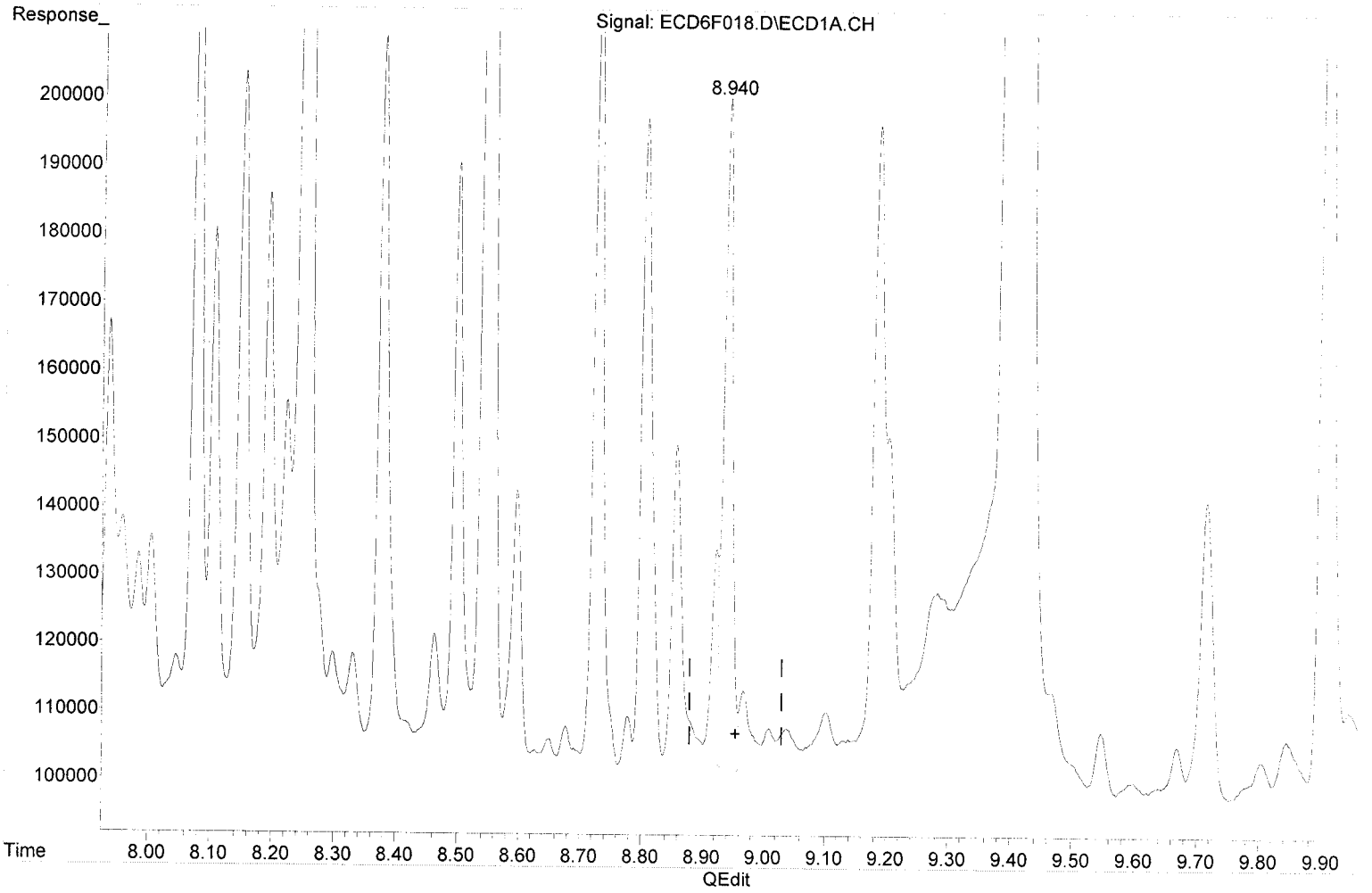

(46) Aroclor 1260 (6)

8.940min 15.822 ng/ml m 6/6/19

response 98616

(+) = Expected Retention Time

Quantitation Report (Not Reviewed)

Data Path : S:\DATA\9F06006\
Data File : ECD6F018.D
Signal(s) : ECD1A.CH
Acq On : 06 Jun 2019 12:24 pm
Operator : MJB/KAK
Sample : A9E0838-14RE1
Misc :
ALS Vial : 11 Sample Multiplier: 1

Integration File: PCB1.e
Quant Time: Jun 06 13:30:42 2019
Quant Method : S:\METHODS\FECD6_QUANTPCB_190524.M
Quant Title : PCB Data Analysis
QLast Update : Tue May 28 13:15:51 2019
Response via : Initial Calibration
Integrator: ChemStation 6890 Scale Mode: Small noise peaks clipped

	Compound	R.T.	Response	Conc	Units
	System Monitoring Compounds				
1) S	TCMX (S)	4.648	26681655	192.127	ng/ml
62) S	DCBP (S)	9.408	32263953	228.308	ng/ml
	Target Compounds				
2)	Aroclor 1016 (1)	5.572	30666	5.571	ng/ml
3)	Aroclor 1016 (2)	5.989	54962	5.115	ng/ml
4)	Aroclor 1016 (3)	6.071	55716	9.972	ng/ml
5)	Aroclor 1016 (4)	6.231	77450	16.487	ng/ml
6)	Aroclor 1016 (5)	6.451	57326	10.196	ng/ml
7)	Aroclor 1016 (6)	6.601	3868	1.003	ng/ml
8)	Aroclor 1016 - AVE	0.000	0	N.D.	ng/ml
9)	Aroclor 1221 (1)	5.006	17527	9.841	ng/ml
10)	Aroclor 1221 (2)	5.166	4574	4.018	ng/ml
11)	Aroclor 1221 (3)	5.222	73100	19.161	ng/ml
12)	Aroclor 1221 - AVE	0.000	0	N.D.	ng/ml
13)	Aroclor 1232 (1)	5.222	73100	25.275	ng/ml
14)	Aroclor 1232 (2)	5.989	54962	13.649	ng/ml
15)	Aroclor 1232 (3)	6.071	55716	27.607	ng/ml
16)	Aroclor 1232 (4)	6.231	77450	51.560	ng/ml
17)	Aroclor 1232 (5)	6.451	57326	30.570	ng/ml
18)	Aroclor 1232 (6)	6.601	3868	2.520	ng/ml
19)	Aroclor 1232 - AVE	0.000	0	N.D.	ng/ml
20)	Aroclor 1242 (1)	5.572	30666	7.135	ng/ml
21)	Aroclor 1242 (2)	5.989	54962	6.422	ng/ml
22)	Aroclor 1242 (3)	6.071	55716	13.438	ng/ml
23)	Aroclor 1242 (4)	6.231	77450	23.369	ng/ml
24)	Aroclor 1242 (5)	6.451	57326	13.479	ng/ml
25)	Aroclor 1242 (6)	6.601	3868	1.093	ng/ml
26)	Aroclor 1242 - AVE	0.000	0	N.D.	ng/ml
27)	Aroclor 1248 (1)	5.989	54962	11.410	ng/ml
28)	Aroclor 1248 (2)	6.231	77450	13.485	ng/ml
29)	Aroclor 1248 (3)	6.451	57326	8.480	ng/ml
30)	Aroclor 1248 (4)	6.750	102364	14.308	ng/ml
31)	Aroclor 1248 (5)	6.784	172740	24.994	ng/ml
32)	Aroclor 1248 (6)	7.266	272403	66.243	ng/ml
33)	Aroclor 1248 - AVE	0.000	0	N.D.	ng/ml
34)	Aroclor 1254 (1)	6.784	172740	20.864	ng/ml
35)	Aroclor 1254 (2)	6.916	158625	15.740	ng/ml
36)	Aroclor 1254 (3)	7.266	272403	17.978	ng/ml
37)	Aroclor 1254 (4)	7.435	189219	20.230	ng/ml
38)	Aroclor 1254 (5)	7.816	342460 Ø	33.298	ng/ml
39)	Aroclor 1254 (6)	8.106	69180	21.822	ng/ml
40)	Aroclor 1254 - AVE	0.000	0	N.D.	ng/ml
41)	Aroclor 1260 (1)	7.386	242775 Ø	23.061	ng/ml
42)	Aroclor 1260 (2)	7.524	354209 Ø	27.373	ng/ml
43)	Aroclor 1260 (3)	8.078	129966	13.848	ng/ml
44)	Aroclor 1260 (4)	8.253	328350	14.157	ng/ml
45)	Aroclor 1260 (5)	8.549	294960	19.110	ng/ml
46)	Aroclor 1260 (6)	8.967	11996	1.925	ng/ml
47)	Aroclor 1260 - AVE	0.000	0	N.D.	ng/ml

Quantitation Report (Not Reviewed)

Data Path : S:\DATA\9F06006\
Data File : ECD6F018.D
Signal(s) : ECD1A.CH
Acq On : 06 Jun 2019 12:24 pm
Operator : MJB/KAK
Sample : A9E0838-14RE1
Misc :
ALS Vial : 11 Sample Multiplier: 1

Integration File: PCB1.e
Quant Time: Jun 06 13:30:42 2019
Quant Method : S:\METHODS\FECD6_QUANTPCB_190524.M
Quant Title : PCB Data Analysis
QLast Update : Tue May 28 13:15:51 2019
Response via : Initial Calibration
Integrator: ChemStation 6890 Scale Mode: Small noise peaks clipped

	Compound	R.T.	Response	Conc Units
48)	Aroclor 1262 (1)	7.524	354209	34.653 ng/ml
49)	Aroclor 1262 (2)	7.846	162046	10.820 ng/ml
50)	Aroclor 1262 (3)	8.078	129966	10.639 ng/ml
51)	Aroclor 1262 (4)	8.253	328350	11.763 ng/ml
52)	Aroclor 1262 (5)	8.549	294960	17.840 ng/ml
53)	Aroclor 1262 (6)	8.940	98884	11.545 ng/ml
54)	Aroclor 1262 - AVE	0.000	0	N.D. ng/ml
55)	Aroclor 1268 (1)	8.078	129966	19.903 ng/ml
56)	Aroclor 1268 (2)	8.499	85401	2.672 ng/ml
57)	Aroclor 1268 (3)	8.549	294960	11.077 ng/ml
58)	Aroclor 1268 (4)	8.728	121193	5.120 ng/ml
59)	Aroclor 1268 (5)	8.967	11996	1.230 ng/ml
60)	Aroclor 1268 (6)	9.185	96140	1.373 ng/ml
61)	Aroclor 1268 - AVE	0.000	0	N.D. ng/ml

(f)=RT Delta > 1/2 Window (m)=manual int.

Quantitation Report (Not Reviewed)

Data Path : S:\DATA\9F06006\
Data File : ECD6F018.D
Signal(s) : ECD1A.CH
Acq On : 06 Jun 2019 12:24 pm
Operator : MJB/KAK
Sample : A9E0838-14RE1
Misc :
ALS Vial : 11 Sample Multiplier: 1

Integration File: PCB1.e
Quant Time: Jun 06 13:30:42 2019
Quant Method : S:\METHODS\FECD6_QUANTPCB_190524.M
Quant Title : PCB Data Analysis
QLast Update : Tue May 28 13:15:51 2019
Response via : Initial Calibration
Integrator: ChemStation 6890 Scale Mode: Small noise peaks clipped

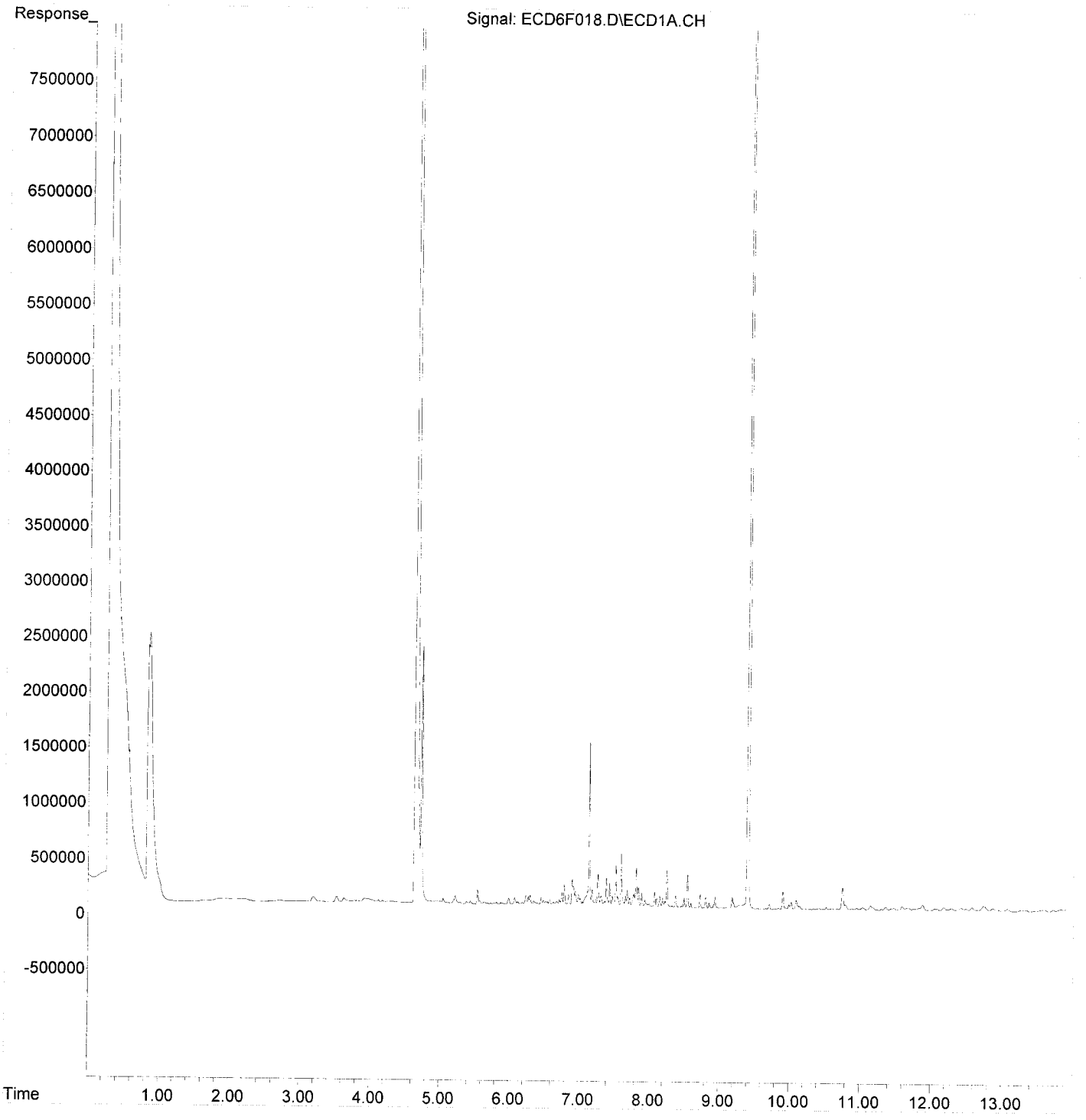

Quantitation Report (Not Reviewed)

Data Path : S:\DATA\9F06006\
Data File : ECD6F019.D
Signal(s) : ECD1A.CH
Acq On : 06 Jun 2019 12:42 pm
Operator : MJB/KAK
Sample : 9F06006-IBL8
Misc :
ALS Vial : 1 Sample Multiplier: 1

Integration File: PCB1.e
Quant Time: Jun 06 13:34:26 2019
Quant Method : S:\METHODS\FECD6_QUANTPCB_190524.M
Quant Title : PCB Data Analysis
QLast Update : Tue May 28 13:15:51 2019
Response via : Initial Calibration
Integrator: ChemStation 6890 Scale Mode: Small noise peaks clipped

6/6/19

	Compound	R.T.	Response	Conc Units
	System Monitoring Compounds			
1) S	TCMX (S)	4.654	5620	0.040 ng/ml
62) S	DCBP (S)	9.407	103307	0.731 ng/ml
	Target Compounds			
2)	Aroclor 1016 (1)	5.585	3562	0.647 ng/ml
3)	Aroclor 1016 (2)	5.994	7351	0.684 ng/ml
4)	Aroclor 1016 (3)	6.088	2538	0.454 ng/ml
5)	Aroclor 1016 (4)	6.232	9141	1.946 ng/ml
6)	Aroclor 1016 (5)	6.471	2726	0.485 ng/ml
7)	Aroclor 1016 (6)	6.578	3055	0.792 ng/ml
8)	Aroclor 1016 - AVE	0.000	0	N.D. ng/ml
9)	Aroclor 1221 (1)	5.024	14077	7.904 ng/ml
10)	Aroclor 1221 (2)	5.158	3274	2.876 ng/ml
11)	Aroclor 1221 (3)	5.226	7547	1.978 ng/ml
12)	Aroclor 1221 - AVE	0.000	0	N.D. ng/ml
13)	Aroclor 1232 (1)	5.226	7547	2.610 ng/ml
14)	Aroclor 1232 (2)	5.994	7351	1.826 ng/ml
15)	Aroclor 1232 (3)	6.088	2538	1.257 ng/ml
16)	Aroclor 1232 (4)	6.232	9141	6.085 ng/ml
17)	Aroclor 1232 (5)	6.471	2726	1.454 ng/ml
18)	Aroclor 1232 (6)	6.578	3055	1.991 ng/ml
19)	Aroclor 1232 - AVE	0.000	0	N.D. ng/ml
20)	Aroclor 1242 (1)	5.585	3562	0.829 ng/ml
21)	Aroclor 1242 (2)	5.994	7351	0.859 ng/ml
22)	Aroclor 1242 (3)	6.088	2538	0.612 ng/ml
23)	Aroclor 1242 (4)	6.232	9141	2.758 ng/ml
24)	Aroclor 1242 (5)	6.471	2726	0.641 ng/ml
25)	Aroclor 1242 (6)	6.578	3055	0.863 ng/ml
26)	Aroclor 1242 - AVE	0.000	0	N.D. ng/ml
27)	Aroclor 1248 (1)	5.994	7351	1.526 ng/ml
28)	Aroclor 1248 (2)	6.232	9141	1.592 ng/ml
29)	Aroclor 1248 (3)	6.471	2726	0.403 ng/ml
30)	Aroclor 1248 (4)	6.757	5624	0.786 ng/ml
31)	Aroclor 1248 (5)	6.808	1709	0.247 ng/ml
32)	Aroclor 1248 (6)	7.274	28445	6.917 ng/ml
33)	Aroclor 1248 - AVE	0.000	0	N.D. ng/ml
34)	Aroclor 1254 (1)	6.782	7330	0.885 ng/ml
35)	Aroclor 1254 (2)	6.918	1107	0.110 ng/ml
36)	Aroclor 1254 (3)	7.274	28445	1.877 ng/ml
37)	Aroclor 1254 (4)	7.435	15361	1.642 ng/ml
38)	Aroclor 1254 (5)	7.816	50777	4.937 ng/ml
39)	Aroclor 1254 (6)	8.103	11496	3.626 ng/ml
40)	Aroclor 1254 - AVE	0.000	0	N.D. ng/ml
41)	Aroclor 1260 (1)	7.386	48887	4.644 ng/ml
42)	Aroclor 1260 (2)	7.524	66954	5.174 ng/ml
43)	Aroclor 1260 (3)	~~8.103~~ 8.077	~~11496~~	~~1.225~~ ng/ml 9.235 MI
44)	Aroclor 1260 (4)	8.254	188352	8.121 ng/ml
45)	Aroclor 1260 (5)	8.550	171573	11.116 ng/ml
46)	Aroclor 1260 (6)	8.942	124297	19.943 ng/ml
47)	Aroclor 1260 - AVE	0.000	0	N.D. ng/ml

< MDL

9.706

Quantitation Report (Qedit)

Data Path : S:\DATA\9F06006\
Data File : ECD6F019.D
Signal(s) : ECD1A.CH
Acq On : 06 Jun 2019 12:42 pm
Operator : MJB/KAK
Sample : 9F06006-IBL8
Misc :
ALS Vial : 1 Sample Multiplier: 1

Integration File: PCB1.e
Quant Time: Jun 06 13:34:26 2019
Quant Method : S:\METHODS\FECD6_QUANTPCB_190524.M
Quant Title : PCB Data Analysis
QLast Update : Tue May 28 13:15:51 2019
Response via : Initial Calibration
Integrator: ChemStation 6890 Scale Mode: Small noise peaks clipped

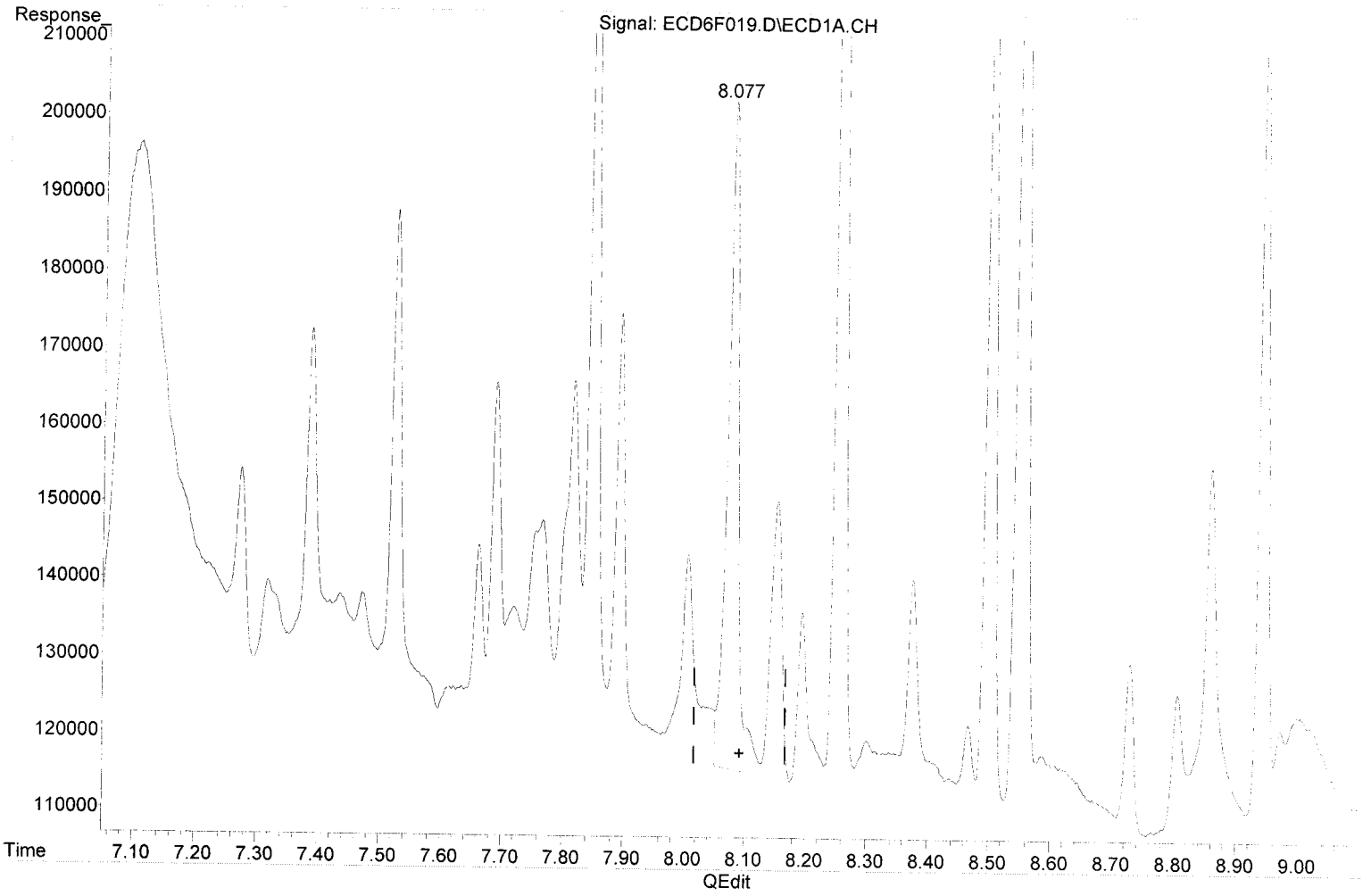

(43) Aroclor 1260 (3)

8.077min 9.235 ng/ml m 6/6/19

response 86673

(+) = Expected Retention Time

Quantitation Report (Not Reviewed)

Data Path : S:\DATA\9F06006\
Data File : ECD6F019.D
Signal(s) : ECD1A.CH
Acq On : 06 Jun 2019 12:42 pm
Operator : MJB/KAK
Sample : 9F06006-IBL8
Misc :
ALS Vial : 1 Sample Multiplier: 1

Integration File: PCB1.e
Quant Time: Jun 06 13:34:26 2019
Quant Method : S:\METHODS\FECD6_QUANTPCB_190524.M
Quant Title : PCB Data Analysis
QLast Update : Tue May 28 13:15:51 2019
Response via : Initial Calibration
Integrator: ChemStation 6890 Scale Mode: Small noise peaks clipped

	Compound	R.T.	Response	Conc Units
48)	Aroclor 1262 (1)	7.524	66954	6.550 ng/ml
49)	Aroclor 1262 (2)	7.848	119820	8.001 ng/ml
50)	Aroclor 1262 (3)	8.103	11496	0.941 ng/ml
51)	Aroclor 1262 (4)	8.254	188352	6.748 ng/ml
52)	Aroclor 1262 (5)	8.550	171573	10.377 ng/ml
53)	Aroclor 1262 (6)	8.942	124297	14.512 ng/ml
54)	Aroclor 1262 - AVE	0.000	0	N.D. ng/ml
55)	Aroclor 1268 (1)	8.078	92124	14.108 ng/ml
56)	Aroclor 1268 (2)	8.500	134462	4.206 ng/ml
57)	Aroclor 1268 (3)	8.550	171573	6.443 ng/ml
58)	Aroclor 1268 (4)	8.728	32604	1.377 ng/ml
59)	Aroclor 1268 (5)	8.942	124297	12.750 ng/ml
60)	Aroclor 1268 (6)	9.185	96020	1.371 ng/ml
61)	Aroclor 1268 - AVE	0.000	0	N.D. ng/ml

(f)=RT Delta > 1/2 Window (m)=manual int.

Quantitation Report (Not Reviewed)

Data Path : S:\DATA\9F06006\
Data File : ECD6F019.D
Signal(s) : ECD1A.CH
Acq On : 06 Jun 2019 12:42 pm
Operator : MJB/KAK
Sample : 9F06006-IBL8
Misc :
ALS Vial : 1 Sample Multiplier: 1

Integration File: PCB1.e
Quant Time: Jun 06 13:34:26 2019
Quant Method : S:\METHODS\FECD6_QUANTPCB_190524.M
Quant Title : PCB Data Analysis
QLast Update : Tue May 28 13:15:51 2019
Response via : Initial Calibration
Integrator: ChemStation 6890 Scale Mode: Small noise peaks clipped

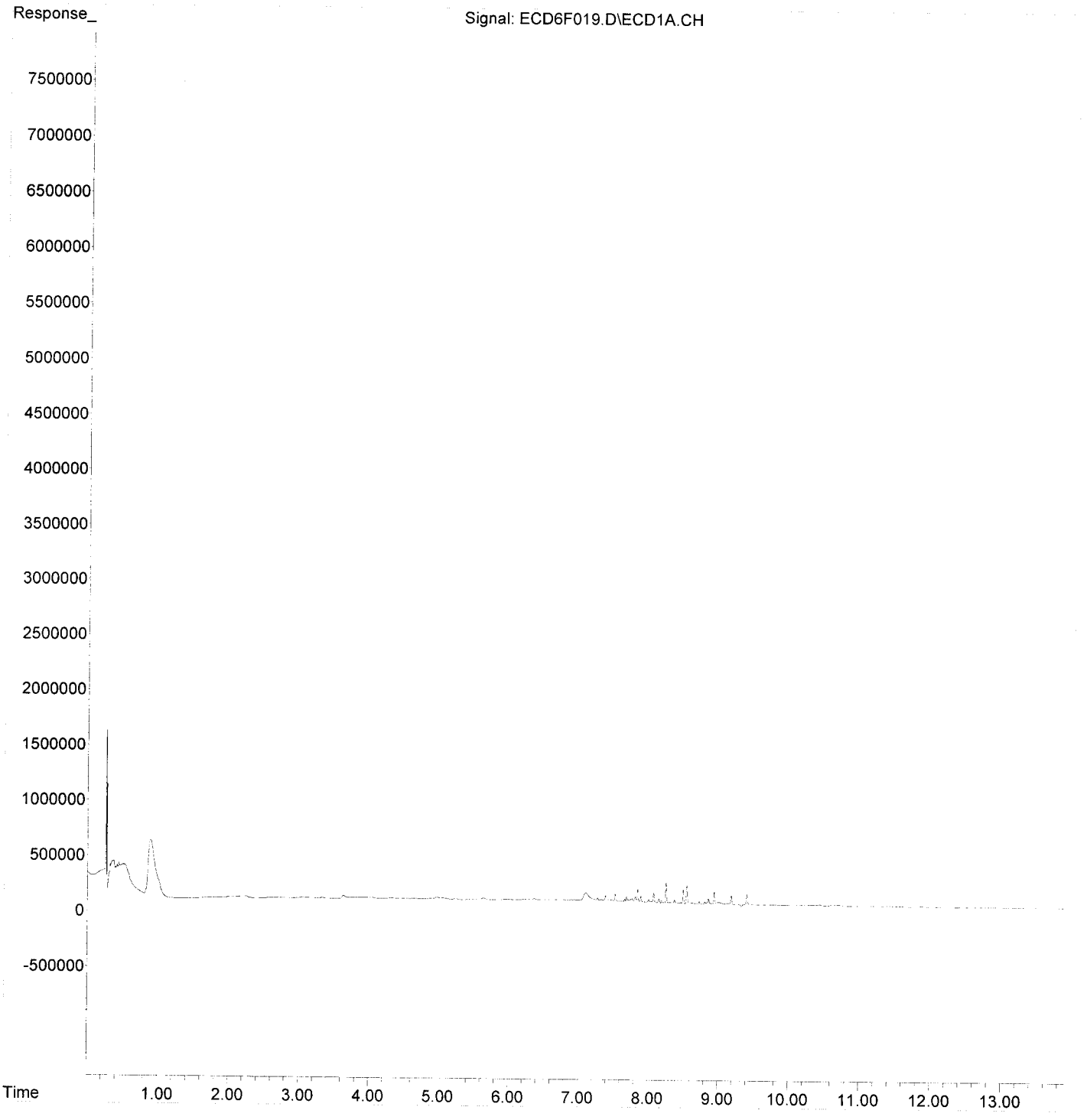

Quantitation Report (Not Reviewed)

Data Path : S:\DATA\9F06006\
Data File : ECD6F020.D
Signal(s) : ECD1A.CH
Acq On : 06 Jun 2019 12:59 pm
Operator : MJB/KAK
Sample : 9F06006-CCV2
Misc :
ALS Vial : 2 Sample Multiplier: 1

Integration File: PCB1.e
Quant Time: Jun 06 13:31:19 2019
Quant Method : S:\METHODS\FECD6_QUANTPCB_190524.M
Quant Title : PCB Data Analysis
QLast Update : Tue May 28 13:15:51 2019
Response via : Initial Calibration
Integrator: ChemStation 6890 Scale Mode: Small noise peaks clipped

6/6/19

	Compound	R.T.	Response	Conc	Units
	System Monitoring Compounds				
1)	S TCMX (S)	4.646	33045585	237.952	ng/ml
62)	S DCBP (S)	9.409	38304024	271.049	ng/ml
	Target Compounds				
2)	Aroclor 1016 (1)	5.572	2584197	469.489	ng/ml
3)	Aroclor 1016 (2)	5.990	5268380	490.343	ng/ml
4)	Aroclor 1016 (3)	6.071	2594131	464.286	ng/ml
5)	Aroclor 1016 (4)	6.232	2197575	467.809	ng/ml
6)	Aroclor 1016 (5)	6.453	2669470	474.806	ng/ml
7)	Aroclor 1016 (6)	6.580	1787570	463.292	ng/ml
8)	Aroclor 1016 - AVE	0.000	0	N.D.	ng/ml
9)	Aroclor 1221 (1)	5.008	252531	141.789	ng/ml
10)	Aroclor 1221 (2)	5.127	273904	240.582	ng/ml
11)	Aroclor 1221 (3)	5.208	1221709	320.231	ng/ml
12)	Aroclor 1221 - AVE	0.000	0	N.D.	ng/ml
13)	Aroclor 1232 (1)	5.208	1221709	422.423	ng/ml
14)	Aroclor 1232 (2)	5.990	5268380	1308.301	ng/ml
15)	Aroclor 1232 (3)	6.071	2594131	1285.361	ng/ml
16)	Aroclor 1232 (4)	6.232	2197575	1462.958	ng/ml
17)	Aroclor 1232 (5)	6.453	2669470	1423.554	ng/ml
18)	Aroclor 1232 (6)	6.580	1787570	1164.677	ng/ml
19)	Aroclor 1232 - AVE	0.000	0	N.D.	ng/ml
20)	Aroclor 1242 (1)	5.572	2584197	601.291	ng/ml
21)	Aroclor 1242 (2)	5.990	5268380	615.601	ng/ml
22)	Aroclor 1242 (3)	6.071	2594131	625.668	ng/ml
23)	Aroclor 1242 (4)	6.232	2197575	663.062	ng/ml
24)	Aroclor 1242 (5)	6.453	2669470	627.676	ng/ml
25)	Aroclor 1242 (6)	6.580	1787570	504.907	ng/ml
26)	Aroclor 1242 - AVE	0.000	0	N.D.	ng/ml
27)	Aroclor 1248 (1)	5.990	5268380	1093.714	ng/ml
28)	Aroclor 1248 (2)	6.232	2197575	382.637	ng/ml
29)	Aroclor 1248 (3)	6.453	2669470	394.875	ng/ml
30)	Aroclor 1248 (4)	6.753	454698	63.554	ng/ml
31)	Aroclor 1248 (5)	6.783	1707224	247.016	ng/ml
32)	Aroclor 1248 (6)	7.274	3857214	938.002	ng/ml
33)	Aroclor 1248 - AVE	0.000	0	N.D.	ng/ml
34)	Aroclor 1254 (1)	6.783	1707224	206.200	ng/ml
35)	Aroclor 1254 (2)	6.897	1899636	188.497	ng/ml
36)	Aroclor 1254 (3)	7.274	3857214	254.574	ng/ml
37)	Aroclor 1254 (4)	7.438	512458	54.788	ng/ml
38)	Aroclor 1254 (5)	7.818	5135002	499.287	ng/ml
39)	Aroclor 1254 (6)	8.107	532692	168.032	ng/ml
40)	Aroclor 1254 - AVE	0.000	0	N.D.	ng/ml
41)	Aroclor 1260 (1)	7.387	5119430	486.300	ng/ml
42)	Aroclor 1260 (2)	7.525	6694363	517.342	ng/ml
43)	Aroclor 1260 (3)	8.080	4692527	500.008	ng/ml
44)	Aroclor 1260 (4)	8.255	11789293	508.320	ng/ml
45)	Aroclor 1260 (5)	8.552	7984422	517.309	ng/ml
46)	Aroclor 1260 (6)	8.942	3105076	498.193	ng/ml
47)	Aroclor 1260 - AVE	0.000	0	N.D.	ng/ml

471.67

504.58

Quantitation Report (Not Reviewed)

Data Path : S:\DATA\9F06006\
Data File : ECD6F020.D
Signal(s) : ECD1A.CH
Acq On : 06 Jun 2019 12:59 pm
Operator : MJB/KAK
Sample : 9F06006-CCV2
Misc :
ALS Vial : 2 Sample Multiplier: 1

Integration File: PCB1.e
Quant Time: Jun 06 13:31:19 2019
Quant Method : S:\METHODS\FECD6_QUANTPCB_190524.M
Quant Title : PCB Data Analysis
QLast Update : Tue May 28 13:15:51 2019
Response via : Initial Calibration
Integrator: ChemStation 6890 Scale Mode: Small noise peaks clipped

	Compound	R.T.	Response	Conc Units
48)	Aroclor 1262 (1)	7.525	6694363	654.929 ng/ml
49)	Aroclor 1262 (2)	7.848	4991721	333.318 ng/ml
50)	Aroclor 1262 (3)	8.080	4692527	384.132 ng/ml
51)	Aroclor 1262 (4)	8.255	11789293	422.355 ng/ml
52)	Aroclor 1262 (5)	8.552	7984422	482.913 ng/ml
53)	Aroclor 1262 (6)	8.942	3105076	362.533 ng/ml
54)	Aroclor 1262 - AVE	0.000	0	N.D. ng/ml
55)	Aroclor 1268 (1)	8.080	4692527	718.600 ng/ml
56)	Aroclor 1268 (2)	8.500	2620960	81.990 ng/ml
57)	Aroclor 1268 (3)	8.552	7984422	299.852 ng/ml
58)	Aroclor 1268 (4)	8.727	399122	16.861 ng/ml
59)	Aroclor 1268 (5)	8.942	3105076	318.504 ng/ml
60)	Aroclor 1268 (6)	9.186	886709	12.665 ng/ml
61)	Aroclor 1268 - AVE	0.000	0	N.D. ng/ml

(f)=RT Delta > 1/2 Window (m)=manual int.

Quantitation Report (Not Reviewed)

Data Path : S:\DATA\9F06006\
Data File : ECD6F020.D
Signal(s) : ECD1A.CH
Acq On : 06 Jun 2019 12:59 pm
Operator : MJB/KAK
Sample : 9F06006-CCV2
Misc :
ALS Vial : 2 Sample Multiplier: 1

Integration File: PCB1.e
Quant Time: Jun 06 13:31:19 2019
Quant Method : S:\METHODS\FECD6_QUANTPCB_190524.M
Quant Title : PCB Data Analysis
QLast Update : Tue May 28 13:15:51 2019
Response via : Initial Calibration
Integrator: ChemStation 6890 Scale Mode: Small noise peaks clipped

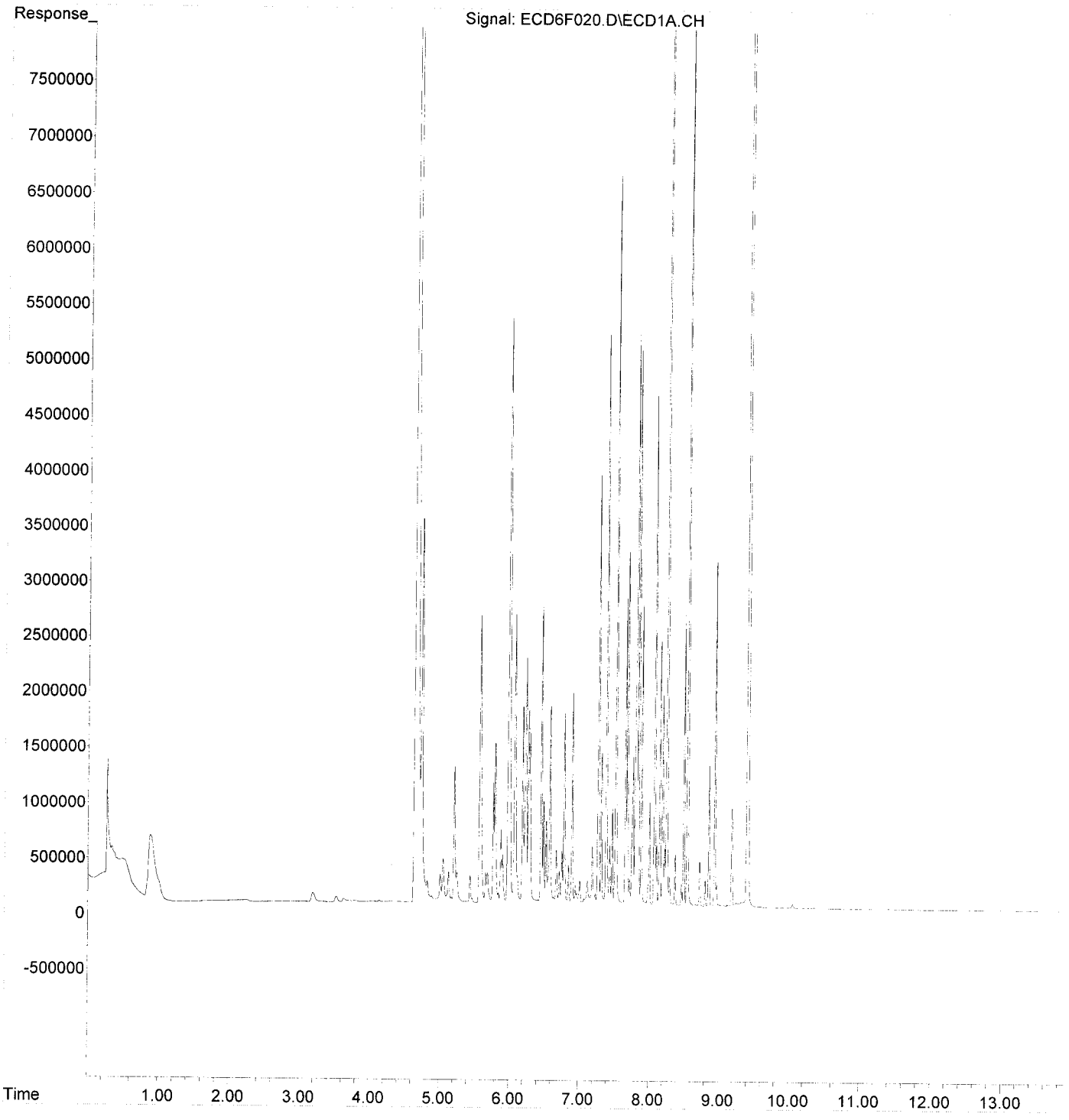

Quantitation Report (Not Reviewed)

Data Path : S:\DATA\9F06006\
Data File : ECD6F021.D
Signal(s) : ECD1A.CH
Acq On : 06 Jun 2019 1:18 pm
Operator : MJB/KAK
Sample : 9F06006-CCB2
Misc :
ALS Vial : 3 Sample Multiplier: 1

Integration File: PCB1.e
Quant Time: Jun 06 14:32:16 2019
Quant Method : S:\METHODS\FECD6_QUANTPCB_190524.M
Quant Title : PCB Data Analysis
QLast Update : Tue May 28 13:15:51 2019
Response via : Initial Calibration
Integrator: ChemStation 6890 Scale Mode: Small noise peaks clipped

6/6/19
Clean

	Compound	R.T.	Response	Conc Units
	System Monitoring Compounds			
1) S	TCMX (S)	4.645	11586055	83.428 ng/ml
62) S	DCBP (S)	9.409	14165756	100.240 ng/ml
	Target Compounds			
2)	Aroclor 1016 (1)	5.580	471	0.086 ng/ml
3)	Aroclor 1016 (2)	6.001	2694	0.251 ng/ml
4)	Aroclor 1016 (3)	6.082	2324	0.416 ng/ml
5)	Aroclor 1016 (4)	6.242	4356	0.927 ng/ml
6)	Aroclor 1016 (5)	6.467	3918	0.697 ng/ml
7)	Aroclor 1016 (6)	6.581	3519	0.912 ng/ml
8)	Aroclor 1016 - AVE	0.000	0	N.D. ng/ml
9)	Aroclor 1221 (1)	5.005	23816	13.372 ng/ml
10)	Aroclor 1221 (2)	5.104	32265	28.340 ng/ml
11)	Aroclor 1221 (3)	5.209	4326	1.134 ng/ml
12)	Aroclor 1221 - AVE	0.000	0	N.D. ng/ml
13)	Aroclor 1232 (1)	5.209	4326	1.496 ng/ml
14)	Aroclor 1232 (2)	6.001	2694	0.669 ng/ml
15)	Aroclor 1232 (3)	6.082	2324	1.151 ng/ml
16)	Aroclor 1232 (4)	6.242	4356	2.900 ng/ml
17)	Aroclor 1232 (5)	6.467	3918	2.089 ng/ml
18)	Aroclor 1232 (6)	6.581	3519	2.293 ng/ml
19)	Aroclor 1232 - AVE	0.000	0	N.D. ng/ml
20)	Aroclor 1242 (1)	5.586	418	0.097 ng/ml
21)	Aroclor 1242 (2)	6.001	2694	0.315 ng/ml
22)	Aroclor 1242 (3)	6.082	2324	0.560 ng/ml
23)	Aroclor 1242 (4)	6.242	4356	1.314 ng/ml
24)	Aroclor 1242 (5)	6.467	3918	0.921 ng/ml
25)	Aroclor 1242 (6)	6.600	2975	0.840 ng/ml
26)	Aroclor 1242 - AVE	0.000	0	N.D. ng/ml
27)	Aroclor 1248 (1)	6.001	2694	0.559 ng/ml
28)	Aroclor 1248 (2)	6.242	4356	0.758 ng/ml
29)	Aroclor 1248 (3)	6.467	3918	0.580 ng/ml
30)	Aroclor 1248 (4)	6.760	3631	0.508 ng/ml
31)	Aroclor 1248 (5)	6.800	3790	0.548 ng/ml
32)	Aroclor 1248 (6)	7.273	13622	3.313 ng/ml
33)	Aroclor 1248 - AVE	0.000	0	N.D. ng/ml
34)	Aroclor 1254 (1)	6.800	3790	0.458 ng/ml
35)	Aroclor 1254 (2)	6.907	3291	0.327 ng/ml
36)	Aroclor 1254 (3)	7.273	13622	0.899 ng/ml
37)	Aroclor 1254 (4)	7.458	7176	0.767 ng/ml
38)	Aroclor 1254 (5)	7.824	9950	0.967 ng/ml
39)	Aroclor 1254 (6)	8.126	1588	0.501 ng/ml
40)	Aroclor 1254 - AVE	0.000	0	N.D. ng/ml
41)	Aroclor 1260 (1)	7.390	7761	0.737 ng/ml
42)	Aroclor 1260 (2)	7.543	9772	0.755 ng/ml
43)	Aroclor 1260 (3)	8.105	1999	0.213 ng/ml
44)	Aroclor 1260 (4)	8.275	784	0.034 ng/ml
45)	Aroclor 1260 (5)	8.553	4779	0.310 ng/ml
46)	Aroclor 1260 (6)	8.945	2600	0.417 ng/ml
47)	Aroclor 1260 - AVE	0.000	0	N.D. ng/ml

Quantitation Report (Not Reviewed)

Data Path : S:\DATA\9F06006\
Data File : ECD6F021.D
Signal(s) : ECD1A.CH
Acq On : 06 Jun 2019 1:18 pm
Operator : MJB/KAK
Sample : 9F06006-CCB2
Misc :
ALS Vial : 3 Sample Multiplier: 1

Integration File: PCB1.e
Quant Time: Jun 06 14:32:16 2019
Quant Method : S:\METHODS\FECD6_QUANTPCB_190524.M
Quant Title : PCB Data Analysis
QLast Update : Tue May 28 13:15:51 2019
Response via : Initial Calibration
Integrator: ChemStation 6890 Scale Mode: Small noise peaks clipped

	Compound	R.T.	Response	Conc Units
48)	Aroclor 1262 (1)	7.543	9772	0.956 ng/ml
49)	Aroclor 1262 (2)	7.847	5646	0.377 ng/ml
50)	Aroclor 1262 (3)	8.105	1999	0.164 ng/ml
51)	Aroclor 1262 (4)	8.275	784	0.028 ng/ml
52)	Aroclor 1262 (5)	8.553	4779	0.289 ng/ml
53)	Aroclor 1262 (6)	8.945	2600	0.304 ng/ml
54)	Aroclor 1262 - AVE	0.000	0	N.D. ng/ml
55)	Aroclor 1268 (1)	8.074	4304	0.659 ng/ml
56)	Aroclor 1268 (2)	8.500	2863	0.090 ng/ml
57)	Aroclor 1268 (3)	8.553	4779	0.179 ng/ml
58)	Aroclor 1268 (4)	8.729	97038	4.099 ng/ml
59)	Aroclor 1268 (5)	8.945	2600	0.267 ng/ml
60)	Aroclor 1268 (6)	9.187	139176	1.988 ng/ml
61)	Aroclor 1268 - AVE	0.000	0	N.D. ng/ml

(f)=RT Delta > 1/2 Window (m)=manual int.

Quantitation Report (Not Reviewed)

Data Path : S:\DATA\9F06006\
Data File : ECD6F021.D
Signal(s) : ECD1A.CH
Acq On : 06 Jun 2019 1:18 pm
Operator : MJB/KAK
Sample : 9F06006-CCB2
Misc :
ALS Vial : 3 Sample Multiplier: 1

Integration File: PCB1.e
Quant Time: Jun 06 14:32:16 2019
Quant Method : S:\METHODS\FECD6_QUANTPCB_190524.M
Quant Title : PCB Data Analysis
QLast Update : Tue May 28 13:15:51 2019
Response via : Initial Calibration
Integrator: ChemStation 6890 Scale Mode: Small noise peaks clipped

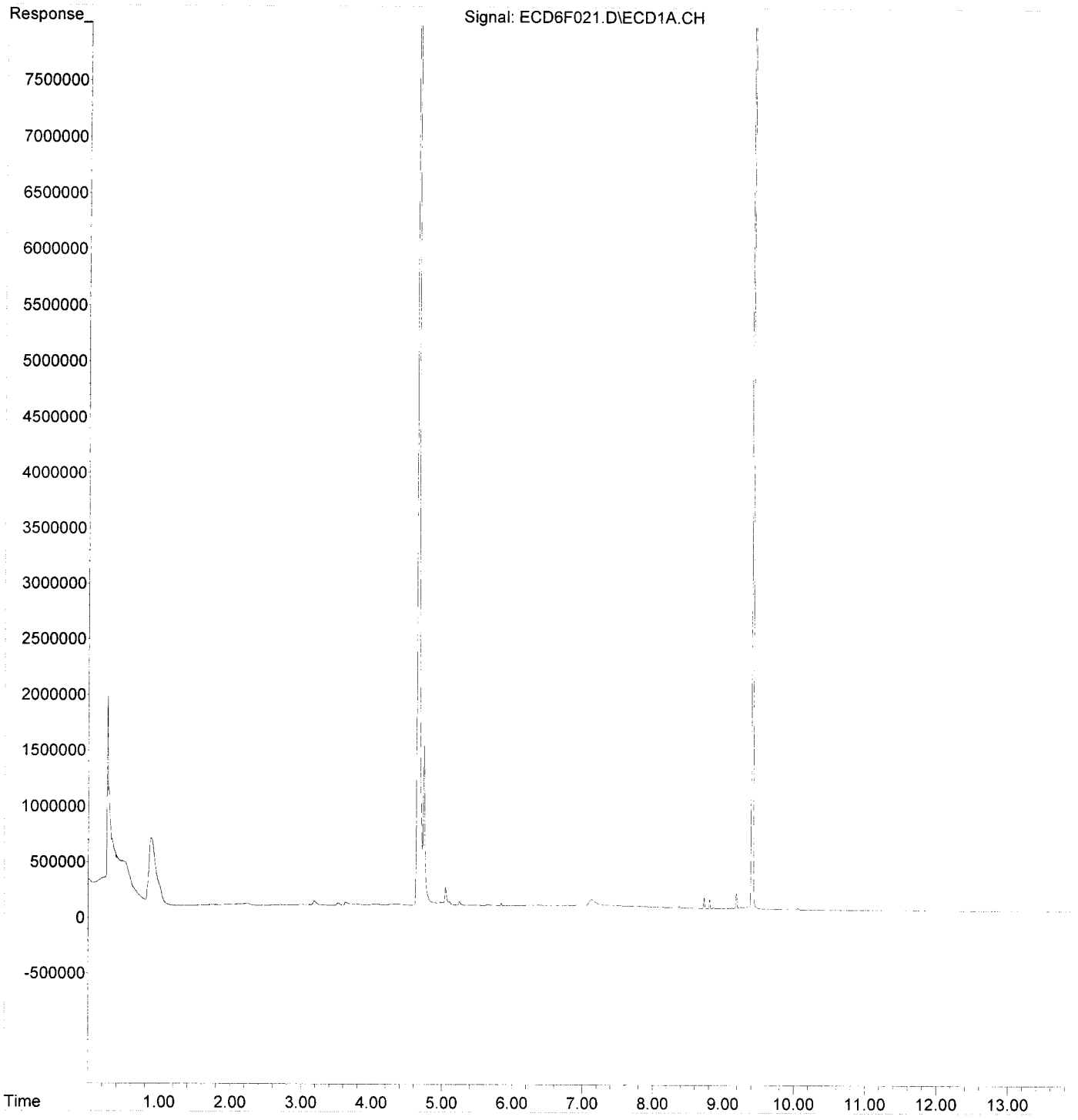

APEX LABORATORIES, LLC
12232 SW Garden Place Tigard OR 97223
phone 503-718-2323
fax 503-718-0333

Polychlorinated Biphenyls by EPA 8082A
Benchsheet & Analysis Sequence Data

Sequence 9F06007 (A9E0838-15RE1,16RE1)

ELEMENT SEQUENCE LOG

Apex Laboratories

Sequence: **9F06007** Instrument: **DUALECD6R**

Date: **06/06/19 07:10** Calibration: **A9E2802**

#	Lab Number	Matrix	Analysis	Client	Due	Batch	ISTD ID	STD ID
1	9F06007-CCV1	Sediment	QC	QC				A19E079
2	9F06007-CCB1	Sediment	QC	QC				A19E080
3	A9E0838-15RE1	Sediment	8082 PCBs - Low Level (2mL FV)	Anchor QEA, LLC	06/07/19	9060524		
4	9F06007-IBL1	Sediment	QC	QC				
5	9060524-MS3	Sediment	QC	QC		9060524		
6	9F06007-IBL2	Sediment	QC	QC				
7	9060524-MSD3	Sediment	QC	QC		9060524		
8	9F06007-IBL3	Sediment	QC	QC				
9	A9E0838-16RE1	Sediment	8082 PCBs - Low Level (2mL FV)	Anchor QEA, LLC	06/07/19	9060524		
10	9F06007-IBL4	Sediment	QC	QC				
11	A9E0849-02RE1	Sediment	8082 PCBs - Low Level (2mL FV)	Anchor QEA, LLC	06/07/19	9060524		
12	9F06007-IBL5	Sediment	QC	QC				
13	A9E0849-08RE1	Sediment	8082 PCBs - Low Level (2mL FV)	Anchor QEA, LLC	06/07/19	9060524		
14	9F06007-IBL6	Sediment	QC	QC				
15	A9E0849-09RE1	Sediment	8082 PCBs - Low Level (2mL FV)	Anchor QEA, LLC	06/07/19	9060524		
16	9F06007-IBL7	Sediment	QC	QC				
17	A9E0927-02RE1	Sediment	8082 PCBs - Low Level (2mL FV)	Anchor QEA, LLC	06/10/19	9060524		
18	9F06007-IBL8	Sediment	QC	QC				
19	9F06007-CCV2	Sediment	QC	QC				A19E079
20	9F06007-CCB2	Sediment	QC	QC				A19E080

Comments:

Data Entered By: 6/7/19

Data Reviewed By: MJB 6/7/19

TOTAL AROCLOR AVERAGE RESULTS

The average result for the 1016 and 1260 selected peaks are reported here to facilitate data entry and review. Averages are done on all individual peaks and must be for matrix spikes if all peaks are not used in the average.

9F06007-CCV1

Aroclor 1016

Peak	Initial Res
1016 (1)	554.09
1016 (2)	570.99
1016 (3)	587.28
1016 (4)	506.54
1016 (5)	487.61
1016 (6)	493.85
Average:	**533.39** ✓

Aroclor 1260

Peak	Initial Res
1260 (1)	482.41
1260 (2)	494.07
1260 (3)	493.22
1260 (4)	547.40
1260 (5)	503.92
1260 (6)	487.13
Average:	**501.36** ✓

9060524-MS3

Aroclor 1016

Peak	Initial Res
1016 (1)	855.19
1016 (2)	968.14
1016 (3)	889.90
1016 (4)	879.51
1016 (5)	838.06
1016 (6)	789.96
Average:	**870.13** ✓

Aroclor 1260

Peak	Initial Res
1260 (1)	Ø 894.94
1260 (2)	Ø 946.56
1260 (3)	Ø 903.09
1260 (4)	1,078.96
1260 (5)	911.13
1260 (6)	943.31
Average:	~~946.33~~ ✓ 977.80 ✓

MB 6/7/19

TOTAL AROCLOR AVERAGE RESULTS

The average result for the 1016 and 1260 selected peaks are reported here to facilitate data entry and review. Averages are done on all individual peaks and must be for matrix spikes if all peaks are not used in the average.

9060524-MSD3

Aroclor 1016

Peak	Initial Res
1016 (1)	881.97
1016 (2)	1,000.62
1016 (3)	910.30
1016 (4)	903.23
1016 (5)	836.70
1016 (6)	814.43
Average:	**891.21**

Aroclor 1260

Peak	Initial Res
1260 (1)	910.43
1260 (2)	983.49
1260 (3)	953.66
1260 (4)	1,109.12
1260 (5)	963.30
1260 (6)	947.71
Average:	~~977.95~~ 1006.71

MB 6/7/19

9F06007-CCV2

Aroclor 1016

Peak	Initial Res
1016 (1)	588.27
1016 (2)	594.78
1016 (3)	607.23
1016 (4)	524.54
1016 (5)	504.13
1016 (6)	519.90
Average:	**556.48**

Aroclor 1260

Peak	Initial Res
1260 (1)	503.18
1260 (2)	515.35
1260 (3)	506.82
1260 (4)	568.61
1260 (5)	519.44
1260 (6)	502.05
Average:	**519.24**

Quantitation Report (Not Reviewed)

Data Path : S:\DATA\9F06007\
Data File : ECD6R002.D
Signal(s) : ECD2B.CH
Acq On : 06 Jun 2019 7:36 am
Operator : MJB/KAK
Sample : 9F06007-CCV1
Misc :
ALS Vial : 52 Sample Multiplier: 1

Integration File: PCB1.e
Quant Time: Jun 06 07:59:57 2019
Quant Method : T:\METHODS\RECD6_QUANTPCB_190524.M
Quant Title : PCB Data Analysis
QLast Update : Tue May 28 10:06:29 2019
Response via : Initial Calibration
Integrator: ChemStation 6890 Scale Mode: Small noise peaks clipped

	Compound	R.T.	Response	Conc	Units
	System Monitoring Compounds				
1) S	TCMX (S)	5.646	31424743	254.850	ng/ml
62) S	DCBP (S)	10.592	18797950	255.585	ng/ml
	Target Compounds				
2)	Aroclor 1016 (1)	6.324	2003559	554.086	ng/ml
3)	Aroclor 1016 (2)	6.815	3735234	570.990	ng/ml
4)	Aroclor 1016 (3)	6.943	1658519	587.279	ng/ml
5)	Aroclor 1016 (4)	7.029	1750790	506.543	ng/ml
6)	Aroclor 1016 (5)	7.074	1899593	487.611	ng/ml
7)	Aroclor 1016 (6)	7.200	1916853	493.849	ng/ml
8)	Aroclor 1016 - AVE	0.000	0	N.D.	ng/ml
9)	Aroclor 1221 (1)	5.811	153944	147.468	ng/ml
10)	Aroclor 1221 (2)	5.899	247383	255.090	ng/ml
11)	Aroclor 1221 (3)	5.987	1216190	365.529	ng/ml
12)	Aroclor 1221 - AVE	0.000	0	N.D.	ng/ml
13)	Aroclor 1232 (1)	5.987	1216190	449.854	ng/ml
14)	Aroclor 1232 (2)	6.324	2003559	1190.975	ng/ml
15)	Aroclor 1232 (3)	6.815	3735234	1296.020	ng/ml
16)	Aroclor 1232 (4)	7.029	1750790	1450.705	ng/ml
17)	Aroclor 1232 (5)	7.074	1899593	1442.114	ng/ml
18)	Aroclor 1232 (6)	7.200	1916853	1333.913	ng/ml
19)	Aroclor 1232 - AVE	0.000	0	N.D.	ng/ml
20)	Aroclor 1242 (1)	6.324	2003559	628.004	ng/ml
21)	Aroclor 1242 (2)	6.815	3735234	659.078	ng/ml
22)	Aroclor 1242 (3)	6.943	1658519	642.410	ng/ml
23)	Aroclor 1242 (4)	7.029	1750790	677.926	ng/ml
24)	Aroclor 1242 (5)	7.074	1899593	641.353	ng/ml
25)	Aroclor 1242 (6)	7.200	1916853	624.352	ng/ml
26)	Aroclor 1242 - AVE	0.000	0	N.D.	ng/ml
27)	Aroclor 1248 (1)	6.788	2980105	897.146	ng/ml
28)	Aroclor 1248 (2)	7.029	1750790	377.415	ng/ml
29)	Aroclor 1248 (3)	7.074	1899593	450.667	ng/ml
30)	Aroclor 1248 (4)	7.200	1916853	376.143	ng/ml
31)	Aroclor 1248 (5)	7.566	412634	68.809	ng/ml
32)	Aroclor 1248 (6)	7.725	1596928	283.034	ng/ml
33)	Aroclor 1248 - AVE	0.000	0	N.D.	ng/ml
34)	Aroclor 1254 (1)	7.543	1344324	214.073	ng/ml
35)	Aroclor 1254 (2)	7.725	1596928	158.147	ng/ml
36)	Aroclor 1254 (3)	8.037	874013	84.380	ng/ml
37)	Aroclor 1254 (4)	8.276	598589	78.921	ng/ml
38)	Aroclor 1254 (5)	8.612	4694777	600.130	ng/ml
39)	Aroclor 1254 (6)	8.858	3311947	1384.619	ng/ml
40)	Aroclor 1254 - AVE	0.000	0	N.D.	ng/ml
41)	Aroclor 1260 (1)	8.172	3766760	482.409	ng/ml
42)	Aroclor 1260 (2)	8.379	4610205	494.065	ng/ml
43)	Aroclor 1260 (3)	8.612	4694777	493.219	ng/ml
44)	Aroclor 1260 (4)	9.098	7339863	547.403	ng/ml
45)	Aroclor 1260 (5)	9.360	4371693	503.917	ng/ml
46)	Aroclor 1260 (6)	9.930	1634182	487.132	ng/ml
47)	Aroclor 1260 - AVE	0.000	0	N.D.	ng/ml

533.39

501.36

Quantitation Report (Not Reviewed)

Data Path : S:\DATA\9F06007\
Data File : ECD6R002.D
Signal(s) : ECD2B.CH
Acq On : 06 Jun 2019 7:36 am
Operator : MJB/KAK
Sample : 9F06007-CCV1
Misc :
ALS Vial : 52 Sample Multiplier: 1

Integration File: PCB1.e
Quant Time: Jun 06 07:59:57 2019
Quant Method : T:\METHODS\RECD6_QUANTPCB_190524.M
Quant Title : PCB Data Analysis
QLast Update : Tue May 28 10:06:29 2019
Response via : Initial Calibration
Integrator: ChemStation 6890 Scale Mode: Small noise peaks clipped

	Compound	R.T.	Response	Conc Units
48)	Aroclor 1262 (1)	8.379	4610205	642.172 ng/ml
49)	Aroclor 1262 (2)	8.680	3284392	327.189 ng/ml
50)	Aroclor 1262 (3)	8.858	3311947	411.573 ng/ml
51)	Aroclor 1262 (4)	9.098	7339863	434.856 ng/ml
52)	Aroclor 1262 (5)	9.360	4371693	425.625 ng/ml
53)	Aroclor 1262 (6)	9.930	1634182	371.638 ng/ml
54)	Aroclor 1262 - AVE	0.000	0	N.D. ng/ml
55)	Aroclor 1268 (1)	8.898	257405	56.080 ng/ml
56)	Aroclor 1268 (2)	9.360	4371693	226.312 ng/ml
57)	Aroclor 1268 (3)	9.423	1678487	106.425 ng/ml
58)	Aroclor 1268 (4)	9.638	137040	10.143 ng/ml
59)	Aroclor 1268 (5)	9.930	1634182	313.377 ng/ml
60)	Aroclor 1268 (6)	10.281	483773	13.509 ng/ml
61)	Aroclor 1268 - AVE	0.000	0	N.D. ng/ml

(f)=RT Delta > 1/2 Window (m)=manual int.

Quantitation Report (Not Reviewed)

Data Path : S:\DATA\9F06007\
Data File : ECD6R002.D
Signal(s) : ECD2B.CH
Acq On : 06 Jun 2019 7:36 am
Operator : MJB/KAK
Sample : 9F06007-CCV1
Misc :
ALS Vial : 52 Sample Multiplier: 1

Integration File: PCB1.e
Quant Time: Jun 06 07:59:57 2019
Quant Method : T:\METHODS\RECD6_QUANTPCB_190524.M
Quant Title : PCB Data Analysis
QLast Update : Tue May 28 10:06:29 2019
Response via : Initial Calibration
Integrator: ChemStation 6890 Scale Mode: Small noise peaks clipped

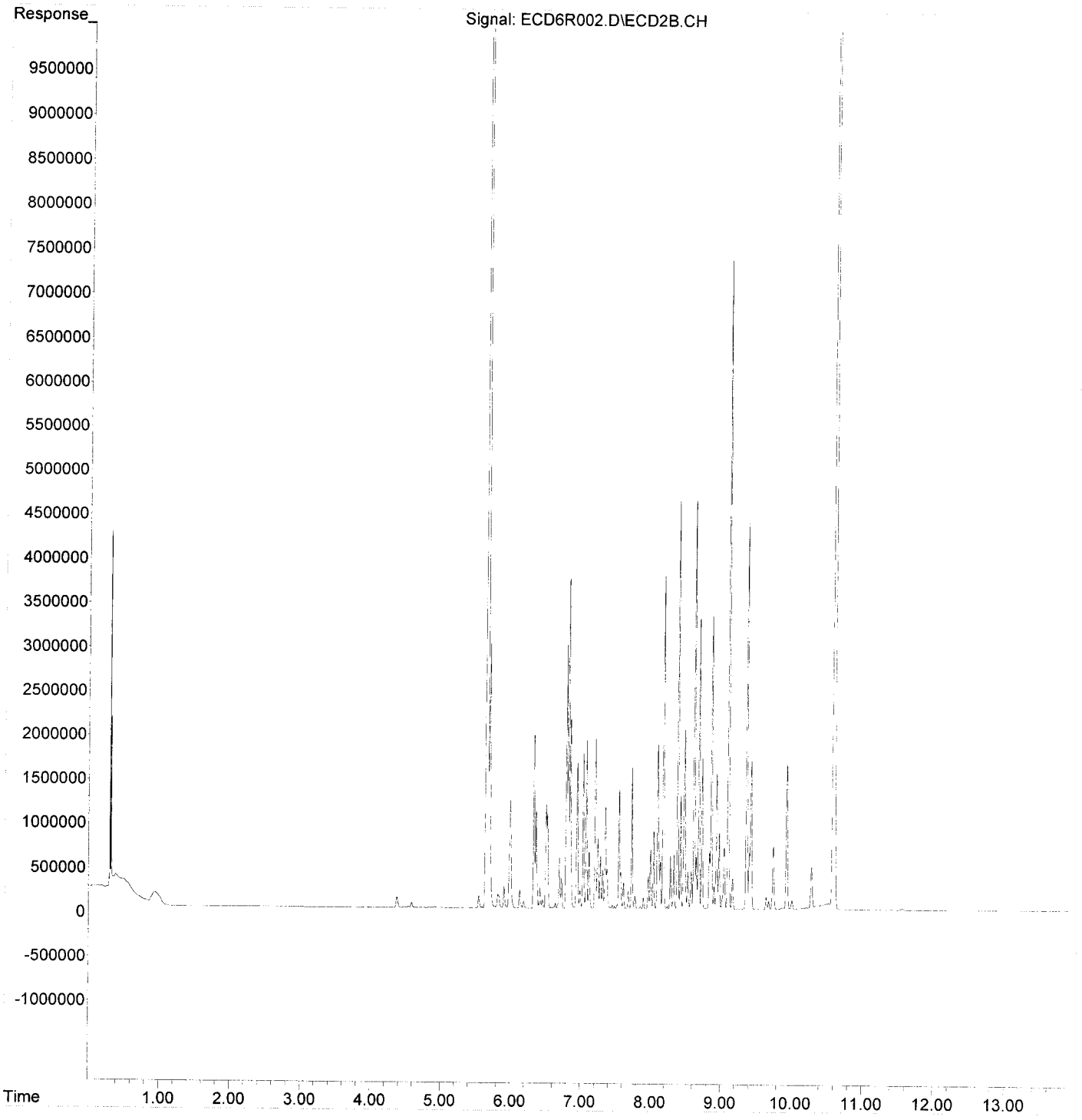

Quantitation Report (Not Reviewed)

Data Path : S:\DATA\9F06007\
Data File : ECD6R003.D
Signal(s) : ECD2B.CH
Acq On : 06 Jun 2019 7:54 am
Operator : MJB/KAK
Sample : 9F06007-CCB1
Misc :
ALS Vial : 53 Sample Multiplier: 1

Integration File: PCB1.e
Quant Time: Jun 07 08:22:50 2019
Quant Method : T:\METHODS\RECD6_QUANTPCB_190524.M
Quant Title : PCB Data Analysis
QLast Update : Tue May 28 10:06:29 2019
Response via : Initial Calibration
Integrator: ChemStation 6890 Scale Mode: Small noise peaks clipped

6/7/19

clean

	Compound	R.T.	Response	Conc Units
	System Monitoring Compounds			
1) S	TCMX (S)	5.647	12629882	102.426 ng/ml
62) S	DCBP (S)	10.592	7359078	100.057 ng/ml
	Target Compounds			
2)	Aroclor 1016 (1)	6.344	1676	0.464 ng/ml
3)	Aroclor 1016 (2)	6.827	5225	0.799 ng/ml
4)	Aroclor 1016 (3)	6.953	3162	1.120 ng/ml
5)	Aroclor 1016 (4)	7.037	1542	0.446 ng/ml
6)	Aroclor 1016 (5)	7.081	1534	0.394 ng/ml
7)	Aroclor 1016 (6)	7.207	1615	0.416 ng/ml
8)	Aroclor 1016 - AVE	0.000	0	N.D. ng/ml
9)	Aroclor 1221 (1)	5.794	11537	11.052 ng/ml
10)	Aroclor 1221 (2)	5.971f	178853	184.425 ng/ml N.P.M.
11)	Aroclor 1221 (3)	5.971	178853	53.755 ng/ml
12)	Aroclor 1221 - AVE	0.000	0	N.D. ng/ml
13)	Aroclor 1232 (1)	5.971	178853	66.156 ng/ml
14)	Aroclor 1232 (2)	6.344	1676	0.996 ng/ml
15)	Aroclor 1232 (3)	6.827	5225	1.813 ng/ml
16)	Aroclor 1232 (4)	7.037	1542	1.277 ng/ml
17)	Aroclor 1232 (5)	7.081	1534	1.164 ng/ml
18)	Aroclor 1232 (6)	7.207	1615	1.124 ng/ml
19)	Aroclor 1232 - AVE	0.000	0	N.D. ng/ml
20)	Aroclor 1242 (1)	6.344	1676	0.525 ng/ml
21)	Aroclor 1242 (2)	6.827	5225	0.922 ng/ml
22)	Aroclor 1242 (3)	6.953	3162	1.225 ng/ml
23)	Aroclor 1242 (4)	7.037	1542	0.597 ng/ml
24)	Aroclor 1242 (5)	7.081	1534	0.518 ng/ml
25)	Aroclor 1242 (6)	7.207	1615	0.526 ng/ml
26)	Aroclor 1242 - AVE	0.000	0	N.D. ng/ml
27)	Aroclor 1248 (1)	6.801	4286	1.290 ng/ml
28)	Aroclor 1248 (2)	7.037	1542	0.332 ng/ml
29)	Aroclor 1248 (3)	7.081	1534	0.364 ng/ml
30)	Aroclor 1248 (4)	7.207	1615	0.317 ng/ml
31)	Aroclor 1248 (5)	7.569	1344	0.224 ng/ml
32)	Aroclor 1248 (6)	7.780f	5451	0.966 ng/ml
33)	Aroclor 1248 - AVE	0.000	0	N.D. ng/ml
34)	Aroclor 1254 (1)	7.551	1428	0.227 ng/ml
35)	Aroclor 1254 (2)	7.780f	5451	0.540 ng/ml
36)	Aroclor 1254 (3)	8.036	2603	0.251 ng/ml
37)	Aroclor 1254 (4)	8.278	2405	0.317 ng/ml
38)	Aroclor 1254 (5)	8.612	3016	0.386 ng/ml
39)	Aroclor 1254 (6)	8.855	1443	0.603 ng/ml
40)	Aroclor 1254 - AVE	0.000	0	N.D. ng/ml
41)	Aroclor 1260 (1)	8.175	2772	0.355 ng/ml
42)	Aroclor 1260 (2)	8.381	3753	0.402 ng/ml
43)	Aroclor 1260 (3)	8.612	3016	0.317 ng/ml
44)	Aroclor 1260 (4)	9.098	1974	0.147 ng/ml
45)	Aroclor 1260 (5)	9.361	1673	0.193 ng/ml
46)	Aroclor 1260 (6)	9.927	2919	0.870 ng/ml
47)	Aroclor 1260 - AVE	0.000	0	N.D. ng/ml

Quantitation Report (Not Reviewed)

Data Path : S:\DATA\9F06007\
Data File : ECD6R003.D
Signal(s) : ECD2B.CH
Acq On : 06 Jun 2019 7:54 am
Operator : MJB/KAK
Sample : 9F06007-CCB1
Misc :
ALS Vial : 53 Sample Multiplier: 1

Integration File: PCB1.e
Quant Time: Jun 07 08:22:50 2019
Quant Method : T:\METHODS\RECD6_QUANTPCB_190524.M
Quant Title : PCB Data Analysis
QLast Update : Tue May 28 10:06:29 2019
Response via : Initial Calibration
Integrator: ChemStation 6890 Scale Mode: Small noise peaks clipped

	Compound	R.T.	Response	Conc Units
48)	Aroclor 1262 (1)	8.381	3753	0.523 ng/ml
49)	Aroclor 1262 (2)	8.680	2016	0.201 ng/ml
50)	Aroclor 1262 (3)	8.855	1443	0.179 ng/ml
51)	Aroclor 1262 (4)	9.098	1974	0.117 ng/ml
52)	Aroclor 1262 (5)	9.361	1673	0.163 ng/ml
53)	Aroclor 1262 (6)	9.927	2919	0.664 ng/ml
54)	Aroclor 1262 - AVE	0.000	0	N.D. ng/ml
55)	Aroclor 1268 (1)	8.904	1002	0.218 ng/ml
56)	Aroclor 1268 (2)	9.361	1673	0.087 ng/ml
57)	Aroclor 1268 (3)	9.425	1956	0.124 ng/ml
58)	Aroclor 1268 (4)	9.638	34758	2.573 ng/ml
59)	Aroclor 1268 (5)	9.927	2919	0.560 ng/ml
60)	Aroclor 1268 (6)	10.281	70623	1.972 ng/ml
61)	Aroclor 1268 - AVE	0.000	0	N.D. ng/ml

(f)=RT Delta > 1/2 Window (m)=manual int.

Quantitation Report (Not Reviewed)

Data Path : S:\DATA\9F06007\
Data File : ECD6R003.D
Signal(s) : ECD2B.CH
Acq On : 06 Jun 2019 7:54 am
Operator : MJB/KAK
Sample : 9F06007-CCB1
Misc :
ALS Vial : 53 Sample Multiplier: 1

Integration File: PCB1.e
Quant Time: Jun 07 08:22:50 2019
Quant Method : T:\METHODS\RECD6_QUANTPCB_190524.M
Quant Title : PCB Data Analysis
QLast Update : Tue May 28 10:06:29 2019
Response via : Initial Calibration
Integrator: ChemStation 6890 Scale Mode: Small noise peaks clipped

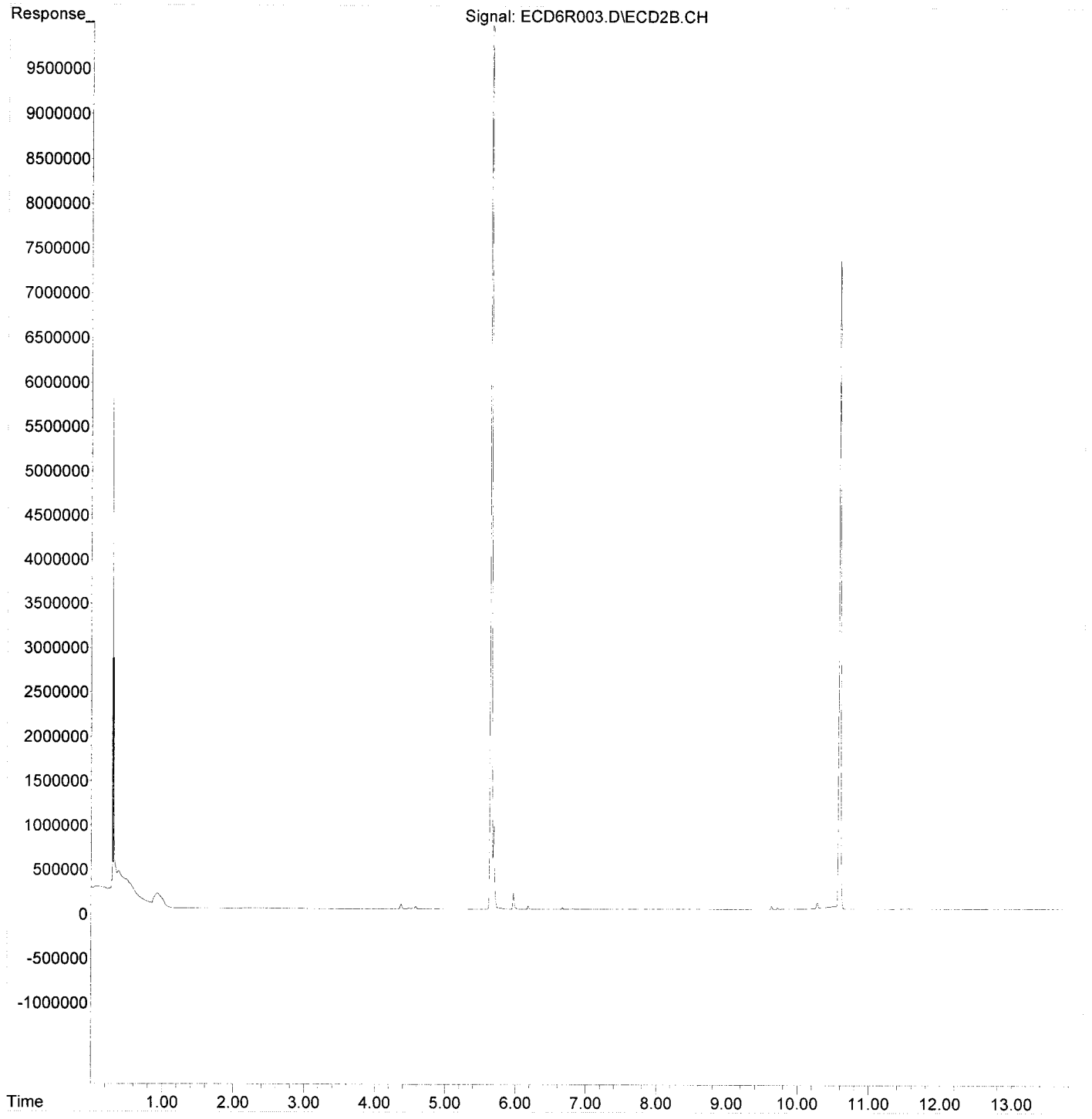

Quantitation Report (Not Reviewed)

Data Path : S:\DATA\9F06007\
Data File : ECD6R004.D
Signal(s) : ECD2B.CH
Acq On : 06 Jun 2019 8:12 am
Operator : MJB/KAK
Sample : A9E0838-15RE1
Misc :
ALS Vial : 54 Sample Multiplier: 1

Integration File: PCB1.e
Quant Time: Jun 07 08:23:01 2019
Quant Method : T:\METHODS\RECD6_QUANTPCB_190524.M
Quant Title : PCB Data Analysis
QLast Update : Tue May 28 10:06:29 2019
Response via : Initial Calibration
Integrator: ChemStation 6890 Scale Mode: Small noise peaks clipped

6/7/19

1242 (5)
1254 P-10
1260 P-10

	Compound	R.T.	Response	Conc	Units
	System Monitoring Compounds				
1)	S TCMX (S)	5.647	22367573	181.398	ng/ml
62)	S DCBP (S)	10.591	13996510	190.303	ng/ml
	Target Compounds				
2)	Aroclor 1016 (1)	6.323	31139	8.611	ng/ml
3)	Aroclor 1016 (2)	6.814	97663	14.929	ng/ml
4)	Aroclor 1016 (3)	6.945	47701	16.891	ng/ml
5)	Aroclor 1016 (4)	7.028	196281	56.789	ng/ml
6)	Aroclor 1016 (5)	7.074	165177	42.400	ng/ml
7)	Aroclor 1016 (6)	7.199	125311	32.285	ng/ml
8)	Aroclor 1016 - AVE	0.000	0	N.D.	ng/ml
9)	Aroclor 1221 (1)	5.825	7538	7.221	ng/ml
10)	Aroclor 1221 (2)	5.902	3489	3.598	ng/ml
11)	Aroclor 1221 (3)	5.997	42443	12.756	ng/ml
12)	Aroclor 1221 - AVE	0.000	0	N.D.	ng/ml
13)	Aroclor 1232 (1)	5.997	42443	15.699	ng/ml
14)	Aroclor 1232 (2)	6.323	31139	18.510	ng/ml
15)	Aroclor 1232 (3)	6.814	97663	33.886	ng/ml
16)	Aroclor 1232 (4)	7.028	196281	162.639	ng/ml
17)	Aroclor 1232 (5)	7.074	165177	125.397	ng/ml
18)	Aroclor 1232 (6)	7.199	125311	87.203	ng/ml
19)	Aroclor 1232 - AVE	0.000	0	N.D.	ng/ml
20)	Aroclor 1242 (1)	6.323	31139	9.760	ng/ml
21)	Aroclor 1242 (2)	6.814	97663	17.233	ng/ml
22)	Aroclor 1242 (3)	6.945	47701	18.477	ng/ml
23)	Aroclor 1242 (4)	7.028	196281 Ø	76.002	ng/ml
24)	Aroclor 1242 (5)	7.074	165177 Ø	55.768	ng/ml
25)	Aroclor 1242 (6)	7.199	125311 Ø	40.816	ng/ml
26)	Aroclor 1242 - AVE	0.000	0	N.D.	ng/ml
27)	Aroclor 1248 (1)	6.788	62665	18.865	ng/ml
28)	Aroclor 1248 (2)	7.028	196281	42.312	ng/ml
29)	Aroclor 1248 (3)	7.074	165177	39.187	ng/ml
30)	Aroclor 1248 (4)	7.199	125311	24.590	ng/ml
31)	Aroclor 1248 (5)	7.565	183272	30.562	ng/ml
32)	Aroclor 1248 (6)	7.723	737214	130.661	ng/ml
33)	Aroclor 1248 - AVE	0.000	0	N.D.	ng/ml
34)	Aroclor 1254 (1)	7.542	445259	70.904	ng/ml
35)	Aroclor 1254 (2)	7.723	737214	73.008	ng/ml
36)	Aroclor 1254 (3)	8.034	627901	60.619	ng/ml
37)	Aroclor 1254 (4)	8.274	347889	45.867	ng/ml
38)	Aroclor 1254 (5)	8.609	743009 Ø	94.978	ng/ml
39)	Aroclor 1254 (6)	8.855	287293 Ø	120.108	ng/ml
40)	Aroclor 1254 - AVE	0.000	0	N.D.	ng/ml
41)	Aroclor 1260 (1)	8.170	609149 Ø	78.014	ng/ml
42)	Aroclor 1260 (2)	8.377	735528 Ø	78.825	ng/ml
43)	Aroclor 1260 (3)	8.609	743009 Ø	78.058	ng/ml
44)	Aroclor 1260 (4)	9.097	548019	40.871	ng/ml
45)	Aroclor 1260 (5)	9.358	341119	39.320	ng/ml
46)	Aroclor 1260 (6)	9.928	129631	38.642	ng/ml
47)	Aroclor 1260 - AVE	0.000	0	N.D.	ng/ml

15.157

62.600

39.611

Quantitation Report (Not Reviewed)

Data Path : S:\DATA\9F06007\
Data File : ECD6R004.D
Signal(s) : ECD2B.CH
Acq On : 06 Jun 2019 8:12 am
Operator : MJB/KAK
Sample : A9E0838-15RE1
Misc :
ALS Vial : 54 Sample Multiplier: 1

Integration File: PCB1.e
Quant Time: Jun 07 08:23:01 2019
Quant Method : T:\METHODS\RECD6_QUANTPCB_190524.M
Quant Title : PCB Data Analysis
QLast Update : Tue May 28 10:06:29 2019
Response via : Initial Calibration
Integrator: ChemStation 6890 Scale Mode: Small noise peaks clipped

	Compound	R.T.	Response	Conc Units
48)	Aroclor 1262 (1)	8.377	735528	102.454 ng/ml
49)	Aroclor 1262 (2)	8.678	318684	31.747 ng/ml
50)	Aroclor 1262 (3)	8.855	287293	35.702 ng/ml
51)	Aroclor 1262 (4)	9.097	548019	32.468 ng/ml
52)	Aroclor 1262 (5)	9.358	341119	33.211 ng/ml
53)	Aroclor 1262 (6)	9.928	129631	29.480 ng/ml
54)	Aroclor 1262 - AVE	0.000	0	N.D. ng/ml
55)	Aroclor 1268 (1)	8.898	43511	9.480 ng/ml
56)	Aroclor 1268 (2)	9.358	341119	17.659 ng/ml
57)	Aroclor 1268 (3)	9.422	150778	9.560 ng/ml
58)	Aroclor 1268 (4)	9.637	56538	4.185 ng/ml
59)	Aroclor 1268 (5)	9.928	129631	24.859 ng/ml
60)	Aroclor 1268 (6)	10.279	106813	2.983 ng/ml
61)	Aroclor 1268 - AVE	0.000	0	N.D. ng/ml

(f)=RT Delta > 1/2 Window (m)=manual int.

Quantitation Report (Not Reviewed)

Data Path : S:\DATA\9F06007\
Data File : ECD6R004.D
Signal(s) : ECD2B.CH
Acq On : 06 Jun 2019 8:12 am
Operator : MJB/KAK
Sample : A9E0838-15RE1
Misc :
ALS Vial : 54 Sample Multiplier: 1

Integration File: PCB1.e
Quant Time: Jun 07 08:23:01 2019
Quant Method : T:\METHODS\RECD6_QUANTPCB_190524.M
Quant Title : PCB Data Analysis
QLast Update : Tue May 28 10:06:29 2019
Response via : Initial Calibration
Integrator: ChemStation 6890 Scale Mode: Small noise peaks clipped

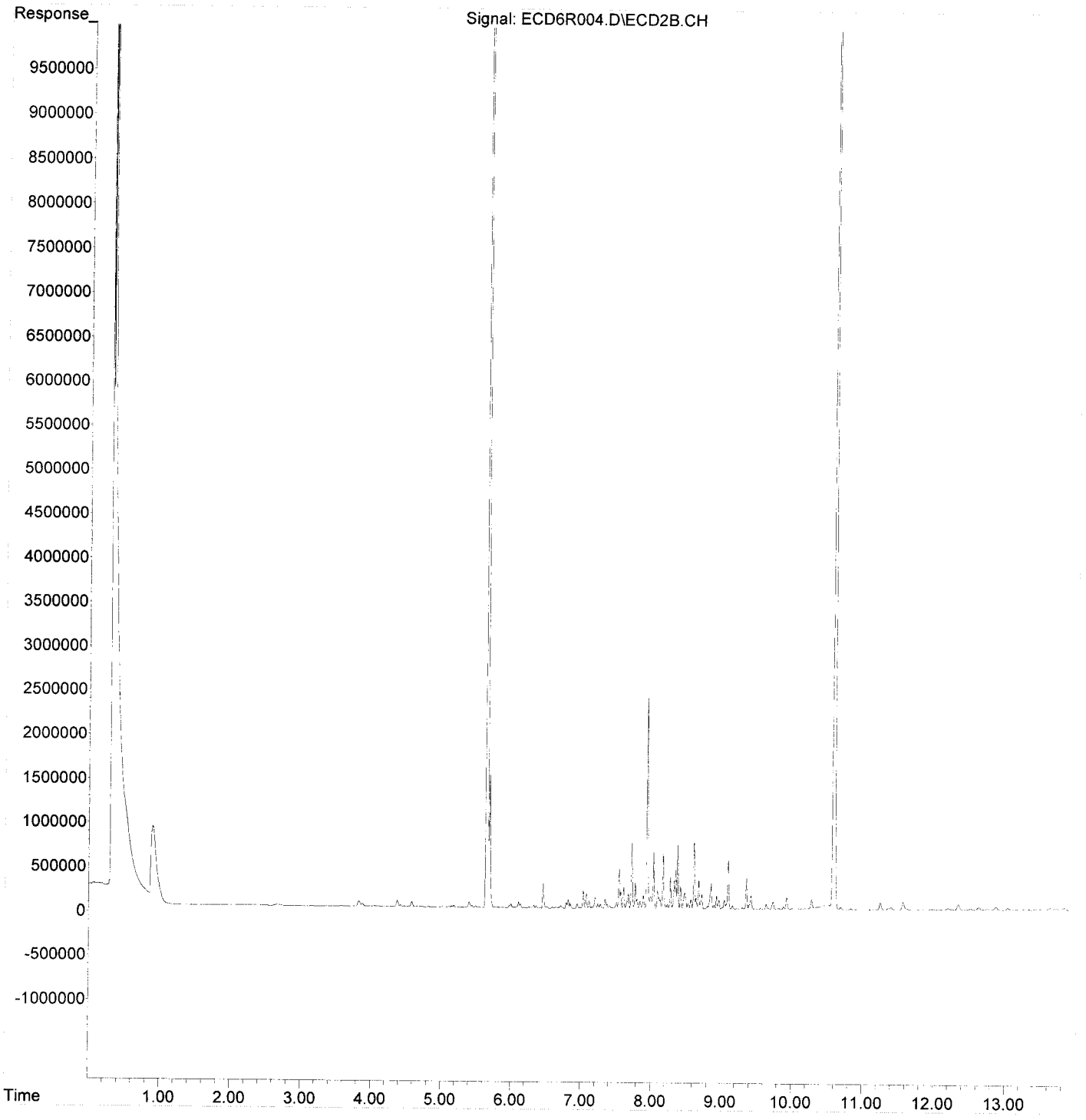

Quantitation Report (Not Reviewed)

Data Path : S:\DATA\9F06007\
Data File : ECD6R006.D
Signal(s) : ECD2B.CH
Acq On : 06 Jun 2019 8:48 am
Operator : MJB/KAK
Sample : 9060524-MS3
Misc :
ALS Vial : 55 Sample Multiplier: 1

Integration File: PCB1.e
Quant Time: Jun 07 08:23:12 2019
Quant Method : T:\METHODS\RECD6_QUANTPCB_190524.M
Quant Title : PCB Data Analysis
QLast Update : Tue May 28 10:06:29 2019
Response via : Initial Calibration
Integrator: ChemStation 6890 Scale Mode: Small noise peaks clipped

6/7/19

	Compound	R.T.	Response	Conc	Units
	System Monitoring Compounds				
1)	S TCMX (S)	5.647	22869866	185.471	ng/ml
62)	S DCBP (S)	10.591	15405909	209.465	ng/ml
	Target Compounds				
2)	Aroclor 1016 (1)	6.325	3092347	855.192	ng/ml
3)	Aroclor 1016 (2)	6.816	6333265	968.140	ng/ml
4)	Aroclor 1016 (3)	6.943	2513146	889.902	ng/ml
5)	Aroclor 1016 (4)	7.029	3039906	879.513	ng/ml
6)	Aroclor 1016 (5)	7.074	3264859	838.064	ng/ml
7)	Aroclor 1016 (6)	7.200	3066204	789.962	ng/ml
8)	Aroclor 1016 - AVE	0.000	0	N.D.	ng/ml
9)	Aroclor 1221 (1)	5.812	201926	193.432	ng/ml
10)	Aroclor 1221 (2)	5.900	342369	353.035	ng/ml
11)	Aroclor 1221 (3)	5.988	1773951	533.166	ng/ml
12)	Aroclor 1221 - AVE	0.000	0	N.D.	ng/ml
13)	Aroclor 1232 (1)	5.988	1773951	656.163	ng/ml
14)	Aroclor 1232 (2)	6.325	3092347	1838.183	ng/ml
15)	Aroclor 1232 (3)	6.816	6333265	2197.464	ng/ml
16)	Aroclor 1232 (4)	7.029	3039906	2518.866	ng/ml
17)	Aroclor 1232 (5)	7.074	3264859	2478.582	ng/ml
18)	Aroclor 1232 (6)	7.200	3066204	2133.732	ng/ml
19)	Aroclor 1232 - AVE	0.000	0	N.D.	ng/ml
20)	Aroclor 1242 (1)	6.325	3092347	969.278	ng/ml
21)	Aroclor 1242 (2)	6.816	6333265	1117.497	ng/ml
22)	Aroclor 1242 (3)	6.943	2513146	973.441	ng/ml
23)	Aroclor 1242 (4)	7.029	3039906	1177.087	ng/ml
24)	Aroclor 1242 (5)	7.074	3264859	1102.303	ng/ml
25)	Aroclor 1242 (6)	7.200	3066204	998.716	ng/ml
26)	Aroclor 1242 - AVE	0.000	0	N.D.	ng/ml
27)	Aroclor 1248 (1)	6.789	5257590	1582.772	ng/ml
28)	Aroclor 1248 (2)	7.029	3039906	655.307	ng/ml
29)	Aroclor 1248 (3)	7.074	3264859	774.568	ng/ml
30)	Aroclor 1248 (4)	7.200	3066204	601.679	ng/ml
31)	Aroclor 1248 (5)	7.565	790699	131.853	ng/ml
32)	Aroclor 1248 (6)	7.724	3135428	555.712	ng/ml
33)	Aroclor 1248 - AVE	0.000	0	N.D.	ng/ml
34)	Aroclor 1254 (1)	7.543	2415704	384.682	ng/ml
35)	Aroclor 1254 (2)	7.724	3135428	310.507	ng/ml
36)	Aroclor 1254 (3)	8.035	1689189	163.079	ng/ml
37)	Aroclor 1254 (4)	8.275	1175251	154.950	ng/ml
38)	Aroclor 1254 (5)	8.610	8596230	1098.850	ng/ml
39)	Aroclor 1254 (6)	8.856	6264335	2618.917	ng/ml
40)	Aroclor 1254 - AVE	0.000	0	N.D.	ng/ml
41)	Aroclor 1260 (1)	8.171	6987888	894.939	ng/ml
42)	Aroclor 1260 (2)	8.378	8832543	946.564	ng/ml
43)	Aroclor 1260 (3)	8.610	8596230	903.093	ng/ml
44)	Aroclor 1260 (4)	9.097	14467184	1078.955	ng/ml
45)	Aroclor 1260 (5)	9.358	7904474	911.135	ng/ml
46)	Aroclor 1260 (6)	9.929	3164513	943.307	ng/ml
47)	Aroclor 1260 - AVE	0.000	0	N.D.	ng/ml

870.13

977.80 ~~946.35~~ MJB 6/7/19

Quantitation Report (Not Reviewed)

Data Path : S:\DATA\9F06007\
Data File : ECD6R006.D
Signal(s) : ECD2B.CH
Acq On : 06 Jun 2019 8:48 am
Operator : MJB/KAK
Sample : 9060524-MS3
Misc :
ALS Vial : 55 Sample Multiplier: 1

Integration File: PCB1.e
Quant Time: Jun 07 08:23:12 2019
Quant Method : T:\METHODS\RECD6_QUANTPCB_190524.M
Quant Title : PCB Data Analysis
QLast Update : Tue May 28 10:06:29 2019
Response via : Initial Calibration
Integrator: ChemStation 6890 Scale Mode: Small noise peaks clipped

	Compound	R.T.	Response	Conc	Units
48)	Aroclor 1262 (1)	8.378	8832543	1230.316	ng/ml
49)	Aroclor 1262 (2)	8.679	6296691	627.272	ng/ml
50)	Aroclor 1262 (3)	8.856	6264335	778.464	ng/ml
51)	Aroclor 1262 (4)	9.097	14467184	857.119	ng/ml
52)	Aroclor 1262 (5)	9.358	7904474	769.573	ng/ml
53)	Aroclor 1262 (6)	9.929	3164513	719.658	ng/ml
54)	Aroclor 1262 - AVE	0.000	0	N.D.	ng/ml
55)	Aroclor 1268 (1)	8.897	449119	97.849	ng/ml
56)	Aroclor 1268 (2)	9.358	7904474	409.196	ng/ml
57)	Aroclor 1268 (3)	9.422	3278910	207.901	ng/ml
58)	Aroclor 1268 (4)	9.637	164627	12.185	ng/ml
59)	Aroclor 1268 (5)	9.929	3164513	606.840	ng/ml
60)	Aroclor 1268 (6)	10.279	707767	19.764	ng/ml
61)	Aroclor 1268 - AVE	0.000	0	N.D.	ng/ml

(f)=RT Delta > 1/2 Window (m)=manual int.

Quantitation Report (Not Reviewed)

Data Path : S:\DATA\9F06007\
Data File : ECD6R006.D
Signal(s) : ECD2B.CH
Acq On : 06 Jun 2019 8:48 am
Operator : MJB/KAK
Sample : 9060524-MS3
Misc :
ALS Vial : 55 Sample Multiplier: 1

Integration File: PCB1.e
Quant Time: Jun 07 08:23:12 2019
Quant Method : T:\METHODS\RECD6_QUANTPCB_190524.M
Quant Title : PCB Data Analysis
QLast Update : Tue May 28 10:06:29 2019
Response via : Initial Calibration
Integrator: ChemStation 6890 Scale Mode: Small noise peaks clipped

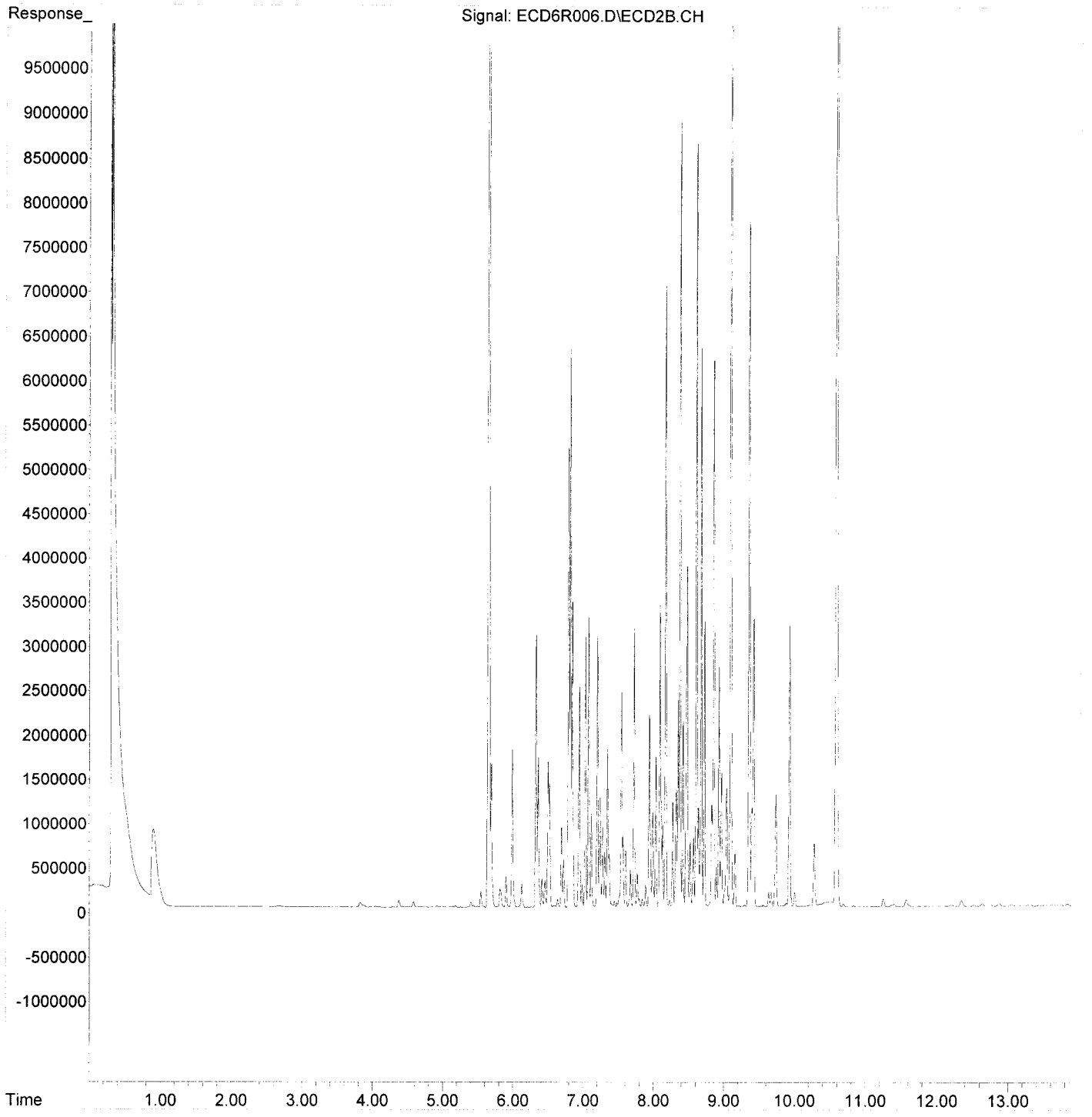

Quantitation Report (Not Reviewed)

Data Path : S:\DATA\9F06007\
Data File : ECD6R008.D
Signal(s) : ECD2B.CH
Acq On : 06 Jun 2019 9:24 am
Operator : MJB/KAK
Sample : 9060524-MSD3
Misc :
ALS Vial : 56 Sample Multiplier: 1

Integration File: PCB1.e
Quant Time: Jun 07 08:23:23 2019
Quant Method : T:\METHODS\RECD6_QUANTPCB_190524.M
Quant Title : PCB Data Analysis
QLast Update : Tue May 28 10:06:29 2019
Response via : Initial Calibration
Integrator: ChemStation 6890 Scale Mode: Small noise peaks clipped

6/7/19

		Compound	R.T.	Response	Conc	Units
		System Monitoring Compounds				
1)	S	TCMX (S)	5.647	24178006	196.080	ng/ml
62)	S	DCBP (S)	10.591	15447356	210.029	ng/ml
		Target Compounds				
2)		Aroclor 1016 (1)	6.325	3189183	881.971	ng/ml
3)		Aroclor 1016 (2)	6.816	6545741	1000.621	ng/ml
4)		Aroclor 1016 (3)	6.943	2570748	910.299	ng/ml
5)		Aroclor 1016 (4)	7.030	3121881	903.230	ng/ml
6)		Aroclor 1016 (5)	7.074	3259544	836.700	ng/ml
7)		Aroclor 1016 (6)	7.200	3161175	814.430	ng/ml
8)		Aroclor 1016 - AVE	0.000	0	N.D.	ng/ml
9)		Aroclor 1221 (1)	5.812	207986	199.237	ng/ml
10)		Aroclor 1221 (2)	5.899	360492	371.722	ng/ml
11)		Aroclor 1221 (3)	5.988	1841760	553.546	ng/ml
12)		Aroclor 1221 - AVE	0.000	0	N.D.	ng/ml
13)		Aroclor 1232 (1)	5.988	1841760	681.245	ng/ml
14)		Aroclor 1232 (2)	6.325	3189183	1895.745	ng/ml
15)		Aroclor 1232 (3)	6.816	6545741	2271.187	ng/ml
16)		Aroclor 1232 (4)	7.030	3121881	2586.791	ng/ml
17)		Aroclor 1232 (5)	7.074	3259544	2474.547	ng/ml
18)		Aroclor 1232 (6)	7.200	3161175	2199.822	ng/ml
19)		Aroclor 1232 - AVE	0.000	0	N.D.	ng/ml
20)		Aroclor 1242 (1)	6.325	3189183	999.631	ng/ml
21)		Aroclor 1242 (2)	6.816	6545741	1154.988	ng/ml
22)		Aroclor 1242 (3)	6.943	2570748	995.752	ng/ml
23)		Aroclor 1242 (4)	7.030	3121881	1208.828	ng/ml
24)		Aroclor 1242 (5)	7.074	3259544	1100.509	ng/ml
25)		Aroclor 1242 (6)	7.200	3161175	1029.650	ng/ml
26)		Aroclor 1242 - AVE	0.000	0	N.D.	ng/ml
27)		Aroclor 1248 (1)	6.789	5435136	1636.221	ng/ml
28)		Aroclor 1248 (2)	7.030	3121881	672.979	ng/ml
29)		Aroclor 1248 (3)	7.074	3259544	773.307	ng/ml
30)		Aroclor 1248 (4)	7.200	3161175	620.315	ng/ml
31)		Aroclor 1248 (5)	7.565	806201	134.438	ng/ml
32)		Aroclor 1248 (6)	7.725	3083860	546.572	ng/ml
33)		Aroclor 1248 - AVE	0.000	0	N.D.	ng/ml
34)		Aroclor 1254 (1)	7.543	2446007	389.508	ng/ml
35)		Aroclor 1254 (2)	7.725	3083860	305.400	ng/ml
36)		Aroclor 1254 (3)	8.035	1657191	159.990	ng/ml
37)		Aroclor 1254 (4)	8.275	1191217	157.055	ng/ml
38)		Aroclor 1254 (5)	8.611	9077532	1160.374	ng/ml
39)		Aroclor 1254 (6)	8.857	6393625	2672.969	ng/ml
40)		Aroclor 1254 - AVE	0.000	0	N.D.	ng/ml
41)		Aroclor 1260 (1)	8.171	7108874	910.434	ng/ml
42)		Aroclor 1260 (2)	8.378	9177121	983.491	ng/ml
43)		Aroclor 1260 (3)	8.611	9077532	953.658	ng/ml
44)		Aroclor 1260 (4)	9.097	14871643	1109.120	ng/ml
45)		Aroclor 1260 (5)	9.358	8357030	963.300	ng/ml
46)		Aroclor 1260 (6)	9.929	3179300	947.715	ng/ml
47)		Aroclor 1260 - AVE	0.000	0	N.D.	ng/ml

891.21

1006.71
~~977.95~~
MJB 6/7/19

Quantitation Report (Not Reviewed)

Data Path : S:\DATA\9F06007\
Data File : ECD6R008.D
Signal(s) : ECD2B.CH
Acq On : 06 Jun 2019 9:24 am
Operator : MJB/KAK
Sample : 9060524-MSD3
Misc :
ALS Vial : 56 Sample Multiplier: 1

Integration File: PCB1.e
Quant Time: Jun 07 08:23:23 2019
Quant Method : T:\METHODS\RECD6_QUANTPCB_190524.M
Quant Title : PCB Data Analysis
QLast Update : Tue May 28 10:06:29 2019
Response via : Initial Calibration
Integrator: ChemStation 6890 Scale Mode: Small noise peaks clipped

	Compound	R.T.	Response	Conc	Units
48)	Aroclor 1262 (1)	8.378	9177121	1278.314	ng/ml
49)	Aroclor 1262 (2)	8.679	6400375	637.601	ng/ml
50)	Aroclor 1262 (3)	8.857	6393625	794.531	ng/ml
51)	Aroclor 1262 (4)	9.097	14871643	881.081	ng/ml
52)	Aroclor 1262 (5)	9.358	8357030	813.634	ng/ml
53)	Aroclor 1262 (6)	9.929	3179300	723.021	ng/ml
54)	Aroclor 1262 - AVE	0.000	0	N.D.	ng/ml
55)	Aroclor 1268 (1)	8.897	442425	96.390	ng/ml
56)	Aroclor 1268 (2)	9.358	8357030	432.623	ng/ml
57)	Aroclor 1268 (3)	9.422	3255828	206.438	ng/ml
58)	Aroclor 1268 (4)	9.637	168960	12.505	ng/ml
59)	Aroclor 1268 (5)	9.929	3179300	609.676	ng/ml
60)	Aroclor 1268 (6)	10.279	719496	20.092	ng/ml
61)	Aroclor 1268 - AVE	0.000	0	N.D.	ng/ml

(f)=RT Delta > 1/2 Window (m)=manual int.

Quantitation Report (Not Reviewed)

Data Path : S:\DATA\9F06007\
Data File : ECD6R008.D
Signal(s) : ECD2B.CH
Acq On : 06 Jun 2019 9:24 am
Operator : MJB/KAK
Sample : 9060524-MSD3
Misc :
ALS Vial : 56 Sample Multiplier: 1

Integration File: PCB1.e
Quant Time: Jun 07 08:23:23 2019
Quant Method : T:\METHODS\RECD6_QUANTPCB_190524.M
Quant Title : PCB Data Analysis
QLast Update : Tue May 28 10:06:29 2019
Response via : Initial Calibration
Integrator: ChemStation 6890 Scale Mode: Small noise peaks clipped

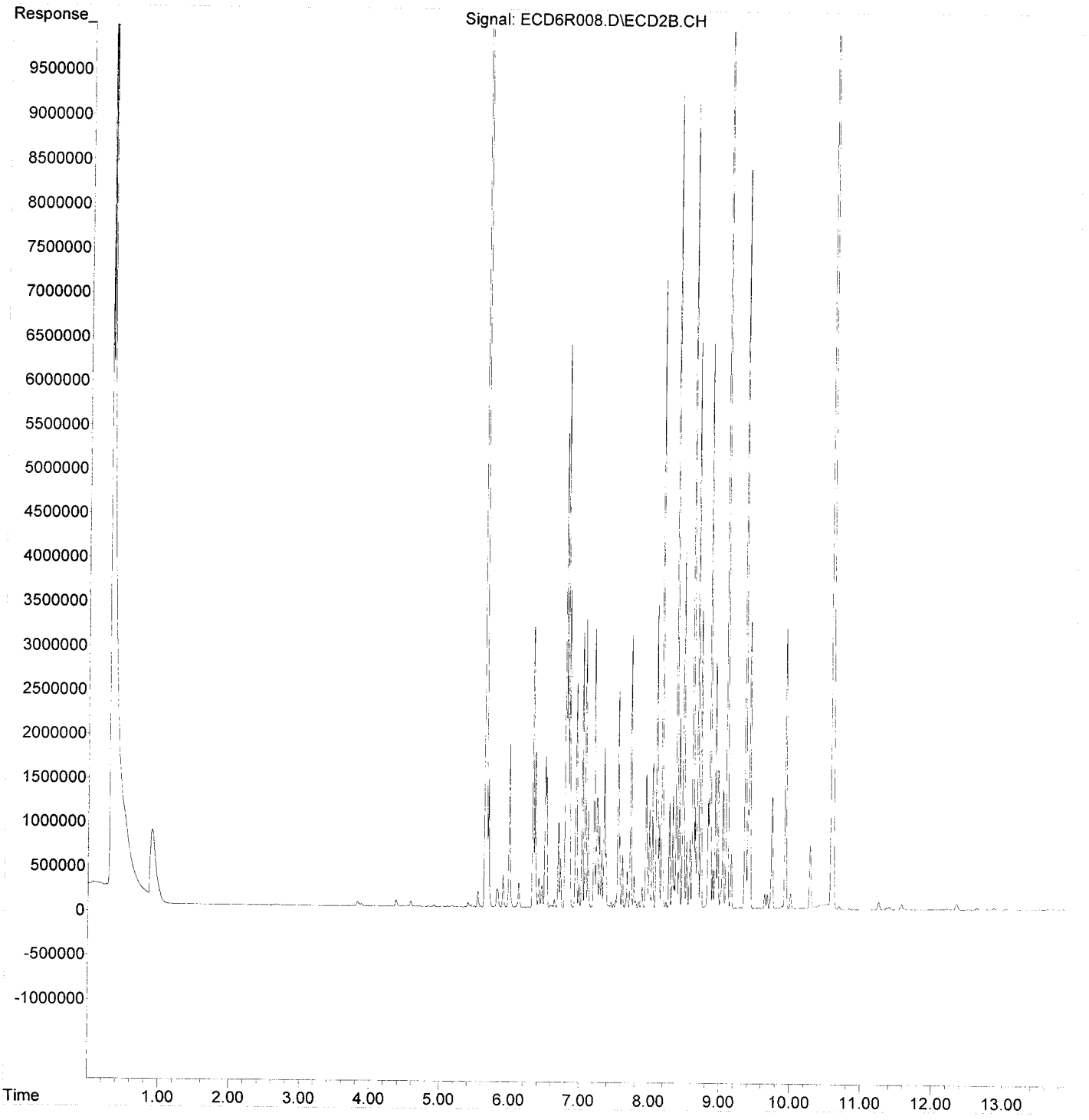

Quantitation Report (Not Reviewed)

Data Path : S:\DATA\9F06007\
Data File : ECD6R010.D
Signal(s) : ECD2B.CH
Acq On : 06 Jun 2019 10:00 am
Operator : MJB/KAK
Sample : A9E0838-16RE1
Misc :
ALS Vial : 57 Sample Multiplier: 1

Integration File: PCB1.e
Quant Time: Jun 07 08:23:34 2019
Quant Method : T:\METHODS\RECD6_QUANTPCB_190524.M
Quant Title : PCB Data Analysis
QLast Update : Tue May 28 10:06:29 2019
Response via : Initial Calibration
Integrator: ChemStation 6890 Scale Mode: Small noise peaks clipped

6/7/19
1254 P-10
1260 (S)

	Compound	R.T.	Response	Conc	Units	
	System Monitoring Compounds					
1) S	TCMX (S)	5.647	23466111	190.307	ng/ml	
62) S	DCBP (S)	10.591	15822871	215.134	ng/ml	
	Target Compounds					
2)	Aroclor 1016 (1)	6.323	16405	4.537	ng/ml	
3)	Aroclor 1016 (2)	6.815	63751	9.745	ng/ml	
4)	Aroclor 1016 (3)	6.946	29010	10.273	ng/ml	<MDL
5)	Aroclor 1016 (4)	7.029	92555 Ø	26.778	ng/ml	
6)	Aroclor 1016 (5)	7.074	85394 Ø	21.920	ng/ml	
7)	Aroclor 1016 (6)	7.199	72319 Ø	18.632	ng/ml	
8)	Aroclor 1016 - AVE	0.000	0	N.D.	ng/ml	
9)	Aroclor 1221 (1)	5.817	4355	4.172	ng/ml	
10)	Aroclor 1221 (2)	5.903	1617	1.667	ng/ml	
11)	Aroclor 1221 (3)	5.997	16726	5.027	ng/ml	
12)	Aroclor 1221 - AVE	0.000	0	N.D.	ng/ml	
13)	Aroclor 1232 (1)	5.997	16726	6.187	ng/ml	
14)	Aroclor 1232 (2)	6.323	16405	9.751	ng/ml	
15)	Aroclor 1232 (3)	6.815	63751	22.120	ng/ml	↑MDL ✓
16)	Aroclor 1232 (4)	7.029	92555 Ø	76.691	ng/ml	
17)	Aroclor 1232 (5)	7.074	85394 Ø	64.828	ng/ml	
18)	Aroclor 1232 (6)	7.199	72319 Ø	50.326	ng/ml	
19)	Aroclor 1232 - AVE	0.000	0	N.D.	ng/ml	
20)	Aroclor 1242 (1)	6.323	16405	5.142	ng/ml	
21)	Aroclor 1242 (2)	6.815	63751	11.249	ng/ml	
22)	Aroclor 1242 (3)	6.946	29010	11.237	ng/ml	<MDL
23)	Aroclor 1242 (4)	7.029	92555 Ø	35.838	ng/ml	
24)	Aroclor 1242 (5)	7.074	85394 Ø	28.831	ng/ml	
25)	Aroclor 1242 (6)	7.199	72319 Ø	23.555	ng/ml	
26)	Aroclor 1242 - AVE	0.000	0	N.D.	ng/ml	
27)	Aroclor 1248 (1)	6.788	39735	11.962	ng/ml	
28)	Aroclor 1248 (2)	7.029	92555	19.952	ng/ml	
29)	Aroclor 1248 (3)	7.074	85394	20.259	ng/ml	
30)	Aroclor 1248 (4)	7.199	72319	14.191	ng/ml	
31)	Aroclor 1248 (5)	7.566	121609	20.279	ng/ml	
32)	Aroclor 1248 (6)	7.722	305418	54.131	ng/ml	
33)	Aroclor 1248 - AVE	0.000	0	N.D.	ng/ml	
34)	Aroclor 1254 (1)	7.543	145051	23.098	ng/ml	
35)	Aroclor 1254 (2)	7.722	305418	30.246	ng/ml	
36)	Aroclor 1254 (3)	8.033	214704	20.728	ng/ml	23.608 ✓
37)	Aroclor 1254 (4)	8.275	154423	20.360	ng/ml	
38)	Aroclor 1254 (5)	8.610	270847 Ø	34.622	ng/ml	
39)	Aroclor 1254 (6)	8.856	130302 Ø	54.475	ng/ml	
40)	Aroclor 1254 - AVE	0.000	0	N.D.	ng/ml	
41)	Aroclor 1260 (1)	8.170	211450 Ø	27.080	ng/ml	
42)	Aroclor 1260 (2)	8.378	284726 Ø	30.513	ng/ml	
43)	Aroclor 1260 (3)	8.610	270847 Ø	28.454	ng/ml	19.208 ✓
44)	Aroclor 1260 (4)	9.097	250817	18.706	ng/ml	
45)	Aroclor 1260 (5)	9.358	163833	18.885	ng/ml	
46)	Aroclor 1260 (6)	9.929	67200	20.032	ng/ml	
47)	Aroclor 1260 - AVE	0.000	0	N.D.	ng/ml	

Quantitation Report (Not Reviewed)

Data Path : S:\DATA\9F06007\
Data File : ECD6R010.D
Signal(s) : ECD2B.CH
Acq On : 06 Jun 2019 10:00 am
Operator : MJB/KAK
Sample : A9E0838-16RE1
Misc :
ALS Vial : 57 Sample Multiplier: 1

Integration File: PCB1.e
Quant Time: Jun 07 08:23:34 2019
Quant Method : T:\METHODS\RECD6_QUANTPCB_190524.M
Quant Title : PCB Data Analysis
QLast Update : Tue May 28 10:06:29 2019
Response via : Initial Calibration
Integrator: ChemStation 6890 Scale Mode: Small noise peaks clipped

	Compound	R.T.	Response	Conc Units
48)	Aroclor 1262 (1)	8.378	284726	39.660 ng/ml
49)	Aroclor 1262 (2)	8.679	146271	14.571 ng/ml
50)	Aroclor 1262 (3)	8.856	130302	16.193 ng/ml
51)	Aroclor 1262 (4)	9.097	250817	14.860 ng/ml
52)	Aroclor 1262 (5)	9.358	163833	15.951 ng/ml
53)	Aroclor 1262 (6)	9.929	67200	15.282 ng/ml
54)	Aroclor 1262 - AVE	0.000	0	N.D. ng/ml
55)	Aroclor 1268 (1)	8.898	19170	4.177 ng/ml
56)	Aroclor 1268 (2)	9.358	163833	8.481 ng/ml
57)	Aroclor 1268 (3)	9.422	71010	4.502 ng/ml
58)	Aroclor 1268 (4)	9.638	59261	4.386 ng/ml
59)	Aroclor 1268 (5)	9.929	67200	12.887 ng/ml
60)	Aroclor 1268 (6)	10.281	78070	2.180 ng/ml
61)	Aroclor 1268 - AVE	0.000	0	N.D. ng/ml

(f)=RT Delta > 1/2 Window (m)=manual int.

Quantitation Report (Not Reviewed)

Data Path : S:\DATA\9F06007\
Data File : ECD6R010.D
Signal(s) : ECD2B.CH
Acq On : 06 Jun 2019 10:00 am
Operator : MJB/KAK
Sample : A9E0838-16RE1
Misc :
ALS Vial : 57 Sample Multiplier: 1

Integration File: PCB1.e
Quant Time: Jun 07 08:23:34 2019
Quant Method : T:\METHODS\RECD6_QUANTPCB_190524.M
Quant Title : PCB Data Analysis
QLast Update : Tue May 28 10:06:29 2019
Response via : Initial Calibration
Integrator: ChemStation 6890 Scale Mode: Small noise peaks clipped

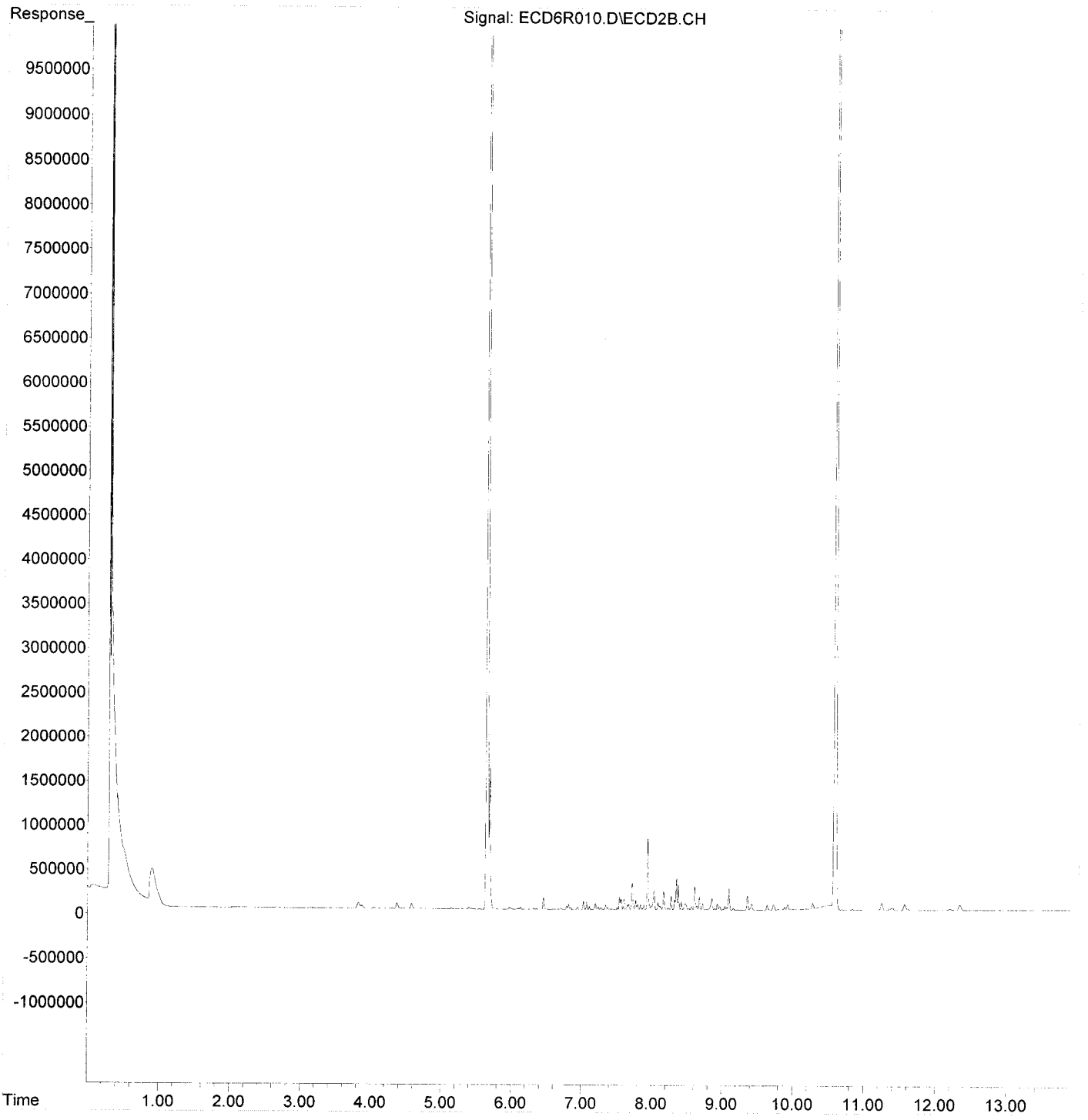

APEX LABORATORIES, LLC
12232 SW Garden Place Tigard OR 97223
phone 503-718-2323
fax 503-718-0333

Polychlorinated Biphenyls by EPA 8082A
Benchsheet & Analysis Sequence Data

Sequence 9F05018 (QC Only)

ELEMENT SEQUENCE LOG

Apex Laboratories

Sequence:	**9F05018**	Instrument:	**DUALECD2F**
Date:	**06/05/19 07:19**	Calibration:	**A9A3104**

#	Lab Number	Matrix	Analysis	Client	Due	Batch	ISTD ID	STD ID
1	9F05018-CCV1	Sediment	QC	QC				A19E079
2	9F05018-CCB1	Sediment	QC	QC				A19E080
3	9060524-BLK1	Sediment	QC	QC		9060524		
4	9060524-BS1	Sediment	QC	QC		9060524		
5	A9E0766-02RE1	Sediment	8082 PCBs - Low Level (2mL FV)	Anchor QEA, LLC	06/06/19	9060524		
6	9F05018-IBL1	Sediment	QC	QC				
7	9060524-DUP1	Sediment	QC	QC		9060524		
8	9F05018-IBL2	Sediment	QC	QC				
9	A9E0766-05RE1	Sediment	8082 PCBs - Low Level (2mL FV)	Anchor QEA, LLC	06/06/19	9060524		
10	9F05018-IBL3	Sediment	QC	QC				
11	9060524-MS1	Sediment	QC	QC		9060524		
12	9F05018-IBL4	Sediment	QC	QC				
13	9060524-MSD1	Sediment	QC	QC		9060524		
14	9F05018-IBL5	Sediment	QC	QC				
15	9F05018-CCV2	Sediment	QC	QC				A19E079
16	9F05018-CCB2	Sediment	QC	QC				A19E080

Comments:

Data Entered By: 6/6/19

Data Reviewed By: MJR 6/6/19

TOTAL AROCLOR AVERAGE RESULTS

The average result for the 1016 and 1260 selected peaks are reported here to facilitate data entry and review. Averages are done on all individual peaks and must be for matrix spikes if all peaks are not used in the average.

9F05018-CCV1

Aroclor 1016

Peak	Initial Res
1016 (1)	515.75
1016 (2)	562.79
1016 (3)	504.33
1016 (4)	472.70
1016 (5)	497.67
1016 (6)	480.91
Average:	**505.69** ✓

Aroclor 1260

Peak	Initial Res
1260 (1)	507.63
1260 (2)	487.47
1260 (3)	482.98
1260 (4)	476.04
1260 (5)	492.99
1260 (6)	494.54
Average:	**490.28** ✓

9060524-BS1

Aroclor 1016

Peak	Initial Res
1016 (1)	697.45
1016 (2)	809.20
1016 (3)	666.09
1016 (4)	744.96
1016 (5)	660.57
1016 (6)	619.93
Average:	**699.70** ✓

Aroclor 1260

Peak	Initial Res
1260 (1)	805.72
1260 (2)	867.87
1260 (3)	831.06
1260 (4)	915.00
1260 (5)	856.86
1260 (6)	981.56
Average:	**876.35** ✓

TOTAL AROCLOR AVERAGE RESULTS

The average result for the 1016 and 1260 selected peaks are reported here to facilitate data entry and review. Averages are done on all individual peaks and must be for matrix spikes if all peaks are not used in the average.

9060524-MS1

Aroclor 1016

Peak	Initial Res
1016 (1)	893.93
1016 (2)	982.21
1016 (3)	861.07
1016 (4)	876.95
1016 (5)	853.40
1016 (6)	832.13
Average:	**883.28** ✓

Aroclor 1260

Peak	Initial Res
1260 (1)	955.11
1260 (2)	1,018.56
1260 (3)	978.44
1260 (4)	991.39
1260 (5)	991.86
1260 (6)	1,032.18
Average:	**994.59** ✓

9060524-MSD1

Aroclor 1016

Peak	Initial Res
1016 (1)	872.93
1016 (2)	966.49
1016 (3)	871.08
1016 (4)	884.68
1016 (5)	861.96
1016 (6)	804.95
Average:	**877.02** ✓

Aroclor 1260

Peak	Initial Res
1260 (1)	948.46
1260 (2)	982.83
1260 (3)	972.15
1260 (4)	988.85
1260 (5)	955.52
1260 (6)	1,047.54
Average:	**982.56** ✓

TOTAL AROCLOR AVERAGE RESULTS

The average result for the 1016 and 1260 selected peaks are reported here to facilitate data entry and review. Averages are done on all individual peaks and must be for matrix spikes if all peaks are not used in the average.

9F05018-CCV2

Aroclor 1016

Peak	Initial Res
1016 (1)	536.06
1016 (2)	569.15
1016 (3)	523.13
1016 (4)	496.30
1016 (5)	499.88
1016 (6)	498.51
Average:	**520.51** ✓

Aroclor 1260

Peak	Initial Res
1260 (1)	510.32
1260 (2)	496.07
1260 (3)	512.90
1260 (4)	495.41
1260 (5)	523.43
1260 (6)	545.12
Average:	**513.88** ✓

Quantitation Report (Not Reviewed)

Data Path : K:\DATA\9F05018\
Data File : ECD2F002.D
Signal(s) : ECD1A.CH
Acq On : 05 Jun 2019 7:48 am
Operator : MJB / KAK
Sample : 9F05018-CCV1
Misc :
ALS Vial : 2 Sample Multiplier: 1

Integration File: PCB1.e
Quant Time: Jun 05 08:12:27 2019
Quant Method : K:\METHODS\FECD2_QUANTPCB_190130RTD.M
Quant Title : PCB Data Analysis
QLast Update : Thu Jan 31 10:36:30 2019
Response via : Initial Calibration
Integrator: ChemStation 6890 Scale Mode: Small noise peaks clipped

6/16/19

	Compound	R.T.	Response	Conc	Units
	System Monitoring Compounds				
1) S	TCMX (S)	4.579	15868135	274.482	ng/ml
62) S	DCBP (S)	9.295	19479705	267.527	ng/ml
	Target Compounds				
2)	Aroclor 1016 (1)	5.505	1378937	515.755	ng/ml
3)	Aroclor 1016 (2)	5.913	2978414	562.786	ng/ml
4)	Aroclor 1016 (3)	5.998	1464616	504.332	ng/ml
5)	Aroclor 1016 (4)	6.159	1130271	472.702	ng/ml
6)	Aroclor 1016 (5)	6.378	1458977	497.671	ng/ml
7)	Aroclor 1016 (6)	6.502	1001044	480.913	ng/ml
8)	Aroclor 1016 - AVE	0.000	0	N.D.	ng/ml
9)	Aroclor 1221 (1)	4.942	140174	169.206	ng/ml
10)	Aroclor 1221 (2)	5.061	153765	283.056	ng/ml
11)	Aroclor 1221 (3)	5.140	729493	411.510	ng/ml
12)	Aroclor 1221 - AVE	0.000	0	N.D.	ng/ml
13)	Aroclor 1232 (1)	5.140	729493	520.775	ng/ml
14)	Aroclor 1232 (2)	5.913	2978414	1395.073	ng/ml
15)	Aroclor 1232 (3)	5.998	1464616	1322.699	ng/ml
16)	Aroclor 1232 (4)	6.159	1130271	1494.661	ng/ml
17)	Aroclor 1232 (5)	6.378	1458977	1403.752	ng/ml
18)	Aroclor 1232 (6)	6.502	1001044	1176.602	ng/ml
19)	Aroclor 1232 - AVE	0.000	0	N.D.	ng/ml
20)	Aroclor 1242 (1)	5.505	1378937	698.071	ng/ml
21)	Aroclor 1242 (2)	5.913	2978414	736.316	ng/ml
22)	Aroclor 1242 (3)	5.998	1464616	682.933	ng/ml
23)	Aroclor 1242 (4)	6.159	1130271	702.192	ng/ml
24)	Aroclor 1242 (5)	6.378	1458977	659.782	ng/ml
25)	Aroclor 1242 (6)	6.502	1001044	536.880	ng/ml
26)	Aroclor 1242 - AVE	0.000	0	N.D.	ng/ml
27)	Aroclor 1248 (1)	5.913	2978414	1272.001	ng/ml
28)	Aroclor 1248 (2)	6.159	1130271	394.542	ng/ml
29)	Aroclor 1248 (3)	6.378	1458977	425.105	ng/ml
30)	Aroclor 1248 (4)	6.672	281699	72.584	ng/ml
31)	Aroclor 1248 (5)	6.706	1010150	239.660	ng/ml
32)	Aroclor 1248 (6)	7.193	1963317	870.074	ng/ml
33)	Aroclor 1248 - AVE	0.000	0	N.D.	ng/ml
34)	Aroclor 1254 (1)	6.706	1010150	235.825	ng/ml
35)	Aroclor 1254 (2)	6.818	1043076	193.273	ng/ml
36)	Aroclor 1254 (3)	7.193	1963317	247.821	ng/ml
37)	Aroclor 1254 (4)	7.351	302552	57.316	ng/ml
38)	Aroclor 1254 (5)	7.732	2678911	501.947	ng/ml
39)	Aroclor 1254 (6)	8.019	315164	174.902	ng/ml
40)	Aroclor 1254 - AVE	0.000	0	N.D.	ng/ml
41)	Aroclor 1260 (1)	7.306	2786895	507.626	ng/ml
42)	Aroclor 1260 (2)	7.441	3357609	487.471	ng/ml
43)	Aroclor 1260 (3)	7.993	2479537	482.981	ng/ml
44)	Aroclor 1260 (4)	8.165	5930064	476.041	ng/ml
45)	Aroclor 1260 (5)	8.461	4066209	492.992	ng/ml
46)	Aroclor 1260 (6)	8.848	1687402	494.538	ng/ml
47)	Aroclor 1260 - AVE	0.000	0	N.D.	ng/ml

505.69

490.268 6/16/19

Quantitation Report (Not Reviewed)

Data Path : K:\DATA\9F05018\
Data File : ECD2F002.D
Signal(s) : ECD1A.CH
Acq On : 05 Jun 2019 7:48 am
Operator : MJB / KAK
Sample : 9F05018-CCV1
Misc :
ALS Vial : 2 Sample Multiplier: 1

Integration File: PCB1.e
Quant Time: Jun 05 08:12:27 2019
Quant Method : K:\METHODS\FECD2_QUANTPCB_190130RTD.M
Quant Title : PCB Data Analysis
QLast Update : Thu Jan 31 10:36:30 2019
Response via : Initial Calibration
Integrator: ChemStation 6890 Scale Mode: Small noise peaks clipped

	Compound	R.T.	Response	Conc Units
48)	Aroclor 1262 (1)	7.441	3357609	608.596 ng/ml
49)	Aroclor 1262 (2)	7.763	2496762	331.988 ng/ml
50)	Aroclor 1262 (3)	7.993	2479537	384.347 ng/ml
51)	Aroclor 1262 (4)	8.165	5930064	417.641 ng/ml
52)	Aroclor 1262 (5)	8.461	4066209	474.668 ng/ml
53)	Aroclor 1262 (6)	8.848	1687402	354.445 ng/ml
54)	Aroclor 1262 - AVE	0.000	0	N.D. ng/ml
55)	Aroclor 1268 (1)	7.993	2479537	743.704 ng/ml
56)	Aroclor 1268 (2)	8.410	1407950	88.929 ng/ml
57)	Aroclor 1268 (3)	8.461	4066209	301.865 ng/ml
58)	Aroclor 1268 (4)	8.634	198724	16.729 ng/ml
59)	Aroclor 1268 (5)	8.848	1687402	338.908 ng/ml
60)	Aroclor 1268 (6)	9.082	516924	15.001 ng/ml
61)	Aroclor 1268 - AVE	0.000	0	N.D. ng/ml

(f)=RT Delta > 1/2 Window (m)=manual int.

Quantitation Report (Not Reviewed)

Data Path : K:\DATA\9F05018\
Data File : ECD2F002.D
Signal(s) : ECD1A.CH
Acq On : 05 Jun 2019 7:48 am
Operator : MJB / KAK
Sample : 9F05018-CCV1
Misc :
ALS Vial : 2 Sample Multiplier: 1

Integration File: PCB1.e
Quant Time: Jun 05 08:12:27 2019
Quant Method : K:\METHODS\FECD2_QUANTPCB_190130RTD.M
Quant Title : PCB Data Analysis
QLast Update : Thu Jan 31 10:36:30 2019
Response via : Initial Calibration
Integrator: ChemStation 6890 Scale Mode: Small noise peaks clipped

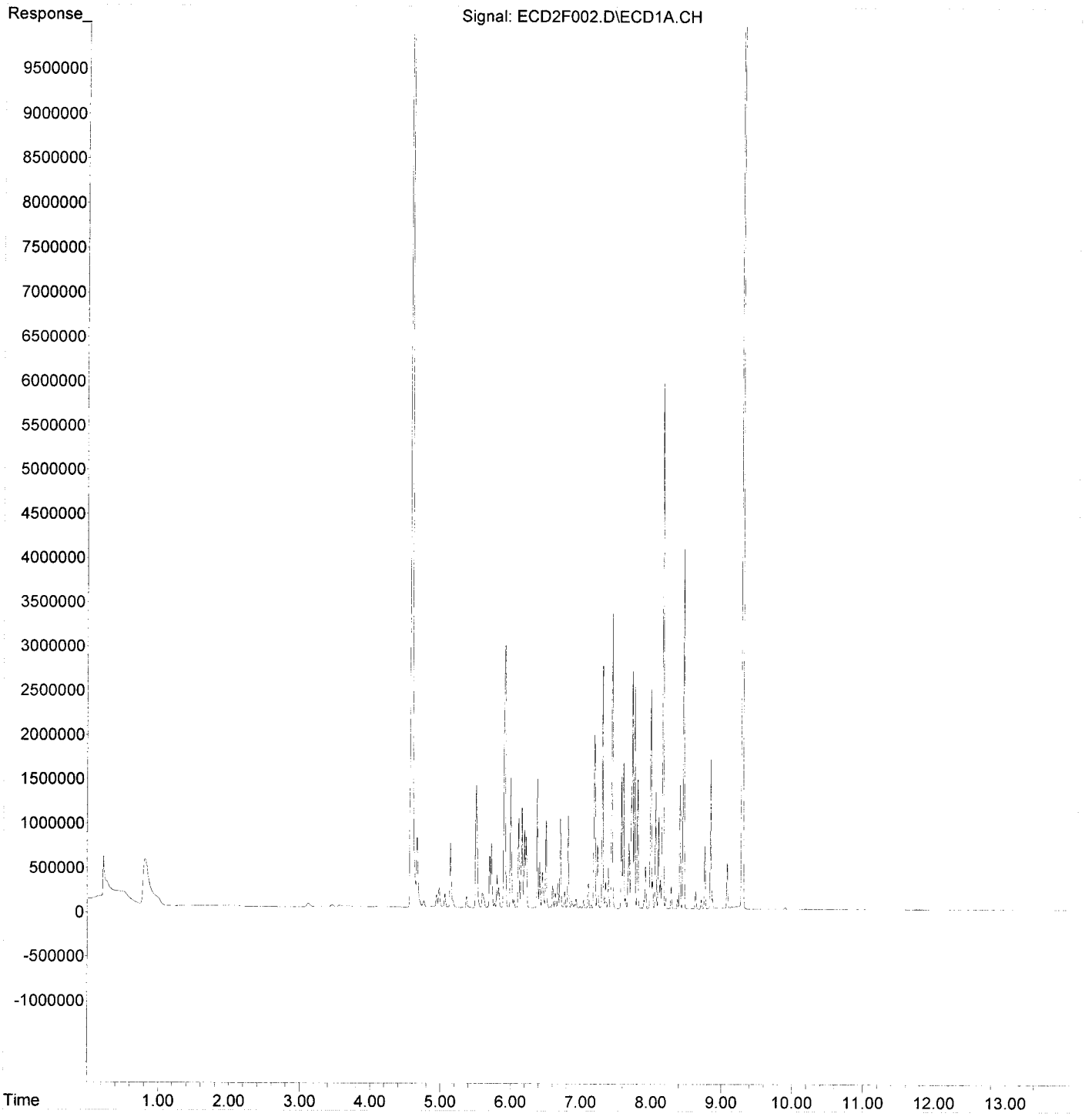

Quantitation Report (Not Reviewed)

Data Path : K:\DATA\9F05018\
Data File : ECD2F003.D
Signal(s) : ECD1A.CH
Acq On : 05 Jun 2019 8:06 am
Operator : MJB / KAK
Sample : 9F05018-CCB1
Misc :
ALS Vial : 3 Sample Multiplier: 1

Integration File: PCB1.e
Quant Time: Jun 05 15:37:35 2019
Quant Method : K:\METHODS\FECD2_QUANTPCB_190130RTD.M
Quant Title : PCB Data Analysis
QLast Update : Thu Jan 31 10:36:30 2019
Response via : Initial Calibration
Integrator: ChemStation 6890 Scale Mode: Small noise peaks clipped

6/16/19
clean

	Compound	R.T.	Response	Conc Units
	System Monitoring Compounds			
1) S	TCMX (S)	4.578	6460175	111.746 ng/ml
62) S	DCBP (S)	9.295	7838649	107.653 ng/ml
	Target Compounds			
2)	Aroclor 1016 (1)	5.510	1265	0.473 ng/ml
3)	Aroclor 1016 (2)	5.927	3180	0.601 ng/ml
4)	Aroclor 1016 (3)	6.005	2304	0.793 ng/ml
5)	Aroclor 1016 (4)	6.174	1876	0.784 ng/ml
6)	Aroclor 1016 (5)	6.379	1799	0.614 ng/ml
7)	Aroclor 1016 (6)	6.502	1842	0.885 ng/ml
8)	Aroclor 1016 - AVE	0.000	0	N.D. ng/ml
9)	Aroclor 1221 (1)	4.938	7194	8.684 ng/ml
10)	Aroclor 1221 (2)	5.087	1146	2.110 ng/ml
11)	Aroclor 1221 (3)	5.111	976	0.550 ng/ml
12)	Aroclor 1221 - AVE	0.000	0	N.D. ng/ml
13)	Aroclor 1232 (1)	5.111	976	0.696 ng/ml
14)	Aroclor 1232 (2)	5.927	3180	1.489 ng/ml
15)	Aroclor 1232 (3)	6.005	2304	2.080 ng/ml
16)	Aroclor 1232 (4)	6.174	1876	2.480 ng/ml
17)	Aroclor 1232 (5)	6.379	1799	1.731 ng/ml
18)	Aroclor 1232 (6)	6.502	1842	2.165 ng/ml
19)	Aroclor 1232 - AVE	0.000	0	N.D. ng/ml
20)	Aroclor 1242 (1)	5.510	1265	0.640 ng/ml
21)	Aroclor 1242 (2)	5.927	3180	0.786 ng/ml
22)	Aroclor 1242 (3)	6.005	2304	1.074 ng/ml
23)	Aroclor 1242 (4)	6.174	1876	1.165 ng/ml
24)	Aroclor 1242 (5)	6.379	1799	0.814 ng/ml
25)	Aroclor 1242 (6)	6.502	1842	0.988 ng/ml
26)	Aroclor 1242 - AVE	0.000	0	N.D. ng/ml
27)	Aroclor 1248 (1)	5.927	3180	1.358 ng/ml
28)	Aroclor 1248 (2)	6.174	1876	0.655 ng/ml
29)	Aroclor 1248 (3)	6.379	1799	0.524 ng/ml
30)	Aroclor 1248 (4)	6.655	1065	0.275 ng/ml
31)	Aroclor 1248 (5)	6.711	20270	4.809 ng/ml
32)	Aroclor 1248 (6)	7.191	3254	1.442 ng/ml
33)	Aroclor 1248 - AVE	0.000	0	N.D. ng/ml
34)	Aroclor 1254 (1)	6.711	20270	4.732 ng/ml
35)	Aroclor 1254 (2)	6.827	8535	1.581 ng/ml
36)	Aroclor 1254 (3)	7.191	3254	0.411 ng/ml
37)	Aroclor 1254 (4)	7.358	1633	0.309 ng/ml
38)	Aroclor 1254 (5)	7.739	6384	1.196 ng/ml
39)	Aroclor 1254 (6)	8.021	719	0.399 ng/ml
40)	Aroclor 1254 - AVE	0.000	0	N.D. ng/ml
41)	Aroclor 1260 (1)	7.305	1954	0.356 ng/ml
42)	Aroclor 1260 (2)	7.458	6165	0.895 ng/ml
43)	Aroclor 1260 (3)	7.988	1135	0.221 ng/ml
44)	Aroclor 1260 (4)	8.155	7513	0.603 ng/ml
45)	Aroclor 1260 (5)	8.462	2464	0.299 ng/ml
46)	Aroclor 1260 (6)	8.848	2659	0.779 ng/ml
47)	Aroclor 1260 - AVE	0.000	0	N.D. ng/ml

Quantitation Report (Not Reviewed)

Data Path : K:\DATA\9F05018\
Data File : ECD2F003.D
Signal(s) : ECD1A.CH
Acq On : 05 Jun 2019 8:06 am
Operator : MJB / KAK
Sample : 9F05018-CCB1
Misc :
ALS Vial : 3 Sample Multiplier: 1

Integration File: PCB1.e
Quant Time: Jun 05 15:37:35 2019
Quant Method : K:\METHODS\FECD2_QUANTPCB_190130RTD.M
Quant Title : PCB Data Analysis
QLast Update : Thu Jan 31 10:36:30 2019
Response via : Initial Calibration
Integrator: ChemStation 6890 Scale Mode: Small noise peaks clipped

	Compound	R.T.	Response	Conc Units
48)	Aroclor 1262 (1)	7.458	6165	1.117 ng/ml
49)	Aroclor 1262 (2)	7.762	1311	0.174 ng/ml
50)	Aroclor 1262 (3)	7.988	1135	0.176 ng/ml
51)	Aroclor 1262 (4)	8.155	7513	0.529 ng/ml
52)	Aroclor 1262 (5)	8.462	2464	0.288 ng/ml
53)	Aroclor 1262 (6)	8.848	2659	0.558 ng/ml
54)	Aroclor 1262 - AVE	0.000	0	N.D. ng/ml
55)	Aroclor 1268 (1)	7.988	1135	0.340 ng/ml
56)	Aroclor 1268 (2)	8.411	953	0.060 ng/ml
57)	Aroclor 1268 (3)	8.462	2464	0.183 ng/ml
58)	Aroclor 1268 (4)	8.637	40912	3.444 ng/ml
59)	Aroclor 1268 (5)	8.848	2659	0.534 ng/ml
60)	Aroclor 1268 (6)	9.082	74284	2.156 ng/ml
61)	Aroclor 1268 - AVE	0.000	0	N.D. ng/ml

(f)=RT Delta > 1/2 Window (m)=manual int.

Quantitation Report (Not Reviewed)

Data Path : K:\DATA\9F05018\
Data File : ECD2F003.D
Signal(s) : ECD1A.CH
Acq On : 05 Jun 2019 8:06 am
Operator : MJB / KAK
Sample : 9F05018-CCB1
Misc :
ALS Vial : 3 Sample Multiplier: 1

Integration File: PCB1.e
Quant Time: Jun 05 15:37:35 2019
Quant Method : K:\METHODS\FECD2_QUANTPCB_190130RTD.M
Quant Title : PCB Data Analysis
QLast Update : Thu Jan 31 10:36:30 2019
Response via : Initial Calibration
Integrator: ChemStation 6890 Scale Mode: Small noise peaks clipped

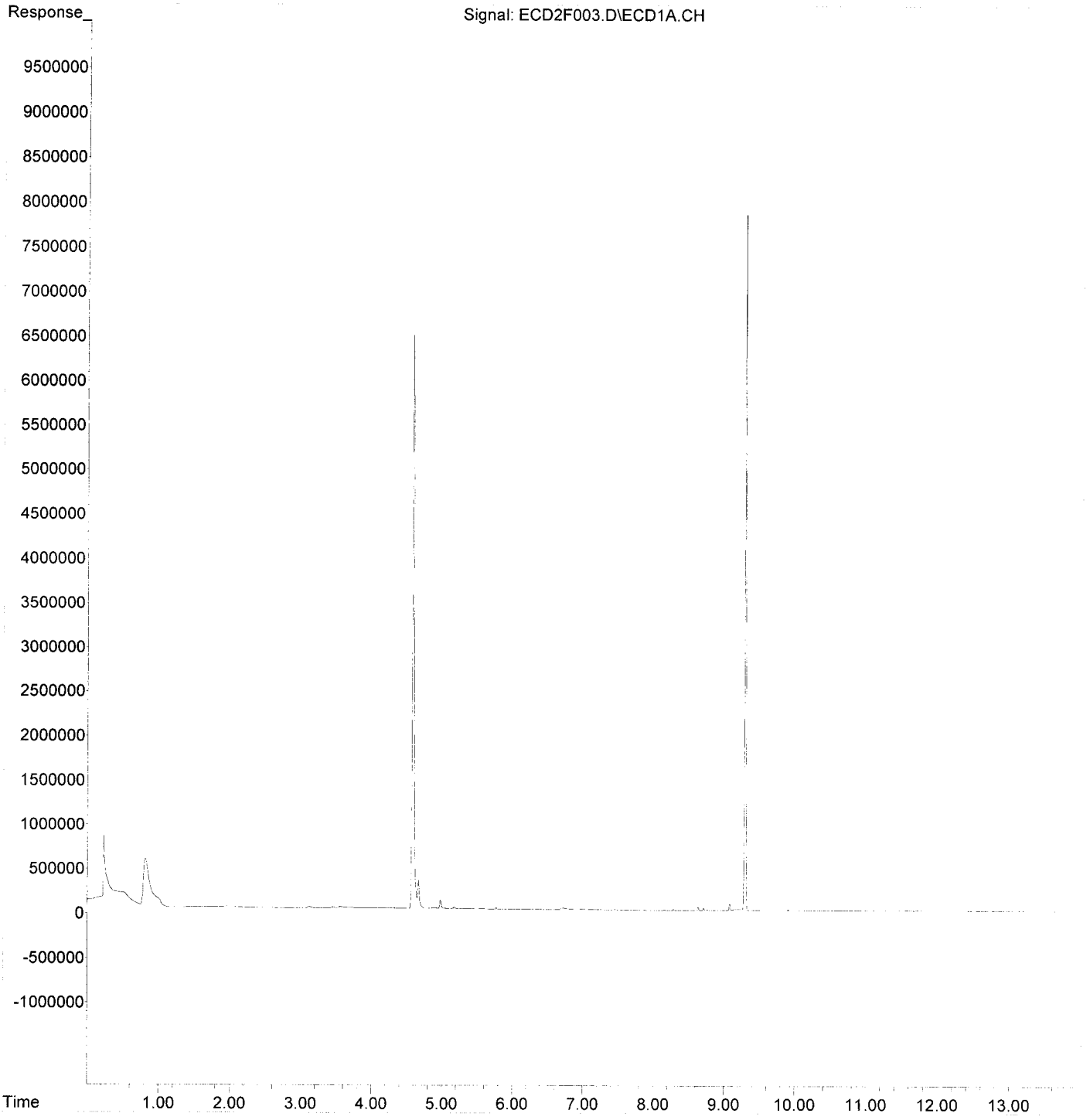

Quantitation Report (Not Reviewed)

Data Path : K:\DATA\9F05018\
Data File : ECD2F005.D
Signal(s) : ECD1A.CH
Acq On : 05 Jun 2019 8:42 am
Operator : MJB / KAK
Sample : 9060524-BLK1
Misc :
ALS Vial : 5 Sample Multiplier: 1

Integration File: PCB1.e
Quant Time: Jun 05 15:37:53 2019
Quant Method : K:\METHODS\FECD2_QUANTPCB_190130RTD.M
Quant Title : PCB Data Analysis
QLast Update : Thu Jan 31 10:36:30 2019
Response via : Initial Calibration
Integrator: ChemStation 6890 Scale Mode: Small noise peaks clipped

6/16/19

clean

	Compound	R.T.	Response	Conc Units
	System Monitoring Compounds			
1) S	TCMX (S)	4.578	9501611	164.356 ng/ml
62) S	DCBP (S)	9.294	16774312	230.373 ng/ml
	Target Compounds			
2)	Aroclor 1016 (1)	5.512	555	0.208 ng/ml
3)	Aroclor 1016 (2)	5.916	1185	0.224 ng/ml
4)	Aroclor 1016 (3)	5.992	1020	0.351 ng/ml
5)	Aroclor 1016 (4)	6.157	1493	0.624 ng/ml
6)	Aroclor 1016 (5)	6.379	1298	0.443 ng/ml
7)	Aroclor 1016 (6)	6.501	2124	1.020 ng/ml
8)	Aroclor 1016 - AVE	0.000	0	N.D. ng/ml
9)	Aroclor 1221 (1)	4.939	5933	7.162 ng/ml
10)	Aroclor 1221 (2)	5.059	1618	2.978 ng/ml
11)	Aroclor 1221 (3)	5.171	8347	4.709 ng/ml
12)	Aroclor 1221 - AVE	0.000	0	N.D. ng/ml
13)	Aroclor 1232 (1)	5.171	8347	5.959 ng/ml
14)	Aroclor 1232 (2)	5.916	1185	0.555 ng/ml
15)	Aroclor 1232 (3)	5.992	1020	0.921 ng/ml
16)	Aroclor 1232 (4)	6.157	1493	1.975 ng/ml
17)	Aroclor 1232 (5)	6.379	1298	1.249 ng/ml
18)	Aroclor 1232 (6)	6.501	2124	2.496 ng/ml
19)	Aroclor 1232 - AVE	0.000	0	N.D. ng/ml
20)	Aroclor 1242 (1)	5.512	555	0.281 ng/ml
21)	Aroclor 1242 (2)	5.916	1185	0.293 ng/ml
22)	Aroclor 1242 (3)	5.992	1020	0.476 ng/ml
23)	Aroclor 1242 (4)	6.157	1493	0.928 ng/ml
24)	Aroclor 1242 (5)	6.379	1298	0.587 ng/ml
25)	Aroclor 1242 (6)	6.501	2124	1.139 ng/ml
26)	Aroclor 1242 - AVE	0.000	0	N.D. ng/ml
27)	Aroclor 1248 (1)	5.916	1185	0.506 ng/ml
28)	Aroclor 1248 (2)	6.157	1493	0.521 ng/ml
29)	Aroclor 1248 (3)	6.379	1298	0.378 ng/ml
30)	Aroclor 1248 (4)	6.654	674	0.174 ng/ml
31)	Aroclor 1248 (5)	6.700	20166	4.784 ng/ml
32)	Aroclor 1248 (6)	7.185	7945	3.521 ng/ml
33)	Aroclor 1248 - AVE	0.000	0	N.D. ng/ml
34)	Aroclor 1254 (1)	6.700	20166	4.708 ng/ml
35)	Aroclor 1254 (2)	6.817	10045	1.861 ng/ml
36)	Aroclor 1254 (3)	7.185	7945	1.003 ng/ml
37)	Aroclor 1254 (4)	7.350	8880	1.682 ng/ml
38)	Aroclor 1254 (5)	7.736	15439	2.893 ng/ml
39)	Aroclor 1254 (6)	8.018	3539	1.964 ng/ml
40)	Aroclor 1254 - AVE	0.000	0	N.D. ng/ml
41)	Aroclor 1260 (1)	7.307	3823	0.696 ng/ml
42)	Aroclor 1260 (2)	7.455	14482	2.103 ng/ml
43)	Aroclor 1260 (3)	7.990	2587	0.504 ng/ml
44)	Aroclor 1260 (4)	8.153	23631	1.897 ng/ml
45)	Aroclor 1260 (5)	8.459	6426	0.779 ng/ml
46)	Aroclor 1260 (6)	8.870	6185	1.813 ng/ml
47)	Aroclor 1260 - AVE	0.000	0	N.D. ng/ml

Quantitation Report (Not Reviewed)

Data Path : K:\DATA\9F05018\
Data File : ECD2F005.D
Signal(s) : ECD1A.CH
Acq On : 05 Jun 2019 8:42 am
Operator : MJB / KAK
Sample : 9060524-BLK1
Misc :
ALS Vial : 5 Sample Multiplier: 1

Integration File: PCB1.e
Quant Time: Jun 05 15:37:53 2019
Quant Method : K:\METHODS\FECD2_QUANTPCB_190130RTD.M
Quant Title : PCB Data Analysis
QLast Update : Thu Jan 31 10:36:30 2019
Response via : Initial Calibration
Integrator: ChemStation 6890 Scale Mode: Small noise peaks clipped

	Compound	R.T.	Response	Conc Units
48)	Aroclor 1262 (1)	7.455	14482	2.625 ng/ml
49)	Aroclor 1262 (2)	7.736	15439	2.053 ng/ml
50)	Aroclor 1262 (3)	7.990	2587	0.401 ng/ml
51)	Aroclor 1262 (4)	8.153	23631	1.664 ng/ml
52)	Aroclor 1262 (5)	8.459	6426	0.750 ng/ml
53)	Aroclor 1262 (6)	8.870	6185	1.299 ng/ml
54)	Aroclor 1262 - AVE	0.000	0	N.D. ng/ml
55)	Aroclor 1268 (1)	7.990	2587	0.776 ng/ml
56)	Aroclor 1268 (2)	8.408	2212	0.140 ng/ml
57)	Aroclor 1268 (3)	8.459	6426	0.477 ng/ml
58)	Aroclor 1268 (4)	8.635	60940	5.130 ng/ml
59)	Aroclor 1268 (5)	8.870	6185	1.242 ng/ml
60)	Aroclor 1268 (6)	9.082	48165	1.398 ng/ml
61)	Aroclor 1268 - AVE	0.000	0	N.D. ng/ml

(f)=RT Delta > 1/2 Window (m)=manual int.

Quantitation Report (Not Reviewed)

Data Path : K:\DATA\9F05018\
Data File : ECD2F005.D
Signal(s) : ECD1A.CH
Acq On : 05 Jun 2019 8:42 am
Operator : MJB / KAK
Sample : 9060524-BLK1
Misc :
ALS Vial : 5 Sample Multiplier: 1

Integration File: PCB1.e
Quant Time: Jun 05 15:37:53 2019
Quant Method : K:\METHODS\FECD2_QUANTPCB_190130RTD.M
Quant Title : PCB Data Analysis
QLast Update : Thu Jan 31 10:36:30 2019
Response via : Initial Calibration
Integrator: ChemStation 6890 Scale Mode: Small noise peaks clipped

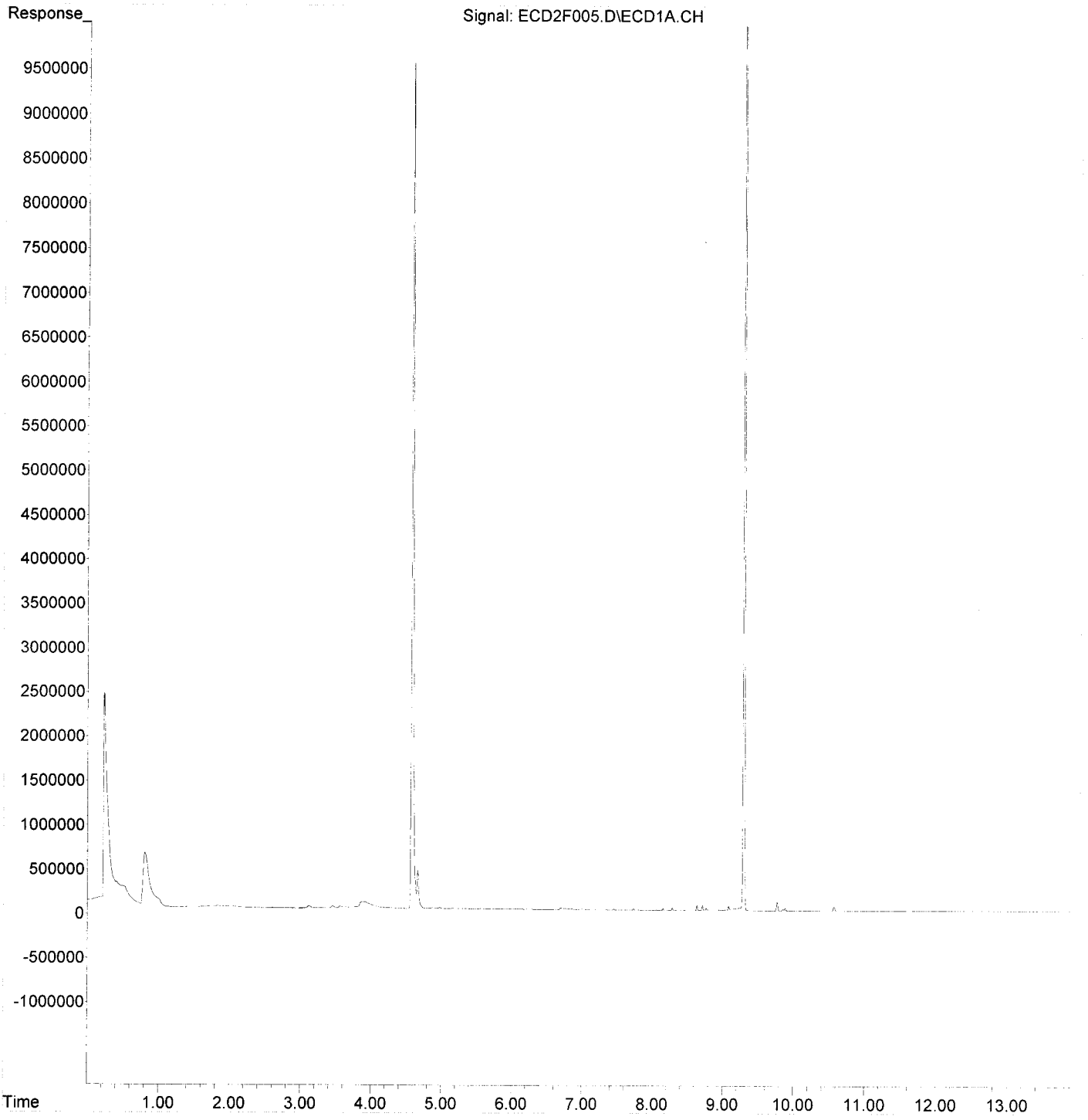

Quantitation Report (Not Reviewed)

Data Path : K:\DATA\9F05018\
Data File : ECD2F006.D
Signal(s) : ECD1A.CH
Acq On : 05 Jun 2019 9:00 am
Operator : MJB / KAK
Sample : 9060524-BS1
Misc :
ALS Vial : 6 Sample Multiplier: 1

Integration File: PCB1.e
Quant Time: Jun 05 15:38:10 2019
Quant Method : K:\METHODS\FECD2_QUANTPCB_190130RTD.M
Quant Title : PCB Data Analysis
QLast Update : Thu Jan 31 10:36:30 2019
Response via : Initial Calibration
Integrator: ChemStation 6890 Scale Mode: Small noise peaks clipped

6/16/19

	Compound	R.T.	Response	Conc	Units	
	System Monitoring Compounds					
1) S	TCMX (S)	4.579	9700445	167.795	ng/ml	
62) S	DCBP (S)	9.294	17047927	234.130	ng/ml	
	Target Compounds					
2)	Aroclor 1016 (1)	5.503	1864724	697.451	ng/ml	699.70
3)	Aroclor 1016 (2)	5.912	4282473	809.195	ng/ml	
4)	Aroclor 1016 (3)	5.997	1934376	666.091	ng/ml	
5)	Aroclor 1016 (4)	6.157	1781255	744.957	ng/ml	
6)	Aroclor 1016 (5)	6.377	1936522	660.566	ng/ml	
7)	Aroclor 1016 (6)	6.501	1290410	619.927	ng/ml	
8)	Aroclor 1016 - AVE	0.000	0	N.D.	ng/ml	
9)	Aroclor 1221 (1)	4.941	167062	201.663	ng/ml	
10)	Aroclor 1221 (2)	5.061	193980	357.085	ng/ml	
11)	Aroclor 1221 (3)	5.140	870704	491.168	ng/ml	
12)	Aroclor 1221 - AVE	0.000	0	N.D.	ng/ml	
13)	Aroclor 1232 (1)	5.140	870704	621.583	ng/ml	✓
14)	Aroclor 1232 (2)	5.912	4282473	2005.887	ng/ml	
15)	Aroclor 1232 (3)	5.997	1934376	1746.941	ng/ml	
16)	Aroclor 1232 (4)	6.157	1781255	2355.517	ng/ml	
17)	Aroclor 1232 (5)	6.377	1936522	1863.220	ng/ml	
18)	Aroclor 1232 (6)	6.501	1290410	1516.714	ng/ml	
19)	Aroclor 1232 - AVE	0.000	0	N.D.	ng/ml	
20)	Aroclor 1242 (1)	5.503	1864724	943.996	ng/ml	
21)	Aroclor 1242 (2)	5.912	4282473	1058.703	ng/ml	
22)	Aroclor 1242 (3)	5.997	1934376	901.976	ng/ml	
23)	Aroclor 1242 (4)	6.157	1781255	1106.623	ng/ml	
24)	Aroclor 1242 (5)	6.377	1936522	875.739	ng/ml	
25)	Aroclor 1242 (6)	6.501	1290410	692.072	ng/ml	
26)	Aroclor 1242 - AVE	0.000	0	N.D.	ng/ml	
27)	Aroclor 1248 (1)	5.912	4282473	1828.930	ng/ml	
28)	Aroclor 1248 (2)	6.157	1781255	621.781	ng/ml	
29)	Aroclor 1248 (3)	6.377	1936522	564.248	ng/ml	
30)	Aroclor 1248 (4)	6.671	417160	107.487	ng/ml	
31)	Aroclor 1248 (5)	6.705	1486831	352.753	ng/ml	
32)	Aroclor 1248 (6)	7.193	3014623	1335.977	ng/ml	
33)	Aroclor 1248 - AVE	0.000	0	N.D.	ng/ml	
34)	Aroclor 1254 (1)	6.705	1486831	347.108	ng/ml	
35)	Aroclor 1254 (2)	6.817	1731612	320.853	ng/ml	
36)	Aroclor 1254 (3)	7.193	3014623	380.524	ng/ml	
37)	Aroclor 1254 (4)	7.350	464822	88.056	ng/ml	
38)	Aroclor 1254 (5)	7.732	4450815	833.948	ng/ml	
39)	Aroclor 1254 (6)	8.018	409185	227.079	ng/ml	
40)	Aroclor 1254 - AVE	0.000	0	N.D.	ng/ml	
41)	Aroclor 1260 (1)	7.305	4423427	805.716	ng/ml	876.35
42)	Aroclor 1260 (2)	7.441	5977758	867.874	ng/ml	
43)	Aroclor 1260 (3)	7.992	4266522	831.061	ng/ml	
44)	Aroclor 1260 (4)	8.165	11398222	915.002	ng/ml	
45)	Aroclor 1260 (5)	8.460	7067428	856.862	ng/ml	
46)	Aroclor 1260 (6)	8.846	3349153	981.558	ng/ml	
47)	Aroclor 1260 - AVE	0.000	0	N.D.	ng/ml	

Quantitation Report (Not Reviewed)

Data Path : K:\DATA\9F05018\
Data File : ECD2F006.D
Signal(s) : ECD1A.CH
Acq On : 05 Jun 2019 9:00 am
Operator : MJB / KAK
Sample : 9060524-BS1
Misc :
ALS Vial : 6 Sample Multiplier: 1

Integration File: PCB1.e
Quant Time: Jun 05 15:38:10 2019
Quant Method : K:\METHODS\FECD2_QUANTPCB_190130RTD.M
Quant Title : PCB Data Analysis
QLast Update : Thu Jan 31 10:36:30 2019
Response via : Initial Calibration
Integrator: ChemStation 6890 Scale Mode: Small noise peaks clipped

	Compound	R.T.	Response	Conc	Units
48)	Aroclor 1262 (1)	7.441	5977758	1083.521	ng/ml
49)	Aroclor 1262 (2)	7.762	4777981	635.316	ng/ml
50)	Aroclor 1262 (3)	7.992	4266522	661.343	ng/ml
51)	Aroclor 1262 (4)	8.165	11398222	802.751	ng/ml
52)	Aroclor 1262 (5)	8.460	7067428	825.014	ng/ml
53)	Aroclor 1262 (6)	8.846	3349153	703.501	ng/ml
54)	Aroclor 1262 - AVE	0.000	0	N.D.	ng/ml
55)	Aroclor 1268 (1)	7.992	4266522	1279.686	ng/ml
56)	Aroclor 1268 (2)	8.409	2669482	168.609	ng/ml
57)	Aroclor 1268 (3)	8.460	7067428	524.667	ng/ml
58)	Aroclor 1268 (4)	8.632	274123	23.076	ng/ml
59)	Aroclor 1268 (5)	8.846	3349153	672.664	ng/ml
60)	Aroclor 1268 (6)	9.082	762631	22.131	ng/ml
61)	Aroclor 1268 - AVE	0.000	0	N.D.	ng/ml

(f)=RT Delta > 1/2 Window (m)=manual int.

Quantitation Report (Not Reviewed)

Data Path : K:\DATA\9F05018\
Data File : ECD2F006.D
Signal(s) : ECD1A.CH
Acq On : 05 Jun 2019 9:00 am
Operator : MJB / KAK
Sample : 9060524-BS1
Misc :
ALS Vial : 6 Sample Multiplier: 1

Integration File: PCB1.e
Quant Time: Jun 05 15:38:10 2019
Quant Method : K:\METHODS\FECD2_QUANTPCB_190130RTD.M
Quant Title : PCB Data Analysis
QLast Update : Thu Jan 31 10:36:30 2019
Response via : Initial Calibration
Integrator: ChemStation 6890 Scale Mode: Small noise peaks clipped

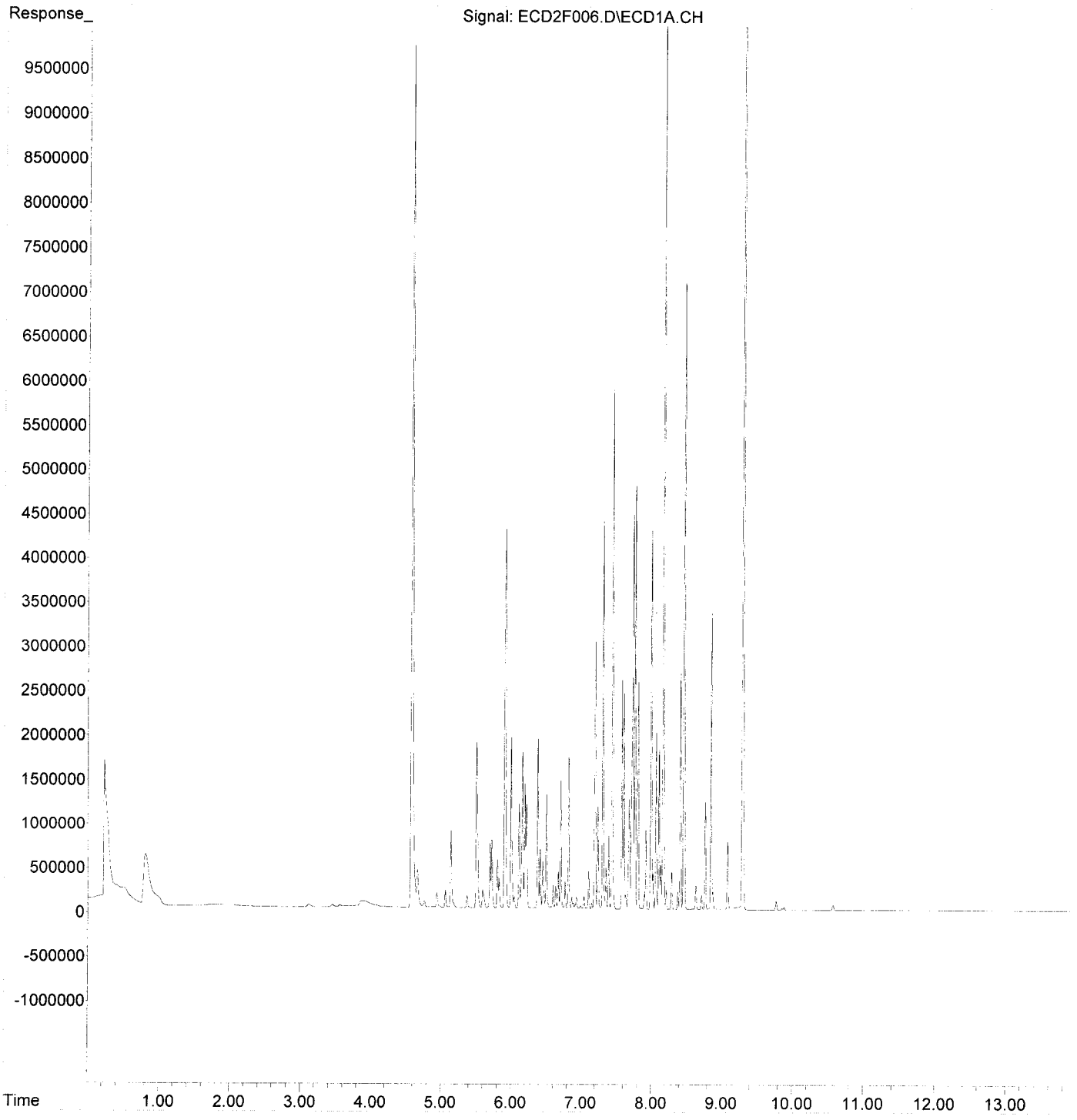

Quantitation Report (Not Reviewed)

Data Path : K:\DATA\9F05018\
Data File : ECD2F017.D
Signal(s) : ECD1A.CH
Acq On : 05 Jun 2019 12:17 pm
Operator : MJB / KAK
Sample : 9F05018-CCV2
Misc :
ALS Vial : 2 Sample Multiplier: 1

Integration File: PCB1.e
Quant Time: Jun 05 15:39:56 2019
Quant Method : K:\METHODS\FECD2_QUANTPCB_190130RTD.M
Quant Title : PCB Data Analysis
QLast Update : Thu Jan 31 10:36:30 2019
Response via : Initial Calibration
Integrator: ChemStation 6890 Scale Mode: Small noise peaks clipped

6/16/19

	Compound	R.T.	Response	Conc	Units
	System Monitoring Compounds				
1)	S TCMX (S)	4.579	16741785	289.594	ng/ml
62)	S DCBP (S)	9.293	19565057	268.700	ng/ml
	Target Compounds				
2)	Aroclor 1016 (1)	5.503	1433231	536.062	ng/ml
3)	Aroclor 1016 (2)	5.911	3012114	569.154	ng/ml
4)	Aroclor 1016 (3)	5.996	1519219	523.134	ng/ml
5)	Aroclor 1016 (4)	6.157	1186699	496.301	ng/ml
6)	Aroclor 1016 (5)	6.377	1465442	499.876	ng/ml
7)	Aroclor 1016 (6)	6.500	1037672	498.509	ng/ml
8)	Aroclor 1016 - AVE	0.000	0	N.D.	ng/ml
9)	Aroclor 1221 (1)	4.940	151215	182.534	ng/ml
10)	Aroclor 1221 (2)	5.060	158176	291.175	ng/ml
11)	Aroclor 1221 (3)	5.138	734954	414.591	ng/ml
12)	Aroclor 1221 - AVE	0.000	0	N.D.	ng/ml
13)	Aroclor 1232 (1)	5.138	734954	524.673	ng/ml
14)	Aroclor 1232 (2)	5.911	3012114	1410.858	ng/ml
15)	Aroclor 1232 (3)	5.996	1519219	1372.012	ng/ml
16)	Aroclor 1232 (4)	6.157	1186699	1569.280	ng/ml
17)	Aroclor 1232 (5)	6.377	1465442	1409.972	ng/ml
18)	Aroclor 1232 (6)	6.500	1037672	1219.653	ng/ml
19)	Aroclor 1232 - AVE	0.000	0	N.D.	ng/ml
20)	Aroclor 1242 (1)	5.503	1433231	725.557	ng/ml
21)	Aroclor 1242 (2)	5.911	3012114	744.648	ng/ml
22)	Aroclor 1242 (3)	5.996	1519219	708.393	ng/ml
23)	Aroclor 1242 (4)	6.157	1186699	737.248	ng/ml
24)	Aroclor 1242 (5)	6.377	1465442	662.706	ng/ml
25)	Aroclor 1242 (6)	6.500	1037672	556.524	ng/ml
26)	Aroclor 1242 - AVE	0.000	0	N.D.	ng/ml
27)	Aroclor 1248 (1)	5.911	3012114	1286.394	ng/ml
28)	Aroclor 1248 (2)	6.157	1186699	414.239	ng/ml
29)	Aroclor 1248 (3)	6.377	1465442	426.989	ng/ml
30)	Aroclor 1248 (4)	6.670	300702	77.480	ng/ml
31)	Aroclor 1248 (5)	6.704	1054120	250.092	ng/ml
32)	Aroclor 1248 (6)	7.191	2041392	904.674	ng/ml
33)	Aroclor 1248 - AVE	0.000	0	N.D.	ng/ml
34)	Aroclor 1254 (1)	6.704	1054120	246.090	ng/ml
35)	Aroclor 1254 (2)	6.817	1063709	197.096	ng/ml
36)	Aroclor 1254 (3)	7.191	2041392	257.677	ng/ml
37)	Aroclor 1254 (4)	7.350	322265	61.050	ng/ml
38)	Aroclor 1254 (5)	7.730	2962869	555.152	ng/ml
39)	Aroclor 1254 (6)	8.018	325588	180.687	ng/ml
40)	Aroclor 1254 - AVE	0.000	0	N.D.	ng/ml
41)	Aroclor 1260 (1)	7.304	2801696	510.321	ng/ml
42)	Aroclor 1260 (2)	7.441	3416820	496.067	ng/ml
43)	Aroclor 1260 (3)	7.992	2633147	512.902	ng/ml
44)	Aroclor 1260 (4)	8.164	6171288	495.405	ng/ml
45)	Aroclor 1260 (5)	8.459	4317255	523.429	ng/ml
46)	Aroclor 1260 (6)	8.846	1860004	545.124	ng/ml
47)	Aroclor 1260 - AVE	0.000	0	N.D.	ng/ml

520.51

513.878 6/16/19

Quantitation Report (Not Reviewed)

Data Path : K:\DATA\9F05018\
Data File : ECD2F017.D
Signal(s) : ECD1A.CH
Acq On : 05 Jun 2019 12:17 pm
Operator : MJB / KAK
Sample : 9F05018-CCV2
Misc :
ALS Vial : 2 Sample Multiplier: 1

Integration File: PCB1.e
Quant Time: Jun 05 15:39:56 2019
Quant Method : K:\METHODS\FECD2_QUANTPCB_190130RTD.M
Quant Title : PCB Data Analysis
QLast Update : Thu Jan 31 10:36:30 2019
Response via : Initial Calibration
Integrator: ChemStation 6890 Scale Mode: Small noise peaks clipped

	Compound	R.T.	Response	Conc Units
48)	Aroclor 1262 (1)	7.441	3416820	619.329 ng/ml
49)	Aroclor 1262 (2)	7.761	2716372	361.189 ng/ml
50)	Aroclor 1262 (3)	7.992	2633147	408.157 ng/ml
51)	Aroclor 1262 (4)	8.164	6171288	434.630 ng/ml
52)	Aroclor 1262 (5)	8.459	4317255	503.973 ng/ml
53)	Aroclor 1262 (6)	8.846	1860004	390.700 ng/ml
54)	Aroclor 1262 - AVE	0.000	0	N.D. ng/ml
55)	Aroclor 1268 (1)	7.992	2633147	789.777 ng/ml
56)	Aroclor 1268 (2)	8.408	1483303	93.688 ng/ml
57)	Aroclor 1268 (3)	8.459	4317255	320.502 ng/ml
58)	Aroclor 1268 (4)	8.632	223224	18.791 ng/ml
59)	Aroclor 1268 (5)	8.846	1860004	373.575 ng/ml
60)	Aroclor 1268 (6)	9.080	554947	16.104 ng/ml
61)	Aroclor 1268 - AVE	0.000	0	N.D. ng/ml

(f)=RT Delta > 1/2 Window (m)=manual int.

Quantitation Report (Not Reviewed)

Data Path : K:\DATA\9F05018\
Data File : ECD2F017.D
Signal(s) : ECD1A.CH
Acq On : 05 Jun 2019 12:17 pm
Operator : MJB / KAK
Sample : 9F05018-CCV2
Misc :
ALS Vial : 2 Sample Multiplier: 1

Integration File: PCB1.e
Quant Time: Jun 05 15:39:56 2019
Quant Method : K:\METHODS\FECD2_QUANTPCB_190130RTD.M
Quant Title : PCB Data Analysis
QLast Update : Thu Jan 31 10:36:30 2019
Response via : Initial Calibration
Integrator: ChemStation 6890 Scale Mode: Small noise peaks clipped

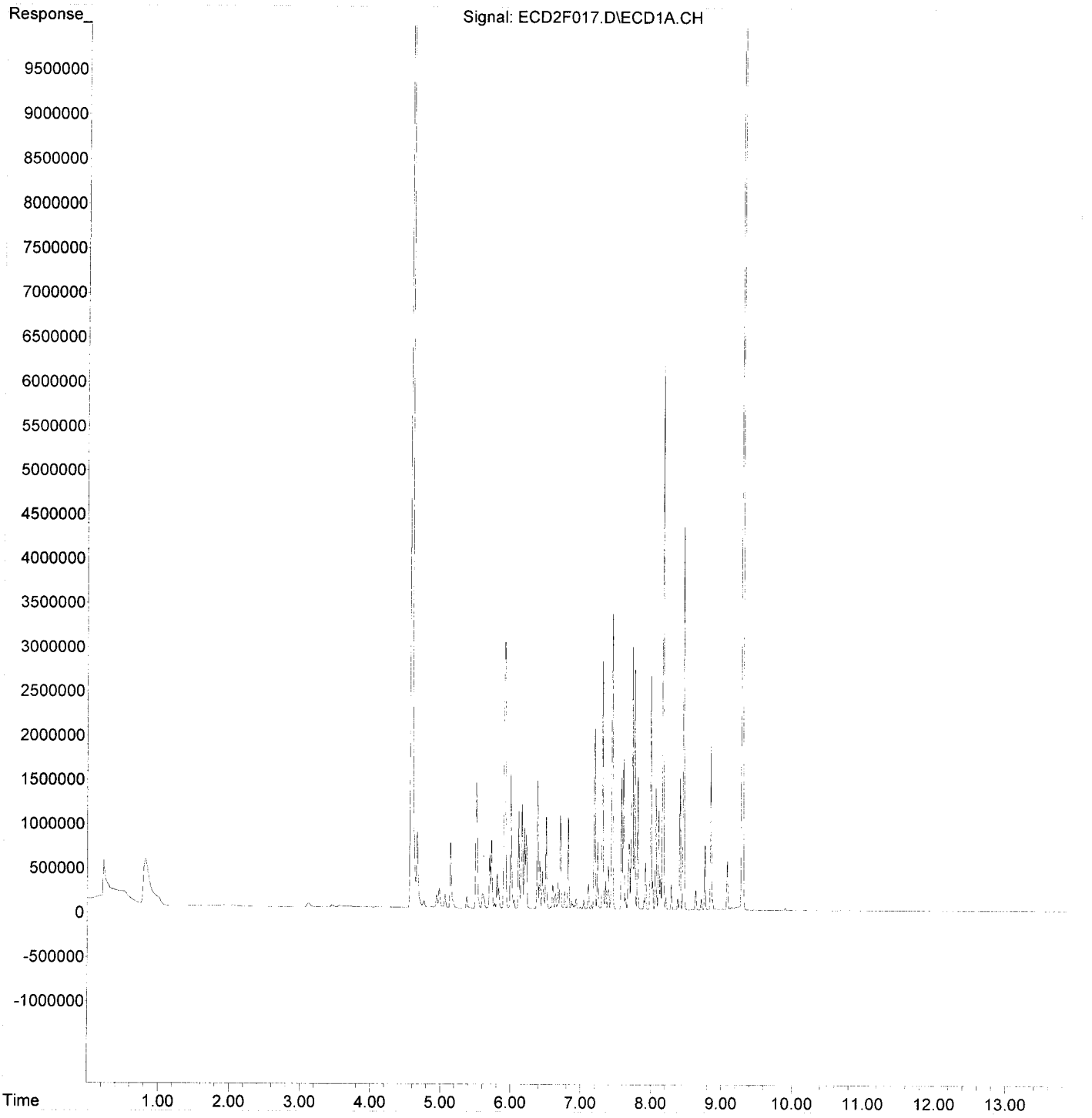

Quantitation Report (Not Reviewed)

Data Path : K:\DATA\9F05018\
Data File : ECD2F018.D
Signal(s) : ECD1A.CH
Acq On : 05 Jun 2019 12:35 pm
Operator : MJB / KAK
Sample : 9F05018-CCB2
Misc :
ALS Vial : 3 Sample Multiplier: 1

Integration File: PCB1.e
Quant Time: Jun 05 15:40:13 2019
Quant Method : K:\METHODS\FECD2_QUANTPCB_190130RTD.M
Quant Title : PCB Data Analysis
QLast Update : Thu Jan 31 10:36:30 2019
Response via : Initial Calibration
Integrator: ChemStation 6890 Scale Mode: Small noise peaks clipped

6/16/19
clean

	Compound	R.T.	Response	Conc Units
	System Monitoring Compounds			
1) S	TCMX (S)	4.577	6444740	111.479 ng/ml
62) S	DCBP (S)	9.292	8062931	110.733 ng/ml
	Target Compounds			
2)	Aroclor 1016 (1)	5.501	1160	0.434 ng/ml
3)	Aroclor 1016 (2)	5.928	3368	0.636 ng/ml
4)	Aroclor 1016 (3)	5.990	1843	0.635 ng/ml
5)	Aroclor 1016 (4)	6.149	2036	0.852 ng/ml
6)	Aroclor 1016 (5)	6.381	1540	0.525 ng/ml
7)	Aroclor 1016 (6)	6.501	1569	0.754 ng/ml
8)	Aroclor 1016 - AVE	0.000	0	N.D. ng/ml
9)	Aroclor 1221 (1)	4.945	7666	9.254 ng/ml
10)	Aroclor 1221 (2)	5.090	1066	1.963 ng/ml
11)	Aroclor 1221 (3)	5.173	20638	11.642 ng/ml
12)	Aroclor 1221 - AVE	0.000	0	N.D. ng/ml
13)	Aroclor 1232 (1)	5.173	20638	14.733 ng/ml
14)	Aroclor 1232 (2)	5.928	3368	1.578 ng/ml
15)	Aroclor 1232 (3)	5.990	1843	1.665 ng/ml
16)	Aroclor 1232 (4)	6.149	2036	2.692 ng/ml
17)	Aroclor 1232 (5)	6.381	1540	1.482 ng/ml
18)	Aroclor 1232 (6)	6.501	1569	1.844 ng/ml
19)	Aroclor 1232 - AVE	0.000	0	N.D. ng/ml
20)	Aroclor 1242 (1)	5.501	1160	0.587 ng/ml
21)	Aroclor 1242 (2)	5.928	3368	0.833 ng/ml
22)	Aroclor 1242 (3)	5.990	1843	0.859 ng/ml
23)	Aroclor 1242 (4)	6.149	2036	1.265 ng/ml
24)	Aroclor 1242 (5)	6.381	1540	0.697 ng/ml
25)	Aroclor 1242 (6)	6.501	1569	0.841 ng/ml
26)	Aroclor 1242 - AVE	0.000	0	N.D. ng/ml
27)	Aroclor 1248 (1)	5.928	3368	1.439 ng/ml
28)	Aroclor 1248 (2)	6.149	2036	0.711 ng/ml
29)	Aroclor 1248 (3)	6.381	1540	0.449 ng/ml
30)	Aroclor 1248 (4)	6.660	956	0.246 ng/ml
31)	Aroclor 1248 (5)	6.698	21200	5.030 ng/ml
32)	Aroclor 1248 (6)	7.187	3392	1.503 ng/ml
33)	Aroclor 1248 - AVE	0.000	0	N.D. ng/ml
34)	Aroclor 1254 (1)	6.698	21200	4.949 ng/ml
35)	Aroclor 1254 (2)	6.821	8837	1.638 ng/ml
36)	Aroclor 1254 (3)	7.187	3392	0.428 ng/ml
37)	Aroclor 1254 (4)	7.362	1621	0.307 ng/ml
38)	Aroclor 1254 (5)	7.737	6420	1.203 ng/ml
39)	Aroclor 1254 (6)	8.014	817	0.454 ng/ml
40)	Aroclor 1254 - AVE	0.000	0	N.D. ng/ml
41)	Aroclor 1260 (1)	7.302	2448	0.446 ng/ml
42)	Aroclor 1260 (2)	7.455	5538	0.804 ng/ml
43)	Aroclor 1260 (3)	7.988	1294	0.252 ng/ml
44)	Aroclor 1260 (4)	8.154	7570	0.608 ng/ml
45)	Aroclor 1260 (5)	8.459	3100	0.376 ng/ml
46)	Aroclor 1260 (6)	8.847	2955	0.866 ng/ml
47)	Aroclor 1260 - AVE	0.000	0	N.D. ng/ml

Quantitation Report (Not Reviewed)

Data Path : K:\DATA\9F05018\
Data File : ECD2F018.D
Signal(s) : ECD1A.CH
Acq On : 05 Jun 2019 12:35 pm
Operator : MJB / KAK
Sample : 9F05018-CCB2
Misc :
ALS Vial : 3 Sample Multiplier: 1

Integration File: PCB1.e
Quant Time: Jun 05 15:40:13 2019
Quant Method : K:\METHODS\FECD2_QUANTPCB_190130RTD.M
Quant Title : PCB Data Analysis
QLast Update : Thu Jan 31 10:36:30 2019
Response via : Initial Calibration
Integrator: ChemStation 6890 Scale Mode: Small noise peaks clipped

	Compound	R.T.	Response	Conc Units
48)	Aroclor 1262 (1)	7.455	5538	1.004 ng/ml
49)	Aroclor 1262 (2)	7.760	1719	0.229 ng/ml
50)	Aroclor 1262 (3)	7.988	1294	0.201 ng/ml
51)	Aroclor 1262 (4)	8.154	7570	0.533 ng/ml
52)	Aroclor 1262 (5)	8.459	3100	0.362 ng/ml
53)	Aroclor 1262 (6)	8.847	2955	0.621 ng/ml
54)	Aroclor 1262 - AVE	0.000	0	N.D. ng/ml
55)	Aroclor 1268 (1)	7.988	1294	0.388 ng/ml
56)	Aroclor 1268 (2)	8.408	1141	0.072 ng/ml
57)	Aroclor 1268 (3)	8.459	3100	0.230 ng/ml
58)	Aroclor 1268 (4)	8.633	43338	3.648 ng/ml
59)	Aroclor 1268 (5)	8.847	2955	0.594 ng/ml
60)	Aroclor 1268 (6)	9.079	79033	2.294 ng/ml
61)	Aroclor 1268 - AVE	0.000	0	N.D. ng/ml

(f)=RT Delta > 1/2 Window (m)=manual int.

Quantitation Report (Not Reviewed)

Data Path : K:\DATA\9F05018\
Data File : ECD2F018.D
Signal(s) : ECD1A.CH
Acq On : 05 Jun 2019 12:35 pm
Operator : MJB / KAK
Sample : 9F05018-CCB2
Misc :
ALS Vial : 3 Sample Multiplier: 1

Integration File: PCB1.e
Quant Time: Jun 05 15:40:13 2019
Quant Method : K:\METHODS\FECD2_QUANTPCB_190130RTD.M
Quant Title : PCB Data Analysis
QLast Update : Thu Jan 31 10:36:30 2019
Response via : Initial Calibration
Integrator: ChemStation 6890 Scale Mode: Small noise peaks clipped

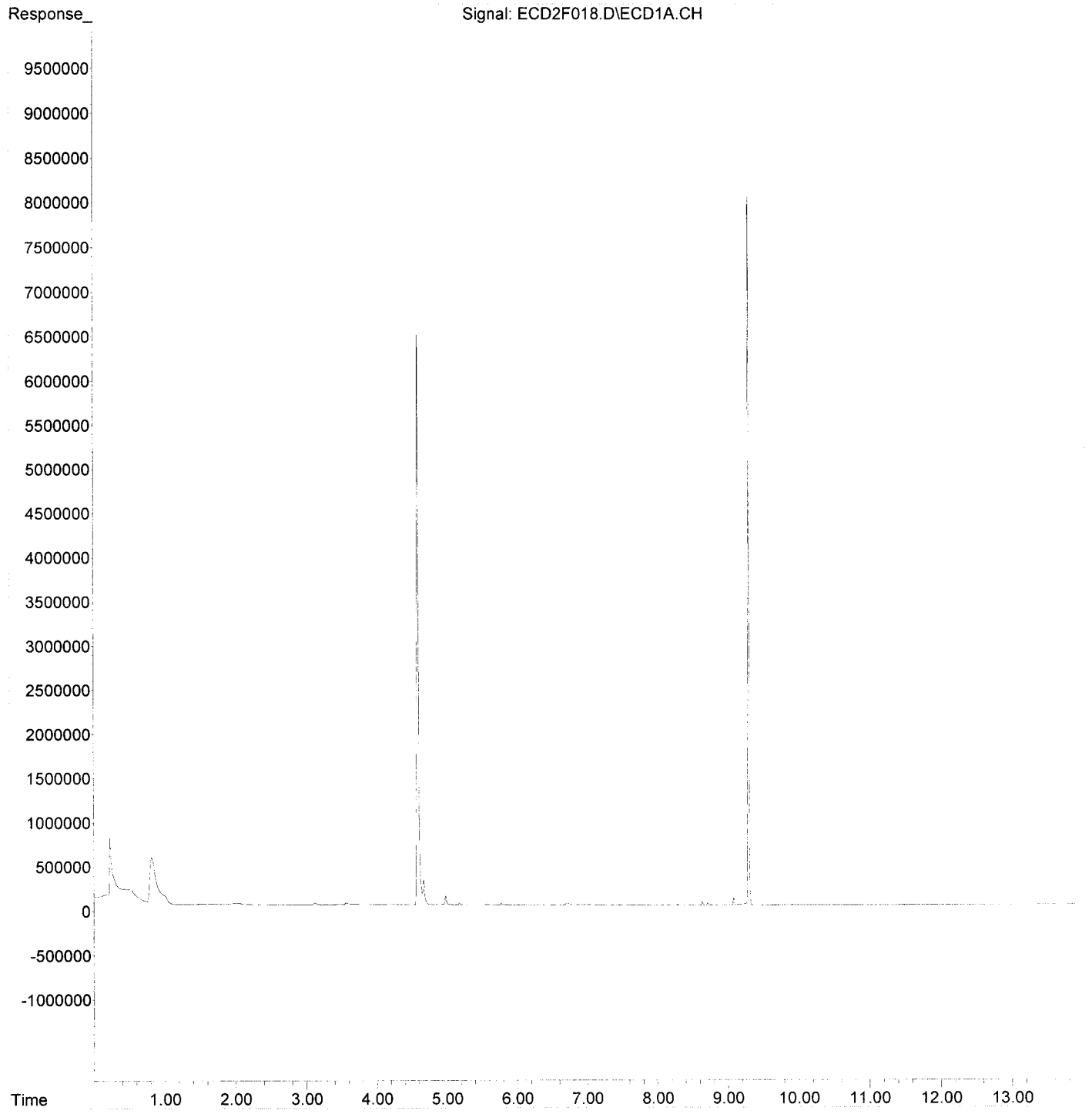

APEX LABORATORIES, LLC
12232 SW Garden Place Tigard OR 97223
phone 503-718-2323
fax 503-718-0333

Polychlorinated Biphenyls by EPA 8082A
Calibration Data

Sequence 9A30022 (Cal ID A9A3104) DUALECD2F

ELEMENT SEQUENCE LOG

Apex Laboratories

Sequence:	**9A30022**	Instrument:	**DUALECD2F**
Date:	**01/30/19 09:07**	Calibration:	**A9A3104**

#	Lab Number	Matrix	Analysis	Client	Due	Batch	ISTD ID	STD ID
1	9A30022-ICB1	Water	QC	QC				A19A288
2	9A30022-CAL1	Water	QC	QC				A19A143
3	9A30022-CAL2	Water	QC	QC				A19A144
4	9A30022-CAL3	Water	QC	QC				A19A145
5	9A30022-CAL4	Water	QC	QC				A19A146
6	9A30022-CAL5	Water	QC	QC				A19A140
7	9A30022-CAL6	Water	QC	QC				A19A141
8	9A30022-CAL7	Water	QC	QC				A19A142
9	9A30022-ICV1	Water	QC	QC				A18I051
10	9A30022-CAL8	Water	QC	QC				A18I041
11	9A30022-CAL9	Water	QC	QC				A18I042
12	9A30022-CALA	Water	QC	QC				A18I043
13	9A30022-CALB	Water	QC	QC				A18I044
14	9A30022-CALC	Water	QC	QC				A18I045
15	9A30022-CALD	Water	QC	QC				A18I046
16	9A30022-CALE	Water	QC	QC				A18I047
17	9A30022-ICV2	Water	QC	QC				A18I052
18	9A30022-ICV3	Water	QC	QC				A18J288
19	9A30022-ICV4	Water	QC	QC				A18I053
20	9A30022-ICV5	Water	QC	QC				A19A114

Comments: ICAL

Data Entered By: MJB 1/31/19

Data Reviewed By: MKT 2/1/19

Calibration Status Report HP G1530A

Method Path : K:\METHODS\
Method File : FECD2_QUANTPCB_190130.M
Title : PCB Data Analysis
Last Update : Thu Jan 31 10:36:30 2019
Response Via : Initial Calibration

A9A3104

AB 1/31/19

#	ID	Conc	ISTD Conc	Path\File
1	1	10	0	K:\DATA\9A30022\ECD2F006.D
2	2	25	0	K:\DATA\9A30022\ECD2F007.D
3	3	50	0	K:\DATA\9A30022\ECD2F008.D
4	4	100	0	K:\DATA\9A30022\ECD2F009.D
5	5	250	0	K:\DATA\9A30022\ECD2F022.D
6	6	500	0	K:\DATA\9A30022\ECD2F011.D
7	7	800	0	K:\DATA\9A30022\ECD2F012.D

#	ID	Update Time	Quant Time	Acquisition Time
1	1	Jan 31 10:34 2019	Jan 30 18:24 2019	30 Jan 2019 9:39 am
2	2	Jan 31 10:34 2019	Jan 30 18:25 2019	30 Jan 2019 9:57 am
3	3	Jan 31 10:35 2019	Jan 30 18:26 2019	30 Jan 2019 10:15 am
4	4	Jan 31 10:35 2019	Jan 30 18:26 2019	30 Jan 2019 10:33 am
5	5	Jan 31 10:36 2019	Jan 31 10:34 2019	30 Jan 2019 2:13 pm
6	6	Jan 31 10:35 2019	Jan 30 18:28 2019	30 Jan 2019 11:09 am
7	7	Jan 31 10:35 2019	Jan 30 18:29 2019	30 Jan 2019 11:27 am

FECD2_QUANTPCB_190130.M Thu Jan 31 12:50:39 2019

Response Factor Report HP G1530A

Method Path : K:\METHODS\
Method File : FECD2_QUANTPCB_190130.M
Title : PCB Data Analysis
Last Update : Thu Jan 31 10:36:30 2019
Response Via : Initial Calibration

Calibration Files
1 =ECD2F006.D 2 =ECD2F007.D 3 =ECD2F008.D
4 =ECD2F009.D 5 =ECD2F022.D 6 =ECD2F011.D

MJB 1/31/19

		Compound	1	2	3	4	5	6	Avg	%RSD
1)	S	TCMX (S)	5.497	5.873	5.780	5.361	5.858	5.953	5.781 E4	4.65
2)		Aroclor 1016 ...	3.079	2.910	2.686	2.529	2.509	2.472	2.674 E3	8.77
3)		Aroclor 1016 ...	5.743	5.545	5.381	5.142	5.016	5.041	5.292 E3	5.17
4)		Aroclor 1016 ...	3.476	3.164	2.941	2.705	2.693	2.673	2.904 E3	10.75
5)		Aroclor 1016 ...	3.002	2.627	2.502	2.252	2.103	2.154	2.391 E3	14.15
6)		Aroclor 1016 ...	3.423	3.287	3.034	2.730	2.685	2.671	2.932 E3	10.84
7)		Aroclor 1016 (6)	2.620	2.219	2.142	1.981	1.867	1.887	2.082 E3	13.28
8)		Aroclor 1016 ...							0.000	-1.00
9)		Aroclor 1221 (1)					8.284		8.284 E2	0.00
10)		Aroclor 1221 (2)					5.432		5.432 E2	0.00
11)		Aroclor 1221 (3)					1.773		1.773 E3	0.00
12)		Aroclor 1221 ...							0.000	-1.00
13)		Aroclor 1232 (1)					1.401		1.401 E3	0.00
14)		Aroclor 1232 (2)					2.135		2.135 E3	0.00
15)		Aroclor 1232 (3)					1.107		1.107 E3	0.00
16)		Aroclor 1232 (4)					7.562		7.562 E2	0.00
17)		Aroclor 1232 (5)					1.039		1.039 E3	0.00
18)		Aroclor 1232 (6)					8.508		8.508 E2	0.00
19)		Aroclor 1232 ...							0.000	-1.00
20)		Aroclor 1242 ...					1.975		1.975 E3	0.00
21)		Aroclor 1242 ...					4.045		4.045 E3	0.00
22)		Aroclor 1242 ...					2.145		2.145 E3	0.00
23)		Aroclor 1242 ...					1.610		1.610 E3	0.00
24)		Aroclor 1242 ...					2.211		2.211 E3	0.00
25)		Aroclor 1242 (6)					1.865		1.865 E3	0.00
26)		Aroclor 1242 ...							0.000	-1.00
27)		Aroclor 1248 ...					2.342		2.342 E3	0.00
28)		Aroclor 1248 ...					2.865		2.865 E3	0.00
29)		Aroclor 1248 ...					3.432		3.432 E3	0.00
30)		Aroclor 1248 ...					3.881		3.881 E3	0.00
31)		Aroclor 1248 ...					4.215		4.215 E3	0.00
32)		Aroclor 1248 (6)					2.256		2.256 E3	0.00
33)		Aroclor 1248 ...							0.000	-1.00
34)		Aroclor 1254 ...					4.283		4.283 E3	0.00
35)		Aroclor 1254 ...					5.397		5.397 E3	0.00
36)		Aroclor 1254 ...					7.922		7.922 E3	0.00
37)		Aroclor 1254 ...					5.279		5.279 E3	0.00
38)		Aroclor 1254 ...					5.337		5.337 E3	0.00
39)		Aroclor 1254 (6)					1.802		1.802 E3	0.00
40)		Aroclor 1254 ...							0.000	-1.00
41)		Aroclor 1260 ...	6.221	5.794	5.729	5.256	5.071	5.135	5.490 E3	7.83
42)		Aroclor 1260 ...	7.496	7.373	7.192	6.591	6.393	6.640	6.888 E3	6.54
43)		Aroclor 1260 (3)	5.473	5.397	5.357	5.073	4.845	4.916	5.134 E3	5.25
44)		Aroclor 1260 (4)	1.268	1.274	1.323	1.216	1.244	1.208	1.246 E4	3.76
45)		Aroclor 1260 (5)	8.473	8.717	8.401	8.169	8.118	8.021	8.248 E3	3.63
46)		Aroclor 1260 (6)	3.799	3.548	3.535	3.322	3.292	3.224	3.412 E3	6.58
47)		Aroclor 1260 ...							0.000	-1.00
48)		Aroclor 1262 (1)					5.517		5.517 E3	0.00
49)		Aroclor 1262 (2)					7.521		7.521 E3	0.00
50)		Aroclor 1262 (3)					6.451		6.451 E3	0.00
51)		Aroclor 1262 (4)					1.420		1.420 E4	0.00
52)		Aroclor 1262 (5)					8.566		8.566 E3	0.00
53)		Aroclor 1262 (6)					4.761		4.761 E3	0.00
54)		Aroclor 1262 ...							0.000	-1.00
55)		Aroclor 1268 (1)					3.334		3.334 E3	0.00
56)		Aroclor 1268 (2)					1.583		1.583 E4	0.00
57)		Aroclor 1268 (3)					1.347		1.347 E4	0.00
58)		Aroclor 1268 (4)					1.188		1.188 E4	0.00
59)		Aroclor 1268 (5)					4.979		4.979 E3	0.00
60)		Aroclor 1268 (6)					3.446		3.446 E4	0.00

Response Factor Report HP G1530A

Method Path : K:\METHODS\
Method File : FECD2_QUANTPCB_190130.M
Title : PCB Data Analysis
Last Update : Thu Jan 31 10:36:30 2019
Response Via : Initial Calibration

Calibration Files
1 =ECD2F006.D 2 =ECD2F007.D 3 =ECD2F008.D
4 =ECD2F009.D 5 =ECD2F022.D 6 =ECD2F011.D

		Compound	1	2	3	4	5	6	Avg	%RSD
61)		Aroclor 1268 ...							0.000	-1.00
62)	S	DCBP (S)	7.466	7.354	7.205	7.225	7.282	7.308	7.281 E4	1.51

(#) = Out of Range ### Number of calibration levels exceeded format ###

Compound List Report HP G1530A

Method Path : K:\METHODS\
Method File : FECD2_QUANTPCB_190130.M
Title : PCB Data Analysis
Last Update : Thu Jan 31 10:36:30 2019
Response Via : Initial Calibration

Total Cpnds : 62

WB 1/31/19

PK#		Compound Name	Exp_RT	Rel_RT	Cal	A/H	ID
1	S	TCMX (S)	4.699	1.000	A	H	L
2		Aroclor 1016 (1)	5.623	1.000	A	H	R
3		Aroclor 1016 (2)	6.036	1.000	A	H	R
4		Aroclor 1016 (3)	6.119	1.000	A	H	R
5		Aroclor 1016 (4)	6.278	1.000	A	H	R
6		Aroclor 1016 (5)	6.499	1.000	A	H	R
7		Aroclor 1016 (6)	6.624	1.000	A	H	R
8		Aroclor 1016 - AVE	0.594	1.000	A	H	R
9		Aroclor 1221 (1)	5.060	1.000	A	H	R
10		Aroclor 1221 (2)	5.180	1.000	A	H	R
11		Aroclor 1221 (3)	5.259	1.000	A	H	R
12		Aroclor 1221 - AVE	0.594	1.000	A	H	R
13		Aroclor 1232 (1)	5.261	1.000	A	H	R
14		Aroclor 1232 (2)	6.037	1.000	A	H	R
15		Aroclor 1232 (3)	6.121	1.000	A	H	R
16		Aroclor 1232 (4)	6.280	1.000	A	H	R
17		Aroclor 1232 (5)	6.501	1.000	A	H	R
18		Aroclor 1232 (6)	6.627	1.000	A	H	R
19		Aroclor 1232 - AVE	0.594	1.000	A	H	R
20		Aroclor 1242 (1)	5.625	1.000	A	H	R
21		Aroclor 1242 (2)	6.037	1.000	A	H	R
22		Aroclor 1242 (3)	6.121	1.000	A	H	R
23		Aroclor 1242 (4)	6.280	1.000	A	H	R
24		Aroclor 1242 (5)	6.502	1.000	A	H	R
25		Aroclor 1242 (6)	6.626	1.000	A	H	R
26		Aroclor 1242 - AVE	0.594	1.000	A	H	R
27		Aroclor 1248 (1)	6.036	1.000	A	H	R
28		Aroclor 1248 (2)	6.280	1.000	A	H	R
29		Aroclor 1248 (3)	6.501	1.000	A	H	R
30		Aroclor 1248 (4)	6.795	1.000	A	H	R
31		Aroclor 1248 (5)	6.832	1.000	A	H	R
32		Aroclor 1248 (6)	7.310	1.000	A	H	R
33		Aroclor 1248 - AVE	0.594	1.000	A	H	R
34		Aroclor 1254 (1)	6.831	1.000	A	H	R
35		Aroclor 1254 (2)	6.943	1.000	A	H	R
36		Aroclor 1254 (3)	7.313	1.000	A	H	R
37		Aroclor 1254 (4)	7.479	1.000	A	H	R
38		Aroclor 1254 (5)	7.860	1.000	A	H	R
39		Aroclor 1254 (6)	8.151	1.000	A	H	R
40		Aroclor 1254 - AVE	0.594	1.000	A	H	R
41		Aroclor 1260 (1)	7.429	1.000	A	H	R
42		Aroclor 1260 (2)	7.565	1.000	A	H	R
43		Aroclor 1260 (3)	8.120	1.000	A	H	R
44		Aroclor 1260 (4)	8.292	1.000	A	H	R
45		Aroclor 1260 (5)	8.590	1.000	A	H	R
46		Aroclor 1260 (6)	8.978	1.000	A	H	R
47		Aroclor 1260 - AVE	0.594	1.000	A	H	R
48		Aroclor 1262 (1)	7.568	1.000	A	H	R
49		Aroclor 1262 (2)	7.891	1.000	A	H	R
50		Aroclor 1262 (3)	8.123	1.000	A	H	R
51		Aroclor 1262 (4)	8.295	1.000	A	H	R
52		Aroclor 1262 (5)	8.592	1.000	A	H	R
53		Aroclor 1262 (6)	8.982	1.000	A	H	R
54		Aroclor 1262 - AVE	0.594	1.000	A	H	R
55		Aroclor 1268 (1)	8.114	1.000	A	H	R
56		Aroclor 1268 (2)	8.541	1.000	A	H	R

57		Aroclor 1268 (3)	8.589	1.000	A	H	R
58		Aroclor 1268 (4)	8.770	1.000	A	H	R
59		Aroclor 1268 (5)	8.981	1.000	A	H	R
60		Aroclor 1268 (6)	9.232	1.000	A	H	R
61		Aroclor 1268 - AVE	0.597	1.000	A	H	R
62	S	DCBP (S)	9.454	1.000	A	H	R

Cal A = Average L = Linear LO = Linear w/origin Q = Quad QO = Quad w/origin
A/H = Area or Height
ID R = R.T. B = R.T. & Q Q = Qvalue L = Largest A = All

FECD2_QUANTPCB_190130.M Thu Jan 31 12:50:58 2019

Element Calibration Review Sheet

Calibration ID: **A9A3104** Instrument: **DUALECD2F** Calibration Date: **01/31/2019**

Analysis: **8082 PCBs** Instrument Cal ID: **FECD2_QUANTPCB_19013**

1016 (1)

Curve Fit: AVERAGE RF

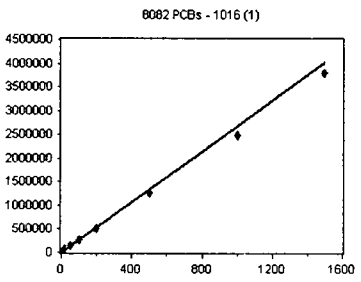

Standard	Concentration	Response	Response Factor	RT
9A30022-CAL1	20	61582	3079.100	5.62
9A30022-CAL2	50	145499	2909.980	5.62
9A30022-CAL3	100	268600	2686.000	5.62
9A30022-CAL4	200	505770	2528.850	5.62
9A30022-CAL5	500	1254489	2508.978	5.62
9A30022-CAL6	1000	2471749	2471.749	5.62
9A30022-CAL7	1500	3796102	2530.735	5.62

AVE RF **2673.627** RF RSD **8.77** AVE RT **5.62**

1016 (2)

Curve Fit: AVERAGE RF

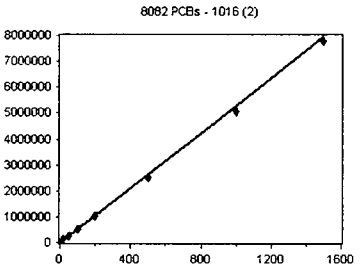

Standard	Concentration	Response	Response Factor	RT
9A30022-CAL1	20	114852	5742.600	6.03
9A30022-CAL2	50	277267	5545.340	6.03
9A30022-CAL3	100	538076	5380.760	6.03
9A30022-CAL4	200	1028331	5141.655	6.04
9A30022-CAL5	500	2508139	5016.278	6.04
9A30022-CAL6	1000	5040502	5040.502	6.04
9A30022-CAL7	1500	7768054	5178.703	6.04

AVE RF **5292.263** RF RSD **5.17** AVE RT **6.04**

1016 (3)

Curve Fit: AVERAGE RF

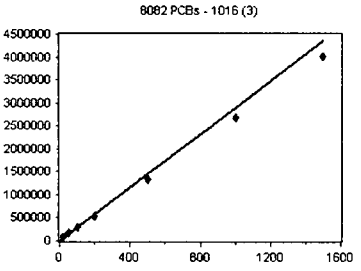

Standard	Concentration	Response	Response Factor	RT
9A30022-CAL1	20	69526	3476.300	6.12
9A30022-CAL2	50	158177	3163.540	6.12
9A30022-CAL3	100	294073	2940.730	6.12
9A30022-CAL4	200	540906	2704.530	6.12
9A30022-CAL5	500	1346535	2693.070	6.12
9A30022-CAL6	1000	2672741	2672.741	6.12
9A30022-CAL7	1500	4016399	2677.599	6.12

AVE RF **2904.073** RF RSD **10.75** AVE RT **6.12**

1016 (4)

Curve Fit: AVERAGE RF

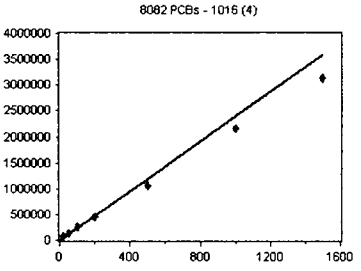

Standard	Concentration	Response	Response Factor	RT
9A30022-CAL1	20	60043	3002.150	6.28
9A30022-CAL2	50	131374	2627.480	6.28
9A30022-CAL3	100	250188	2501.880	6.28
9A30022-CAL4	200	450422	2252.110	6.28
9A30022-CAL5	500	1051686	2103.372	6.28
9A30022-CAL6	1000	2153930	2153.930	6.28
9A30022-CAL7	1500	3145024	2096.683	6.28

AVE RF **2391.086** RF RSD **14.15** AVE RT **6.28**

Element Calibration Review Sheet

Calibration ID: **A9A3104** Instrument: **DUALECD2F** Calibration Date: **01/31/2019**

Analysis: **8082 PCBs** Instrument Cal ID: **FECD2_QUANTPCB_19013**

1016 (5)

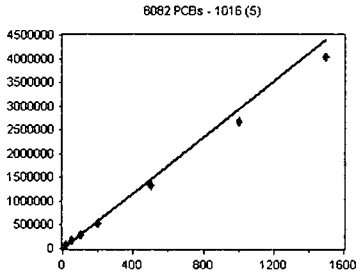

Curve Fit: **AVERAGE RF**

Standard	Concentration	Response	Response Factor	RT
9A30022-CAL1	20	68459	3422.950	6.50
9A30022-CAL2	50	164358	3287.160	6.50
9A30022-CAL3	100	303427	3034.270	6.50
9A30022-CAL4	200	545977	2729.885	6.50
9A30022-CAL5	500	1342553	2685.106	6.50
9A30022-CAL6	1000	2670551	2670.551	6.50
9A30022-CAL7	1500	4037004	2691.336	6.50

AVE RF **2931.608** RF RSD **10.84** AVE RT **6.50**

1016 (6)

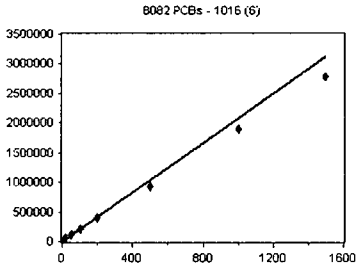

Curve Fit: **AVERAGE RF**

Standard	Concentration	Response	Response Factor	RT
9A30022-CAL1	20	52408	2620.400	6.62
9A30022-CAL2	50	110964	2219.280	6.62
9A30022-CAL3	100	214166	2141.660	6.62
9A30022-CAL4	200	396125	1980.625	6.63
9A30022-CAL5	500	933288	1866.576	6.62
9A30022-CAL6	1000	1887258	1887.258	6.62
9A30022-CAL7	1500	2782558	1855.039	6.63

AVE RF **2081.548** RF RSD **13.28** AVE RT **6.62**

1260 (1)

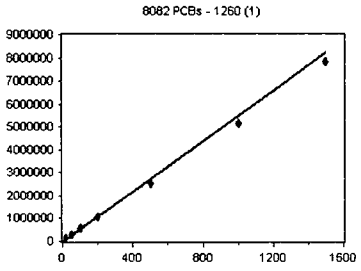

Curve Fit: **AVERAGE RF**

Standard	Concentration	Response	Response Factor	RT
9A30022-CAL1	20	124416	6220.800	7.43
9A30022-CAL2	50	289704	5794.080	7.43
9A30022-CAL3	100	572861	5728.610	7.43
9A30022-CAL4	200	1051123	5255.615	7.43
9A30022-CAL5	500	2535656	5071.312	7.43
9A30022-CAL6	1000	5135331	5135.331	7.43
9A30022-CAL7	1500	7836995	5224.664	7.43

AVE RF **5490.059** RF RSD **7.83** AVE RT **7.43**

1260 (2)

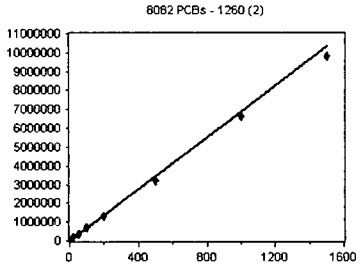

Curve Fit: **AVERAGE RF**

Standard	Concentration	Response	Response Factor	RT
9A30022-CAL1	20	149912	7495.600	7.56
9A30022-CAL2	50	368634	7372.680	7.56
9A30022-CAL3	100	719176	7191.760	7.56
9A30022-CAL4	200	1318276	6591.380	7.57
9A30022-CAL5	500	3196431	6392.862	7.57
9A30022-CAL6	1000	6639782	6639.782	7.56
9A30022-CAL7	1500	9796009	6530.673	7.57

AVE RF **6887.820** RF RSD **6.54** AVE RT **7.56**

Element Calibration Review Sheet

Calibration ID: **A9A3104** Instrument: **DUALECD2F** Calibration Date: **01/31/2019**

Analysis: **8082 PCBs** Instrument Cal ID: **FECD2_QUANTPCB_19013**

1260 (3)

Curve Fit: **AVERAGE RF**

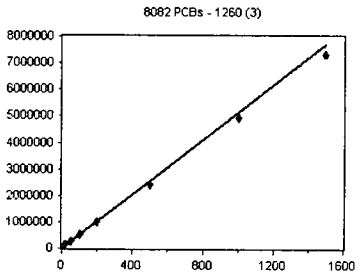

Standard	Concentration	Response	Response Factor	RT
9A30022-CAL1	20	109460	5473.000	8.12
9A30022-CAL2	50	269837	5396.740	8.12
9A30022-CAL3	100	535701	5357.010	8.12
9A30022-CAL4	200	1014667	5073.335	8.12
9A30022-CAL5	500	2422545	4845.090	8.12
9A30022-CAL6	1000	4916194	4916.194	8.12
9A30022-CAL7	1500	7313112	4875.408	8.12

AVE RF **5133.825** RF RSD **5.25** AVE RT **8.12**

1260 (4)

Curve Fit: **AVERAGE RF**

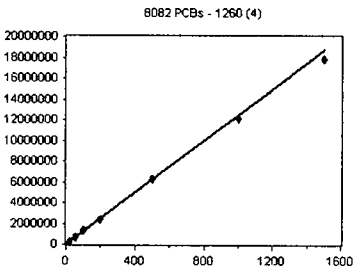

Standard	Concentration	Response	Response Factor	RT
9A30022-CAL1	20	253646	12682.300	8.29
9A30022-CAL2	50	637216	12744.320	8.29
9A30022-CAL3	100	1322935	13229.350	8.29
9A30022-CAL4	200	2432300	12161.500	8.29
9A30022-CAL5	500	6219548	12439.100	8.29
9A30022-CAL6	1000	208482E+07	12084.820	8.29
9A30022-CAL7	1500	778688E+07	11857.920	8.29

AVE RF **12457.040** RF RSD **3.76** AVE RT **8.29**

1260 (5)

Curve Fit: **AVERAGE RF**

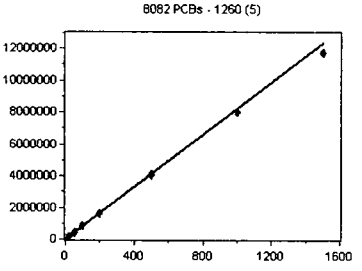

Standard	Concentration	Response	Response Factor	RT
9A30022-CAL1	20	169452	8472.600	8.59
9A30022-CAL2	50	435849	8716.980	8.59
9A30022-CAL3	100	840059	8400.590	8.59
9A30022-CAL4	200	1633889	8169.445	8.59
9A30022-CAL5	500	4059003	8118.006	8.59
9A30022-CAL6	1000	8021252	8021.252	8.59
9A30022-CAL7	1500	175602E+07	7837.347	8.59

AVE RF **8248.031** RF RSD **3.63** AVE RT **8.59**

1260 (6)

Curve Fit: **AVERAGE RF**

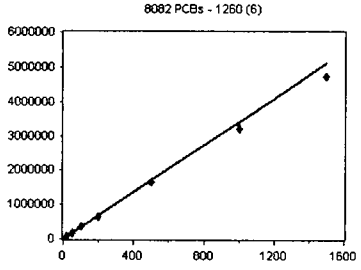

Standard	Concentration	Response	Response Factor	RT
9A30022-CAL1	20	75971	3798.550	8.98
9A30022-CAL2	50	177419	3548.380	8.98
9A30022-CAL3	100	353500	3535.000	8.98
9A30022-CAL4	200	664336	3321.680	8.98
9A30022-CAL5	500	1646223	3292.446	8.98
9A30022-CAL6	1000	3223988	3223.988	8.98
9A30022-CAL7	1500	4746749	3164.499	8.98

AVE RF **3412.078** RF RSD **6.58** AVE RT **8.98**

Element Calibration Review Sheet

Calibration ID: **A9A3104** Instrument: **DUALECD2F** Calibration Date: **01/31/2019**

Analysis: **8082 PCBs** Instrument Cal ID: **FECD2_QUANTPCB_19013**

Decachlorobiphenyl (Surr)

Curve Fit: **AVERAGE RF**

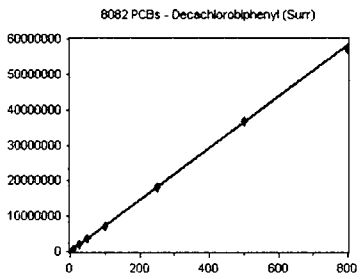

Standard	Concentration	Response	Response Factor	RT
9A30022-CAL1	10	746633	74663.300	9.45
9A30022-CAL2	25	1838415	73536.600	9.45
9A30022-CAL3	50	3602548	72050.960	9.45
9A30022-CAL4	100	7225361	72253.610	9.46
9A30022-CAL5	250	820614E+07	72824.560	9.45
9A30022-CAL6	500	654099E+07	73081.980	9.46
9A30022-CAL7	800	702881E+07	71286.010	9.46

AVE RF **72813.860** RF RSD **1.51** AVE RT **9.45**

CALIBRATION SEQUENCE REVIEW SHEET

SEQUENCE: 9A30022

Analysis Included

1311/8082 TCLP PCBs
608 PCBs
608 PCBs - LL (1000/1mL) +1262/68
8082 PCBs
8082 PCBs - Low Level (2mL FV)
8082 PCBs - Low Level (2mL FV) +1262/68
8082 PCBs - Low Level (1000/1mL)
8082 PCBs - Low Level (1000/1mL) +1262/68
8082 PCBs - Low Level (30g/2mL)
8082 PCBs + 1262/1268
8082 PCBs in Trans. Oil - LL

INSTRUMENT SEQUENCE LOG

SampleID	SampleName	Matrix	STDID	ISTD_ID	Analyzed
9A30022-ICB1	Initial Cal Blank	Water	A19A288		1/30/2019 9:21:00AM
9A30022-CAL1	Cal Standard	Water	A19A143	"	1/30/2019 9:39:00AM
9A30022-CAL2	Cal Standard	Water	A19A144	"	1/30/2019 9:57:00AM
9A30022-CAL3	Cal Standard	Water	A19A145	"	1/30/2019 10:15:00AM
9A30022-CAL4	Cal Standard	Water	A19A146	"	1/30/2019 10:33:00AM
9A30022-CAL5	Cal Standard	Water	A19A140	"	1/30/2019 10:51:00AM
9A30022-CAL6	Cal Standard	Water	A19A141	"	1/30/2019 11:09:00AM
9A30022-CAL7	Cal Standard	Water	A19A142	"	1/30/2019 11:27:00AM
9A30022-ICV1	Initial Cal Check	Water	A18I051	"	1/30/2019 11:45:00AM
9A30022-CAL8	Cal Standard	Water	A18I041	"	1/30/2019 12:03:00PM
9A30022-CAL9	Cal Standard	Water	A18I042	"	1/30/2019 12:43:00PM
9A30022-CALA	Cal Standard	Water	A18I043	"	1/30/2019 1:01:00PM
9A30022-CALB	Cal Standard	Water	A18I044	"	1/30/2019 1:19:00PM
9A30022-CALC	Cal Standard	Water	A18I045	"	1/30/2019 1:37:00PM
9A30022-CALD	Cal Standard	Water	A18I046	"	1/30/2019 1:55:00PM
9A30022-CALE	Cal Standard	Water	A18I047	"	1/30/2019 2:13:00PM
9A30022-ICV2	Initial Cal Check	Water	A18I052	"	1/30/2019 2:31:00PM
9A30022-ICV3	Initial Cal Check	Water	A18J288	"	1/30/2019 2:49:00PM
9A30022-ICV4	Initial Cal Check	Water	A18I053	"	1/30/2019 3:07:00PM
9A30022-ICV5	Initial Cal Check	Water	A19A114	"	1/30/2019 3:25:00PM

CALIBRATION STANDARD RECOVERIES

Calibration: **A9A3104** Instrument: **DUALECD2F**

1311/8082 TCLP PCBs Sequence: **9A30022** Matrix: **Water**

9A30022-CAL1	Inst. MRL	Recalc Res.	Cal Level	%Rec.	Qual
Aroclor 1016	0.0000	0.00	20.0	0	
Aroclor 1260	0.0000	0.00	20.0	0	
Aroclor 1016	0.0000	0.00	20.0	0	
Aroclor 1260	0.0000	0.00	20.0	0	
9A30022-CAL2	**Inst. MRL**	**Recalc Res.**	**Cal Level**	**%Rec.**	**Qual**
Aroclor 1016	0.0000	0.00	50.0	0	
Aroclor 1260	0.0000	0.00	50.0	0	

CALIBRATION SEQUENCE REVIEW SHEET

SEQUENCE: 9A30022

Aroclor 1016	0.0000	0.00	50.0	0	
Aroclor 1260	0.0000	0.00	50.0	0	
9A30022-CAL3	**Inst. MRL**	**Recalc Res.**	**Cal Level**	**%Rec.**	**Qual**
Aroclor 1016	0.0000	0.00	100	0	
Aroclor 1260	0.0000	0.00	100	0	
Aroclor 1016	0.0000	0.00	100	0	
Aroclor 1260	0.0000	0.00	100	0	
9A30022-CAL4	**Inst. MRL**	**Recalc Res.**	**Cal Level**	**%Rec.**	**Qual**
Aroclor 1016	0.0000	0.00	200	0	
Aroclor 1260	0.0000	0.00	200	0	
Aroclor 1016	0.0000	0.00	200	0	
Aroclor 1260	0.0000	0.00	200	0	
9A30022-CAL5	**Inst. MRL**	**Recalc Res.**	**Cal Level**	**%Rec.**	**Qual**
Aroclor 1016	0.0000	0.00	500	0	
Aroclor 1260	0.0000	0.00	500	0	
Aroclor 1016	0.0000	0.00	500	0	
Aroclor 1260	0.0000	0.00	500	0	
9A30022-CAL6	**Inst. MRL**	**Recalc Res.**	**Cal Level**	**%Rec.**	**Qual**
Aroclor 1016	800.0000	0.00	1000	0	
Aroclor 1260	800.0000	0.00	1000	0	
Aroclor 1016	0.0000	0.00	1000	0	
Aroclor 1260	0.0000	0.00	1000	0	
Aroclor 1016	0.0000	0.00	1000	0	
Aroclor 1260	0.0000	0.00	1000	0	
9A30022-CAL7	**Inst. MRL**	**Recalc Res.**	**Cal Level**	**%Rec.**	**Qual**
Aroclor 1016	800.0000	0.00	1500	0	
Aroclor 1260	800.0000	0.00	1500	0	
Aroclor 1016	0.0000	0.00	1500	0	
Aroclor 1260	0.0000	0.00	1500	0	
Aroclor 1016	0.0000	0.00	1500	0	
Aroclor 1260	0.0000	0.00	1500	0	
9A30022-CAL8	**Inst. MRL**	**Recalc Res.**	**Cal Level**	**%Rec.**	**Qual**
Aroclor 1221	0.0000	0.00	500	0	
Aroclor 1221	0.0000	0.00	500	0	
9A30022-CAL9	**Inst. MRL**	**Recalc Res.**	**Cal Level**	**%Rec.**	**Qual**
Aroclor 1232	0.0000	0.00	500	0	
Aroclor 1232	0.0000	0.00	500	0	
9A30022-CALA	**Inst. MRL**	**Recalc Res.**	**Cal Level**	**%Rec.**	**Qual**
Aroclor 1242	0.0000	0.00	500	0	
Aroclor 1242	0.0000	0.00	500	0	
9A30022-CALB	**Inst. MRL**	**Recalc Res.**	**Cal Level**	**%Rec.**	**Qual**
Aroclor 1248	0.0000	0.00	500	0	
Aroclor 1248	0.0000	0.00	500	0	
9A30022-CALC	**Inst. MRL**	**Recalc Res.**	**Cal Level**	**%Rec.**	**Qual**
Aroclor 1254	0.0000	0.00	500	0	
Aroclor 1254	0.0000	0.00	500	0	

CALIBRATION SEQUENCE REVIEW SHEET

SEQUENCE: 9A30022

9A30022-CALD	Inst. MRL	Recalc Res.	Cal Level	%Rec.	Qual
Aroclor 1262	0.0000	0.00	500	0	
Aroclor 1262	0.0000	0.00	500	0	

9A30022-CALE	Inst. MRL	Recalc Res.	Cal Level	%Rec.	Qual
Aroclor 1268	0.0000	0.00	500	0	
Aroclor 1268	0.0000	0.00	500	0	

Compounds listed above have recalculated recoveries outside 70-130% of the true values, and the calibration levels are above the reporting level. If no compounds are listed, all are OK. Please see the next section for quadatic fit compounds.

Analytes With Quadratic Curve Fits

Qualifier	iMDL	iMRL	Spike Amt	%Difference	OK?	Raise MRL to ?
				———	☐	☐ ———

Analytes listed above have quadratic curve fits. If they are using a weighting otpion, they must be checked against the requanted curve points to determine if the recalculated results are within limits (70-130 or as specified).

ICV RECOVERIES

Calibration: **A9A3104** Instrument: **DUALECD2F**

608 PCBs - LL (1000/1mL) +1 Sequence: **9A30022** Matrix: **Water**

9A30022-ICV1	Inst. MRL	ICV Level	Result	%Rec.	Qual

Compounds listed above have Initial Calibration Verification standard recoveries outside 70-130% of the true values. If no compounds are listed, all have passing recoveries.

Quantitation Report (Not Reviewed)

Data Path : K:\DATA\9A30022\
Data File : ECD2F005.D
Signal(s) : ECD1A.CH
Acq On : 30 Jan 2019 9:21 am
Operator : MJB / KAK
Sample : 9A30022-ICB1
Misc :
ALS Vial : 3 Sample Multiplier: 1

Integration File: PCB1.e
Quant Time: Jan 31 12:39:29 2019
Quant Method : K:\METHODS\FECD2_QUANTPCB_190130.M
Quant Title : PCB Data Analysis
QLast Update : Thu Jan 31 10:36:30 2019
Response via : Initial Calibration
Integrator: ChemStation 6890 Scale Mode: Small noise peaks clipped

MJB 1/31/19

	Compound	R.T.	Response	Conc Units
	System Monitoring Compounds			
1) S	TCMX (S)	4.697	5445891	94.201 ng/ml
62) S	DCBP (S)	9.453	7056142	96.907 ng/ml
	Target Compounds			
2)	Aroclor 1016 (1)	5.621	2651	0.992 ng/ml
3)	Aroclor 1016 (2)	6.036	2047	0.387 ng/ml
4)	Aroclor 1016 (3)	6.125	1788	0.616 ng/ml
5)	Aroclor 1016 (4)	6.277	1661	0.695 ng/ml
6)	Aroclor 1016 (5)	6.500	1239	0.423 ng/ml
7)	Aroclor 1016 (6)	6.627	967	0.464 ng/ml
8)	Aroclor 1016 - AVE	0.000	0	N.D. ng/ml
9)	Aroclor 1221 (1)	5.057	5158	6.227 ng/ml
10)	Aroclor 1221 (2)	5.207	4043	7.442 ng/ml
11)	Aroclor 1221 (3)	5.259	3622	2.043 ng/ml
12)	Aroclor 1221 - AVE	0.000	0	N.D. ng/ml
13)	Aroclor 1232 (1)	5.259	3622	2.585 ng/ml
14)	Aroclor 1232 (2)	6.036	2047	0.959 ng/ml
15)	Aroclor 1232 (3)	6.125	1788	1.614 ng/ml
16)	Aroclor 1232 (4)	6.277	1661	2.197 ng/ml
17)	Aroclor 1232 (5)	6.500	1239	1.192 ng/ml
18)	Aroclor 1232 (6)	6.627	967	1.136 ng/ml
19)	Aroclor 1232 - AVE	0.000	0	N.D. ng/ml
20)	Aroclor 1242 (1)	5.629	2441	1.236 ng/ml
21)	Aroclor 1242 (2)	6.036	2047	0.506 ng/ml
22)	Aroclor 1242 (3)	6.125	1788	0.834 ng/ml
23)	Aroclor 1242 (4)	6.277	1661	1.032 ng/ml
24)	Aroclor 1242 (5)	6.500	1239	0.560 ng/ml
25)	Aroclor 1242 (6)	6.627	967	0.518 ng/ml
26)	Aroclor 1242 - AVE	0.000	0	N.D. ng/ml
27)	Aroclor 1248 (1)	6.036	2047	0.874 ng/ml
28)	Aroclor 1248 (2)	6.277	1661	0.580 ng/ml
29)	Aroclor 1248 (3)	6.500	1239	0.361 ng/ml
30)	Aroclor 1248 (4)	6.793	564	0.145 ng/ml
31)	Aroclor 1248 (5)	6.833	453	0.108 ng/ml
32)	Aroclor 1248 (6)	7.314	886	0.393 ng/ml
33)	Aroclor 1248 - AVE	0.000	0	N.D. ng/ml
34)	Aroclor 1254 (1)	6.833	453	0.106 ng/ml
35)	Aroclor 1254 (2)	6.942	344	0.064 ng/ml
36)	Aroclor 1254 (3)	7.314	886	0.112 ng/ml
37)	Aroclor 1254 (4)	7.481	188	0.036 ng/ml
38)	Aroclor 1254 (5)	7.868	1795	0.336 ng/ml
39)	Aroclor 1254 (6)	8.150	349	0.194 ng/ml
40)	Aroclor 1254 - AVE	0.000	0	N.D. ng/ml
41)	Aroclor 1260 (1)	7.430	445	0.081 ng/ml
42)	Aroclor 1260 (2)	7.563	285	0.041 ng/ml
43)	Aroclor 1260 (3)	8.119	438	0.085 ng/ml
44)	Aroclor 1260 (4)	8.287	2858	0.229 ng/ml
45)	Aroclor 1260 (5)	8.595	1194	0.145 ng/ml
46)	Aroclor 1260 (6)	8.979	2977	0.872 ng/ml
47)	Aroclor 1260 - AVE	0.000	0	N.D. ng/ml

Quantitation Report (Not Reviewed)

Data Path : K:\DATA\9A30022\
Data File : ECD2F005.D
Signal(s) : ECD1A.CH
Acq On : 30 Jan 2019 9:21 am
Operator : MJB / KAK
Sample : 9A30022-ICB1
Misc :
ALS Vial : 3 Sample Multiplier: 1

Integration File: PCB1.e
Quant Time: Jan 31 12:39:29 2019
Quant Method : K:\METHODS\FECD2_QUANTPCB_190130.M
Quant Title : PCB Data Analysis
QLast Update : Thu Jan 31 10:36:30 2019
Response via : Initial Calibration
Integrator: ChemStation 6890 Scale Mode: Small noise peaks clipped

	Compound	R.T.	Response	Conc Units
48)	Aroclor 1262 (1)	7.563	285	0.052 ng/ml
49)	Aroclor 1262 (2)	7.899	381	0.051 ng/ml
50)	Aroclor 1262 (3)	8.119	438	0.068 ng/ml
51)	Aroclor 1262 (4)	8.287	2858	0.201 ng/ml
52)	Aroclor 1262 (5)	8.595	1194	0.139 ng/ml
53)	Aroclor 1262 (6)	8.979	2977	0.625 ng/ml
54)	Aroclor 1262 - AVE	0.000	0	N.D. ng/ml
55)	Aroclor 1268 (1)	8.113	488	0.146 ng/ml
56)	Aroclor 1268 (2)	8.541	449	0.028 ng/ml
57)	Aroclor 1268 (3)	8.595	1194	0.089 ng/ml
58)	Aroclor 1268 (4)	8.767	42575	3.584 ng/ml
59)	Aroclor 1268 (5)	8.979	2977	0.598 ng/ml
60)	Aroclor 1268 (6)	9.228	69718	2.023 ng/ml
61)	Aroclor 1268 - AVE	0.000	0	N.D. ng/ml

(f)=RT Delta > 1/2 Window (m)=manual int.

Quantitation Report (Not Reviewed)

Data Path : K:\DATA\9A30022\
Data File : ECD2F005.D
Signal(s) : ECD1A.CH
Acq On : 30 Jan 2019 9:21 am
Operator : MJB / KAK
Sample : 9A30022-ICB1
Misc :
ALS Vial : 3 Sample Multiplier: 1

Integration File: PCB1.e
Quant Time: Jan 31 12:39:29 2019
Quant Method : K:\METHODS\FECD2_QUANTPCB_190130.M
Quant Title : PCB Data Analysis
QLast Update : Thu Jan 31 10:36:30 2019
Response via : Initial Calibration
Integrator: ChemStation 6890 Scale Mode: Small noise peaks clipped

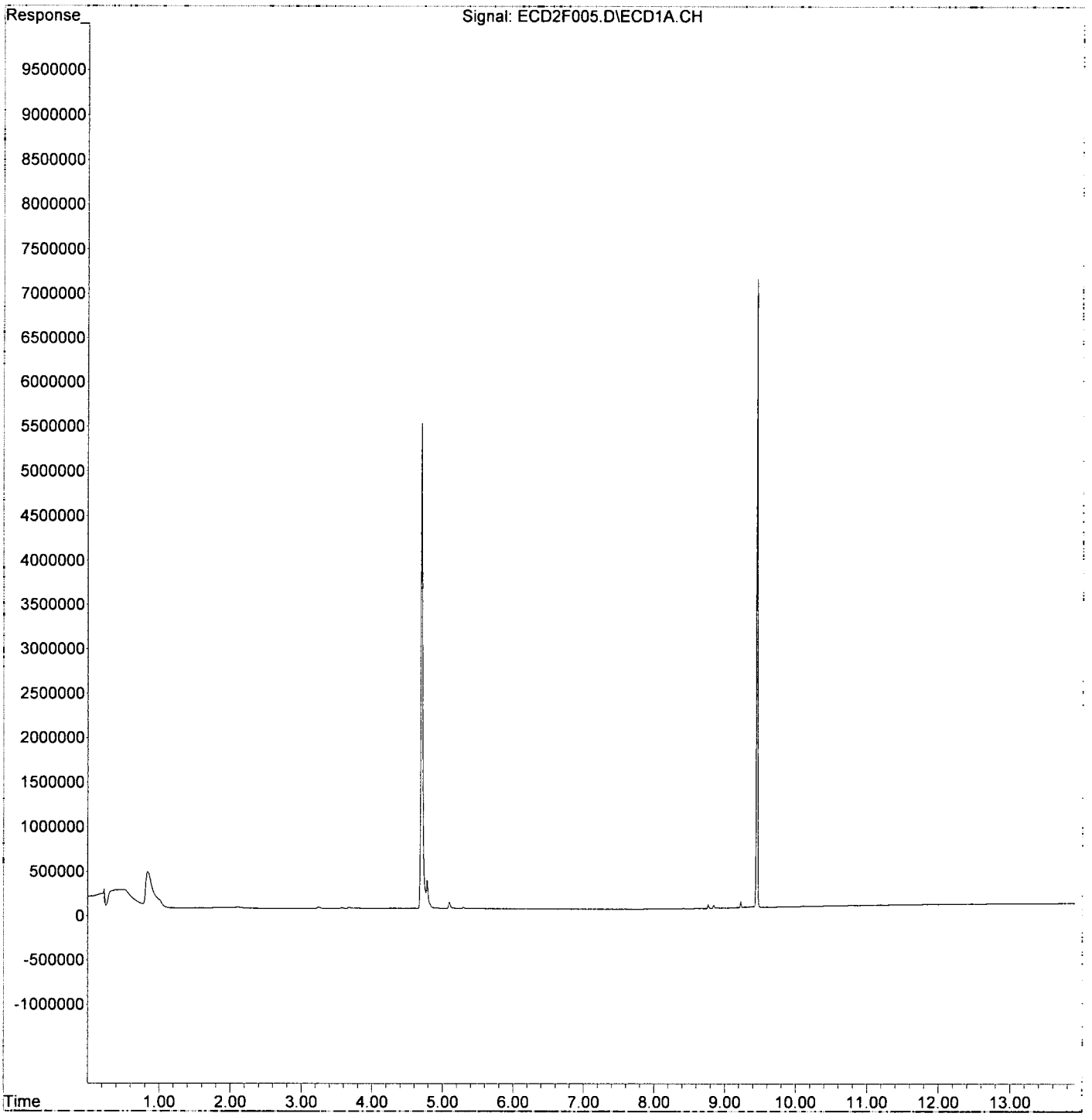

Quantitation Report (Not Reviewed)

Data Path : K:\DATA\9A30022\
Data File : ECD2F013.D
Signal(s) : ECD1A.CH
Acq On : 30 Jan 2019 11:45 am
Operator : MJB / KAK
Sample : 9A30022-ICV1
Misc :
ALS Vial : 11 Sample Multiplier: 1

Integration File: PCB1.e
Quant Time: Jan 31 12:39:44 2019
Quant Method : K:\METHODS\FECD2_QUANTPCB_190130.M
Quant Title : PCB Data Analysis
QLast Update : Thu Jan 31 10:36:30 2019
Response via : Initial Calibration
Integrator: ChemStation 6890 Scale Mode: Small noise peaks clipped

MB 1/31/19

	Compound	R.T.	Response	Conc	Units	
	System Monitoring Compounds					
1) S	TCMX (S)	4.701	12551675	217.115	ng/ml	
62) S	DCBP (S)	9.456	15644358	214.854	ng/ml	
	Target Compounds					
2)	Aroclor 1016 (1)	5.625	1187484	444.147	ng/ml	
3)	Aroclor 1016 (2)	6.037	2570699	485.747	ng/ml	
4)	Aroclor 1016 (3)	6.121	1250179	430.491	ng/ml	447.31
5)	Aroclor 1016 (4)	6.280	1062240	444.250	ng/ml	
6)	Aroclor 1016 (5)	6.502	1292336	440.828	ng/ml	
7)	Aroclor 1016 (6)	6.627	912510	438.380	ng/ml	
8)	Aroclor 1016 - AVE	0.000	0	N.D.	ng/ml	
9)	Aroclor 1221 (1)	5.061	115829	139.819	ng/ml	
10)	Aroclor 1221 (2)	5.181	128451	236.456	ng/ml	
11)	Aroclor 1221 (3)	5.261	607299	342.580	ng/ml	
12)	Aroclor 1221 - AVE	0.000	0	N.D.	ng/ml	
13)	Aroclor 1232 (1)	5.261	607299	433.542	ng/ml	
14)	Aroclor 1232 (2)	6.037	2570699	1204.101	ng/ml	
15)	Aroclor 1232 (3)	6.121	1250179	1129.040	ng/ml	
16)	Aroclor 1232 (4)	6.280	1062240	1404.697	ng/ml	
17)	Aroclor 1232 (5)	6.502	1292336	1243.418	ng/ml	
18)	Aroclor 1232 (6)	6.627	912510	1072.540	ng/ml	
19)	Aroclor 1232 - AVE	0.000	0	N.D.	ng/ml	
20)	Aroclor 1242 (1)	5.625	1187484	601.150	ng/ml	
21)	Aroclor 1242 (2)	6.037	2570699	635.522	ng/ml	
22)	Aroclor 1242 (3)	6.121	1250179	582.943	ng/ml	
23)	Aroclor 1242 (4)	6.280	1062240	659.927	ng/ml	
24)	Aroclor 1242 (5)	6.502	1292336	584.423	ng/ml	
25)	Aroclor 1242 (6)	6.627	912510	489.397	ng/ml	
26)	Aroclor 1242 - AVE	0.000	0	N.D.	ng/ml	
27)	Aroclor 1248 (1)	6.037	2570699	1097.877	ng/ml	
28)	Aroclor 1248 (2)	6.280	1062240	370.795	ng/ml	
29)	Aroclor 1248 (3)	6.502	1292336	376.550	ng/ml	
30)	Aroclor 1248 (4)	6.796	219805	56.636	ng/ml	
31)	Aroclor 1248 (5)	6.829	1044271	247.755	ng/ml	
32)	Aroclor 1248 (6)	7.318	2033367	901.118	ng/ml	
33)	Aroclor 1248 - AVE	0.000	0	N.D.	ng/ml	
34)	Aroclor 1254 (1)	6.829	1044271	243.790	ng/ml	
35)	Aroclor 1254 (2)	6.941	1051258	194.789	ng/ml	
36)	Aroclor 1254 (3)	7.318	2033367	256.664	ng/ml	
37)	Aroclor 1254 (4)	7.477	229166	43.414	ng/ml	
38)	Aroclor 1254 (5)	7.859	3079053	576.922	ng/ml	
39)	Aroclor 1254 (6)	8.149	332093	184.297	ng/ml	
40)	Aroclor 1254 - AVE	0.000	0	N.D.	ng/ml	
41)	Aroclor 1260 (1)	7.432	2914952	530.951	ng/ml	
42)	Aroclor 1260 (2)	7.566	3612929	524.539	ng/ml	
43)	Aroclor 1260 (3)	8.122	2336803	455.178	ng/ml	464.79
44)	Aroclor 1260 (4)	8.294	5635294	452.378	ng/ml	
45)	Aroclor 1260 (5)	8.592	3663636	444.183	ng/ml	
46)	Aroclor 1260 (6)	8.979	1301664	381.487	ng/ml	
47)	Aroclor 1260 - AVE	0.000	0	N.D.	ng/ml	

Quantitation Report (Not Reviewed)

Data Path : K:\DATA\9A30022\
Data File : ECD2F013.D
Signal(s) : ECD1A.CH
Acq On : 30 Jan 2019 11:45 am
Operator : MJB / KAK
Sample : 9A30022-ICV1
Misc :
ALS Vial : 11 Sample Multiplier: 1

Integration File: PCB1.e
Quant Time: Jan 31 12:39:44 2019
Quant Method : K:\METHODS\FECD2_QUANTPCB_190130.M
Quant Title : PCB Data Analysis
QLast Update : Thu Jan 31 10:36:30 2019
Response via : Initial Calibration
Integrator: ChemStation 6890 Scale Mode: Small noise peaks clipped

	Compound	R.T.	Response	Conc	Units
48)	Aroclor 1262 (1)	7.566	3612929	654.875	ng/ml
49)	Aroclor 1262 (2)	7.890	2185341	290.579	ng/ml
50)	Aroclor 1262 (3)	8.122	2336803	362.222	ng/ml
51)	Aroclor 1262 (4)	8.294	5635294	396.881	ng/ml
52)	Aroclor 1262 (5)	8.592	3663636	427.673	ng/ml
53)	Aroclor 1262 (6)	8.979	1301664	273.419	ng/ml
54)	Aroclor 1262 - AVE	0.000	0	N.D.	ng/ml
55)	Aroclor 1268 (1)	8.122	2336803	700.893	ng/ml
56)	Aroclor 1268 (2)	8.540	1083082	68.409	ng/ml
57)	Aroclor 1268 (3)	8.592	3663636	271.979	ng/ml
58)	Aroclor 1268 (4)	8.766	178897	15.060	ng/ml
59)	Aroclor 1268 (5)	8.979	1301664	261.434	ng/ml
60)	Aroclor 1268 (6)	9.229	390269	11.326	ng/ml
61)	Aroclor 1268 - AVE	0.000	0	N.D.	ng/ml

(f)=RT Delta > 1/2 Window (m)=manual int.

Quantitation Report (Not Reviewed)

Data Path : K:\DATA\9A30022\
Data File : ECD2F013.D
Signal(s) : ECD1A.CH
Acq On : 30 Jan 2019 11:45 am
Operator : MJB / KAK
Sample : 9A30022-ICV1
Misc :
ALS Vial : 11 Sample Multiplier: 1

Integration File: PCB1.e
Quant Time: Jan 31 12:39:44 2019
Quant Method : K:\METHODS\FECD2_QUANTPCB_190130.M
Quant Title : PCB Data Analysis
QLast Update : Thu Jan 31 10:36:30 2019
Response via : Initial Calibration
Integrator: ChemStation 6890 Scale Mode: Small noise peaks clipped

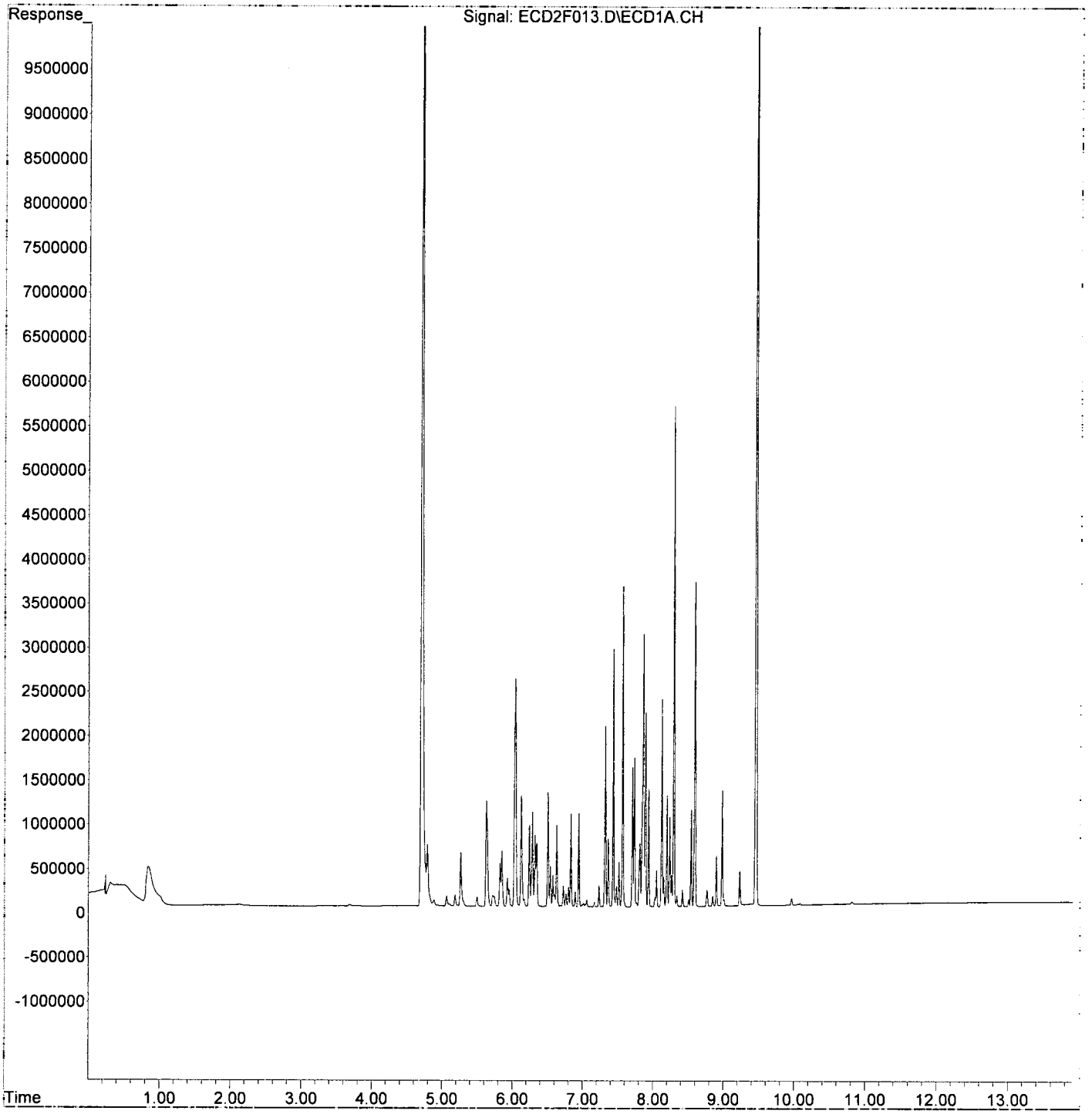

Quantitation Report (Not Reviewed)

Data Path : K:\DATA\9A30022\
Data File : ECD2F023.D
Signal(s) : ECD1A.CH
Acq On : 30 Jan 2019 2:31 pm
Operator : MJB / KAK
Sample : 9A30022-ICV2
Misc :
ALS Vial : 19 Sample Multiplier: 1

Integration File: PCB1.e
Quant Time: Jan 31 12:40:01 2019
Quant Method : K:\METHODS\FECD2_QUANTPCB_190130.M
Quant Title : PCB Data Analysis
QLast Update : Thu Jan 31 10:36:30 2019
Response via : Initial Calibration
Integrator: ChemStation 6890 Scale Mode: Small noise peaks clipped

MJB 2/3/19

	Compound	R.T.	Response	Conc	Units	
	System Monitoring Compounds					
1) S	TCMX (S)	4.704	2191755	37.912	ng/ml	
62) S	DCBP (S)	9.456	6335997	87.016	ng/ml	
	Target Compounds					
2)	Aroclor 1016 (1)	5.628	250317	93.625	ng/ml	
3)	Aroclor 1016 (2)	6.040	330605	62.469	ng/ml	
4)	Aroclor 1016 (3)	6.123	192964	66.446	ng/ml	
5)	Aroclor 1016 (4)	6.282	1111139	464.701	ng/ml	
6)	Aroclor 1016 (5)	6.503	612052	208.777	ng/ml	
7)	Aroclor 1016 (6)	6.629	210403	101.080	ng/ml	
8)	Aroclor 1016 - AVE	0.000	0	N.D.	ng/ml	
9)	Aroclor 1221 (1)	5.064	768174	927.276	ng/ml	933.78
10)	Aroclor 1221 (2)	5.183	498116	916.949	ng/ml	
11)	Aroclor 1221 (3)	5.264	1696710	957.121	ng/ml	
12)	Aroclor 1221 - AVE	0.000	0	N.D.	ng/ml	
13)	Aroclor 1232 (1)	5.264	1696710	1211.258	ng/ml	
14)	Aroclor 1232 (2)	6.040	330605	154.853	ng/ml	
15)	Aroclor 1232 (3)	6.123	192964	174.266	ng/ml	
16)	Aroclor 1232 (4)	6.282	1111139	1469.361	ng/ml	
17)	Aroclor 1232 (5)	6.503	612052	588.884	ng/ml	
18)	Aroclor 1232 (6)	6.629	210403	247.303	ng/ml	
19)	Aroclor 1232 - AVE	0.000	0	N.D.	ng/ml	
20)	Aroclor 1242 (1)	5.628	250317	126.720	ng/ml	
21)	Aroclor 1242 (2)	6.040	330605	81.731	ng/ml	
22)	Aroclor 1242 (3)	6.123	192964	89.977	ng/ml	
23)	Aroclor 1242 (4)	6.282	1111139	690.306	ng/ml	
24)	Aroclor 1242 (5)	6.503	612052	276.783	ng/ml	
25)	Aroclor 1242 (6)	6.629	210403	112.844	ng/ml	
26)	Aroclor 1242 - AVE	0.000	0	N.D.	ng/ml	
27)	Aroclor 1248 (1)	6.040	330605	141.192	ng/ml	
28)	Aroclor 1248 (2)	6.282	1111139	387.864	ng/ml	
29)	Aroclor 1248 (3)	6.503	612052	178.335	ng/ml	
30)	Aroclor 1248 (4)	6.797	953685	245.730	ng/ml	
31)	Aroclor 1248 (5)	6.831	2093336	496.647	ng/ml	
32)	Aroclor 1248 (6)	7.312	3837410	1700.607	ng/ml	
33)	Aroclor 1248 - AVE	0.000	0	N.D.	ng/ml	
34)	Aroclor 1254 (1)	6.831	2093336	488.700	ng/ml	467.74
35)	Aroclor 1254 (2)	6.943	2578360	477.749	ng/ml	
36)	Aroclor 1254 (3)	7.312	3837410	484.381	ng/ml	
37)	Aroclor 1254 (4)	7.479	2457790	465.607	ng/ml	
38)	Aroclor 1254 (5)	7.860	2815226	527.488	ng/ml	
39)	Aroclor 1254 (6)	8.150	869724	482.659	ng/ml	
40)	Aroclor 1254 - AVE	0.000	0	N.D.	ng/ml	
41)	Aroclor 1260 (1)	7.433	1536429	279.856	ng/ml	
42)	Aroclor 1260 (2)	7.567	1760576	255.607	ng/ml	
43)	Aroclor 1260 (3)	8.122	280154	54.570	ng/ml	
44)	Aroclor 1260 (4)	8.294	660936	53.057	ng/ml	
45)	Aroclor 1260 (5)	8.592	529348	64.179	ng/ml	
46)	Aroclor 1260 (6)	8.980	96643	28.324	ng/ml	
47)	Aroclor 1260 - AVE	0.000	0	N.D.	ng/ml	

Quantitation Report (Not Reviewed)

Data Path : K:\DATA\9A30022\
Data File : ECD2F023.D
Signal(s) : ECD1A.CH
Acq On : 30 Jan 2019 2:31 pm
Operator : MJB / KAK
Sample : 9A30022-ICV2
Misc :
ALS Vial : 19 Sample Multiplier: 1

Integration File: PCB1.e
Quant Time: Jan 31 12:40:01 2019
Quant Method : K:\METHODS\FECD2_QUANTPCB_190130.M
Quant Title : PCB Data Analysis
QLast Update : Thu Jan 31 10:36:30 2019
Response via : Initial Calibration
Integrator: ChemStation 6890 Scale Mode: Small noise peaks clipped

	Compound	R.T.	Response	Conc	Units
48)	Aroclor 1262 (1)	7.567	1760576	319.120	ng/ml
49)	Aroclor 1262 (2)	7.890	249177	33.132	ng/ml
50)	Aroclor 1262 (3)	8.122	280154	43.426	ng/ml
51)	Aroclor 1262 (4)	8.294	660936	46.548	ng/ml
52)	Aroclor 1262 (5)	8.592	529348	61.793	ng/ml
53)	Aroclor 1262 (6)	8.980	96643	20.300	ng/ml
54)	Aroclor 1262 - AVE	0.000	0	N.D.	ng/ml
55)	Aroclor 1268 (1)	8.122	280154	84.028	ng/ml
56)	Aroclor 1268 (2)	8.540	91779	5.797	ng/ml
57)	Aroclor 1268 (3)	8.592	529348	39.297	ng/ml
58)	Aroclor 1268 (4)	8.768	54963	4.627	ng/ml
59)	Aroclor 1268 (5)	8.980	96643	19.410	ng/ml
60)	Aroclor 1268 (6)	9.230	87553	2.541	ng/ml
61)	Aroclor 1268 - AVE	0.000	0	N.D.	ng/ml

(f)=RT Delta > 1/2 Window (m)=manual int.

Quantitation Report (Not Reviewed)

Data Path : K:\DATA\9A30022\
Data File : ECD2F023.D
Signal(s) : ECD1A.CH
Acq On : 30 Jan 2019 2:31 pm
Operator : MJB / KAK
Sample : 9A30022-ICV2
Misc :
ALS Vial : 19 Sample Multiplier: 1

Integration File: PCB1.e
Quant Time: Jan 31 12:40:01 2019
Quant Method : K:\METHODS\FECD2_QUANTPCB_190130.M
Quant Title : PCB Data Analysis
QLast Update : Thu Jan 31 10:36:30 2019
Response via : Initial Calibration
Integrator: ChemStation 6890 Scale Mode: Small noise peaks clipped

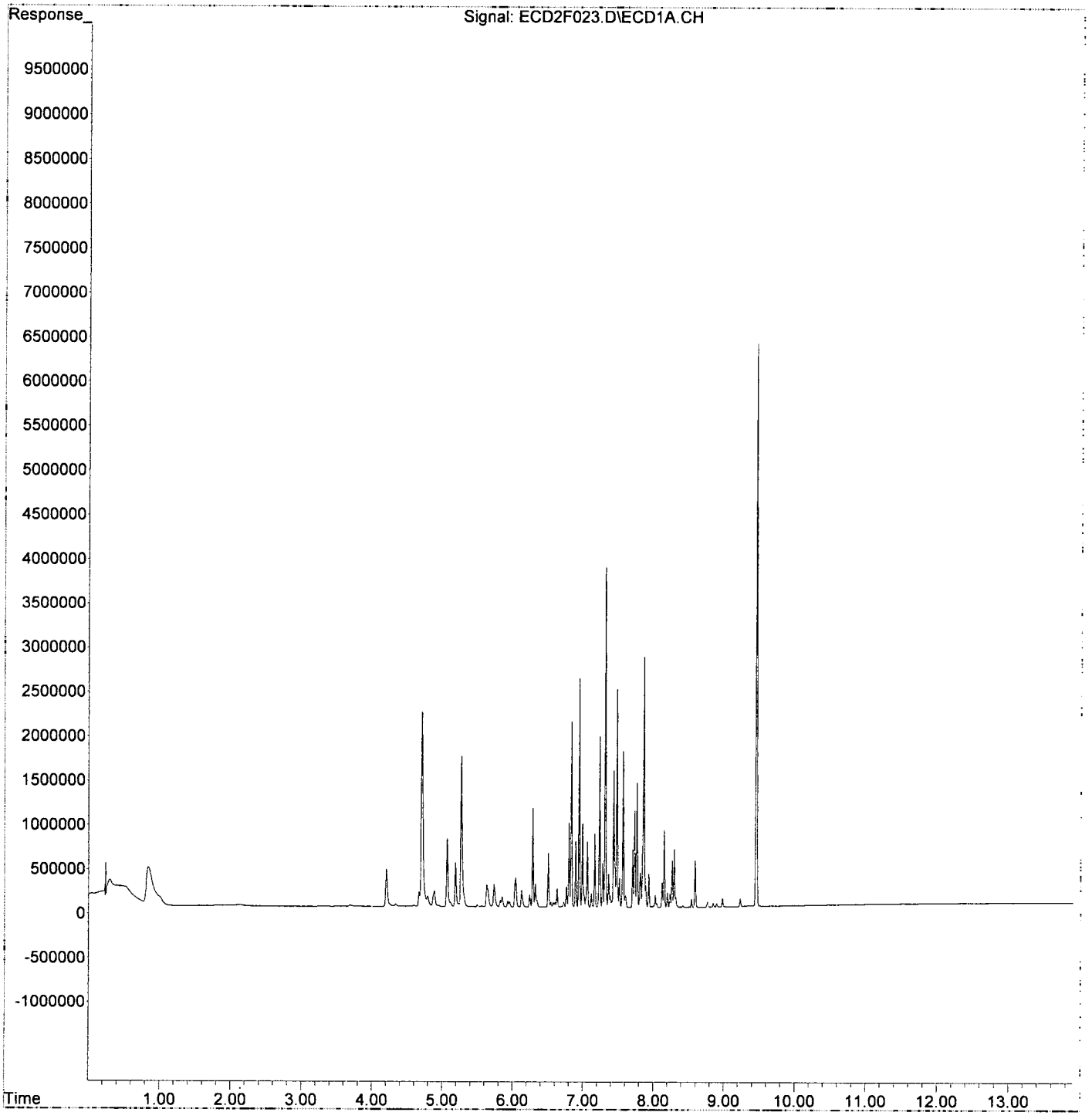

Quantitation Report (Not Reviewed)

Data Path : K:\DATA\9A30022\
Data File : ECD2F024.D
Signal(s) : ECD1A.CH
Acq On : 30 Jan 2019 2:49 pm
Operator : MJB / KAK
Sample : 9A30022-ICV3
Misc :
ALS Vial : 20 Sample Multiplier: 1

Integration File: PCB1.e
Quant Time: Jan 31 12:40:17 2019
Quant Method : K:\METHODS\FECD2_QUANTPCB_190130.M
Quant Title : PCB Data Analysis
QLast Update : Thu Jan 31 10:36:30 2019
Response via : Initial Calibration
Integrator: ChemStation 6890 Scale Mode: Small noise peaks clipped

MJB 1/31/19

	Compound	R.T.	Response	Conc Units
	System Monitoring Compounds			
1) S	TCMX (S)	4.705	2187948	37.846 ng/ml
62) S	DCBP (S)	9.459	6127505	84.153 ng/ml
	Target Compounds			
2)	Aroclor 1016 (1)	5.629	566463	211.871 ng/ml
3)	Aroclor 1016 (2)	6.041	1087026	205.399 ng/ml
4)	Aroclor 1016 (3)	6.124	592999	204.196 ng/ml
5)	Aroclor 1016 (4)	6.283	426084	178.197 ng/ml
6)	Aroclor 1016 (5)	6.505	554671	189.204 ng/ml
7)	Aroclor 1016 (6)	6.629	444685	213.632 ng/ml
8)	Aroclor 1016 - AVE	0.000	0	N.D. ng/ml
9)	Aroclor 1221 (1)	5.065	254581	307.309 ng/ml
10)	Aroclor 1221 (2)	5.185	195096	359.138 ng/ml
11)	Aroclor 1221 (3)	5.265	718852	405.508 ng/ml
12)	Aroclor 1221 - AVE	0.000	0	N.D. ng/ml
13)	Aroclor 1232 (1)	5.265	718852	513.179 ng/ml
14)	Aroclor 1232 (2)	6.041	1087026	509.157 ng/ml
15)	Aroclor 1232 (3)	6.124	592999	535.540 ng/ml
16)	Aroclor 1232 (4)	6.283	426084	563.450 ng/ml
17)	Aroclor 1232 (5)	6.505	554671	533.676 ng/ml
18)	Aroclor 1232 (6)	6.629	444685	522.672 ng/ml
19)	Aroclor 1232 - AVE	0.000	0	N.D. ng/ml
20)	Aroclor 1242 (1)	5.629	566463	286.766 ng/ml
21)	Aroclor 1242 (2)	6.041	1087026	268.732 ng/ml
22)	Aroclor 1242 (3)	6.124	592999	276.508 ng/ml
23)	Aroclor 1242 (4)	6.283	426084	264.709 ng/ml
24)	Aroclor 1242 (5)	6.505	554671	250.835 ng/ml
25)	Aroclor 1242 (6)	6.629	444685	238.494 ng/ml
26)	Aroclor 1242 - AVE	0.000	0	N.D. ng/ml
27)	Aroclor 1248 (1)	6.041	1087026	464.240 ng/ml
28)	Aroclor 1248 (2)	6.283	426084	148.733 ng/ml
29)	Aroclor 1248 (3)	6.505	554671	161.616 ng/ml
30)	Aroclor 1248 (4)	6.799	579188	149.236 ng/ml
31)	Aroclor 1248 (5)	6.836	828096	196.467 ng/ml
32)	Aroclor 1248 (6)	7.321	1801496	798.361 ng/ml
33)	Aroclor 1248 - AVE	0.000	0	N.D. ng/ml
34)	Aroclor 1254 (1)	6.836	828096	193.323 ng/ml
35)	Aroclor 1254 (2)	6.944	489532	90.706 ng/ml
36)	Aroclor 1254 (3)	7.321	1801496	227.395 ng/ml
37)	Aroclor 1254 (4)	7.480	202862	38.430 ng/ml
38)	Aroclor 1254 (5)	7.862	1332306	249.634 ng/ml
39)	Aroclor 1254 (6)	8.152	84259	46.760 ng/ml
40)	Aroclor 1254 - AVE	0.000	0	N.D. ng/ml
41)	Aroclor 1260 (1)	7.434	2232340	406.615 ng/ml
42)	Aroclor 1260 (2)	7.569	2741525	398.025 ng/ml
43)	Aroclor 1260 (3)	8.124	3044962	593.118 ng/ml
44)	Aroclor 1260 (4)	8.296	7105805	570.424 ng/ml
45)	Aroclor 1260 (5)	8.594	4339667	526.146 ng/ml
46)	Aroclor 1260 (6)	8.982	2311006	677.302 ng/ml
47)	Aroclor 1260 - AVE	0.000	0	N.D. ng/ml

529.61

Quantitation Report (Not Reviewed)

Data Path : K:\DATA\9A30022\
Data File : ECD2F024.D
Signal(s) : ECD1A.CH
Acq On : 30 Jan 2019 2:49 pm
Operator : MJB / KAK
Sample : 9A30022-ICV3
Misc :
ALS Vial : 20 Sample Multiplier: 1

Integration File: PCB1.e
Quant Time: Jan 31 12:40:17 2019
Quant Method : K:\METHODS\FECD2_QUANTPCB_190130.M
Quant Title : PCB Data Analysis
QLast Update : Thu Jan 31 10:36:30 2019
Response via : Initial Calibration
Integrator: ChemStation 6890 Scale Mode: Small noise peaks clipped

	Compound	R.T.	Response	Conc	Units	
48)	Aroclor 1262 (1)	7.569	2741525	496.925	ng/ml	
49)	Aroclor 1262 (2)	7.892	3762363	500.272	ng/ml	
50)	Aroclor 1262 (3)	8.124	3044962	471.992	ng/ml	498.61
51)	Aroclor 1262 (4)	8.296	7105805	500.446	ng/ml	
52)	Aroclor 1262 (5)	8.594	4339667	506.590	ng/ml	
53)	Aroclor 1262 (6)	8.982	2311006	485.435	ng/ml	
54)	Aroclor 1262 - AVE	0.000	0	N.D.	ng/ml	
55)	Aroclor 1268 (1)	8.124	3044962	913.296	ng/ml	
56)	Aroclor 1268 (2)	8.543	2563010	161.884	ng/ml	
57)	Aroclor 1268 (3)	8.594	4339667	322.166	ng/ml	
58)	Aroclor 1268 (4)	8.771	205392	17.290	ng/ml	
59)	Aroclor 1268 (5)	8.982	2311006	464.157	ng/ml	
60)	Aroclor 1268 (6)	9.233	695013	20.169	ng/ml	
61)	Aroclor 1268 - AVE	0.000	0	N.D.	ng/ml	

(f)=RT Delta > 1/2 Window (m)=manual int.

Quantitation Report (Not Reviewed)

Data Path : K:\DATA\9A30022\
Data File : ECD2F024.D
Signal(s) : ECD1A.CH
Acq On : 30 Jan 2019 2:49 pm
Operator : MJB / KAK
Sample : 9A30022-ICV3
Misc :
ALS Vial : 20 Sample Multiplier: 1

Integration File: PCB1.e
Quant Time: Jan 31 12:40:17 2019
Quant Method : K:\METHODS\FECD2_QUANTPCB_190130.M
Quant Title : PCB Data Analysis
QLast Update : Thu Jan 31 10:36:30 2019
Response via : Initial Calibration
Integrator: ChemStation 6890 Scale Mode: Small noise peaks clipped

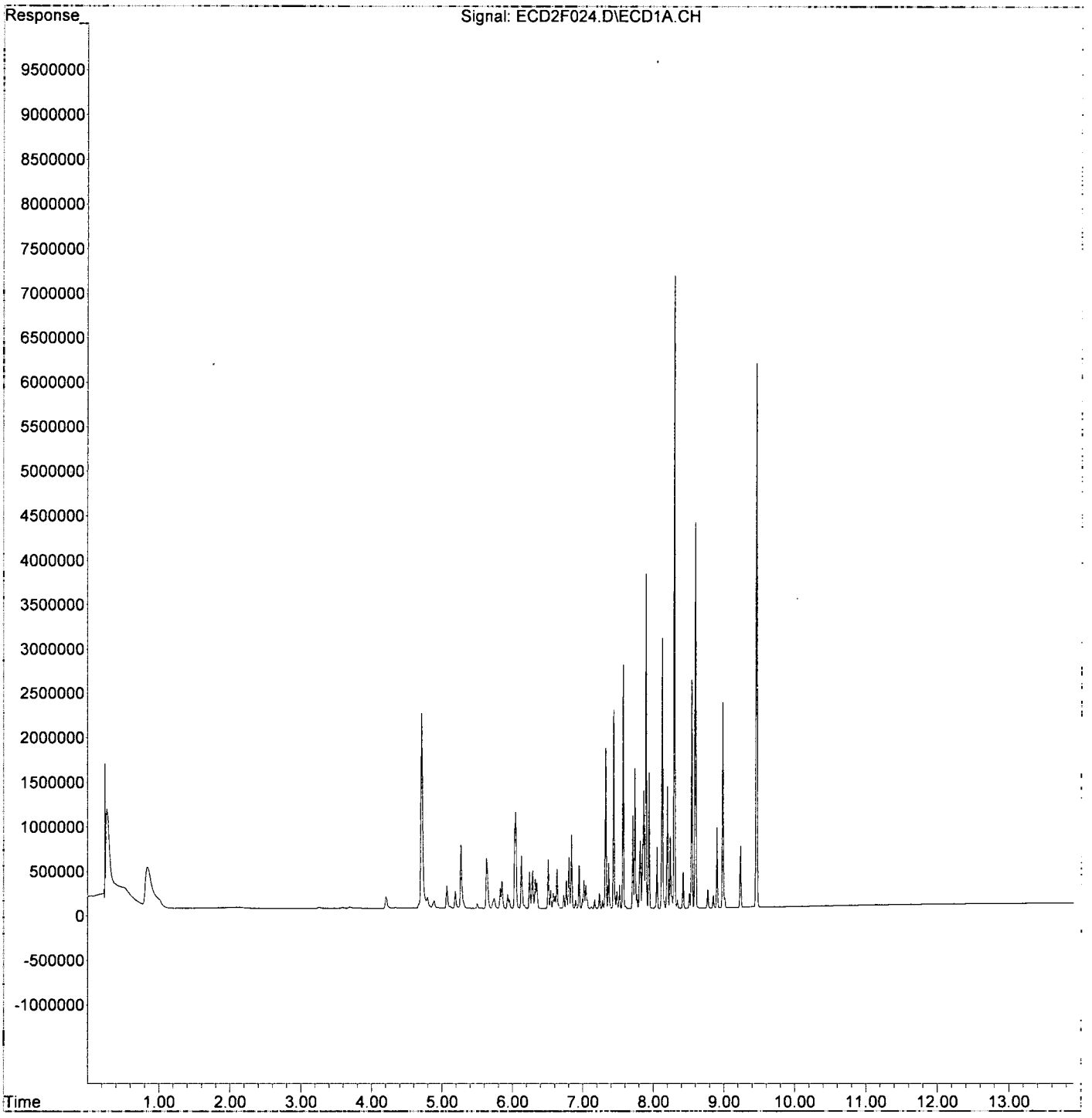

Quantitation Report (Not Reviewed)

Data Path : K:\DATA\9A30022\
Data File : ECD2F025.D
Signal(s) : ECD1A.CH
Acq On : 30 Jan 2019 3:07 pm
Operator : MJB / KAK
Sample : 9A30022-ICV4
Misc :
ALS Vial : 21 Sample Multiplier: 1

Integration File: PCB1.e
Quant Time: Jan 31 12:40:33 2019
Quant Method : K:\METHODS\FECD2_QUANTPCB_190130.M
Quant Title : PCB Data Analysis
QLast Update : Thu Jan 31 10:36:30 2019
Response via : Initial Calibration
Integrator: ChemStation 6890 Scale Mode: Small noise peaks clipped

MJB 1/31/19

	Compound	R.T.	Response	Conc	Units
	System Monitoring Compounds				
1) S	TCMX (S)	4.706	2288693	39.589	ng/ml
62) S	DCBP (S)	9.458	2885921	39.634	ng/ml
	Target Compounds				
2)	Aroclor 1016 (1)	5.628	1032593	386.214	ng/ml
3)	Aroclor 1016 (2)	6.040	2066288	390.436	ng/ml
4)	Aroclor 1016 (3)	6.124	1090831	375.621	ng/ml
5)	Aroclor 1016 (4)	6.283	818349	342.250	ng/ml
6)	Aroclor 1016 (5)	6.504	1109230	378.369	ng/ml
7)	Aroclor 1016 (6)	6.629	915736	439.930	ng/ml
8)	Aroclor 1016 - AVE	0.000	0	N.D.	ng/ml
9)	Aroclor 1221 (1)	5.066	104176	125.752	ng/ml
10)	Aroclor 1221 (2)	5.185	116078	213.681	ng/ml
11)	Aroclor 1221 (3)	5.265	536229	302.489	ng/ml
12)	Aroclor 1221 - AVE	0.000	0	N.D.	ng/ml
13)	Aroclor 1232 (1)	5.265	536229	382.806	ng/ml
14)	Aroclor 1232 (2)	6.040	2066288	967.838	ng/ml
15)	Aroclor 1232 (3)	6.124	1090831	985.133	ng/ml
16)	Aroclor 1232 (4)	6.283	818349	1082.178	ng/ml
17)	Aroclor 1232 (5)	6.504	1109230	1067.244	ng/ml
18)	Aroclor 1232 (6)	6.629	915736	1076.333	ng/ml
19)	Aroclor 1232 - AVE	0.000	0	N.D.	ng/ml
20)	Aroclor 1242 (1)	5.628	1032593	522.738	ng/ml
21)	Aroclor 1242 (2)	6.040	2066288	510.823	ng/ml
22)	Aroclor 1242 (3)	6.124	1090831	508.641	ng/ml
23)	Aroclor 1242 (4)	6.283	818349	508.408	ng/ml
24)	Aroclor 1242 (5)	6.504	1109230	501.619	ng/ml
25)	Aroclor 1242 (6)	6.629	915736	491.127	ng/ml
26)	Aroclor 1242 - AVE	0.000	0	N.D.	ng/ml
27)	Aroclor 1248 (1)	6.040	2066288	882.457	ng/ml
28)	Aroclor 1248 (2)	6.283	818349	285.660	ng/ml
29)	Aroclor 1248 (3)	6.504	1109230	323.198	ng/ml
30)	Aroclor 1248 (4)	6.798	1116359	287.646	ng/ml
31)	Aroclor 1248 (5)	6.836	1183343	280.750	ng/ml
32)	Aroclor 1248 (6)	7.313	364868	161.697	ng/ml
33)	Aroclor 1248 - AVE	0.000	0	N.D.	ng/ml
34)	Aroclor 1254 (1)	6.836	1183343	276.257	ng/ml
35)	Aroclor 1254 (2)	6.943	254012	47.066	ng/ml
36)	Aroclor 1254 (3)	7.313	364868	46.056	ng/ml
37)	Aroclor 1254 (4)	7.480	254088	48.135	ng/ml
38)	Aroclor 1254 (5)	7.861	45725	8.567	ng/ml
39)	Aroclor 1254 (6)	8.151	20666	11.469	ng/ml
40)	Aroclor 1254 - AVE	0.000	0	N.D.	ng/ml
41)	Aroclor 1260 (1)	7.454	127427	23.211	ng/ml
42)	Aroclor 1260 (2)	7.568	47491	6.895	ng/ml
43)	Aroclor 1260 (3)	8.114	1717689	334.583	ng/ml
44)	Aroclor 1260 (4)	8.295	821084	65.913	ng/ml
45)	Aroclor 1260 (5)	8.589	6635865	804.539	ng/ml
46)	Aroclor 1260 (6)	8.982	2599260	761.782	ng/ml
47)	Aroclor 1260 - AVE	0.000	0	N.D.	ng/ml

507.23

Quantitation Report (Not Reviewed)

Data Path : K:\DATA\9A30022\
Data File : ECD2F025.D
Signal(s) : ECD1A.CH
Acq On : 30 Jan 2019 3:07 pm
Operator : MJB / KAK
Sample : 9A30022-ICV4
Misc :
ALS Vial : 21 Sample Multiplier: 1

Integration File: PCB1.e
Quant Time: Jan 31 12:40:33 2019
Quant Method : K:\METHODS\FECD2_QUANTPCB_190130.M
Quant Title : PCB Data Analysis
QLast Update : Thu Jan 31 10:36:30 2019
Response via : Initial Calibration
Integrator: ChemStation 6890 Scale Mode: Small noise peaks clipped

	Compound	R.T.	Response	Conc	Units
48)	Aroclor 1262 (1)	7.568	47491	8.608	ng/ml
49)	Aroclor 1262 (2)	7.892	1404326	186.730	ng/ml
50)	Aroclor 1262 (3)	8.114	1717689	266.255	ng/ml
51)	Aroclor 1262 (4)	8.295	821084	57.827	ng/ml
52)	Aroclor 1262 (5)	8.589	6635865	774.635	ng/ml
53)	Aroclor 1262 (6)	8.982	2599260	545.983	ng/ml
54)	Aroclor 1262 - AVE	0.000	0	N.D.	ng/ml
55)	Aroclor 1268 (1)	8.114	1717689	515.198	ng/ml
56)	Aroclor 1268 (2)	8.542	7982519	504.190	ng/ml
57)	Aroclor 1268 (3)	8.589	6635865	492.629	ng/ml
58)	Aroclor 1268 (4)	8.771	5965077	502.140	ng/ml
59)	Aroclor 1268 (5)	8.982	2599260	522.051	ng/ml
60)	Aroclor 1268 (6)	9.232	16432221	476.861	ng/ml
61)	Aroclor 1268 - AVE	0.000	0	N.D.	ng/ml

502.18

(f)=RT Delta > 1/2 Window (m)=manual int.

Quantitation Report (Not Reviewed)

Data Path : K:\DATA\9A30022\
Data File : ECD2F025.D
Signal(s) : ECD1A.CH
Acq On : 30 Jan 2019 3:07 pm
Operator : MJB / KAK
Sample : 9A30022-ICV4
Misc :
ALS Vial : 21 Sample Multiplier: 1

Integration File: PCB1.e
Quant Time: Jan 31 12:40:33 2019
Quant Method : K:\METHODS\FECD2_QUANTPCB_190130.M
Quant Title : PCB Data Analysis
QLast Update : Thu Jan 31 10:36:30 2019
Response via : Initial Calibration
Integrator: ChemStation 6890 Scale Mode: Small noise peaks clipped

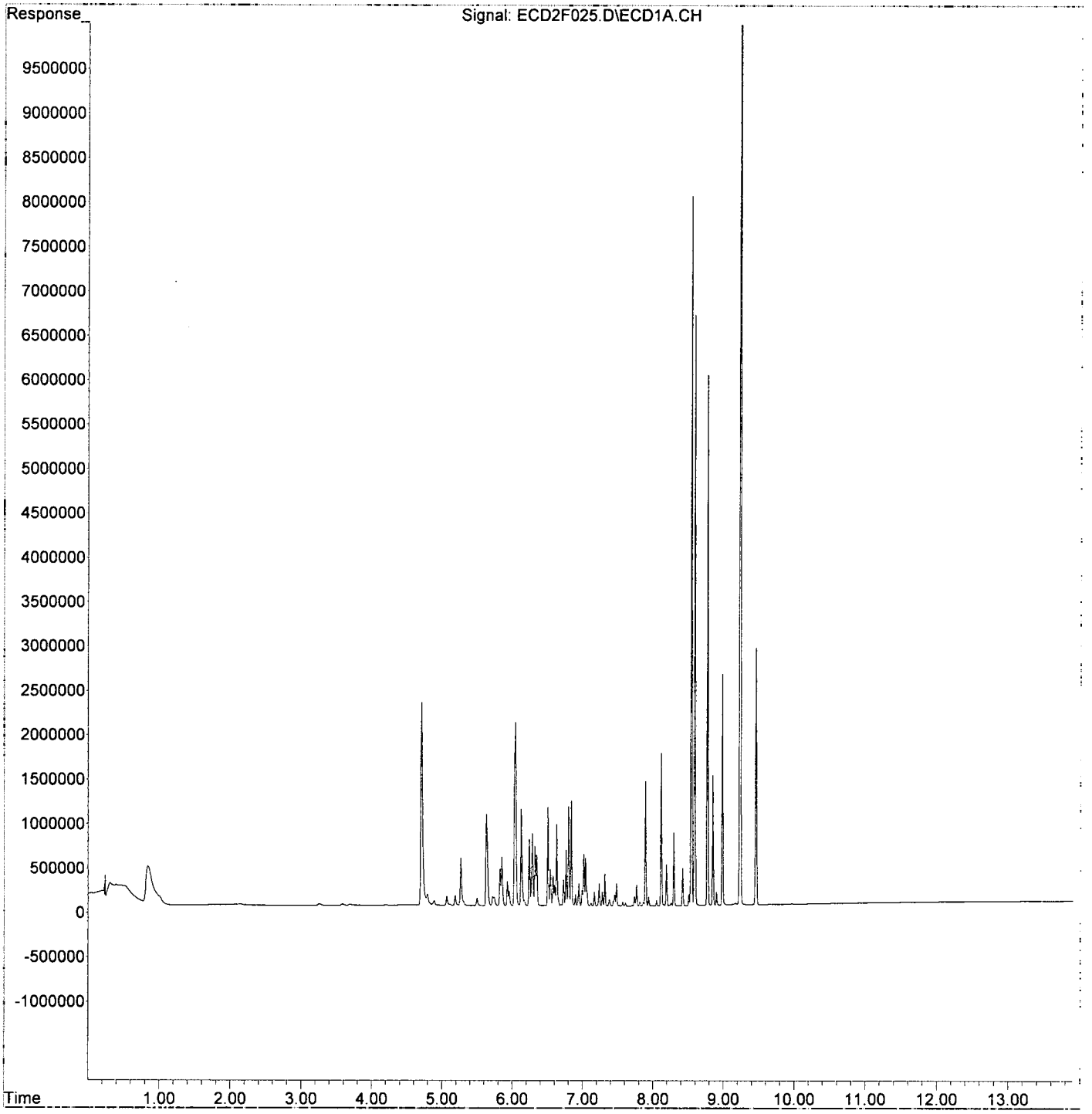

Quantitation Report (Not Reviewed)

Data Path : K:\DATA\9A30022\
Data File : ECD2F026.D
Signal(s) : ECD1A.CH
Acq On : 30 Jan 2019 3:25 pm
Operator : MJB / KAK
Sample : 9A30022-ICV5
Misc :
ALS Vial : 22 Sample Multiplier: 1

Integration File: PCB1.e
Quant Time: Jan 31 12:40:50 2019
Quant Method : K:\METHODS\FECD2_QUANTPCB_190130.M
Quant Title : PCB Data Analysis
QLast Update : Thu Jan 31 10:36:30 2019
Response via : Initial Calibration
Integrator: ChemStation 6890 Scale Mode: Small noise peaks clipped

MP 1/31/19

	Compound	R.T.	Response	Conc	Units
	System Monitoring Compounds				
1) S	TCMX (S)	4.704	11883	0.206	ng/ml
62) S	DCBP (S)	9.457	2698	0.037	ng/ml
	Target Compounds				
2)	Aroclor 1016 (1)	5.627	498790	186.559	ng/ml
3)	Aroclor 1016 (2)	6.035	1107705	209.306	ng/ml
4)	Aroclor 1016 (3)	6.123	605534	208.512	ng/ml
5)	Aroclor 1016 (4)	6.282	1423148	595.189	ng/ml
6)	Aroclor 1016 (5)	6.504	1731250	590.546	ng/ml
7)	Aroclor 1016 (6)	6.628	1346980	647.104	ng/ml
8)	Aroclor 1016 - AVE	0.000	0	N.D.	ng/ml
9)	Aroclor 1221 (1)	5.065	16671	20.124	ng/ml
10)	Aroclor 1221 (2)	5.184	16210	29.840	ng/ml
11)	Aroclor 1221 (3)	5.264	50722	28.613	ng/ml
12)	Aroclor 1221 - AVE	0.000	0	N.D.	ng/ml
13)	Aroclor 1232 (1)	5.264	50722	36.210	ng/ml
14)	Aroclor 1232 (2)	6.035	1107705	518.843	ng/ml
15)	Aroclor 1232 (3)	6.123	605534	546.860	ng/ml
16)	Aroclor 1232 (4)	6.282	1423148	1881.958	ng/ml
17)	Aroclor 1232 (5)	6.504	1731250	1665.718	ng/ml
18)	Aroclor 1232 (6)	6.628	1346980	1583.206	ng/ml
19)	Aroclor 1232 - AVE	0.000	0	N.D.	ng/ml
20)	Aroclor 1242 (1)	5.627	498790	252.507	ng/ml
21)	Aroclor 1242 (2)	6.035	1107705	273.844	ng/ml
22)	Aroclor 1242 (3)	6.123	605534	282.353	ng/ml
23)	Aroclor 1242 (4)	6.282	1423148	884.145	ng/ml
24)	Aroclor 1242 (5)	6.504	1731250	782.910	ng/ml
25)	Aroclor 1242 (6)	6.628	1346980	722.412	ng/ml
26)	Aroclor 1242 - AVE	0.000	0	N.D.	ng/ml
27)	Aroclor 1248 (1)	6.035	1107705	473.071	ng/ml
28)	Aroclor 1248 (2)	6.282	1423148	496.776	ng/ml
29)	Aroclor 1248 (3)	6.504	1731250	504.437	ng/ml
30)	Aroclor 1248 (4)	6.798	2029710	522.983	ng/ml
31)	Aroclor 1248 (5)	6.834	2168807	514.553	ng/ml
32)	Aroclor 1248 (6)	7.313	1113188	493.326	ng/ml
33)	Aroclor 1248 - AVE	0.000	0	N.D.	ng/ml
34)	Aroclor 1254 (1)	6.834	2168807	506.319	ng/ml
35)	Aroclor 1254 (2)	6.943	686013	127.112	ng/ml
36)	Aroclor 1254 (3)	7.313	1113188	140.513	ng/ml
37)	Aroclor 1254 (4)	7.478	801335	151.806	ng/ml
38)	Aroclor 1254 (5)	7.861	164622	30.845	ng/ml
39)	Aroclor 1254 (6)	8.151	67004	37.184	ng/ml
40)	Aroclor 1254 - AVE	0.000	0	N.D.	ng/ml
41)	Aroclor 1260 (1)	7.436	170179	30.998	ng/ml
42)	Aroclor 1260 (2)	7.567	101907	14.795	ng/ml
43)	Aroclor 1260 (3)	8.123	15269	2.974	ng/ml
44)	Aroclor 1260 (4)	8.295	38018	3.052	ng/ml
45)	Aroclor 1260 (5)	8.593	30022	3.640	ng/ml
46)	Aroclor 1260 (6)	8.980	9509	2.787	ng/ml
47)	Aroclor 1260 - AVE	0.000	0	N.D.	ng/ml

500.86

Quantitation Report (Not Reviewed)

Data Path : K:\DATA\9A30022\
Data File : ECD2F026.D
Signal(s) : ECD1A.CH
Acq On : 30 Jan 2019 3:25 pm
Operator : MJB / KAK
Sample : 9A30022-ICV5
Misc :
ALS Vial : 22 Sample Multiplier: 1

Integration File: PCB1.e
Quant Time: Jan 31 12:40:50 2019
Quant Method : K:\METHODS\FECD2_QUANTPCB_190130.M
Quant Title : PCB Data Analysis
QLast Update : Thu Jan 31 10:36:30 2019
Response via : Initial Calibration
Integrator: ChemStation 6890 Scale Mode: Small noise peaks clipped

	Compound	R.T.	Response	Conc Units
48)	Aroclor 1262 (1)	7.567	101907	18.472 ng/ml
49)	Aroclor 1262 (2)	7.891	16046	2.134 ng/ml
50)	Aroclor 1262 (3)	8.123	15269	2.367 ng/ml
51)	Aroclor 1262 (4)	8.295	38018	2.678 ng/ml
52)	Aroclor 1262 (5)	8.593	30022	3.505 ng/ml
53)	Aroclor 1262 (6)	8.980	9509	1.997 ng/ml
54)	Aroclor 1262 - AVE	0.000	0	N.D. ng/ml
55)	Aroclor 1268 (1)	8.123	15269	4.580 ng/ml
56)	Aroclor 1268 (2)	8.541	7799	0.493 ng/ml
57)	Aroclor 1268 (3)	8.593	30022	2.229 ng/ml
58)	Aroclor 1268 (4)	8.767	2013	0.169 ng/ml
59)	Aroclor 1268 (5)	8.980	9509	1.910 ng/ml
60)	Aroclor 1268 (6)	9.231	4226	0.123 ng/ml
61)	Aroclor 1268 - AVE	0.000	0	N.D. ng/ml

(f)=RT Delta > 1/2 Window (m)=manual int.

Quantitation Report (Not Reviewed)

Data Path : K:\DATA\9A30022\
Data File : ECD2F026.D
Signal(s) : ECD1A.CH
Acq On : 30 Jan 2019 3:25 pm
Operator : MJB / KAK
Sample : 9A30022-ICV5
Misc :
ALS Vial : 22 Sample Multiplier: 1

Integration File: PCB1.e
Quant Time: Jan 31 12:40:50 2019
Quant Method : K:\METHODS\FECD2_QUANTPCB_190130.M
Quant Title : PCB Data Analysis
QLast Update : Thu Jan 31 10:36:30 2019
Response via : Initial Calibration
Integrator: ChemStation 6890 Scale Mode: Small noise peaks clipped

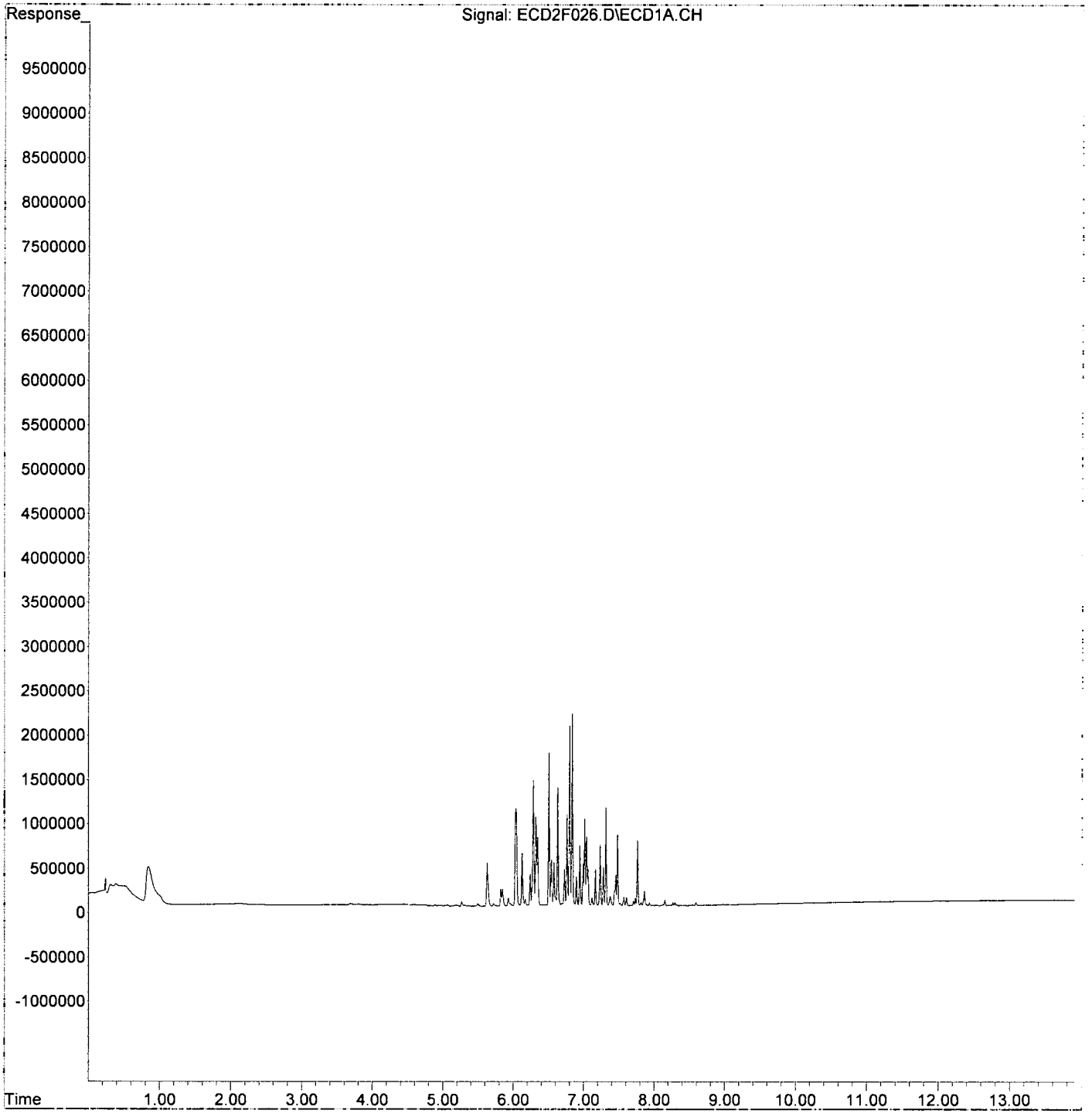

Quantitation Report (Not Reviewed)

Data Path : K:\DATA\9A30022\REQUANT\
Data File : ECD2F006.D
Signal(s) : ECD1A.CH
Acq On : 30 Jan 2019 9:39 am
Operator : MJB / KAK
Sample : 9A30022-CAL1
Misc :
ALS Vial : 4 Sample Multiplier: 1

Integration File: PCB1.e
Quant Time: Jan 31 10:40:27 2019
Quant Method : K:\METHODS\FECD2_QUANTPCB_190130.M
Quant Title : PCB Data Analysis
QLast Update : Thu Jan 31 10:36:30 2019
Response via : Initial Calibration
Integrator: ChemStation 6890 Scale Mode: Small noise peaks clipped

MJB 1/31/19

	Compound	R.T.	Response	Conc	Units
	System Monitoring Compounds				
1) S	TCMX (S)	4.697	549748	9.509	ng/ml
62) S	DCBP (S)	9.453	746633	10.254	ng/ml
	Target Compounds				
2)	Aroclor 1016 (1)	5.621	61582	23.033	ng/ml
3)	Aroclor 1016 (2)	6.034	114852	21.702	ng/ml
4)	Aroclor 1016 (3)	6.117	69526	23.941	ng/ml
5)	Aroclor 1016 (4)	6.277	60043	25.111	ng/ml
6)	Aroclor 1016 (5)	6.498	68459	23.352	ng/ml
7)	Aroclor 1016 (6)	6.623	52408	25.178	ng/ml
8)	Aroclor 1016 - AVE	0.000	0	N.D.	ng/ml
9)	Aroclor 1221 (1)	5.058	14323	17.290	ng/ml
10)	Aroclor 1221 (2)	5.177	13848	25.492	ng/ml
11)	Aroclor 1221 (3)	5.258	27808	15.687	ng/ml
12)	Aroclor 1221 - AVE	0.000	0	N.D.	ng/ml
13)	Aroclor 1232 (1)	5.258	27808	19.852	ng/ml
14)	Aroclor 1232 (2)	6.034	114852	53.796	ng/ml
15)	Aroclor 1232 (3)	6.117	69526	62.789	ng/ml
16)	Aroclor 1232 (4)	6.277	60043	79.400	ng/ml
17)	Aroclor 1232 (5)	6.498	68459	65.868	ng/ml
18)	Aroclor 1232 (6)	6.623	52408	61.599	ng/ml
19)	Aroclor 1232 - AVE	0.000	0	N.D.	ng/ml
20)	Aroclor 1242 (1)	5.621	61582	31.175	ng/ml
21)	Aroclor 1242 (2)	6.034	114852	28.393	ng/ml
22)	Aroclor 1242 (3)	6.117	69526	32.419	ng/ml
23)	Aroclor 1242 (4)	6.277	60043	37.302	ng/ml
24)	Aroclor 1242 (5)	6.498	68459	30.959	ng/ml
25)	Aroclor 1242 (6)	6.623	52408	28.108	ng/ml
26)	Aroclor 1242 - AVE	0.000	0	N.D.	ng/ml
27)	Aroclor 1248 (1)	6.034	114852	49.050	ng/ml
28)	Aroclor 1248 (2)	6.277	60043	20.959	ng/ml
29)	Aroclor 1248 (3)	6.498	68459	19.947	ng/ml
30)	Aroclor 1248 (4)	6.792	18371	4.734	ng/ml
31)	Aroclor 1248 (5)	6.826	50698	12.028	ng/ml
32)	Aroclor 1248 (6)	7.315	90393	40.059	ng/ml
33)	Aroclor 1248 - AVE	0.000	0	N.D.	ng/ml
34)	Aroclor 1254 (1)	6.826	50698	11.836	ng/ml
35)	Aroclor 1254 (2)	6.938	51506	9.544	ng/ml
36)	Aroclor 1254 (3)	7.315	90393	11.410	ng/ml
37)	Aroclor 1254 (4)	7.474	16893	3.200	ng/ml
38)	Aroclor 1254 (5)	7.857	118066	22.122	ng/ml
39)	Aroclor 1254 (6)	8.147	14020	7.781	ng/ml
40)	Aroclor 1254 - AVE	0.000	0	N.D.	ng/ml
41)	Aroclor 1260 (1)	7.428	124416	22.662	ng/ml
42)	Aroclor 1260 (2)	7.563	149912	21.765	ng/ml
43)	Aroclor 1260 (3)	8.119	109460	21.321	ng/ml
44)	Aroclor 1260 (4)	8.291	253646	20.362	ng/ml
45)	Aroclor 1260 (5)	8.589	169452	20.545	ng/ml
46)	Aroclor 1260 (6)	8.977	75971	22.265	ng/ml
47)	Aroclor 1260 - AVE	0.000	0	N.D.	ng/ml

Quantitation Report (Not Reviewed)

Data Path : K:\DATA\9A30022\REQUANT\
Data File : ECD2F006.D
Signal(s) : ECD1A.CH
Acq On : 30 Jan 2019 9:39 am
Operator : MJB / KAK
Sample : 9A30022-CAL1
Misc :
ALS Vial : 4 Sample Multiplier: 1

Integration File: PCB1.e
Quant Time: Jan 31 10:40:27 2019
Quant Method : K:\METHODS\FECD2_QUANTPCB_190130.M
Quant Title : PCB Data Analysis
QLast Update : Thu Jan 31 10:36:30 2019
Response via : Initial Calibration
Integrator: ChemStation 6890 Scale Mode: Small noise peaks clipped

	Compound	R.T.	Response	Conc Units
48)	Aroclor 1262 (1)	7.563	149912	27.173 ng/ml
49)	Aroclor 1262 (2)	7.887	114516	15.227 ng/ml
50)	Aroclor 1262 (3)	8.119	109460	16.967 ng/ml
51)	Aroclor 1262 (4)	8.291	253646	17.864 ng/ml
52)	Aroclor 1262 (5)	8.589	169452	19.781 ng/ml
53)	Aroclor 1262 (6)	8.977	75971	15.958 ng/ml
54)	Aroclor 1262 - AVE	0.000	0	N.D. ng/ml
55)	Aroclor 1268 (1)	8.119	109460	32.831 ng/ml
56)	Aroclor 1268 (2)	8.537	63582	4.016 ng/ml
57)	Aroclor 1268 (3)	8.589	169452	12.580 ng/ml
58)	Aroclor 1268 (4)	8.765	7982	0.672 ng/ml
59)	Aroclor 1268 (5)	8.977	75971	15.258 ng/ml
60)	Aroclor 1268 (6)	9.227	20497	0.595 ng/ml
61)	Aroclor 1268 - AVE	0.000	0	N.D. ng/ml

(f)=RT Delta > 1/2 Window (m)=manual int.

Quantitation Report (Not Reviewed)

Data Path : K:\DATA\9A30022\REQUANT\
Data File : ECD2F006.D
Signal(s) : ECD1A.CH
Acq On : 30 Jan 2019 9:39 am
Operator : MJB / KAK
Sample : 9A30022-CAL1
Misc :
ALS Vial : 4 Sample Multiplier: 1

Integration File: PCB1.e
Quant Time: Jan 31 10:40:27 2019
Quant Method : K:\METHODS\FECD2_QUANTPCB_190130.M
Quant Title : PCB Data Analysis
QLast Update : Thu Jan 31 10:36:30 2019
Response via : Initial Calibration
Integrator: ChemStation 6890 Scale Mode: Small noise peaks clipped

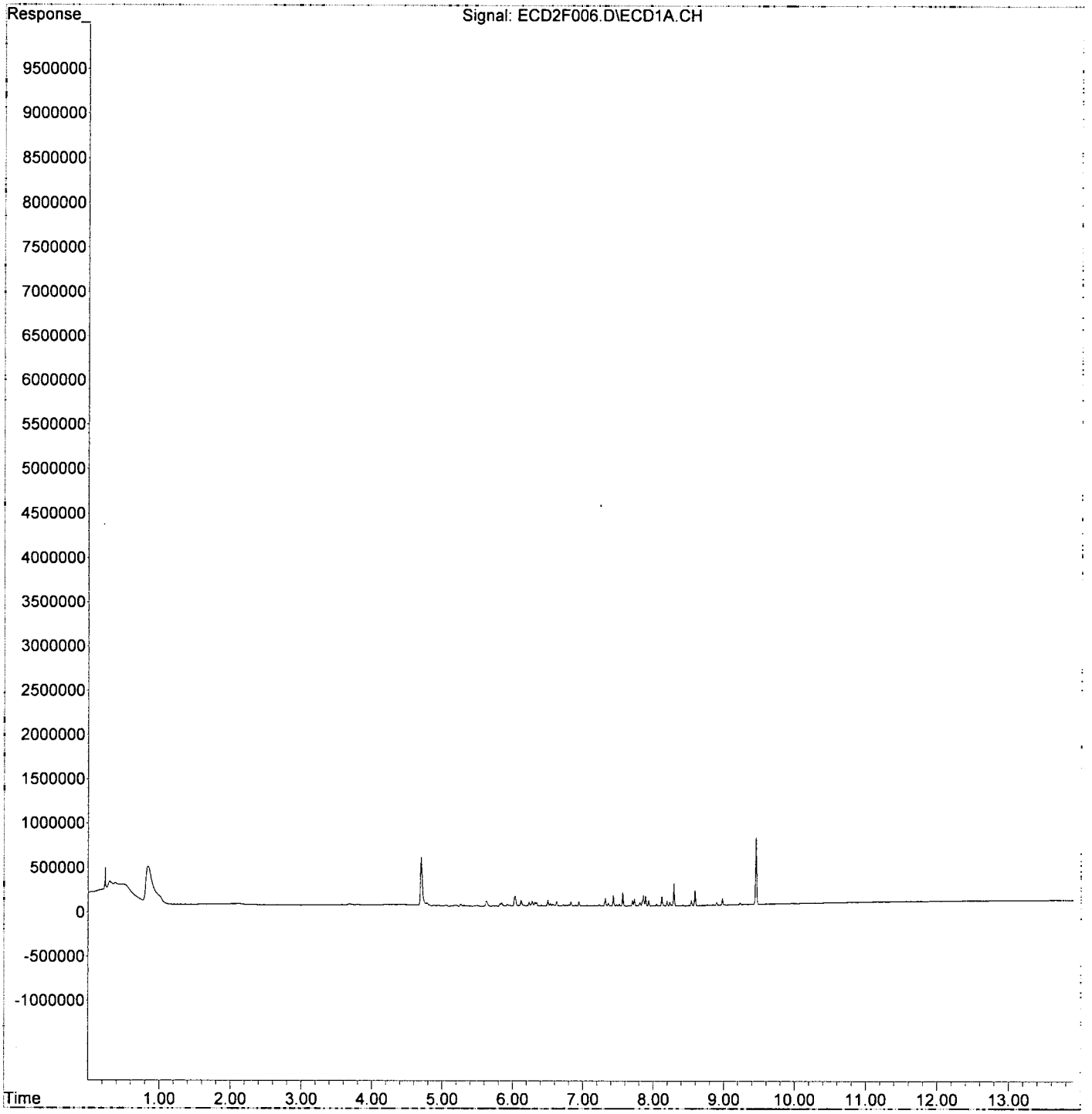

Quantitation Report (Not Reviewed)

Data Path : K:\DATA\9A30022\REQUANT\
Data File : ECD2F007.D
Signal(s) : ECD1A.CH
Acq On : 30 Jan 2019 9:57 am
Operator : MJB / KAK
Sample : 9A30022-CAL2
Misc :
ALS Vial : 5 Sample Multiplier: 1

Integration File: PCB1.e
Quant Time: Jan 31 10:40:48 2019
Quant Method : K:\METHODS\FECD2_QUANTPCB_190130.M
Quant Title : PCB Data Analysis
QLast Update : Thu Jan 31 10:36:30 2019
Response via : Initial Calibration
Integrator: ChemStation 6890 Scale Mode: Small noise peaks clipped

MJB 1/31/19

	Compound	R.T.	Response	Conc Units
	System Monitoring Compounds			
1) S	TCMX (S)	4.697	1468375	25.399 ng/ml
62) S	DCBP (S)	9.453	1838415	25.248 ng/ml
	Target Compounds			
2)	Aroclor 1016 (1)	5.622	145499	54.420 ng/ml
3)	Aroclor 1016 (2)	6.034	277267	52.391 ng/ml
4)	Aroclor 1016 (3)	6.117	158177	54.467 ng/ml
5)	Aroclor 1016 (4)	6.277	131374	54.943 ng/ml
6)	Aroclor 1016 (5)	6.498	164358	56.064 ng/ml
7)	Aroclor 1016 (6)	6.623	110964	53.308 ng/ml
8)	Aroclor 1016 - AVE	0.000	0	N.D. ng/ml
9)	Aroclor 1221 (1)	5.058	21448	25.890 ng/ml
10)	Aroclor 1221 (2)	5.178	21812	40.152 ng/ml
11)	Aroclor 1221 (3)	5.258	65959	37.208 ng/ml
12)	Aroclor 1221 - AVE	0.000	0	N.D. ng/ml
13)	Aroclor 1232 (1)	5.258	65959	47.088 ng/ml
14)	Aroclor 1232 (2)	6.034	277267	129.871 ng/ml
15)	Aroclor 1232 (3)	6.117	158177	142.851 ng/ml
16)	Aroclor 1232 (4)	6.277	131374	173.728 ng/ml
17)	Aroclor 1232 (5)	6.498	164358	158.137 ng/ml
18)	Aroclor 1232 (6)	6.623	110964	130.424 ng/ml
19)	Aroclor 1232 - AVE	0.000	0	N.D. ng/ml
20)	Aroclor 1242 (1)	5.622	145499	73.657 ng/ml
21)	Aroclor 1242 (2)	6.034	277267	68.545 ng/ml
22)	Aroclor 1242 (3)	6.117	158177	73.756 ng/ml
23)	Aroclor 1242 (4)	6.277	131374	81.617 ng/ml
24)	Aroclor 1242 (5)	6.498	164358	74.327 ng/ml
25)	Aroclor 1242 (6)	6.623	110964	59.512 ng/ml
26)	Aroclor 1242 - AVE	0.000	0	N.D. ng/ml
27)	Aroclor 1248 (1)	6.034	277267	118.414 ng/ml
28)	Aroclor 1248 (2)	6.277	131374	45.859 ng/ml
29)	Aroclor 1248 (3)	6.498	164358	47.889 ng/ml
30)	Aroclor 1248 (4)	6.793	36290	9.351 ng/ml
31)	Aroclor 1248 (5)	6.827	109993	26.096 ng/ml
32)	Aroclor 1248 (6)	7.316	214260	94.953 ng/ml
33)	Aroclor 1248 - AVE	0.000	0	N.D. ng/ml
34)	Aroclor 1254 (1)	6.827	109993	25.678 ng/ml
35)	Aroclor 1254 (2)	6.938	114622	21.238 ng/ml
36)	Aroclor 1254 (3)	7.316	214260	27.045 ng/ml
37)	Aroclor 1254 (4)	7.474	35726	6.768 ng/ml
38)	Aroclor 1254 (5)	7.857	276790	51.862 ng/ml
39)	Aroclor 1254 (6)	8.147	34329	19.051 ng/ml
40)	Aroclor 1254 - AVE	0.000	0	N.D. ng/ml
41)	Aroclor 1260 (1)	7.429	289704	52.769 ng/ml
42)	Aroclor 1260 (2)	7.564	368634	53.520 ng/ml
43)	Aroclor 1260 (3)	8.119	269837	52.561 ng/ml
44)	Aroclor 1260 (4)	8.291	637216	51.153 ng/ml
45)	Aroclor 1260 (5)	8.589	435849	52.843 ng/ml
46)	Aroclor 1260 (6)	8.978	177419	51.997 ng/ml
47)	Aroclor 1260 - AVE	0.000	0	N.D. ng/ml

Quantitation Report (Not Reviewed)

Data Path : K:\DATA\9A30022\REQUANT\
Data File : ECD2F007.D
Signal(s) : ECD1A.CH
Acq On : 30 Jan 2019 9:57 am
Operator : MJB / KAK
Sample : 9A30022-CAL2
Misc :
ALS Vial : 5 Sample Multiplier: 1

Integration File: PCB1.e
Quant Time: Jan 31 10:40:48 2019
Quant Method : K:\METHODS\FECD2_QUANTPCB_190130.M
Quant Title : PCB Data Analysis
QLast Update : Thu Jan 31 10:36:30 2019
Response via : Initial Calibration
Integrator: ChemStation 6890 Scale Mode: Small noise peaks clipped

	Compound	R.T.	Response	Conc Units
48)	Aroclor 1262 (1)	7.564	368634	66.818 ng/ml
49)	Aroclor 1262 (2)	7.887	271797	36.140 ng/ml
50)	Aroclor 1262 (3)	8.119	269837	41.827 ng/ml
51)	Aroclor 1262 (4)	8.291	637216	44.878 ng/ml
52)	Aroclor 1262 (5)	8.589	435849	50.879 ng/ml
53)	Aroclor 1262 (6)	8.978	177419	37.267 ng/ml
54)	Aroclor 1262 - AVE	0.000	0	N.D. ng/ml
55)	Aroclor 1268 (1)	8.119	269837	80.934 ng/ml
56)	Aroclor 1268 (2)	8.538	154559	9.762 ng/ml
57)	Aroclor 1268 (3)	8.589	435849	32.356 ng/ml
58)	Aroclor 1268 (4)	8.765	18994	1.599 ng/ml
59)	Aroclor 1268 (5)	8.978	177419	35.634 ng/ml
60)	Aroclor 1268 (6)	9.228	49773	1.444 ng/ml
61)	Aroclor 1268 - AVE	0.000	0	N.D. ng/ml

(f)=RT Delta > 1/2 Window (m)=manual int.

Quantitation Report (Not Reviewed)

Data Path : K:\DATA\9A30022\REQUANT\
Data File : ECD2F007.D
Signal(s) : ECD1A.CH
Acq On : 30 Jan 2019 9:57 am
Operator : MJB / KAK
Sample : 9A30022-CAL2
Misc :
ALS Vial : 5 Sample Multiplier: 1

Integration File: PCB1.e
Quant Time: Jan 31 10:40:48 2019
Quant Method : K:\METHODS\FECD2_QUANTPCB_190130.M
Quant Title : PCB Data Analysis
QLast Update : Thu Jan 31 10:36:30 2019
Response via : Initial Calibration
Integrator: ChemStation 6890 Scale Mode: Small noise peaks clipped

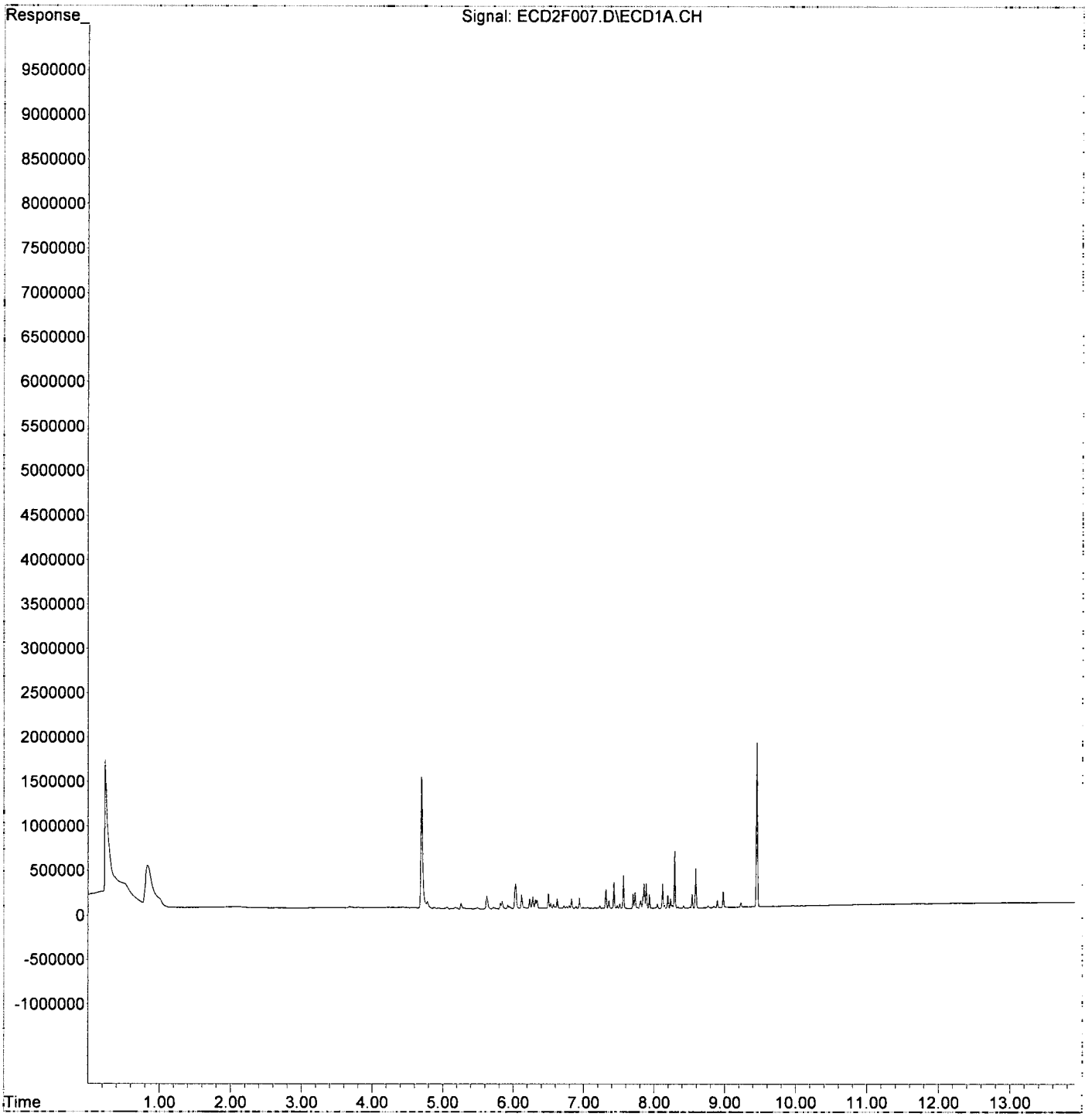

Quantitation Report (Not Reviewed)

Data Path : K:\DATA\9A30022\REQUANT\
Data File : ECD2F008.D
Signal(s) : ECD1A.CH
Acq On : 30 Jan 2019 10:15 am
Operator : MJB / KAK
Sample : 9A30022-CAL3
Misc :
ALS Vial : 6 Sample Multiplier: 1

Integration File: PCB1.e
Quant Time: Jan 31 10:41:12 2019
Quant Method : K:\METHODS\FECD2_QUANTPCB_190130.M
Quant Title : PCB Data Analysis
QLast Update : Thu Jan 31 10:36:30 2019
Response via : Initial Calibration
Integrator: ChemStation 6890 Scale Mode: Small noise peaks clipped

MJB 1/31/19

	Compound	R.T.	Response	Conc	Units
	System Monitoring Compounds				
1) S	TCMX (S)	4.698	2890066	49.991	ng/ml
62) S	DCBP (S)	9.453	3602548	49.476	ng/ml
	Target Compounds				
2)	Aroclor 1016 (1)	5.621	268600	100.463	ng/ml
3)	Aroclor 1016 (2)	6.034	538076	101.672	ng/ml
4)	Aroclor 1016 (3)	6.118	294073	101.262	ng/ml
5)	Aroclor 1016 (4)	6.277	250188	104.634	ng/ml
6)	Aroclor 1016 (5)	6.499	303427	103.502	ng/ml
7)	Aroclor 1016 (6)	6.623	214166	102.887	ng/ml
8)	Aroclor 1016 - AVE	0.000	0	N.D.	ng/ml
9)	Aroclor 1221 (1)	5.059	32496	39.227	ng/ml
10)	Aroclor 1221 (2)	5.179	34784	64.031	ng/ml
11)	Aroclor 1221 (3)	5.258	126240	71.212	ng/ml
12)	Aroclor 1221 - AVE	0.000	0	N.D.	ng/ml
13)	Aroclor 1232 (1)	5.258	126240	90.121	ng/ml
14)	Aroclor 1232 (2)	6.034	538076	252.032	ng/ml
15)	Aroclor 1232 (3)	6.118	294073	265.579	ng/ml
16)	Aroclor 1232 (4)	6.277	250188	330.846	ng/ml
17)	Aroclor 1232 (5)	6.499	303427	291.942	ng/ml
18)	Aroclor 1232 (6)	6.623	214166	251.725	ng/ml
19)	Aroclor 1232 - AVE	0.000	0	N.D.	ng/ml
20)	Aroclor 1242 (1)	5.621	268600	135.976	ng/ml
21)	Aroclor 1242 (2)	6.034	538076	133.022	ng/ml
22)	Aroclor 1242 (3)	6.118	294073	137.123	ng/ml
23)	Aroclor 1242 (4)	6.277	250188	155.432	ng/ml
24)	Aroclor 1242 (5)	6.499	303427	137.217	ng/ml
25)	Aroclor 1242 (6)	6.623	214166	114.861	ng/ml
26)	Aroclor 1242 - AVE	0.000	0	N.D.	ng/ml
27)	Aroclor 1248 (1)	6.034	538076	229.798	ng/ml
28)	Aroclor 1248 (2)	6.277	250188	87.333	ng/ml
29)	Aroclor 1248 (3)	6.499	303427	88.410	ng/ml
30)	Aroclor 1248 (4)	6.793	64124	16.523	ng/ml
31)	Aroclor 1248 (5)	6.826	205919	48.855	ng/ml
32)	Aroclor 1248 (6)	7.315	414371	183.635	ng/ml
33)	Aroclor 1248 - AVE	0.000	0	N.D.	ng/ml
34)	Aroclor 1254 (1)	6.826	205919	48.073	ng/ml
35)	Aroclor 1254 (2)	6.938	220948	40.940	ng/ml
36)	Aroclor 1254 (3)	7.315	414371	52.304	ng/ml
37)	Aroclor 1254 (4)	7.474	67746	12.834	ng/ml
38)	Aroclor 1254 (5)	7.856	571655	107.111	ng/ml
39)	Aroclor 1254 (6)	8.147	65728	36.476	ng/ml
40)	Aroclor 1254 - AVE	0.000	0	N.D.	ng/ml
41)	Aroclor 1260 (1)	7.428	572861	104.345	ng/ml
42)	Aroclor 1260 (2)	7.563	719176	104.413	ng/ml
43)	Aroclor 1260 (3)	8.119	535701	104.347	ng/ml
44)	Aroclor 1260 (4)	8.290	1322935	106.200	ng/ml
45)	Aroclor 1260 (5)	8.588	840059	101.850	ng/ml
46)	Aroclor 1260 (6)	8.977	353500	103.603	ng/ml
47)	Aroclor 1260 - AVE	0.000	0	N.D.	ng/ml

Quantitation Report (Not Reviewed)

Data Path : K:\DATA\9A30022\REQUANT\
Data File : ECD2F008.D
Signal(s) : ECD1A.CH
Acq On : 30 Jan 2019 10:15 am
Operator : MJB / KAK
Sample : 9A30022-CAL3
Misc :
ALS Vial : 6 Sample Multiplier: 1

Integration File: PCB1.e
Quant Time: Jan 31 10:41:12 2019
Quant Method : K:\METHODS\FECD2_QUANTPCB_190130.M
Quant Title : PCB Data Analysis
QLast Update : Thu Jan 31 10:36:30 2019
Response via : Initial Calibration
Integrator: ChemStation 6890 Scale Mode: Small noise peaks clipped

	Compound	R.T.	Response	Conc	Units
48)	Aroclor 1262 (1)	7.563	719176	130.357	ng/ml
49)	Aroclor 1262 (2)	7.886	558690	74.288	ng/ml
50)	Aroclor 1262 (3)	8.119	535701	83.038	ng/ml
51)	Aroclor 1262 (4)	8.290	1322935	93.171	ng/ml
52)	Aroclor 1262 (5)	8.588	840059	98.064	ng/ml
53)	Aroclor 1262 (6)	8.977	353500	74.254	ng/ml
54)	Aroclor 1262 - AVE	0.000	0	N.D.	ng/ml
55)	Aroclor 1268 (1)	8.119	535701	160.676	ng/ml
56)	Aroclor 1268 (2)	8.537	309776	19.566	ng/ml
57)	Aroclor 1268 (3)	8.588	840059	62.364	ng/ml
58)	Aroclor 1268 (4)	8.764	37089	3.122	ng/ml
59)	Aroclor 1268 (5)	8.977	353500	70.999	ng/ml
60)	Aroclor 1268 (6)	9.226	95471	2.771	ng/ml
61)	Aroclor 1268 - AVE	0.000	0	N.D.	ng/ml

(f)=RT Delta > 1/2 Window (m)=manual int.

Quantitation Report (Not Reviewed)

Data Path : K:\DATA\9A30022\REQUANT\
Data File : ECD2F008.D
Signal(s) : ECD1A.CH
Acq On : 30 Jan 2019 10:15 am
Operator : MJB / KAK
Sample : 9A30022-CAL3
Misc :
ALS Vial : 6 Sample Multiplier: 1

Integration File: PCB1.e
Quant Time: Jan 31 10:41:12 2019
Quant Method : K:\METHODS\FECD2_QUANTPCB_190130.M
Quant Title : PCB Data Analysis
QLast Update : Thu Jan 31 10:36:30 2019
Response via : Initial Calibration
Integrator: ChemStation 6890 Scale Mode: Small noise peaks clipped

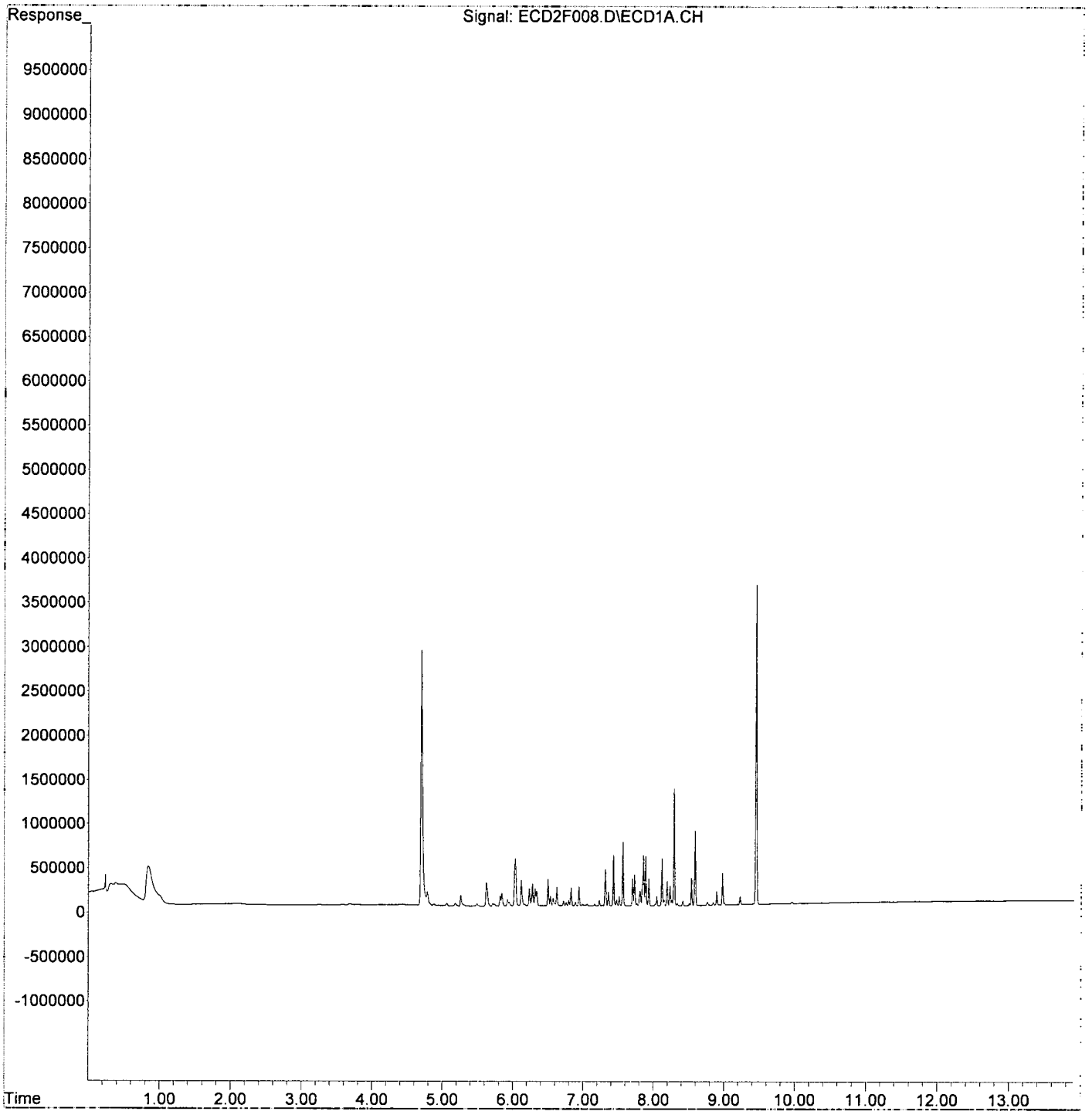

Quantitation Report (Not Reviewed)

Data Path : K:\DATA\9A30022\REQUANT\
Data File : ECD2F009.D
Signal(s) : ECD1A.CH
Acq On : 30 Jan 2019 10:33 am
Operator : MJB / KAK
Sample : 9A30022-CAL4
Misc :
ALS Vial : 7 Sample Multiplier: 1

Integration File: PCB1.e
Quant Time: Jan 31 10:41:31 2019
Quant Method : K:\METHODS\FECD2_QUANTPCB_190130.M
Quant Title : PCB Data Analysis
QLast Update : Thu Jan 31 10:36:30 2019
Response via : Initial Calibration
Integrator: ChemStation 6890 Scale Mode: Small noise peaks clipped

MB 1/31/19

	Compound	R.T.	Response	Conc	Units
	System Monitoring Compounds				
1)	S TCMX (S)	4.700	5360501	92.724	ng/ml
62)	S DCBP (S)	9.456	7225361	99.231	ng/ml
	Target Compounds				
2)	Aroclor 1016 (1)	5.624	505770	189.170	ng/ml
3)	Aroclor 1016 (2)	6.037	1028331	194.308	ng/ml
4)	Aroclor 1016 (3)	6.120	540906	186.258	ng/ml
5)	Aroclor 1016 (4)	6.279	450422	188.375	ng/ml
6)	Aroclor 1016 (5)	6.500	545977	186.238	ng/ml
7)	Aroclor 1016 (6)	6.626	396125	190.303	ng/ml
8)	Aroclor 1016 - AVE	0.000	0	N.D.	ng/ml
9)	Aroclor 1221 (1)	5.061	53998	65.182	ng/ml
10)	Aroclor 1221 (2)	5.181	56484	103.978	ng/ml
11)	Aroclor 1221 (3)	5.261	229787	129.624	ng/ml
12)	Aroclor 1221 - AVE	0.000	0	N.D.	ng/ml
13)	Aroclor 1232 (1)	5.261	229787	164.041	ng/ml
14)	Aroclor 1232 (2)	6.037	1028331	481.665	ng/ml
15)	Aroclor 1232 (3)	6.120	540906	488.494	ng/ml
16)	Aroclor 1232 (4)	6.279	450422	595.634	ng/ml
17)	Aroclor 1232 (5)	6.500	545977	525.310	ng/ml
18)	Aroclor 1232 (6)	6.626	396125	465.596	ng/ml
19)	Aroclor 1232 - AVE	0.000	0	N.D.	ng/ml
20)	Aroclor 1242 (1)	5.624	505770	256.040	ng/ml
21)	Aroclor 1242 (2)	6.037	1028331	254.222	ng/ml
22)	Aroclor 1242 (3)	6.120	540906	252.218	ng/ml
23)	Aroclor 1242 (4)	6.279	450422	279.829	ng/ml
24)	Aroclor 1242 (5)	6.500	545977	246.903	ng/ml
25)	Aroclor 1242 (6)	6.626	396125	212.450	ng/ml
26)	Aroclor 1242 - AVE	0.000	0	N.D.	ng/ml
27)	Aroclor 1248 (1)	6.037	1028331	439.173	ng/ml
28)	Aroclor 1248 (2)	6.279	450422	157.228	ng/ml
29)	Aroclor 1248 (3)	6.500	545977	159.082	ng/ml
30)	Aroclor 1248 (4)	6.795	111549	28.742	ng/ml
31)	Aroclor 1248 (5)	6.829	378649	89.835	ng/ml
32)	Aroclor 1248 (6)	7.317	772674	342.422	ng/ml
33)	Aroclor 1248 - AVE	0.000	0	N.D.	ng/ml
34)	Aroclor 1254 (1)	6.829	378649	88.398	ng/ml
35)	Aroclor 1254 (2)	6.941	386678	71.648	ng/ml
36)	Aroclor 1254 (3)	7.317	772674	97.531	ng/ml
37)	Aroclor 1254 (4)	7.476	118342	22.419	ng/ml
38)	Aroclor 1254 (5)	7.858	1061700	198.931	ng/ml
39)	Aroclor 1254 (6)	8.149	121859	67.626	ng/ml
40)	Aroclor 1254 - AVE	0.000	0	N.D.	ng/ml
41)	Aroclor 1260 (1)	7.431	1051123	191.459	ng/ml
42)	Aroclor 1260 (2)	7.565	1318276	191.392	ng/ml
43)	Aroclor 1260 (3)	8.121	1014667	197.644	ng/ml
44)	Aroclor 1260 (4)	8.293	2432300	195.255	ng/ml
45)	Aroclor 1260 (5)	8.591	1633889	198.094	ng/ml
46)	Aroclor 1260 (6)	8.979	664336	194.701	ng/ml
47)	Aroclor 1260 - AVE	0.000	0	N.D.	ng/ml

Quantitation Report (Not Reviewed)

Data Path : K:\DATA\9A30022\REQUANT\
Data File : ECD2F009.D
Signal(s) : ECD1A.CH
Acq On : 30 Jan 2019 10:33 am
Operator : MJB / KAK
Sample : 9A30022-CAL4
Misc :
ALS Vial : 7 Sample Multiplier: 1

Integration File: PCB1.e
Quant Time: Jan 31 10:41:31 2019
Quant Method : K:\METHODS\FECD2_QUANTPCB_190130.M
Quant Title : PCB Data Analysis
QLast Update : Thu Jan 31 10:36:30 2019
Response via : Initial Calibration
Integrator: ChemStation 6890 Scale Mode: Small noise peaks clipped

	Compound	R.T.	Response	Conc	Units
48)	Aroclor 1262 (1)	7.565	1318276	238.949	ng/ml
49)	Aroclor 1262 (2)	7.889	979667	130.264	ng/ml
50)	Aroclor 1262 (3)	8.121	1014667	157.281	ng/ml
51)	Aroclor 1262 (4)	8.293	2432300	171.301	ng/ml
52)	Aroclor 1262 (5)	8.591	1633889	190.732	ng/ml
53)	Aroclor 1262 (6)	8.979	664336	139.546	ng/ml
54)	Aroclor 1262 - AVE	0.000	0	N.D.	ng/ml
55)	Aroclor 1268 (1)	8.121	1014667	304.336	ng/ml
56)	Aroclor 1268 (2)	8.539	542990	34.296	ng/ml
57)	Aroclor 1268 (3)	8.591	1633889	121.296	ng/ml
58)	Aroclor 1268 (4)	8.766	66969	5.637	ng/ml
59)	Aroclor 1268 (5)	8.979	664336	133.429	ng/ml
60)	Aroclor 1268 (6)	9.229	171602	4.980	ng/ml
61)	Aroclor 1268 - AVE	0.000	0	N.D.	ng/ml

(f)=RT Delta > 1/2 Window (m)=manual int.

Quantitation Report (Not Reviewed)

Data Path : K:\DATA\9A30022\REQUANT\
Data File : ECD2F009.D
Signal(s) : ECD1A.CH
Acq On : 30 Jan 2019 10:33 am
Operator : MJB / KAK
Sample : 9A30022-CAL4
Misc :
ALS Vial : 7 Sample Multiplier: 1

Integration File: PCB1.e
Quant Time: Jan 31 10:41:31 2019
Quant Method : K:\METHODS\FECD2_QUANTPCB_190130.M
Quant Title : PCB Data Analysis
QLast Update : Thu Jan 31 10:36:30 2019
Response via : Initial Calibration
Integrator: ChemStation 6890 Scale Mode: Small noise peaks clipped

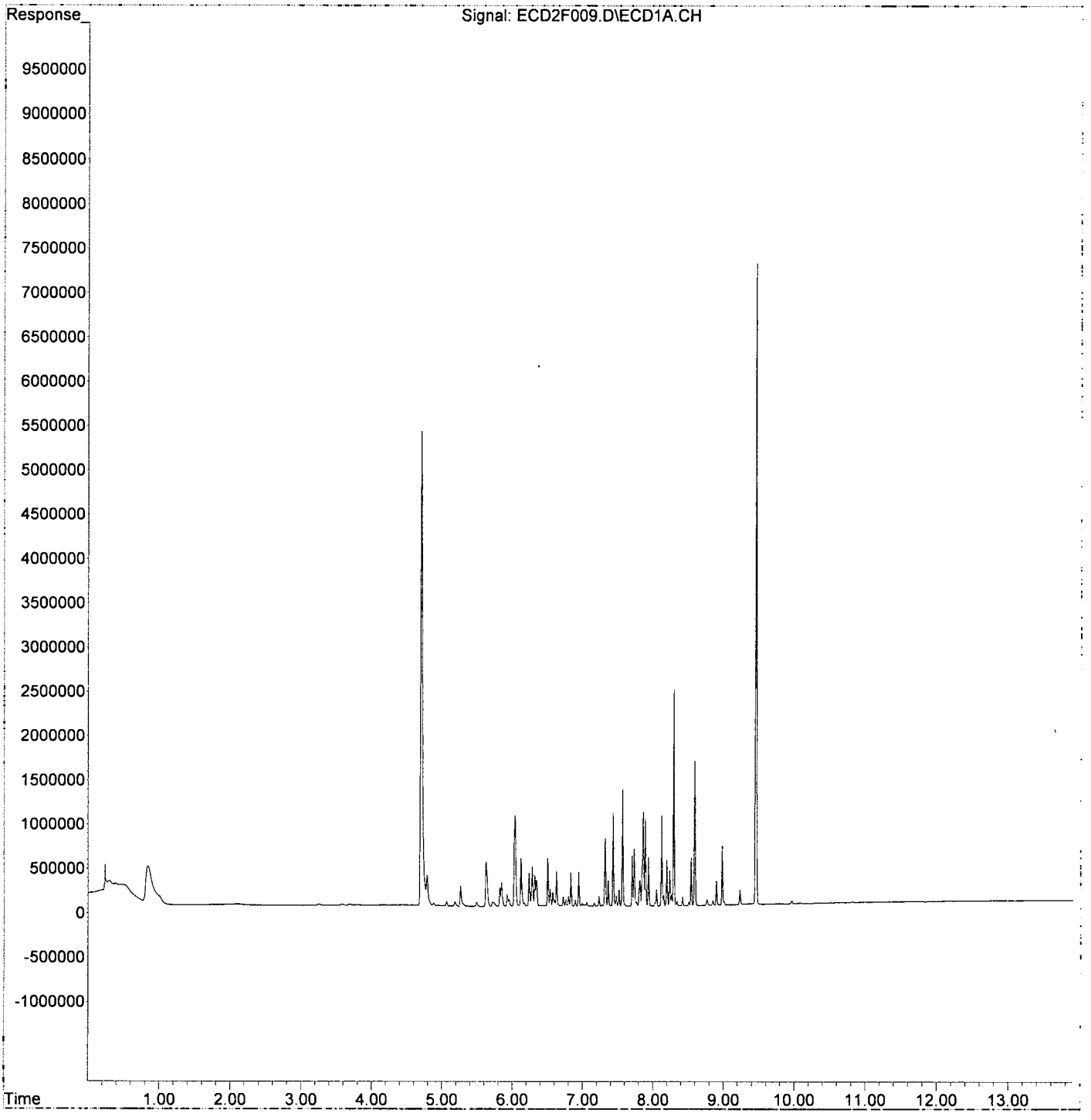

Quantitation Report (Not Reviewed)

Data Path : K:\DATA\9A30022\REQUANT\
Data File : ECD2F010.D
Signal(s) : ECD1A.CH
Acq On : 30 Jan 2019 10:51 am
Operator : MJB / KAK
Sample : 9A30022-CAL5
Misc :
ALS Vial : 8 Sample Multiplier: 1

Integration File: PCB1.e
Quant Time: Jan 31 10:41:54 2019
Quant Method : K:\METHODS\FECD2_QUANTPCB_190130.M
Quant Title : PCB Data Analysis
QLast Update : Thu Jan 31 10:36:30 2019
Response via : Initial Calibration
Integrator: ChemStation 6890 Scale Mode: Small noise peaks clipped

MJB 1/31/19

	Compound	R.T.	Response	Conc	Units
	System Monitoring Compounds				
1) S	TCMX (S)	4.699	14645988	253.342	ng/ml
62) S	DCBP (S)	9.454	18206141	250.037	ng/ml
	Target Compounds				
2)	Aroclor 1016 (1)	5.623	1254489	469.209	ng/ml
3)	Aroclor 1016 (2)	6.036	2508139	473.926	ng/ml
4)	Aroclor 1016 (3)	6.119	1346535	463.671	ng/ml
5)	Aroclor 1016 (4)	6.278	1051686	439.836	ng/ml
6)	Aroclor 1016 (5)	6.499	1342553	457.958	ng/ml
7)	Aroclor 1016 (6)	6.624	933288	448.362	ng/ml
8)	Aroclor 1016 - AVE	0.000	0	N.D.	ng/ml
9)	Aroclor 1221 (1)	5.060	117420	141.739	ng/ml
10)	Aroclor 1221 (2)	5.179	125684	231.363	ng/ml
11)	Aroclor 1221 (3)	5.258	585846	330.478	ng/ml
12)	Aroclor 1221 - AVE	0.000	0	N.D.	ng/ml
13)	Aroclor 1232 (1)	5.258	585846	418.227	ng/ml
14)	Aroclor 1232 (2)	6.036	2508139	1174.799	ng/ml
15)	Aroclor 1232 (3)	6.119	1346535	1216.060	ng/ml
16)	Aroclor 1232 (4)	6.278	1051686	1390.741	ng/ml
17)	Aroclor 1232 (5)	6.499	1342553	1291.735	ng/ml
18)	Aroclor 1232 (6)	6.624	933288	1096.963	ng/ml
19)	Aroclor 1232 - AVE	0.000	0	N.D.	ng/ml
20)	Aroclor 1242 (1)	5.623	1254489	635.071	ng/ml
21)	Aroclor 1242 (2)	6.036	2508139	620.056	ng/ml
22)	Aroclor 1242 (3)	6.119	1346535	627.873	ng/ml
23)	Aroclor 1242 (4)	6.278	1051686	653.370	ng/ml
24)	Aroclor 1242 (5)	6.499	1342553	607.133	ng/ml
25)	Aroclor 1242 (6)	6.624	933288	500.541	ng/ml
26)	Aroclor 1242 - AVE	0.000	0	N.D.	ng/ml
27)	Aroclor 1248 (1)	6.036	2508139	1071.159	ng/ml
28)	Aroclor 1248 (2)	6.278	1051686	367.111	ng/ml
29)	Aroclor 1248 (3)	6.499	1342553	391.182	ng/ml
30)	Aroclor 1248 (4)	6.793	252033	64.940	ng/ml
31)	Aroclor 1248 (5)	6.828	901386	213.855	ng/ml
32)	Aroclor 1248 (6)	7.316	1849434	819.605	ng/ml
33)	Aroclor 1248 - AVE	0.000	0	N.D.	ng/ml
34)	Aroclor 1254 (1)	6.828	901386	210.433	ng/ml
35)	Aroclor 1254 (2)	6.939	916563	169.832	ng/ml
36)	Aroclor 1254 (3)	7.316	1849434	233.446	ng/ml
37)	Aroclor 1254 (4)	7.476	275052	52.106	ng/ml
38)	Aroclor 1254 (5)	7.857	2512973	470.855	ng/ml
39)	Aroclor 1254 (6)	8.148	274868	152.539	ng/ml
40)	Aroclor 1254 - AVE	0.000	0	N.D.	ng/ml
41)	Aroclor 1260 (1)	7.429	2535656	461.863	ng/ml
42)	Aroclor 1260 (2)	7.565	3196431	464.070	ng/ml
43)	Aroclor 1260 (3)	8.120	2422545	471.879	ng/ml
44)	Aroclor 1260 (4)	8.292	6219548	499.279	ng/ml
45)	Aroclor 1260 (5)	8.590	4059003	492.118	ng/ml
46)	Aroclor 1260 (6)	8.978	1646223	482.470	ng/ml
47)	Aroclor 1260 - AVE	0.000	0	N.D.	ng/ml

Quantitation Report (Not Reviewed)

Data Path : K:\DATA\9A30022\REQUANT\
Data File : ECD2F010.D
Signal(s) : ECD1A.CH
Acq On : 30 Jan 2019 10:51 am
Operator : MJB / KAK
Sample : 9A30022-CAL5
Misc :
ALS Vial : 8 Sample Multiplier: 1

Integration File: PCB1.e
Quant Time: Jan 31 10:41:54 2019
Quant Method : K:\METHODS\FECD2_QUANTPCB_190130.M
Quant Title : PCB Data Analysis
QLast Update : Thu Jan 31 10:36:30 2019
Response via : Initial Calibration
Integrator: ChemStation 6890 Scale Mode: Small noise peaks clipped

	Compound	R.T.	Response	Conc	Units
48)	Aroclor 1262 (1)	7.565	3196431	579.381	ng/ml
49)	Aroclor 1262 (2)	7.888	2472017	328.698	ng/ml
50)	Aroclor 1262 (3)	8.120	2422545	375.512	ng/ml
51)	Aroclor 1262 (4)	8.292	6219548	438.029	ng/ml
52)	Aroclor 1262 (5)	8.590	4059003	473.826	ng/ml
53)	Aroclor 1262 (6)	8.978	1646223	345.795	ng/ml
54)	Aroclor 1262 - AVE	0.000	0	N.D.	ng/ml
55)	Aroclor 1268 (1)	8.120	2422545	726.610	ng/ml
56)	Aroclor 1268 (2)	8.538	1329954	84.002	ng/ml
57)	Aroclor 1268 (3)	8.590	4059003	301.330	ng/ml
58)	Aroclor 1268 (4)	8.764	146980	12.373	ng/ml
59)	Aroclor 1268 (5)	8.978	1646223	330.638	ng/ml
60)	Aroclor 1268 (6)	9.227	393209	11.411	ng/ml
61)	Aroclor 1268 - AVE	0.000	0	N.D.	ng/ml

(f)=RT Delta > 1/2 Window (m)=manual int.

Quantitation Report (Not Reviewed)

Data Path : K:\DATA\9A30022\REQUANT\
Data File : ECD2F010.D
Signal(s) : ECD1A.CH
Acq On : 30 Jan 2019 10:51 am
Operator : MJB / KAK
Sample : 9A30022-CAL5
Misc :
ALS Vial : 8 Sample Multiplier: 1

Integration File: PCB1.e
Quant Time: Jan 31 10:41:54 2019
Quant Method : K:\METHODS\FECD2_QUANTPCB_190130.M
Quant Title : PCB Data Analysis
QLast Update : Thu Jan 31 10:36:30 2019
Response via : Initial Calibration
Integrator: ChemStation 6890 Scale Mode: Small noise peaks clipped

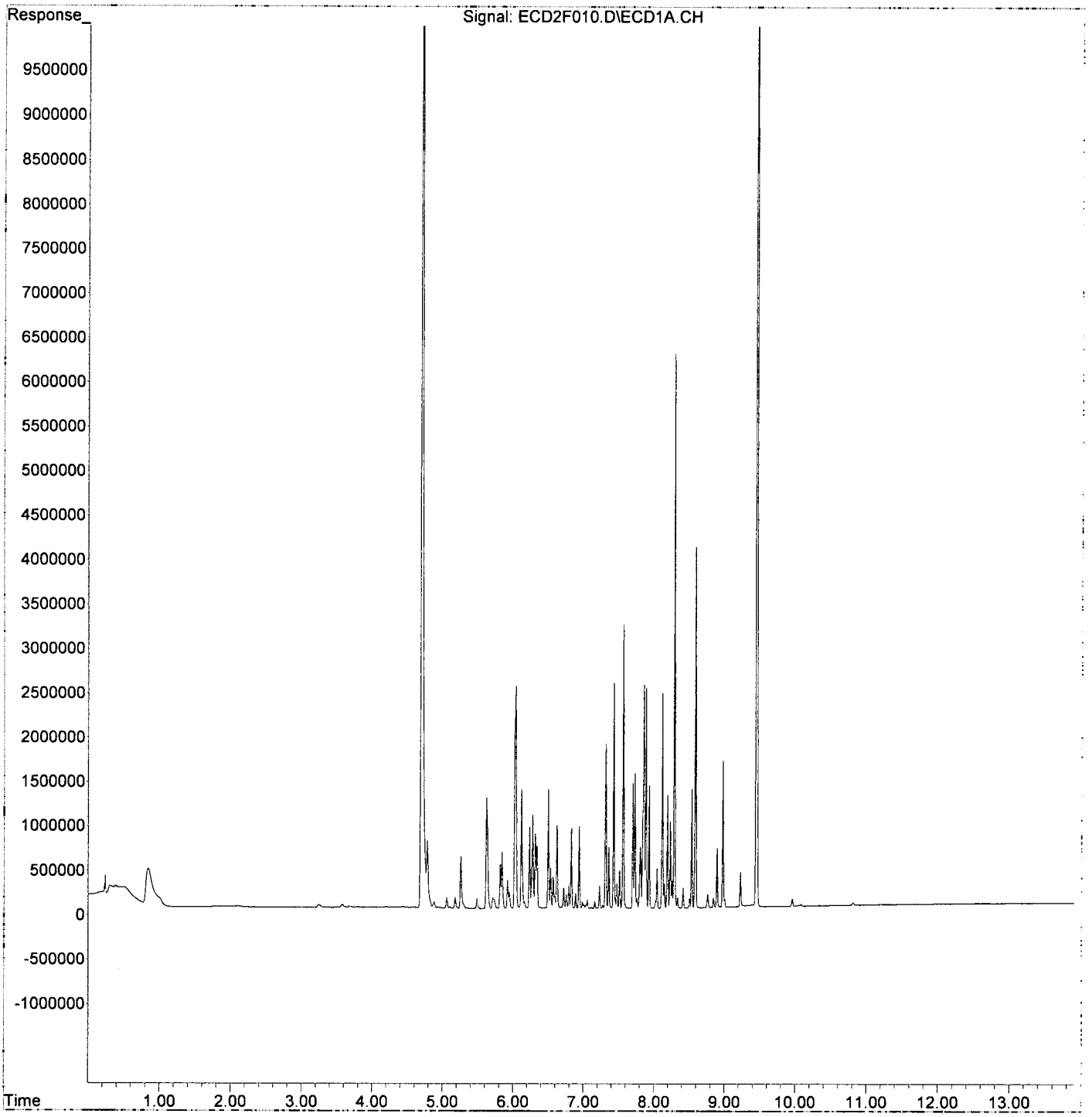

Quantitation Report (Not Reviewed)

Data Path : K:\DATA\9A30022\REQUANT\
Data File : ECD2F011.D
Signal(s) : ECD1A.CH
Acq On : 30 Jan 2019 11:09 am
Operator : MJB / KAK
Sample : 9A30022-CAL6
Misc :
ALS Vial : 9 Sample Multiplier: 1

Integration File: PCB1.e
Quant Time: Jan 31 10:42:17 2019
Quant Method : K:\METHODS\FECD2_QUANTPCB_190130.M
Quant Title : PCB Data Analysis
QLast Update : Thu Jan 31 10:36:30 2019
Response via : Initial Calibration
Integrator: ChemStation 6890 Scale Mode: Small noise peaks clipped

MJB 1/31/19

	Compound	R.T.	Response	Conc	Units
	System Monitoring Compounds				
1) S	TCMX (S)	4.699	29763027	514.832	ng/ml
62) S	DCBP (S)	9.455	36540991	501.841	ng/ml
	Target Compounds				
2)	Aroclor 1016 (1)	5.623	2471749	924.493	ng/ml
3)	Aroclor 1016 (2)	6.035	5040502	952.428	ng/ml
4)	Aroclor 1016 (3)	6.118	2672741	920.342	ng/ml
5)	Aroclor 1016 (4)	6.278	2153930	900.817	ng/ml
6)	Aroclor 1016 (5)	6.499	2670551	910.951	ng/ml
7)	Aroclor 1016 (6)	6.624	1887258	906.659	ng/ml
8)	Aroclor 1016 - AVE	0.000	0	N.D.	ng/ml
9)	Aroclor 1221 (1)	5.059	223467	269.751	ng/ml
10)	Aroclor 1221 (2)	5.179	237787	437.725	ng/ml
11)	Aroclor 1221 (3)	5.258	1172893	661.634	ng/ml
12)	Aroclor 1221 - AVE	0.000	0	N.D.	ng/ml
13)	Aroclor 1232 (1)	5.258	1172893	837.312	ng/ml
14)	Aroclor 1232 (2)	6.035	5040502	2360.943	ng/ml
15)	Aroclor 1232 (3)	6.118	2672741	2413.761	ng/ml
16)	Aroclor 1232 (4)	6.278	2153930	2848.338	ng/ml
17)	Aroclor 1232 (5)	6.499	2670551	2569.465	ng/ml
18)	Aroclor 1232 (6)	6.624	1887258	2218.235	ng/ml
19)	Aroclor 1232 - AVE	0.000	0	N.D.	ng/ml
20)	Aroclor 1242 (1)	5.623	2471749	1251.295	ng/ml
21)	Aroclor 1242 (2)	6.035	5040502	1246.101	ng/ml
22)	Aroclor 1242 (3)	6.118	2672741	1246.267	ng/ml
23)	Aroclor 1242 (4)	6.278	2153930	1338.150	ng/ml
24)	Aroclor 1242 (5)	6.499	2670551	1207.683	ng/ml
25)	Aroclor 1242 (6)	6.624	1887258	1012.174	ng/ml
26)	Aroclor 1242 - AVE	0.000	0	N.D.	ng/ml
27)	Aroclor 1248 (1)	6.035	5040502	2152.664	ng/ml
28)	Aroclor 1248 (2)	6.278	2153930	751.870	ng/ml
29)	Aroclor 1248 (3)	6.499	2670551	778.123	ng/ml
30)	Aroclor 1248 (4)	6.793	503380	129.703	ng/ml
31)	Aroclor 1248 (5)	6.827	1755292	416.446	ng/ml
32)	Aroclor 1248 (6)	7.316	3780278	1675.288	ng/ml
33)	Aroclor 1248 - AVE	0.000	0	N.D.	ng/ml
34)	Aroclor 1254 (1)	6.827	1755292	409.782	ng/ml
35)	Aroclor 1254 (2)	6.940	1902980	352.606	ng/ml
36)	Aroclor 1254 (3)	7.316	3780278	477.169	ng/ml
37)	Aroclor 1254 (4)	7.475	552996	104.760	ng/ml
38)	Aroclor 1254 (5)	7.858	5192374	972.894	ng/ml
39)	Aroclor 1254 (6)	8.147	547672	303.934	ng/ml
40)	Aroclor 1254 - AVE	0.000	0	N.D.	ng/ml
41)	Aroclor 1260 (1)	7.429	5135331	935.387	ng/ml
42)	Aroclor 1260 (2)	7.564	6639782	963.989	ng/ml
43)	Aroclor 1260 (3)	8.120	4916194	957.609	ng/ml
44)	Aroclor 1260 (4)	8.292	12084817	970.119	ng/ml
45)	Aroclor 1260 (5)	8.589	8021252	972.505	ng/ml
46)	Aroclor 1260 (6)	8.978	3223988	944.876	ng/ml
47)	Aroclor 1260 - AVE	0.000	0	N.D.	ng/ml

Quantitation Report (Not Reviewed)

Data Path : K:\DATA\9A30022\REQUANT\
Data File : ECD2F011.D
Signal(s) : ECD1A.CH
Acq On : 30 Jan 2019 11:09 am
Operator : MJB / KAK
Sample : 9A30022-CAL6
Misc :
ALS Vial : 9 Sample Multiplier: 1

Integration File: PCB1.e
Quant Time: Jan 31 10:42:17 2019
Quant Method : K:\METHODS\FECD2_QUANTPCB_190130.M
Quant Title : PCB Data Analysis
QLast Update : Thu Jan 31 10:36:30 2019
Response via : Initial Calibration
Integrator: ChemStation 6890 Scale Mode: Small noise peaks clipped

	Compound	R.T.	Response	Conc	Units
48)	Aroclor 1262 (1)	7.564	6639782	1203.519	ng/ml
49)	Aroclor 1262 (2)	7.888	4840267	643.598	ng/ml
50)	Aroclor 1262 (3)	8.120	4916194	762.047	ng/ml
51)	Aroclor 1262 (4)	8.292	12084817	851.107	ng/ml
52)	Aroclor 1262 (5)	8.589	8021252	936.358	ng/ml
53)	Aroclor 1262 (6)	8.978	3223988	677.210	ng/ml
54)	Aroclor 1262 - AVE	0.000	0	N.D.	ng/ml
55)	Aroclor 1268 (1)	8.120	4916194	1474.547	ng/ml
56)	Aroclor 1268 (2)	8.538	2605476	164.567	ng/ml
57)	Aroclor 1268 (3)	8.589	8021252	595.477	ng/ml
58)	Aroclor 1268 (4)	8.764	290876	24.486	ng/ml
59)	Aroclor 1268 (5)	8.978	3223988	647.526	ng/ml
60)	Aroclor 1268 (6)	9.227	792935	23.011	ng/ml
61)	Aroclor 1268 - AVE	0.000	0	N.D.	ng/ml

(f)=RT Delta > 1/2 Window (m)=manual int.

Quantitation Report (Not Reviewed)

Data Path : K:\DATA\9A30022\REQUANT\
Data File : ECD2F011.D
Signal(s) : ECD1A.CH
Acq On : 30 Jan 2019 11:09 am
Operator : MJB / KAK
Sample : 9A30022-CAL6
Misc :
ALS Vial : 9 Sample Multiplier: 1

Integration File: PCB1.e
Quant Time: Jan 31 10:42:17 2019
Quant Method : K:\METHODS\FECD2_QUANTPCB_190130.M
Quant Title : PCB Data Analysis
QLast Update : Thu Jan 31 10:36:30 2019
Response via : Initial Calibration
Integrator: ChemStation 6890 Scale Mode: Small noise peaks clipped

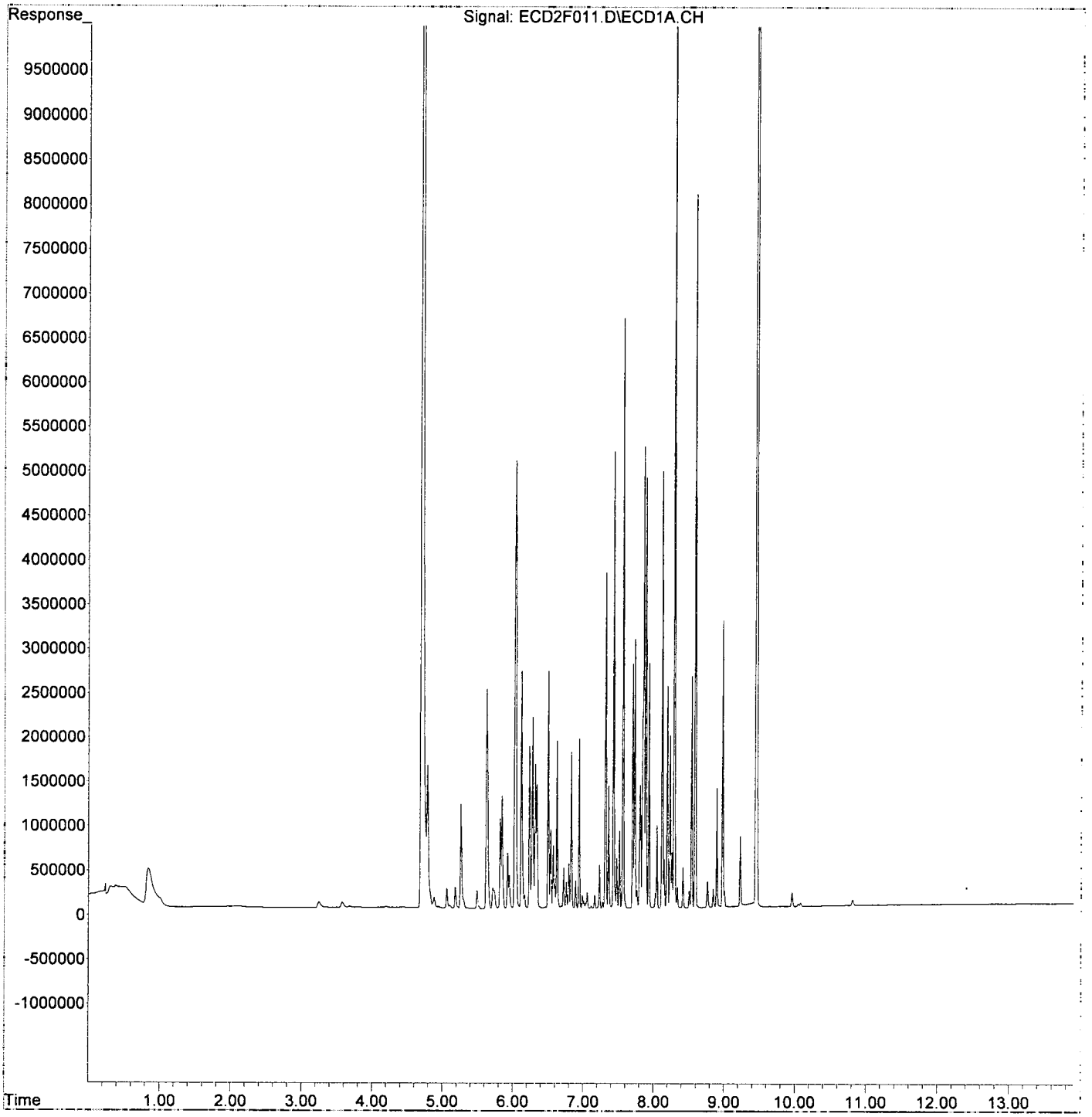

Quantitation Report (Not Reviewed)

Data Path : K:\DATA\9A30022\REQUANT\
Data File : ECD2F012.D
Signal(s) : ECD1A.CH
Acq On : 30 Jan 2019 11:27 am
Operator : MJB / KAK
Sample : 9A30022-CAL7
Misc :
ALS Vial : 10 Sample Multiplier: 1

Integration File: PCB1.e
Quant Time: Jan 31 10:42:40 2019
Quant Method : K:\METHODS\FECD2_QUANTPCB_190130.M
Quant Title : PCB Data Analysis
QLast Update : Thu Jan 31 10:36:30 2019
Response via : Initial Calibration
Integrator: ChemStation 6890 Scale Mode: Small noise peaks clipped

MM 1/31/19

	Compound	R.T.	Response	Conc	Units
	System Monitoring Compounds				
1) S	TCMX (S)	4.701	49161732	850.384	ng/ml
62) S	DCBP (S)	9.457	57028813	783.214	ng/ml
	Target Compounds				
2)	Aroclor 1016 (1)	5.624	3796102	1419.832	ng/ml
3)	Aroclor 1016 (2)	6.036	7768054	1467.813	ng/ml
4)	Aroclor 1016 (3)	6.120	4016399	1383.023	ng/ml
5)	Aroclor 1016 (4)	6.279	3145024	1315.312	ng/ml
6)	Aroclor 1016 (5)	6.501	4037004	1377.061	ng/ml
7)	Aroclor 1016 (6)	6.626	2782558	1336.771	ng/ml
8)	Aroclor 1016 - AVE	0.000	0	N.D.	ng/ml
9)	Aroclor 1221 (1)	5.060	327569	395.415	ng/ml
10)	Aroclor 1221 (2)	5.180	348714	641.924	ng/ml
11)	Aroclor 1221 (3)	5.260	1840419	1038.188	ng/ml
12)	Aroclor 1221 - AVE	0.000	0	N.D.	ng/ml
13)	Aroclor 1232 (1)	5.260	1840419	1313.849	ng/ml
14)	Aroclor 1232 (2)	6.036	7768054	3638.514	ng/ml
15)	Aroclor 1232 (3)	6.120	4016399	3627.222	ng/ml
16)	Aroclor 1232 (4)	6.279	3145024	4158.952	ng/ml
17)	Aroclor 1232 (5)	6.501	4037004	3884.194	ng/ml
18)	Aroclor 1232 (6)	6.626	2782558	3270.548	ng/ml
19)	Aroclor 1232 - AVE	0.000	0	N.D.	ng/ml
20)	Aroclor 1242 (1)	5.624	3796102	1921.734	ng/ml
21)	Aroclor 1242 (2)	6.036	7768054	1920.399	ng/ml
22)	Aroclor 1242 (3)	6.120	4016399	1872.798	ng/ml
23)	Aroclor 1242 (4)	6.279	3145024	1953.877	ng/ml
24)	Aroclor 1242 (5)	6.501	4037004	1825.624	ng/ml
25)	Aroclor 1242 (6)	6.626	2782558	1492.341	ng/ml
26)	Aroclor 1242 - AVE	0.000	0	N.D.	ng/ml
27)	Aroclor 1248 (1)	6.036	7768054	3317.528	ng/ml
28)	Aroclor 1248 (2)	6.279	3145024	1097.829	ng/ml
29)	Aroclor 1248 (3)	6.501	4037004	1176.269	ng/ml
30)	Aroclor 1248 (4)	6.795	723771	186.490	ng/ml
31)	Aroclor 1248 (5)	6.829	2734947	648.871	ng/ml
32)	Aroclor 1248 (6)	7.317	5512901	2443.127	ng/ml
33)	Aroclor 1248 - AVE	0.000	0	N.D.	ng/ml
34)	Aroclor 1254 (1)	6.829	2734947	638.488	ng/ml
35)	Aroclor 1254 (2)	6.941	2755613	510.592	ng/ml
36)	Aroclor 1254 (3)	7.317	5512901	695.871	ng/ml
37)	Aroclor 1254 (4)	7.477	823749	156.052	ng/ml
38)	Aroclor 1254 (5)	7.858	7994666	1497.959	ng/ml
39)	Aroclor 1254 (6)	8.149	840124	466.232	ng/ml
40)	Aroclor 1254 - AVE	0.000	0	N.D.	ng/ml
41)	Aroclor 1260 (1)	7.431	7836995	1427.488	ng/ml
42)	Aroclor 1260 (2)	7.566	9796009	1422.222	ng/ml
43)	Aroclor 1260 (3)	8.122	7313112	1424.496	ng/ml
44)	Aroclor 1260 (4)	8.294	17786878	1427.857	ng/ml
45)	Aroclor 1260 (5)	8.591	11756020	1425.312	ng/ml
46)	Aroclor 1260 (6)	8.980	4746749	1391.161	ng/ml
47)	Aroclor 1260 - AVE	0.000	0	N.D.	ng/ml

Quantitation Report (Not Reviewed)

Data Path : K:\DATA\9A30022\REQUANT\
Data File : ECD2F012.D
Signal(s) : ECD1A.CH
Acq On : 30 Jan 2019 11:27 am
Operator : MJB / KAK
Sample : 9A30022-CAL7
Misc :
ALS Vial : 10 Sample Multiplier: 1

Integration File: PCB1.e
Quant Time: Jan 31 10:42:40 2019
Quant Method : K:\METHODS\FECD2_QUANTPCB_190130.M
Quant Title : PCB Data Analysis
QLast Update : Thu Jan 31 10:36:30 2019
Response via : Initial Calibration
Integrator: ChemStation 6890 Scale Mode: Small noise peaks clipped

	Compound	R.T.	Response	Conc	Units
48)	Aroclor 1262 (1)	7.566	9796009	1775.613	ng/ml
49)	Aroclor 1262 (2)	7.890	7229175	961.245	ng/ml
50)	Aroclor 1262 (3)	8.122	7313112	1133.587	ng/ml
51)	Aroclor 1262 (4)	8.294	17786878	1252.690	ng/ml
52)	Aroclor 1262 (5)	8.591	11756020	1372.335	ng/ml
53)	Aroclor 1262 (6)	8.980	4746749	997.071	ng/ml
54)	Aroclor 1262 - AVE	0.000	0	N.D.	ng/ml
55)	Aroclor 1268 (1)	8.122	7313112	2193.470	ng/ml
56)	Aroclor 1268 (2)	8.540	4004332	252.921	ng/ml
57)	Aroclor 1268 (3)	8.591	11756020	872.736	ng/ml
58)	Aroclor 1268 (4)	8.765	425359	35.807	ng/ml
59)	Aroclor 1268 (5)	8.980	4746749	953.366	ng/ml
60)	Aroclor 1268 (6)	9.229	1202439	34.895	ng/ml
61)	Aroclor 1268 - AVE	0.000	0	N.D.	ng/ml

(f)=RT Delta > 1/2 Window (m)=manual int.

Quantitation Report (Not Reviewed)

Data Path : K:\DATA\9A30022\REQUANT\
Data File : ECD2F012.D
Signal(s) : ECD1A.CH
Acq On : 30 Jan 2019 11:27 am
Operator : MJB / KAK
Sample : 9A30022-CAL7
Misc :
ALS Vial : 10 Sample Multiplier: 1

Integration File: PCB1.e
Quant Time: Jan 31 10:42:40 2019
Quant Method : K:\METHODS\FECD2_QUANTPCB_190130.M
Quant Title : PCB Data Analysis
QLast Update : Thu Jan 31 10:36:30 2019
Response via : Initial Calibration
Integrator: ChemStation 6890 Scale Mode: Small noise peaks clipped

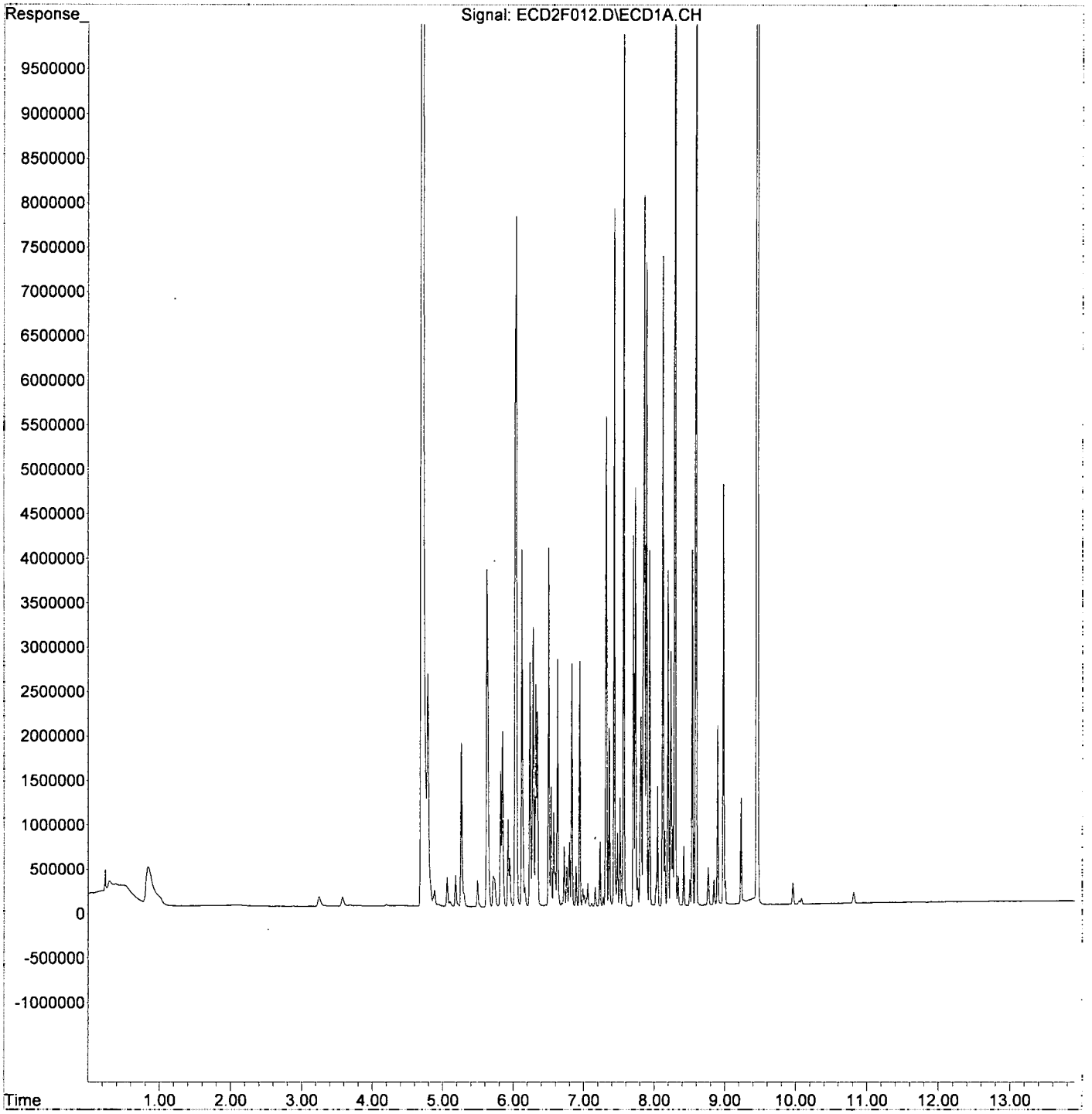

Sequence: C:\HPCHEM\2\SEQUENCE\9A30022.S

MJB 1/30/19

Sequence Table (Front Injector):

Method and Injection Info Part:

Line	Location	SampleName	Method	Inj	SampleType	InjVolume	DataFile
1	Vial 1	Hexane	E2A21015	1	Sample		
2	Vial 1	Hexane	E2A21015	1	Sample		
3	Vial 2	CCV CHECK	E2A21015	1	Sample		
4	Vial 1	Hexane	E2A21015	1	Sample		
5	Vial 3	9A30022-ICB1	E2A21015	1	Sample		
6	Vial 4	9A30022-CAL1	E2A21015	1	Sample		
7	Vial 5	9A30022-CAL2	E2A21015	1	Sample		
8	Vial 6	9A30022-CAL3	E2A21015	1	Sample		
9	Vial 7	9A30022-CAL4	E2A21015	1	Sample		
10	Vial 8	9A30022-CAL5	E2A21015	1	Sample		
11	Vial 9	9A30022-CAL6	E2A21015	1	Sample		
12	Vial 10	9A30022-CAL7	E2A21015	1	Sample		
13	Vial 11	9A30022-ICV1	E2A21015	1	Sample		
14	Vial 12	9A30022-CAL8	E2A21015	1	Sample		
15	Vial 13	9A30022-CAL9	E2A21015	1	Sample		
16	Vial 14	9A30022-CALA	E2A21015	1	Sample		
17	Vial 13	9A30022-CAL9	E2A21015	1	Sample		
18	Vial 14	9A30022-CALA	E2A21015	1	Sample		
19	Vial 15	9A30022-CALB	E2A21015	1	Sample		
20	Vial 16	9A30022-CALC	E2A21015	1	Sample		
21	Vial 17	9A30022-CALD	E2A21015	1	Sample		
22	Vial 18	9A30022-CALE	E2A21015	1	Sample		
23	Vial 19	9A30022-ICV2	E2A21015	1	Sample		
24	Vial 20	9A30022-ICV3	E2A21015	1	Sample		
25	Vial 21	9A30022-ICV4	E2A21015	1	Sample		
26	Vial 22	9A30022-ICV5	E2A21015	1	Sample		
27	Vial 1	Isooctane	E2A21015	1	Sample		

MJB 1/30/19

Plunger error on rear, no data collected

Reran to keep cal. Pts. in numerical order.

1/31/19

Sequence Table (Back Injector):

Method and Injection Info Part:

Line	Location	SampleName	Method	Inj	SampleType	InjVolume	DataFile
1	Vial 51	Hexane	E2A21015	1	Sample		
2	Vial 51	Hexane	E2A21015	1	Sample		
3	Vial 52	CCV CHECK	E2A21015	1	Sample		
4	Vial 51	Hexane	E2A21015	1	Sample		
5	Vial 51	Hexane	E2A21015	1	Sample		
6	Vial 53	9A30023-ICB1	E2A21015	1	Sample		
7	Vial 4	9A30023-CAL1	E2A21015	1	Sample		
8	Vial 5	9A30023-CAL2	E2A21015	1	Sample		
9	Vial 6	9A30023-CAL3	E2A21015	1	Sample		
10	Vial 7	9A30023-CAL4	E2A21015	1	Sample		
11	Vial 8	9A30023-CAL5	E2A21015	1	Sample		
12	Vial 9	9A30023-CAL6	E2A21015	1	Sample		
13	Vial 10	9A30023-CAL7	E2A21015	1	Sample		
14	Vial 11	9A30023-ICV1	E2A21015	1	Sample		
15	Vial 12	9A30023-CAL8	E2A21015	1	Sample		
16	Vial 13	9A30023-CAL9	E2A21015	1	Sample		
17	Vial 12	9A30023-CAL8	E2A21015	1	Sample		
18	Vial 13	9A30023-CAL9	E2A21015	1	Sample		
19	Vial 14	9A30023-CALA	E2A21015	1	Sample		
20	Vial 15	9A30023-CALB	E2A21015	1	Sample		
21	Vial 16	9A30023-CALC	E2A21015	1	Sample		
22	Vial 17	9A30023-CALD	E2A21015	1	Sample		
23	Vial 18	9A30023-CALE	E2A21015	1	Sample		

Quantitation Report (QT Reviewed)

Data Path : K:\DATA\9A30022\
Data File : ECD2F006.D
Signal(s) : ECD1A.CH
Acq On : 30 Jan 2019 9:39 am
Operator : MJB / KAK
Sample : 9A30022-CAL1
Misc :
ALS Vial : 4 Sample Multiplier: 1

Integration File: PCB1.e
Quant Time: Jan 30 18:24:25 2019
Quant Method : K:\METHODS\FECD2_QUANTPCB_190130.M
Quant Title : PCB Data Analysis
QLast Update : Wed Jan 30 18:23:13 2019
Response via : Initial Calibration
Integrator: ChemStation 6890 Scale Mode: Small noise peaks clipped

MJB 1/31/19

	Compound	R.T.	Response	Conc	Units
	System Monitoring Compounds				
1) S	TCMX (S)	4.697	549748	6.911	ng/ml
62) S	DCBP (S)	9.453	746633	10.361	ng/ml
	Target Compounds				
2)	Aroclor 1016 (1)	5.621	61582	19.276	ng/ml
3)	Aroclor 1016 (2)	6.034	114852	17.749	ng/ml
4)	Aroclor 1016 (3)	6.117	69526	20.608	ng/ml
5)	Aroclor 1016 (4)	6.277	60043	21.223	ng/ml
6)	Aroclor 1016 (5)	6.498	68459	20.235	ng/ml
7)	Aroclor 1016 (6)	6.623	52408	21.821	ng/ml
8)	Aroclor 1016 - AVE	0.000	0	N.D.	ng/ml
9)	Aroclor 1221 (1)	0.000	0	N.D.	ng/mld
10)	Aroclor 1221 (2)	0.000	0	N.D.	ng/mld
11)	Aroclor 1221 (3)	0.000	0	N.D.	ng/mld
12)	Aroclor 1221 - AVE	0.000	0	N.D.	ng/mld
13)	Aroclor 1232 (1)	0.000	0	N.D.	ng/mld
14)	Aroclor 1232 (2)	0.000	0	N.D.	ng/mld
15)	Aroclor 1232 (3)	0.000	0	N.D.	ng/mld
16)	Aroclor 1232 (4)	0.000	0	N.D.	ng/mld
17)	Aroclor 1232 (5)	0.000	0	N.D.	ng/mld
18)	Aroclor 1232 (6)	0.000	0	N.D.	ng/mld
19)	Aroclor 1232 - AVE	0.000	0	N.D.	ng/mld
20)	Aroclor 1242 (1)	0.000	0	N.D.	ng/mld
21)	Aroclor 1242 (2)	0.000	0	N.D.	ng/mld
22)	Aroclor 1242 (3)	0.000	0	N.D.	ng/mld
23)	Aroclor 1242 (4)	0.000	0	N.D.	ng/mld
24)	Aroclor 1242 (5)	0.000	0	N.D.	ng/mld
25)	Aroclor 1242 (6)	0.000	0	N.D.	ng/mld
26)	Aroclor 1242 - AVE	0.000	0	N.D.	ng/mld
27)	Aroclor 1248 (1)	0.000	0	N.D.	ng/mld
28)	Aroclor 1248 (2)	0.000	0	N.D.	ng/mld
29)	Aroclor 1248 (3)	0.000	0	N.D.	ng/mld
30)	Aroclor 1248 (4)	0.000	0	N.D.	ng/mld
31)	Aroclor 1248 (5)	0.000	0	N.D.	ng/mld
32)	Aroclor 1248 (6)	0.000	0	N.D.	ng/mld
33)	Aroclor 1248 - AVE	0.000	0	N.D.	ng/mld
34)	Aroclor 1254 (1)	0.000	0	N.D.	ng/mld
35)	Aroclor 1254 (2)	0.000	0	N.D.	ng/mld
36)	Aroclor 1254 (3)	0.000	0	N.D.	ng/mld
37)	Aroclor 1254 (4)	0.000	0	N.D.	ng/mld
38)	Aroclor 1254 (5)	0.000	0	N.D.	ng/mld
39)	Aroclor 1254 (6)	0.000	0	N.D.	ng/mld
40)	Aroclor 1254 - AVE	0.000	0	N.D.	ng/mld
41)	Aroclor 1260 (1)	7.428	124416	20.355	ng/ml
42)	Aroclor 1260 (2)	7.563	149912	19.888	ng/ml
43)	Aroclor 1260 (3)	8.119	109460	19.945	ng/ml
44)	Aroclor 1260 (4)	8.291	253646	20.594	ng/ml
45)	Aroclor 1260 (5)	8.589	169452	20.458	ng/ml
46)	Aroclor 1260 (6)	8.977	75971	22.053	ng/ml
47)	Aroclor 1260 - AVE	0.000	0	N.D.	ng/ml

Quantitation Report (QT Reviewed)

Data Path : K:\DATA\9A30022\
Data File : ECD2F006.D
Signal(s) : ECD1A.CH
Acq On : 30 Jan 2019 9:39 am
Operator : MJB / KAK
Sample : 9A30022-CAL1
Misc :
ALS Vial : 4 Sample Multiplier: 1

Integration File: PCB1.e
Quant Time: Jan 30 18:24:25 2019
Quant Method : K:\METHODS\FECD2_QUANTPCB_190130.M
Quant Title : PCB Data Analysis
QLast Update : Wed Jan 30 18:23:13 2019
Response via : Initial Calibration
Integrator: ChemStation 6890 Scale Mode: Small noise peaks clipped

	Compound	R.T.	Response	Conc	Units
48)	Aroclor 1262 (1)	0.000	0	N.D.	ng/mld
49)	Aroclor 1262 (2)	0.000	0	N.D.	ng/mld
50)	Aroclor 1262 (3)	0.000	0	N.D.	ng/mld
51)	Aroclor 1262 (4)	0.000	0	N.D.	ng/mld
52)	Aroclor 1262 (5)	0.000	0	N.D.	ng/mld
53)	Aroclor 1262 (6)	0.000	0	N.D.	ng/mld
54)	Aroclor 1262 - AVE	0.000	0	N.D.	ng/mld
55)	Aroclor 1268 (1)	0.000	0	N.D.	ng/mld
56)	Aroclor 1268 (2)	0.000	0	N.D.	ng/mld
57)	Aroclor 1268 (3)	0.000	0	N.D.	ng/mld
58)	Aroclor 1268 (4)	0.000	0	N.D.	ng/mld
59)	Aroclor 1268 (5)	0.000	0	N.D.	ng/mld
60)	Aroclor 1268 (6)	0.000	0	N.D.	ng/mld
61)	Aroclor 1268 - AVE	0.000	0	N.D.	ng/mld

(f)=RT Delta > 1/2 Window (m)=manual int.

Quantitation Report (QT Reviewed)

Data Path : K:\DATA\9A30022\
Data File : ECD2F006.D
Signal(s) : ECD1A.CH
Acq On : 30 Jan 2019 9:39 am
Operator : MJB / KAK
Sample : 9A30022-CAL1
Misc :
ALS Vial : 4 Sample Multiplier: 1

Integration File: PCB1.e
Quant Time: Jan 30 18:24:25 2019
Quant Method : K:\METHODS\FECD2_QUANTPCB_190130.M
Quant Title : PCB Data Analysis
QLast Update : Wed Jan 30 18:23:13 2019
Response via : Initial Calibration
Integrator: ChemStation 6890 Scale Mode: Small noise peaks clipped

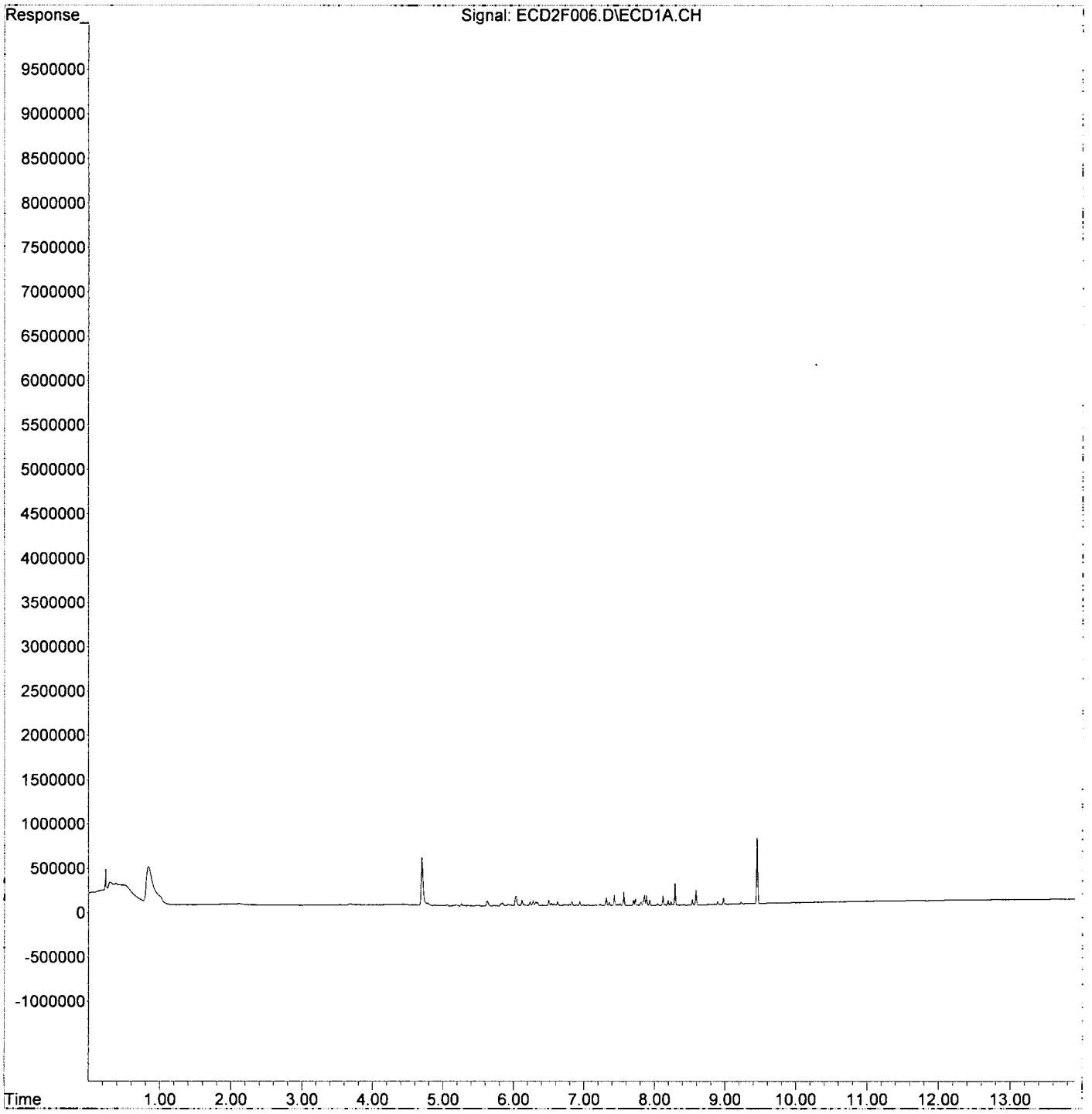

Quantitation Report (QT Reviewed)

Data Path : K:\DATA\9A30022\
Data File : ECD2F007.D
Signal(s) : ECD1A.CH
Acq On : 30 Jan 2019 9:57 am
Operator : MJB / KAK
Sample : 9A30022-CAL2
Misc :
ALS Vial : 5 Sample Multiplier: 1

Integration File: PCB1.e
Quant Time: Jan 30 18:25:19 2019
Quant Method : K:\METHODS\FECD2_QUANTPCB_190130.M
Quant Title : PCB Data Analysis
QLast Update : Wed Jan 30 18:23:13 2019
Response via : Initial Calibration
Integrator: ChemStation 6890 Scale Mode: Small noise peaks clipped

MJB 1/30/19 1/31/19

	Compound	R.T.	Response	Conc	Units
	System Monitoring Compounds				
1) S	TCMX (S)	4.697	1468375	18.458	ng/ml
62) S	DCBP (S)	9.453	1838415	25.512	ng/ml
	Target Compounds				
2)	Aroclor 1016 (1)	5.622	145499	45.643	ng/ml
3)	Aroclor 1016 (2)	6.034	277267	42.849	ng/ml
4)	Aroclor 1016 (3)	6.117	158177	46.885	ng/ml
5)	Aroclor 1016 (4)	6.277	131374	46.436	ng/ml
6)	Aroclor 1016 (5)	6.498	164358	48.581	ng/ml
7)	Aroclor 1016 (6)	6.623	110964	46.201	ng/ml
8)	Aroclor 1016 - AVE	0.000	0	N.D.	ng/ml
9)	Aroclor 1221 (1)	0.000	0	N.D.	ng/mld
10)	Aroclor 1221 (2)	0.000	0	N.D.	ng/mld
11)	Aroclor 1221 (3)	0.000	0	N.D.	ng/mld
12)	Aroclor 1221 - AVE	0.000	0	N.D.	ng/mld
13)	Aroclor 1232 (1)	0.000	0	N.D.	ng/mld
14)	Aroclor 1232 (2)	0.000	0	N.D.	ng/mld
15)	Aroclor 1232 (3)	0.000	0	N.D.	ng/mld
16)	Aroclor 1232 (4)	0.000	0	N.D.	ng/mld
17)	Aroclor 1232 (5)	0.000	0	N.D.	ng/mld
18)	Aroclor 1232 (6)	0.000	0	N.D.	ng/mld
19)	Aroclor 1232 - AVE	0.000	0	N.D.	ng/mld
20)	Aroclor 1242 (1)	0.000	0	N.D.	ng/mld
21)	Aroclor 1242 (2)	0.000	0	N.D.	ng/mld
22)	Aroclor 1242 (3)	0.000	0	N.D.	ng/mld
23)	Aroclor 1242 (4)	0.000	0	N.D.	ng/mld
24)	Aroclor 1242 (5)	0.000	0	N.D.	ng/mld
25)	Aroclor 1242 (6)	0.000	0	N.D.	ng/mld
26)	Aroclor 1242 - AVE	0.000	0	N.D.	ng/mld
27)	Aroclor 1248 (1)	0.000	0	N.D.	ng/mld
28)	Aroclor 1248 (2)	0.000	0	N.D.	ng/mld
29)	Aroclor 1248 (3)	0.000	0	N.D.	ng/mld
30)	Aroclor 1248 (4)	0.000	0	N.D.	ng/mld
31)	Aroclor 1248 (5)	0.000	0	N.D.	ng/mld
32)	Aroclor 1248 (6)	0.000	0	N.D.	ng/mld
33)	Aroclor 1248 - AVE	0.000	0	N.D.	ng/mld
34)	Aroclor 1254 (1)	0.000	0	N.D.	ng/mld
35)	Aroclor 1254 (2)	0.000	0	N.D.	ng/mld
36)	Aroclor 1254 (3)	0.000	0	N.D.	ng/mld
37)	Aroclor 1254 (4)	0.000	0	N.D.	ng/mld
38)	Aroclor 1254 (5)	0.000	0	N.D.	ng/mld
39)	Aroclor 1254 (6)	0.000	0	N.D.	ng/mld
40)	Aroclor 1254 - AVE	0.000	0	N.D.	ng/mld
41)	Aroclor 1260 (1)	7.429	289704	47.397	ng/ml
42)	Aroclor 1260 (2)	7.564	368634	48.804	ng/ml
43)	Aroclor 1260 (3)	8.119	269837	49.167	ng/ml
44)	Aroclor 1260 (4)	8.291	637216	51.738	ng/ml
45)	Aroclor 1260 (5)	8.589	435849	52.621	ng/ml
46)	Aroclor 1260 (6)	8.978	177419	51.502	ng/ml
47)	Aroclor 1260 - AVE	0.000	0	N.D.	ng/ml

Quantitation Report (QT Reviewed)

Data Path : K:\DATA\9A30022\
Data File : ECD2F007.D
Signal(s) : ECD1A.CH
Acq On : 30 Jan 2019 9:57 am
Operator : MJB / KAK
Sample : 9A30022-CAL2
Misc :
ALS Vial : 5 Sample Multiplier: 1

Integration File: PCB1.e
Quant Time: Jan 30 18:25:19 2019
Quant Method : K:\METHODS\FECD2_QUANTPCB_190130.M
Quant Title : PCB Data Analysis
QLast Update : Wed Jan 30 18:23:13 2019
Response via : Initial Calibration
Integrator: ChemStation 6890 Scale Mode: Small noise peaks clipped

	Compound	R.T.	Response	Conc	Units
48)	Aroclor 1262 (1)	0.000	0	N.D.	ng/mld
49)	Aroclor 1262 (2)	0.000	0	N.D.	ng/mld
50)	Aroclor 1262 (3)	0.000	0	N.D.	ng/mld
51)	Aroclor 1262 (4)	0.000	0	N.D.	ng/mld
52)	Aroclor 1262 (5)	0.000	0	N.D.	ng/mld
53)	Aroclor 1262 (6)	0.000	0	N.D.	ng/mld
54)	Aroclor 1262 - AVE	0.000	0	N.D.	ng/mld
55)	Aroclor 1268 (1)	0.000	0	N.D.	ng/mld
56)	Aroclor 1268 (2)	0.000	0	N.D.	ng/mld
57)	Aroclor 1268 (3)	0.000	0	N.D.	ng/mld
58)	Aroclor 1268 (4)	0.000	0	N.D.	ng/mld
59)	Aroclor 1268 (5)	0.000	0	N.D.	ng/mld
60)	Aroclor 1268 (6)	0.000	0	N.D.	ng/mld
61)	Aroclor 1268 - AVE	0.000	0	N.D.	ng/mld

(f)=RT Delta > 1/2 Window (m)=manual int.

Quantitation Report (QT Reviewed)

Data Path : K:\DATA\9A30022\
Data File : ECD2F007.D
Signal(s) : ECD1A.CH
Acq On : 30 Jan 2019 9:57 am
Operator : MJB / KAK
Sample : 9A30022-CAL2
Misc :
ALS Vial : 5 Sample Multiplier: 1

Integration File: PCB1.e
Quant Time: Jan 30 18:25:19 2019
Quant Method : K:\METHODS\FECD2_QUANTPCB_190130.M
Quant Title : PCB Data Analysis
QLast Update : Wed Jan 30 18:23:13 2019
Response via : Initial Calibration
Integrator: ChemStation 6890 Scale Mode: Small noise peaks clipped

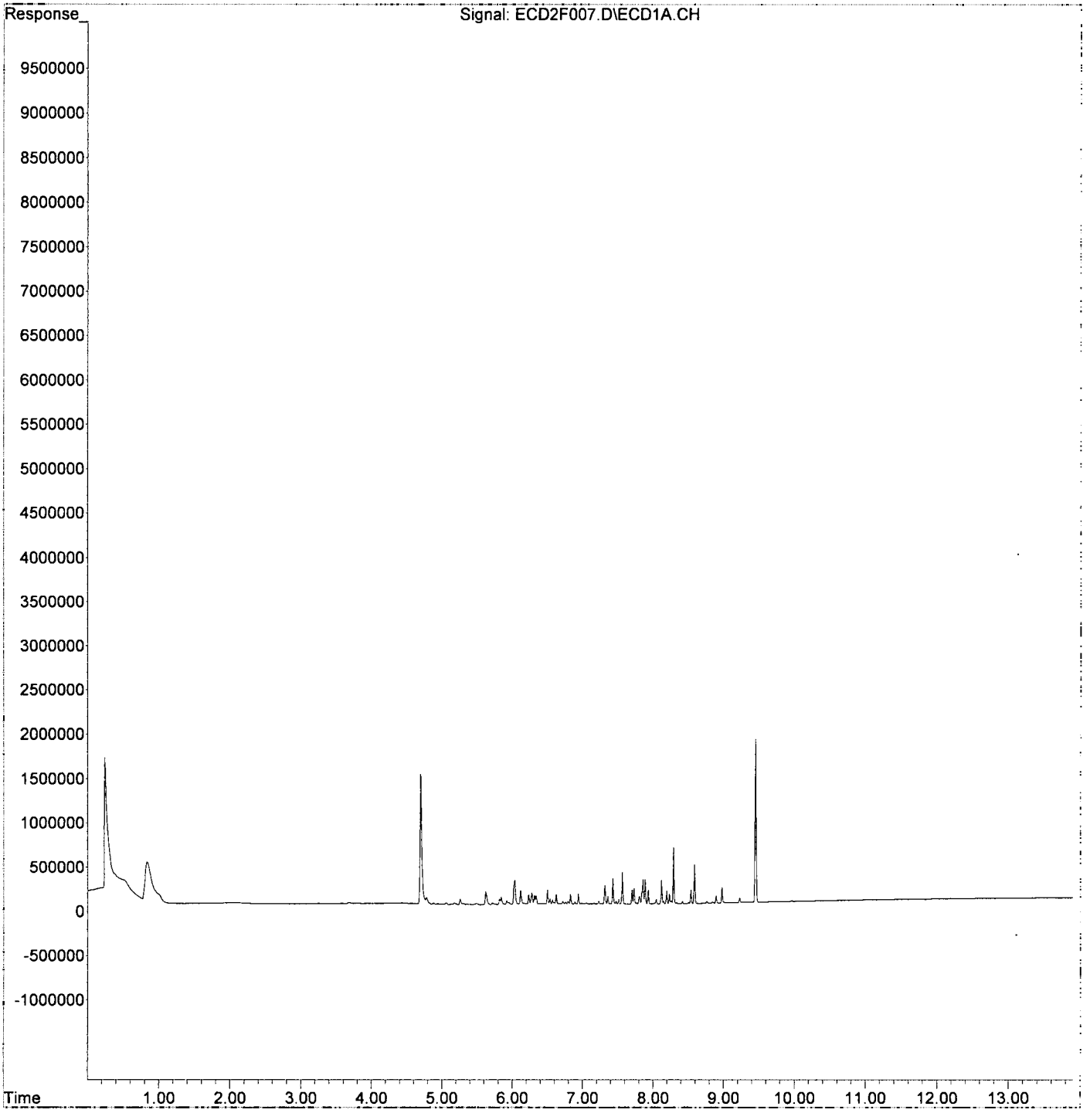

Quantitation Report (QT Reviewed)

Data Path : K:\DATA\9A30022\
Data File : ECD2F008.D
Signal(s) : ECD1A.CH
Acq On : 30 Jan 2019 10:15 am
Operator : MJB / KAK
Sample : 9A30022-CAL3
Misc :
ALS Vial : 6 Sample Multiplier: 1

Integration File: PCB1.e
Quant Time: Jan 30 18:26:01 2019
Quant Method : K:\METHODS\FECD2_QUANTPCB_190130.M
Quant Title : PCB Data Analysis
QLast Update : Wed Jan 30 18:23:13 2019
Response via : Initial Calibration
Integrator: ChemStation 6890 Scale Mode: Small noise peaks clipped

MJB 1/31/19

	Compound	R.T.	Response	Conc	Units
	System Monitoring Compounds				
1) S	TCMX (S)	4.698	2890066	36.330	ng/ml
62) S	DCBP (S)	9.453	3602548	49.993	ng/ml
	Target Compounds				
2)	Aroclor 1016 (1)	5.621	268600	84.075	ng/ml
3)	Aroclor 1016 (2)	6.034	538076	83.155	ng/ml
4)	Aroclor 1016 (3)	6.118	294073	87.166	ng/ml
5)	Aroclor 1016 (4)	6.277	250188	88.433	ng/ml
6)	Aroclor 1016 (5)	6.499	303427	89.688	ng/ml
7)	Aroclor 1016 (6)	6.623	214166	89.169	ng/ml
8)	Aroclor 1016 - AVE	0.000	0	N.D.	ng/ml
9)	Aroclor 1221 (1)	0.000	0	N.D.	ng/mld
10)	Aroclor 1221 (2)	0.000	0	N.D.	ng/mld
11)	Aroclor 1221 (3)	0.000	0	N.D.	ng/mld
12)	Aroclor 1221 - AVE	0.000	0	N.D.	ng/mld
13)	Aroclor 1232 (1)	0.000	0	N.D.	ng/mld
14)	Aroclor 1232 (2)	0.000	0	N.D.	ng/mld
15)	Aroclor 1232 (3)	0.000	0	N.D.	ng/mld
16)	Aroclor 1232 (4)	0.000	0	N.D.	ng/mld
17)	Aroclor 1232 (5)	0.000	0	N.D.	ng/mld
18)	Aroclor 1232 (6)	0.000	0	N.D.	ng/mld
19)	Aroclor 1232 - AVE	0.000	0	N.D.	ng/mld
20)	Aroclor 1242 (1)	0.000	0	N.D.	ng/mld
21)	Aroclor 1242 (2)	0.000	0	N.D.	ng/mld
22)	Aroclor 1242 (3)	0.000	0	N.D.	ng/mld
23)	Aroclor 1242 (4)	0.000	0	N.D.	ng/mld
24)	Aroclor 1242 (5)	0.000	0	N.D.	ng/mld
25)	Aroclor 1242 (6)	0.000	0	N.D.	ng/mld
26)	Aroclor 1242 - AVE	0.000	0	N.D.	ng/mld
27)	Aroclor 1248 (1)	0.000	0	N.D.	ng/mld
28)	Aroclor 1248 (2)	0.000	0	N.D.	ng/mld
29)	Aroclor 1248 (3)	0.000	0	N.D.	ng/mld
30)	Aroclor 1248 (4)	0.000	0	N.D.	ng/mld
31)	Aroclor 1248 (5)	0.000	0	N.D.	ng/mld
32)	Aroclor 1248 (6)	0.000	0	N.D.	ng/mld
33)	Aroclor 1248 - AVE	0.000	0	N.D.	ng/mld
34)	Aroclor 1254 (1)	0.000	0	N.D.	ng/mld
35)	Aroclor 1254 (2)	0.000	0	N.D.	ng/mld
36)	Aroclor 1254 (3)	0.000	0	N.D.	ng/mld
37)	Aroclor 1254 (4)	0.000	0	N.D.	ng/mld
38)	Aroclor 1254 (5)	0.000	0	N.D.	ng/mld
39)	Aroclor 1254 (6)	0.000	0	N.D.	ng/mld
40)	Aroclor 1254 - AVE	0.000	0	N.D.	ng/mld
41)	Aroclor 1260 (1)	7.428	572861	93.724	ng/ml
42)	Aroclor 1260 (2)	7.563	719176	95.408	ng/ml
43)	Aroclor 1260 (3)	8.119	535701	97.611	ng/ml
44)	Aroclor 1260 (4)	8.290	1322935	107.413	ng/ml
45)	Aroclor 1260 (5)	8.588	840059	101.422	ng/ml
46)	Aroclor 1260 (6)	8.977	353500	102.615	ng/ml
47)	Aroclor 1260 - AVE	0.000	0	N.D.	ng/ml

Quantitation Report (QT Reviewed)

Data Path : K:\DATA\9A30022\
Data File : ECD2F008.D
Signal(s) : ECD1A.CH
Acq On : 30 Jan 2019 10:15 am
Operator : MJB / KAK
Sample : 9A30022-CAL3
Misc :
ALS Vial : 6 Sample Multiplier: 1

Integration File: PCB1.e
Quant Time: Jan 30 18:26:01 2019
Quant Method : K:\METHODS\FECD2_QUANTPCB_190130.M
Quant Title : PCB Data Analysis
QLast Update : Wed Jan 30 18:23:13 2019
Response via : Initial Calibration
Integrator: ChemStation 6890 Scale Mode: Small noise peaks clipped

	Compound	R.T.	Response	Conc	Units
48)	Aroclor 1262 (1)	0.000	0	N.D.	ng/mld
49)	Aroclor 1262 (2)	0.000	0	N.D.	ng/mld
50)	Aroclor 1262 (3)	0.000	0	N.D.	ng/mld
51)	Aroclor 1262 (4)	0.000	0	N.D.	ng/mld
52)	Aroclor 1262 (5)	0.000	0	N.D.	ng/mld
53)	Aroclor 1262 (6)	0.000	0	N.D.	ng/mld
54)	Aroclor 1262 - AVE	0.000	0	N.D.	ng/mld
55)	Aroclor 1268 (1)	0.000	0	N.D.	ng/mld
56)	Aroclor 1268 (2)	0.000	0	N.D.	ng/mld
57)	Aroclor 1268 (3)	0.000	0	N.D.	ng/mld
58)	Aroclor 1268 (4)	0.000	0	N.D.	ng/mld
59)	Aroclor 1268 (5)	0.000	0	N.D.	ng/mld
60)	Aroclor 1268 (6)	0.000	0	N.D.	ng/mld
61)	Aroclor 1268 - AVE	0.000	0	N.D.	ng/mld

(f)=RT Delta > 1/2 Window (m)=manual int.

Quantitation Report (QT Reviewed)

Data Path : K:\DATA\9A30022\
Data File : ECD2F008.D
Signal(s) : ECD1A.CH
Acq On : 30 Jan 2019 10:15 am
Operator : MJB / KAK
Sample : 9A30022-CAL3
Misc :
ALS Vial : 6 Sample Multiplier: 1

Integration File: PCB1.e
Quant Time: Jan 30 18:26:01 2019
Quant Method : K:\METHODS\FECD2_QUANTPCB_190130.M
Quant Title : PCB Data Analysis
QLast Update : Wed Jan 30 18:23:13 2019
Response via : Initial Calibration
Integrator: ChemStation 6890 Scale Mode: Small noise peaks clipped

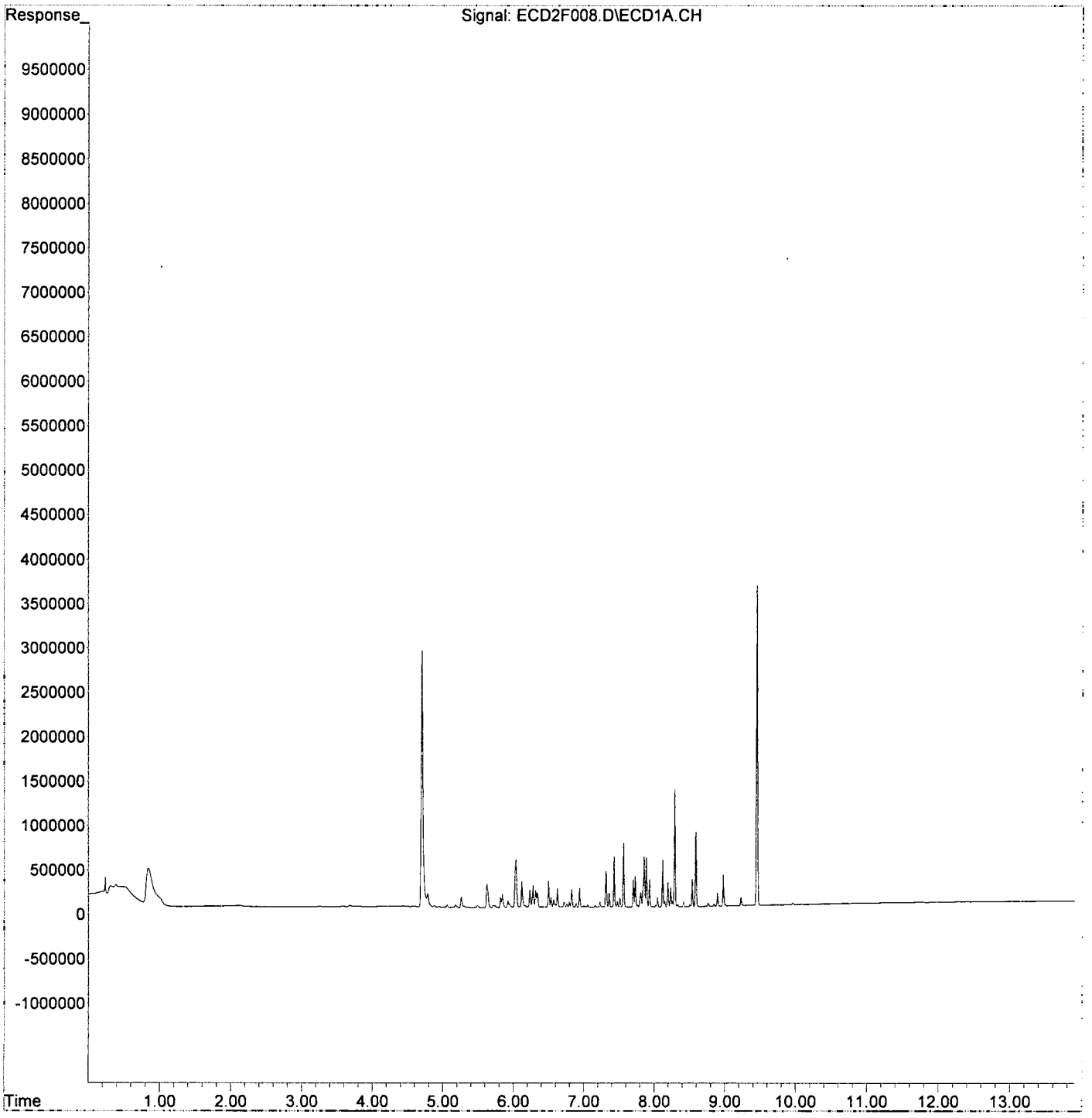

Quantitation Report (QT Reviewed)

Data Path : K:\DATA\9A30022\
Data File : ECD2F009.D
Signal(s) : ECD1A.CH
Acq On : 30 Jan 2019 10:33 am
Operator : MJB / KAK
Sample : 9A30022-CAL4
Misc :
ALS Vial : 7 Sample Multiplier: 1

Integration File: PCB1.e
Quant Time: Jan 30 18:26:48 2019
Quant Method : K:\METHODS\FECD2_QUANTPCB_190130.M
Quant Title : PCB Data Analysis
QLast Update : Wed Jan 30 18:23:13 2019
Response via : Initial Calibration
Integrator: ChemStation 6890 Scale Mode: Small noise peaks clipped

MJB 1/31/19

	Compound	R.T.	Response	Conc	Units
	System Monitoring Compounds				
1) S	TCMX (S)	4.700	5360501	67.385	ng/ml
62) S	DCBP (S)	9.456	7225361	100.266	ng/ml
	Target Compounds				
2)	Aroclor 1016 (1)	5.624	505770	158.313	ng/ml
3)	Aroclor 1016 (2)	6.037	1028331	158.919	ng/ml
4)	Aroclor 1016 (3)	6.120	540906	160.329	ng/ml
5)	Aroclor 1016 (4)	6.279	450422	159.209	ng/ml
6)	Aroclor 1016 (5)	6.500	545977	161.381	ng/ml
7)	Aroclor 1016 (6)	6.626	396125	164.930	ng/ml
8)	Aroclor 1016 - AVE	0.000	0	N.D.	ng/ml
9)	Aroclor 1221 (1)	0.000	0	N.D.	ng/mld
10)	Aroclor 1221 (2)	0.000	0	N.D.	ng/mld
11)	Aroclor 1221 (3)	0.000	0	N.D.	ng/mld
12)	Aroclor 1221 - AVE	0.000	0	N.D.	ng/mld
13)	Aroclor 1232 (1)	0.000	0	N.D.	ng/mld
14)	Aroclor 1232 (2)	0.000	0	N.D.	ng/mld
15)	Aroclor 1232 (3)	0.000	0	N.D.	ng/mld
16)	Aroclor 1232 (4)	0.000	0	N.D.	ng/mld
17)	Aroclor 1232 (5)	0.000	0	N.D.	ng/mld
18)	Aroclor 1232 (6)	0.000	0	N.D.	ng/mld
19)	Aroclor 1232 - AVE	0.000	0	N.D.	ng/mld
20)	Aroclor 1242 (1)	0.000	0	N.D.	ng/mld
21)	Aroclor 1242 (2)	0.000	0	N.D.	ng/mld
22)	Aroclor 1242 (3)	0.000	0	N.D.	ng/mld
23)	Aroclor 1242 (4)	0.000	0	N.D.	ng/mld
24)	Aroclor 1242 (5)	0.000	0	N.D.	ng/mld
25)	Aroclor 1242 (6)	0.000	0	N.D.	ng/mld
26)	Aroclor 1242 - AVE	0.000	0	N.D.	ng/mld
27)	Aroclor 1248 (1)	0.000	0	N.D.	ng/mld
28)	Aroclor 1248 (2)	0.000	0	N.D.	ng/mld
29)	Aroclor 1248 (3)	0.000	0	N.D.	ng/mld
30)	Aroclor 1248 (4)	0.000	0	N.D.	ng/mld
31)	Aroclor 1248 (5)	0.000	0	N.D.	ng/mld
32)	Aroclor 1248 (6)	0.000	0	N.D.	ng/mld
33)	Aroclor 1248 - AVE	0.000	0	N.D.	ng/mld
34)	Aroclor 1254 (1)	0.000	0	N.D.	ng/mld
35)	Aroclor 1254 (2)	0.000	0	N.D.	ng/mld
36)	Aroclor 1254 (3)	0.000	0	N.D.	ng/mld
37)	Aroclor 1254 (4)	0.000	0	N.D.	ng/mld
38)	Aroclor 1254 (5)	0.000	0	N.D.	ng/mld
39)	Aroclor 1254 (6)	0.000	0	N.D.	ng/mld
40)	Aroclor 1254 - AVE	0.000	0	N.D.	ng/mld
41)	Aroclor 1260 (1)	7.431	1051123	171.970	ng/ml
42)	Aroclor 1260 (2)	7.565	1318276	174.886	ng/ml
43)	Aroclor 1260 (3)	8.121	1014667	184.884	ng/ml
44)	Aroclor 1260 (4)	8.293	2432300	197.486	ng/ml
45)	Aroclor 1260 (5)	8.591	1633889	197.263	ng/ml
46)	Aroclor 1260 (6)	8.979	664336	192.846	ng/ml
47)	Aroclor 1260 - AVE	0.000	0	N.D.	ng/ml

Quantitation Report (QT Reviewed)

Data Path : K:\DATA\9A30022\
Data File : ECD2F009.D
Signal(s) : ECD1A.CH
Acq On : 30 Jan 2019 10:33 am
Operator : MJB / KAK
Sample : 9A30022-CAL4
Misc :
ALS Vial : 7 Sample Multiplier: 1

Integration File: PCB1.e
Quant Time: Jan 30 18:26:48 2019
Quant Method : K:\METHODS\FECD2_QUANTPCB_190130.M
Quant Title : PCB Data Analysis
QLast Update : Wed Jan 30 18:23:13 2019
Response via : Initial Calibration
Integrator: ChemStation 6890 Scale Mode: Small noise peaks clipped

	Compound	R.T.	Response	Conc	Units
48)	Aroclor 1262 (1)	0.000	0	N.D.	ng/mld
49)	Aroclor 1262 (2)	0.000	0	N.D.	ng/mld
50)	Aroclor 1262 (3)	0.000	0	N.D.	ng/mld
51)	Aroclor 1262 (4)	0.000	0	N.D.	ng/mld
52)	Aroclor 1262 (5)	0.000	0	N.D.	ng/mld
53)	Aroclor 1262 (6)	0.000	0	N.D.	ng/mld
54)	Aroclor 1262 - AVE	0.000	0	N.D.	ng/mld
55)	Aroclor 1268 (1)	0.000	0	N.D.	ng/mld
56)	Aroclor 1268 (2)	0.000	0	N.D.	ng/mld
57)	Aroclor 1268 (3)	0.000	0	N.D.	ng/mld
58)	Aroclor 1268 (4)	0.000	0	N.D.	ng/mld
59)	Aroclor 1268 (5)	0.000	0	N.D.	ng/mld
60)	Aroclor 1268 (6)	0.000	0	N.D.	ng/mld
61)	Aroclor 1268 - AVE	0.000	0	N.D.	ng/mld

(f)=RT Delta > 1/2 Window (m)=manual int.

Quantitation Report (QT Reviewed)

Data Path : K:\DATA\9A30022\
Data File : ECD2F009.D
Signal(s) : ECD1A.CH
Acq On : 30 Jan 2019 10:33 am
Operator : MJB / KAK
Sample : 9A30022-CAL4
Misc :
ALS Vial : 7 Sample Multiplier: 1

Integration File: PCB1.e
Quant Time: Jan 30 18:26:48 2019
Quant Method : K:\METHODS\FECD2_QUANTPCB_190130.M
Quant Title : PCB Data Analysis
QLast Update : Wed Jan 30 18:23:13 2019
Response via : Initial Calibration
Integrator: ChemStation 6890 Scale Mode: Small noise peaks clipped

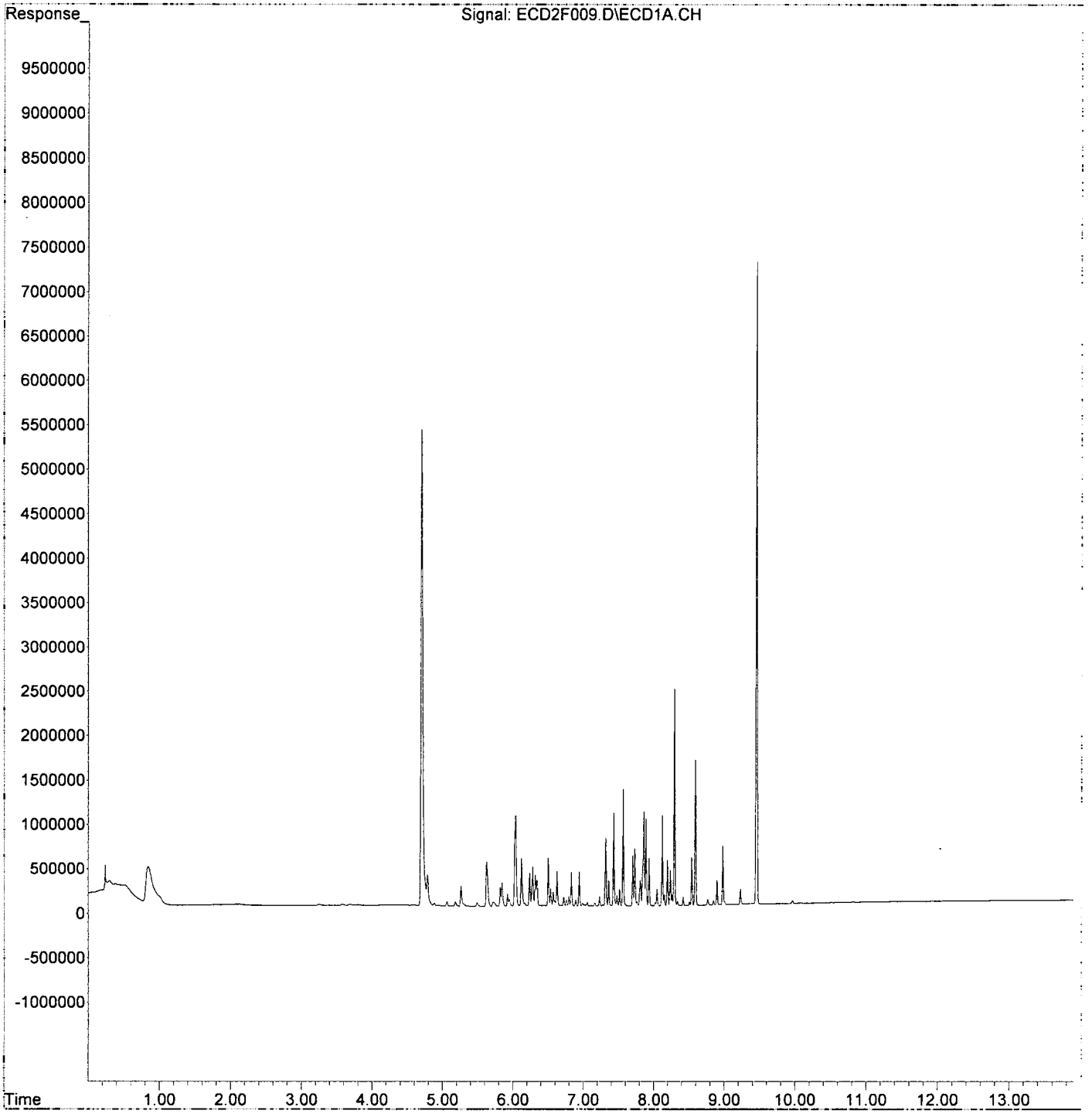

Quantitation Report (QT Reviewed)

Data Path : K:\DATA\9A30022\
Data File : ECD2F010.D
Signal(s) : ECD1A.CH
Acq On : 30 Jan 2019 10:51 am
Operator : MJB / KAK
Sample : 9A30022-CAL5
Misc :
ALS Vial : 8 Sample Multiplier: 1

Integration File: PCB1.e
Quant Time: Jan 30 18:23:01 2019
Quant Method : K:\METHODS\FECD2_QUANTPCB_190130.M
Quant Title : PCB Data Analysis
QLast Update : Tue Oct 30 09:02:56 2018
Response via : Initial Calibration
Integrator: ChemStation 6890 Scale Mode: Small noise peaks clipped

MB 1/31/19

	Compound	R.T.	Response	Conc	Units
	System Monitoring Compounds				
1) S	TCMX (S)	4.699	14645988	184.109	ng/ml
62) S	DCBP (S)	9.454	18206141	252.647	ng/ml
	Target Compounds				
2)	Aroclor 1016 (1)	5.623	1254489	392.672	ng/ml
3)	Aroclor 1016 (2)	6.036	2508139	387.610	ng/ml
4)	Aroclor 1016 (3)	6.119	1346535	399.125	ng/ml
5)	Aroclor 1016 (4)	6.278	1051686	371.735	ng/ml
6)	Aroclor 1016 (5)	6.499	1342553	396.835	ng/ml
7)	Aroclor 1016 (6)	6.624	933288	388.581	ng/ml
8)	Aroclor 1016 - AVE	0.000	0	N.D.	ng/ml
9)	Aroclor 1221 (1)	0.000	0	N.D.	ng/mld
10)	Aroclor 1221 (2)	0.000	0	N.D.	ng/mld
11)	Aroclor 1221 (3)	0.000	0	N.D.	ng/mld
12)	Aroclor 1221 - AVE	0.000	0	N.D.	ng/mld
13)	Aroclor 1232 (1)	0.000	0	N.D.	ng/mld
14)	Aroclor 1232 (2)	0.000	0	N.D.	ng/mld
15)	Aroclor 1232 (3)	0.000	0	N.D.	ng/mld
16)	Aroclor 1232 (4)	0.000	0	N.D.	ng/mld
17)	Aroclor 1232 (5)	0.000	0	N.D.	ng/mld
18)	Aroclor 1232 (6)	0.000	0	N.D.	ng/mld
19)	Aroclor 1232 - AVE	0.000	0	N.D.	ng/mld
20)	Aroclor 1242 (1)	0.000	0	N.D.	ng/mld
21)	Aroclor 1242 (2)	0.000	0	N.D.	ng/mld
22)	Aroclor 1242 (3)	0.000	0	N.D.	ng/mld
23)	Aroclor 1242 (4)	0.000	0	N.D.	ng/mld
24)	Aroclor 1242 (5)	0.000	0	N.D.	ng/mld
25)	Aroclor 1242 (6)	0.000	0	N.D.	ng/mld
26)	Aroclor 1242 - AVE	0.000	0	N.D.	ng/mld
27)	Aroclor 1248 (1)	0.000	0	N.D.	ng/mld
28)	Aroclor 1248 (2)	0.000	0	N.D.	ng/mld
29)	Aroclor 1248 (3)	0.000	0	N.D.	ng/mld
30)	Aroclor 1248 (4)	0.000	0	N.D.	ng/mld
31)	Aroclor 1248 (5)	0.000	0	N.D.	ng/mld
32)	Aroclor 1248 (6)	0.000	0	N.D.	ng/mld
33)	Aroclor 1248 - AVE	0.000	0	N.D.	ng/mld
34)	Aroclor 1254 (1)	0.000	0	N.D.	ng/mld
35)	Aroclor 1254 (2)	0.000	0	N.D.	ng/mld
36)	Aroclor 1254 (3)	0.000	0	N.D.	ng/mld
37)	Aroclor 1254 (4)	0.000	0	N.D.	ng/mld
38)	Aroclor 1254 (5)	0.000	0	N.D.	ng/mld
39)	Aroclor 1254 (6)	0.000	0	N.D.	ng/mld
40)	Aroclor 1254 - AVE	0.000	0	N.D.	ng/mld
41)	Aroclor 1260 (1)	7.429	2535656	414.849	ng/ml
42)	Aroclor 1260 (2)	7.565	3196431	424.046	ng/ml
43)	Aroclor 1260 (3)	8.120	2422545	441.416	ng/ml
44)	Aroclor 1260 (4)	8.292	6219548	504.985	ng/ml
45)	Aroclor 1260 (5)	8.590	4059003	490.052	ng/ml
46)	Aroclor 1260 (6)	8.978	1646223	477.872	ng/ml
47)	Aroclor 1260 - AVE	0.000	0	N.D.	ng/ml

Quantitation Report (QT Reviewed)

Data Path : K:\DATA\9A30022\
Data File : ECD2F010.D
Signal(s) : ECD1A.CH
Acq On : 30 Jan 2019 10:51 am
Operator : MJB / KAK
Sample : 9A30022-CAL5
Misc :
ALS Vial : 8 Sample Multiplier: 1

Integration File: PCB1.e
Quant Time: Jan 30 18:23:01 2019
Quant Method : K:\METHODS\FECD2_QUANTPCB_190130.M
Quant Title : PCB Data Analysis
QLast Update : Tue Oct 30 09:02:56 2018
Response via : Initial Calibration
Integrator: ChemStation 6890 Scale Mode: Small noise peaks clipped

	Compound	R.T.	Response	Conc	Units
48)	Aroclor 1262 (1)	0.000	0	N.D.	ng/mld
49)	Aroclor 1262 (2)	0.000	0	N.D.	ng/mld
50)	Aroclor 1262 (3)	0.000	0	N.D.	ng/mld
51)	Aroclor 1262 (4)	0.000	0	N.D.	ng/mld
52)	Aroclor 1262 (5)	0.000	0	N.D.	ng/mld
53)	Aroclor 1262 (6)	0.000	0	N.D.	ng/mld
54)	Aroclor 1262 - AVE	0.000	0	N.D.	ng/mld
55)	Aroclor 1268 (1)	0.000	0	N.D.	ng/mld
56)	Aroclor 1268 (2)	0.000	0	N.D.	ng/mld
57)	Aroclor 1268 (3)	0.000	0	N.D.	ng/mld
58)	Aroclor 1268 (4)	0.000	0	N.D.	ng/mld
59)	Aroclor 1268 (5)	0.000	0	N.D.	ng/mld
60)	Aroclor 1268 (6)	0.000	0	N.D.	ng/mld
61)	Aroclor 1268 - AVE	0.000	0	N.D.	ng/mld

(f)=RT Delta > 1/2 Window (m)=manual int.

Quantitation Report (QT Reviewed)

Data Path : K:\DATA\9A30022\
Data File : ECD2F010.D
Signal(s) : ECD1A.CH
Acq On : 30 Jan 2019 10:51 am
Operator : MJB / KAK
Sample : 9A30022-CAL5
Misc :
ALS Vial : 8 Sample Multiplier: 1

Integration File: PCB1.e
Quant Time: Jan 30 18:23:01 2019
Quant Method : K:\METHODS\FECD2_QUANTPCB_190130.M
Quant Title : PCB Data Analysis
QLast Update : Tue Oct 30 09:02:56 2018
Response via : Initial Calibration
Integrator: ChemStation 6890 Scale Mode: Small noise peaks clipped

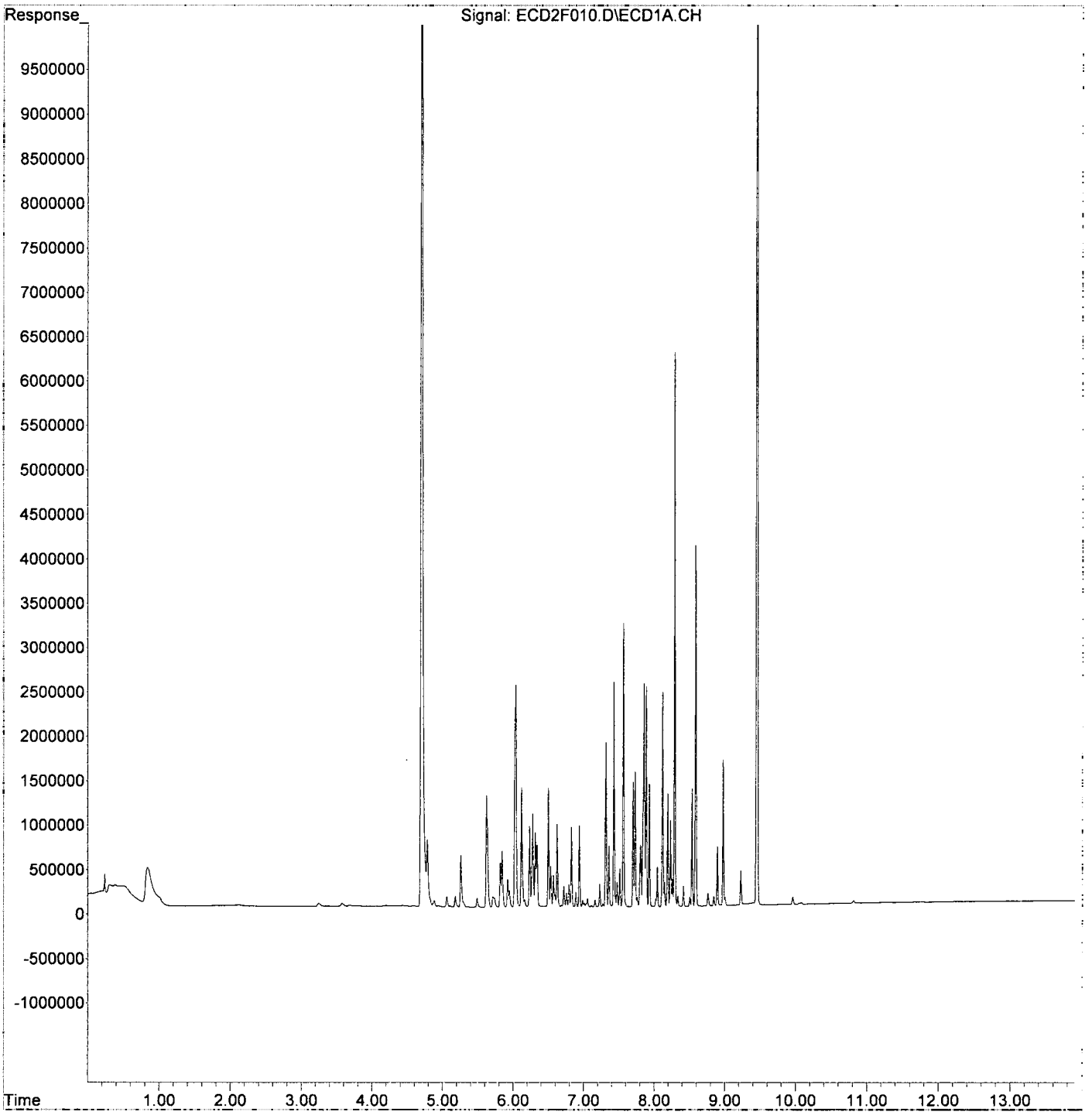

Quantitation Report (QT Reviewed)

Data Path : K:\DATA\9A30022\
Data File : ECD2F011.D
Signal(s) : ECD1A.CH
Acq On : 30 Jan 2019 11:09 am
Operator : MJB / KAK
Sample : 9A30022-CAL6
Misc :
ALS Vial : 9 Sample Multiplier: 1

Integration File: PCB1.e
Quant Time: Jan 30 18:28:13 2019
Quant Method : K:\METHODS\FECD2_QUANTPCB_190130.M
Quant Title : PCB Data Analysis
QLast Update : Wed Jan 30 18:23:13 2019
Response via : Initial Calibration
Integrator: ChemStation 6890 Scale Mode: Small noise peaks clipped

MB 1/31/19

	Compound	R.T.	Response	Conc	Units
	System Monitoring Compounds				
1) S	TCMX (S)	4.699	29763027	374.138	ng/ml
62) S	DCBP (S)	9.455	36540991	507.079	ng/ml
	Target Compounds				
2)	Aroclor 1016 (1)	5.623	2471749	773.692	ng/ml
3)	Aroclor 1016 (2)	6.035	5040502	778.964	ng/ml
4)	Aroclor 1016 (3)	6.118	2672741	792.224	ng/ml
5)	Aroclor 1016 (4)	6.278	2153930	761.340	ng/ml
6)	Aroclor 1016 (5)	6.499	2670551	789.367	ng/ml
7)	Aroclor 1016 (6)	6.624	1887258	785.773	ng/ml
8)	Aroclor 1016 - AVE	0.000	0	N.D.	ng/ml
9)	Aroclor 1221 (1)	0.000	0	N.D.	ng/mld
10)	Aroclor 1221 (2)	0.000	0	N.D.	ng/mld
11)	Aroclor 1221 (3)	0.000	0	N.D.	ng/mld
12)	Aroclor 1221 - AVE	0.000	0	N.D.	ng/mld
13)	Aroclor 1232 (1)	0.000	0	N.D.	ng/mld
14)	Aroclor 1232 (2)	0.000	0	N.D.	ng/mld
15)	Aroclor 1232 (3)	0.000	0	N.D.	ng/mld
16)	Aroclor 1232 (4)	0.000	0	N.D.	ng/mld
17)	Aroclor 1232 (5)	0.000	0	N.D.	ng/mld
18)	Aroclor 1232 (6)	0.000	0	N.D.	ng/mld
19)	Aroclor 1232 - AVE	0.000	0	N.D.	ng/mld
20)	Aroclor 1242 (1)	0.000	0	N.D.	ng/mld
21)	Aroclor 1242 (2)	0.000	0	N.D.	ng/mld
22)	Aroclor 1242 (3)	0.000	0	N.D.	ng/mld
23)	Aroclor 1242 (4)	0.000	0	N.D.	ng/mld
24)	Aroclor 1242 (5)	0.000	0	N.D.	ng/mld
25)	Aroclor 1242 (6)	0.000	0	N.D.	ng/mld
26)	Aroclor 1242 - AVE	0.000	0	N.D.	ng/mld
27)	Aroclor 1248 (1)	0.000	0	N.D.	ng/mld
28)	Aroclor 1248 (2)	0.000	0	N.D.	ng/mld
29)	Aroclor 1248 (3)	0.000	0	N.D.	ng/mld
30)	Aroclor 1248 (4)	0.000	0	N.D.	ng/mld
31)	Aroclor 1248 (5)	0.000	0	N.D.	ng/mld
32)	Aroclor 1248 (6)	0.000	0	N.D.	ng/mld
33)	Aroclor 1248 - AVE	0.000	0	N.D.	ng/mld
34)	Aroclor 1254 (1)	0.000	0	N.D.	ng/mld
35)	Aroclor 1254 (2)	0.000	0	N.D.	ng/mld
36)	Aroclor 1254 (3)	0.000	0	N.D.	ng/mld
37)	Aroclor 1254 (4)	0.000	0	N.D.	ng/mld
38)	Aroclor 1254 (5)	0.000	0	N.D.	ng/mld
39)	Aroclor 1254 (6)	0.000	0	N.D.	ng/mld
40)	Aroclor 1254 - AVE	0.000	0	N.D.	ng/mld
41)	Aroclor 1260 (1)	7.429	5135331	840.172	ng/ml
42)	Aroclor 1260 (2)	7.564	6639782	880.849	ng/ml
43)	Aroclor 1260 (3)	8.120	4916194	895.788	ng/ml
44)	Aroclor 1260 (4)	8.292	12084817	981.204	ng/ml
45)	Aroclor 1260 (5)	8.589	8021252	968.423	ng/ml
46)	Aroclor 1260 (6)	8.978	3223988	935.871	ng/ml
47)	Aroclor 1260 - AVE	0.000	0	N.D.	ng/ml

Quantitation Report (QT Reviewed)

Data Path : K:\DATA\9A30022\
Data File : ECD2F011.D
Signal(s) : ECD1A.CH
Acq On : 30 Jan 2019 11:09 am
Operator : MJB / KAK
Sample : 9A30022-CAL6
Misc :
ALS Vial : 9 Sample Multiplier: 1

Integration File: PCB1.e
Quant Time: Jan 30 18:28:13 2019
Quant Method : K:\METHODS\FECD2_QUANTPCB_190130.M
Quant Title : PCB Data Analysis
QLast Update : Wed Jan 30 18:23:13 2019
Response via : Initial Calibration
Integrator: ChemStation 6890 Scale Mode: Small noise peaks clipped

	Compound	R.T.	Response	Conc	Units
48)	Aroclor 1262 (1)	0.000	0	N.D.	ng/mld
49)	Aroclor 1262 (2)	0.000	0	N.D.	ng/mld
50)	Aroclor 1262 (3)	0.000	0	N.D.	ng/mld
51)	Aroclor 1262 (4)	0.000	0	N.D.	ng/mld
52)	Aroclor 1262 (5)	0.000	0	N.D.	ng/mld
53)	Aroclor 1262 (6)	0.000	0	N.D.	ng/mld
54)	Aroclor 1262 - AVE	0.000	0	N.D.	ng/mld
55)	Aroclor 1268 (1)	0.000	0	N.D.	ng/mld
56)	Aroclor 1268 (2)	0.000	0	N.D.	ng/mld
57)	Aroclor 1268 (3)	0.000	0	N.D.	ng/mld
58)	Aroclor 1268 (4)	0.000	0	N.D.	ng/mld
59)	Aroclor 1268 (5)	0.000	0	N.D.	ng/mld
60)	Aroclor 1268 (6)	0.000	0	N.D.	ng/mld
61)	Aroclor 1268 - AVE	0.000	0	N.D.	ng/mld

(f)=RT Delta > 1/2 Window (m)=manual int.

Quantitation Report (QT Reviewed)

Data Path : K:\DATA\9A30022\
Data File : ECD2F011.D
Signal(s) : ECD1A.CH
Acq On : 30 Jan 2019 11:09 am
Operator : MJB / KAK
Sample : 9A30022-CAL6
Misc :
ALS Vial : 9 Sample Multiplier: 1

Integration File: PCB1.e
Quant Time: Jan 30 18:28:13 2019
Quant Method : K:\METHODS\FECD2_QUANTPCB_190130.M
Quant Title : PCB Data Analysis
QLast Update : Wed Jan 30 18:23:13 2019
Response via : Initial Calibration
Integrator: ChemStation 6890 Scale Mode: Small noise peaks clipped

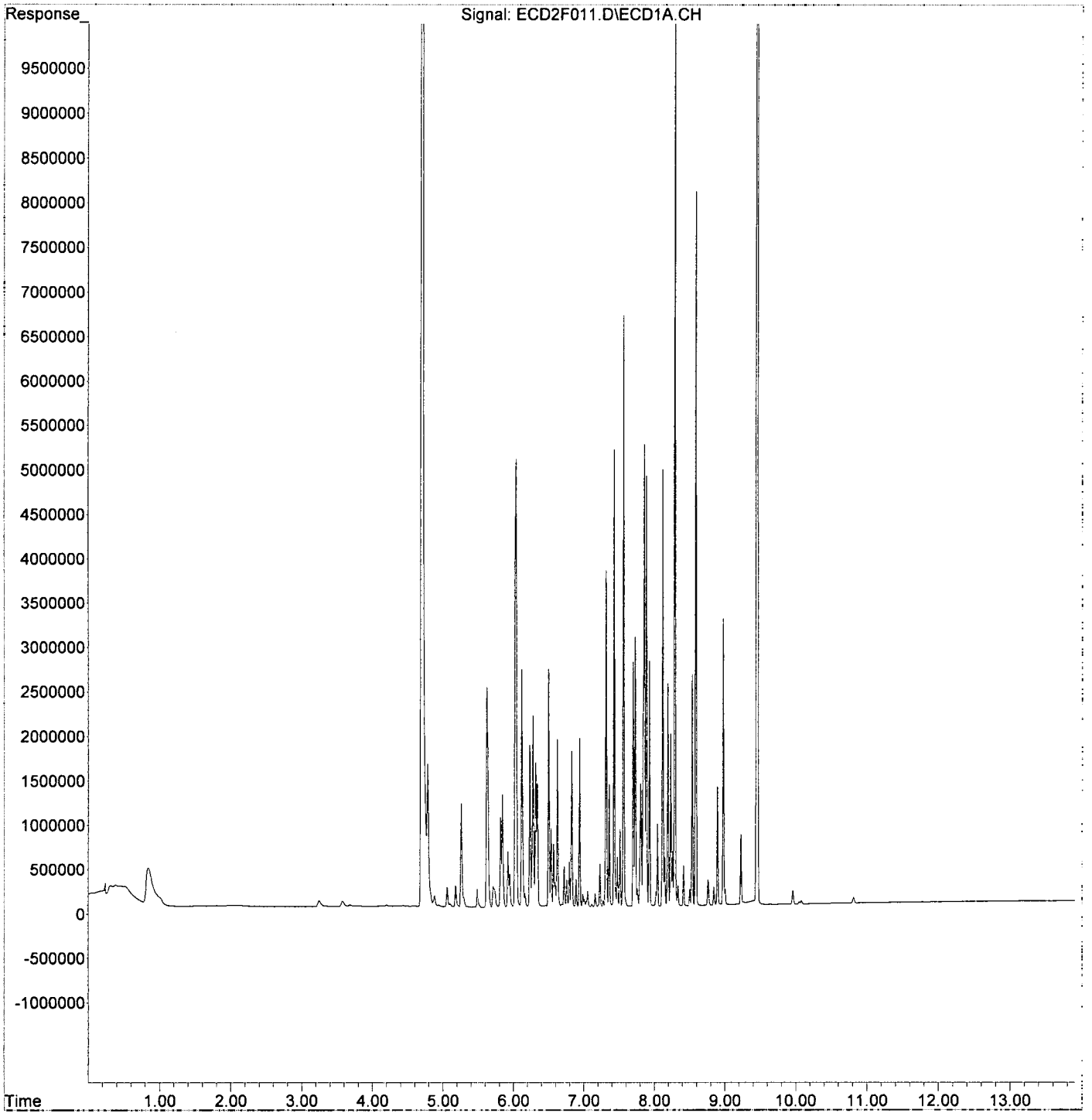

Quantitation Report (QT Reviewed)

Data Path : K:\DATA\9A30022\
Data File : ECD2F012.D
Signal(s) : ECD1A.CH
Acq On : 30 Jan 2019 11:27 am
Operator : MJB / KAK
Sample : 9A30022-CAL7
Misc :
ALS Vial : 10 Sample Multiplier: 1

Integration File: PCB1.e
Quant Time: Jan 30 18:29:11 2019
Quant Method : K:\METHODS\FECD2_QUANTPCB_190130.M
Quant Title : PCB Data Analysis
QLast Update : Wed Jan 30 18:23:13 2019
Response via : Initial Calibration
Integrator: ChemStation 6890 Scale Mode: Small noise peaks clipped

MJB 1/31/19

	Compound	R.T.	Response	Conc	Units
	System Monitoring Compounds				
1) S	TCMX (S)	4.701	49161732	617.991	ng/ml
62) S	DCBP (S)	9.457	57028813	791.389	ng/ml
	Target Compounds				
2)	Aroclor 1016 (1)	5.624	3796102	1188.232	ng/ml
3)	Aroclor 1016 (2)	6.036	7768054	1200.482	ng/ml
4)	Aroclor 1016 (3)	6.120	4016399	1190.496	ng/ml
5)	Aroclor 1016 (4)	6.279	3145024	1171.658	ng/ml
6)	Aroclor 1016 (5)	6.501	4037004	1193.265	ng/ml
7)	Aroclor 1016 (6)	6.626	2782558	1158.537	ng/ml
8)	Aroclor 1016 - AVE	0.000	0	N.D.	ng/ml
9)	Aroclor 1221 (1)	0.000	0	N.D.	ng/mld
10)	Aroclor 1221 (2)	0.000	0	N.D.	ng/mld
11)	Aroclor 1221 (3)	0.000	0	N.D.	ng/mld
12)	Aroclor 1221 - AVE	0.000	0	N.D.	ng/mld
13)	Aroclor 1232 (1)	0.000	0	N.D.	ng/mld
14)	Aroclor 1232 (2)	0.000	0	N.D.	ng/mld
15)	Aroclor 1232 (3)	0.000	0	N.D.	ng/mld
16)	Aroclor 1232 (4)	0.000	0	N.D.	ng/mld
17)	Aroclor 1232 (5)	0.000	0	N.D.	ng/mld
18)	Aroclor 1232 (6)	0.000	0	N.D.	ng/mld
19)	Aroclor 1232 - AVE	0.000	0	N.D.	ng/mld
20)	Aroclor 1242 (1)	0.000	0	N.D.	ng/mld
21)	Aroclor 1242 (2)	0.000	0	N.D.	ng/mld
22)	Aroclor 1242 (3)	0.000	0	N.D.	ng/mld
23)	Aroclor 1242 (4)	0.000	0	N.D.	ng/mld
24)	Aroclor 1242 (5)	0.000	0	N.D.	ng/mld
25)	Aroclor 1242 (6)	0.000	0	N.D.	ng/mld
26)	Aroclor 1242 - AVE	0.000	0	N.D.	ng/mld
27)	Aroclor 1248 (1)	0.000	0	N.D.	ng/mld
28)	Aroclor 1248 (2)	0.000	0	N.D.	ng/mld
29)	Aroclor 1248 (3)	0.000	0	N.D.	ng/mld
30)	Aroclor 1248 (4)	0.000	0	N.D.	ng/mld
31)	Aroclor 1248 (5)	0.000	0	N.D.	ng/mld
32)	Aroclor 1248 (6)	0.000	0	N.D.	ng/mld
33)	Aroclor 1248 - AVE	0.000	0	N.D.	ng/mld
34)	Aroclor 1254 (1)	0.000	0	N.D.	ng/mld
35)	Aroclor 1254 (2)	0.000	0	N.D.	ng/mld
36)	Aroclor 1254 (3)	0.000	0	N.D.	ng/mld
37)	Aroclor 1254 (4)	0.000	0	N.D.	ng/mld
38)	Aroclor 1254 (5)	0.000	0	N.D.	ng/mld
39)	Aroclor 1254 (6)	0.000	0	N.D.	ng/mld
40)	Aroclor 1254 - AVE	0.000	0	N.D.	ng/mld
41)	Aroclor 1260 (1)	7.431	7836995	1282.181	ng/ml
42)	Aroclor 1260 (2)	7.566	9796009	1299.561	ng/ml
43)	Aroclor 1260 (3)	8.122	7313112	1332.534	ng/ml
44)	Aroclor 1260 (4)	8.294	17786878	1444.173	ng/ml
45)	Aroclor 1260 (5)	8.591	11756020	1419.330	ng/ml
46)	Aroclor 1260 (6)	8.980	4746749	1377.903	ng/ml
47)	Aroclor 1260 - AVE	0.000	0	N.D.	ng/ml

Quantitation Report (QT Reviewed)

Data Path : K:\DATA\9A30022\
Data File : ECD2F012.D
Signal(s) : ECD1A.CH
Acq On : 30 Jan 2019 11:27 am
Operator : MJB / KAK
Sample : 9A30022-CAL7
Misc :
ALS Vial : 10 Sample Multiplier: 1

Integration File: PCB1.e
Quant Time: Jan 30 18:29:11 2019
Quant Method : K:\METHODS\FECD2_QUANTPCB_190130.M
Quant Title : PCB Data Analysis
QLast Update : Wed Jan 30 18:23:13 2019
Response via : Initial Calibration
Integrator: ChemStation 6890 Scale Mode: Small noise peaks clipped

	Compound	R.T.	Response	Conc	Units
48)	Aroclor 1262 (1)	0.000	0	N.D.	ng/mld
49)	Aroclor 1262 (2)	0.000	0	N.D.	ng/mld
50)	Aroclor 1262 (3)	0.000	0	N.D.	ng/mld
51)	Aroclor 1262 (4)	0.000	0	N.D.	ng/mld
52)	Aroclor 1262 (5)	0.000	0	N.D.	ng/mld
53)	Aroclor 1262 (6)	0.000	0	N.D.	ng/mld
54)	Aroclor 1262 - AVE	0.000	0	N.D.	ng/mld
55)	Aroclor 1268 (1)	0.000	0	N.D.	ng/mld
56)	Aroclor 1268 (2)	0.000	0	N.D.	ng/mld
57)	Aroclor 1268 (3)	0.000	0	N.D.	ng/mld
58)	Aroclor 1268 (4)	0.000	0	N.D.	ng/mld
59)	Aroclor 1268 (5)	0.000	0	N.D.	ng/mld
60)	Aroclor 1268 (6)	0.000	0	N.D.	ng/mld
61)	Aroclor 1268 - AVE	0.000	0	N.D.	ng/mld

(f)=RT Delta > 1/2 Window (m)=manual int.

Quantitation Report (QT Reviewed)

Data Path : K:\DATA\9A30022\
Data File : ECD2F012.D
Signal(s) : ECD1A.CH
Acq On : 30 Jan 2019 11:27 am
Operator : MJB / KAK
Sample : 9A30022-CAL7
Misc :
ALS Vial : 10 Sample Multiplier: 1

Integration File: PCB1.e
Quant Time: Jan 30 18:29:11 2019
Quant Method : K:\METHODS\FECD2_QUANTPCB_190130.M
Quant Title : PCB Data Analysis
QLast Update : Wed Jan 30 18:23:13 2019
Response via : Initial Calibration
Integrator: ChemStation 6890 Scale Mode: Small noise peaks clipped

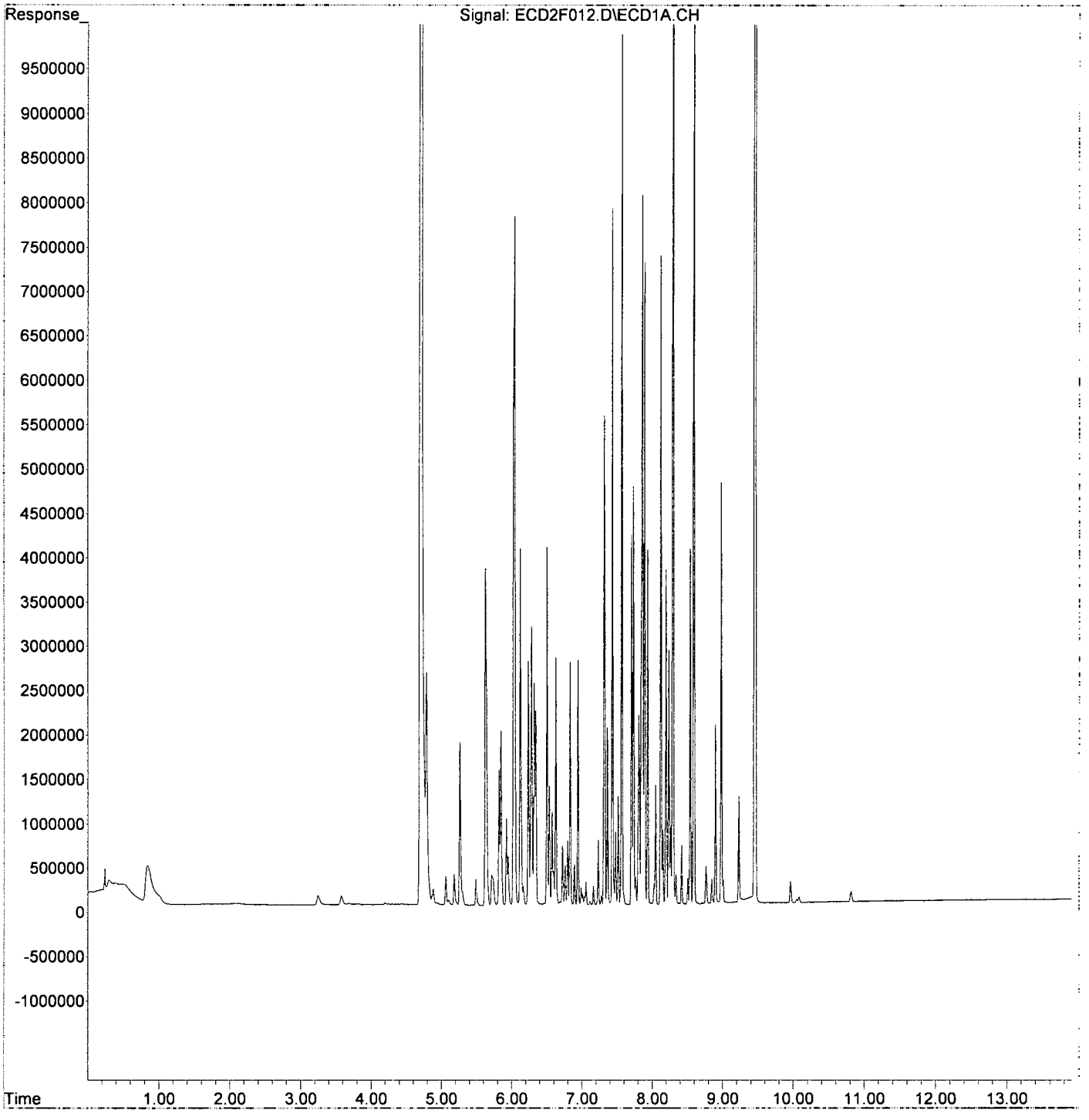

Quantitation Report (QT Reviewed)

Data Path : K:\DATA\9A30022\
Data File : ECD2F014.D
Signal(s) : ECD1A.CH
Acq On : 30 Jan 2019 12:03 pm
Operator : MJB / KAK
Sample : 9A30022-CAL8
Misc :
ALS Vial : 12 Sample Multiplier: 1

Integration File: PCB1.e
Quant Time: Jan 31 10:20:37 2019
Quant Method : K:\METHODS\FECD2_QUANTPCB_190130.M
Quant Title : PCB Data Analysis
QLast Update : Wed Jan 30 18:23:13 2019
Response via : Initial Calibration
Integrator: ChemStation 6890 Scale Mode: Small noise peaks clipped

MJB 1/31/19

	Compound	R.T.	Response	Conc	Units
	System Monitoring Compounds				
1) S	TCMX (S)	0.000	0	N.D.	ng/mld
62) S	DCBP (S)	0.000	0	N.D.	ng/mld
	Target Compounds				
2)	Aroclor 1016 (1)	0.000	0	N.D.	ng/mld
3)	Aroclor 1016 (2)	0.000	0	N.D.	ng/mld
4)	Aroclor 1016 (3)	0.000	0	N.D.	ng/mld
5)	Aroclor 1016 (4)	0.000	0	N.D.	ng/mld
6)	Aroclor 1016 (5)	0.000	0	N.D.	ng/mld
7)	Aroclor 1016 (6)	0.000	0	N.D.	ng/mld
8)	Aroclor 1016 - AVE	0.000	0	N.D.	ng/mld
9)	Aroclor 1221 (1)	5.060	414210	379.231	ng/ml
10)	Aroclor 1221 (2)	5.180	271616	371.158	ng/ml
11)	Aroclor 1221 (3)	5.259	886361	368.005	ng/ml
12)	Aroclor 1221 - AVE	0.000	0	N.D.	ng/ml
13)	Aroclor 1232 (1)	0.000	0	N.D.	ng/mld
14)	Aroclor 1232 (2)	0.000	0	N.D.	ng/mld
15)	Aroclor 1232 (3)	0.000	0	N.D.	ng/mld
16)	Aroclor 1232 (4)	0.000	0	N.D.	ng/mld
17)	Aroclor 1232 (5)	0.000	0	N.D.	ng/mld
18)	Aroclor 1232 (6)	0.000	0	N.D.	ng/mld
19)	Aroclor 1232 - AVE	0.000	0	N.D.	ng/mld
20)	Aroclor 1242 (1)	0.000	0	N.D.	ng/mld
21)	Aroclor 1242 (2)	0.000	0	N.D.	ng/mld
22)	Aroclor 1242 (3)	0.000	0	N.D.	ng/mld
23)	Aroclor 1242 (4)	0.000	0	N.D.	ng/mld
24)	Aroclor 1242 (5)	0.000	0	N.D.	ng/mld
25)	Aroclor 1242 (6)	0.000	0	N.D.	ng/mld
26)	Aroclor 1242 - AVE	0.000	0	N.D.	ng/mld
27)	Aroclor 1248 (1)	0.000	0	N.D.	ng/mld
28)	Aroclor 1248 (2)	0.000	0	N.D.	ng/mld
29)	Aroclor 1248 (3)	0.000	0	N.D.	ng/mld
30)	Aroclor 1248 (4)	0.000	0	N.D.	ng/mld
31)	Aroclor 1248 (5)	0.000	0	N.D.	ng/mld
32)	Aroclor 1248 (6)	0.000	0	N.D.	ng/mld
33)	Aroclor 1248 - AVE	0.000	0	N.D.	ng/mld
34)	Aroclor 1254 (1)	0.000	0	N.D.	ng/mld
35)	Aroclor 1254 (2)	0.000	0	N.D.	ng/mld
36)	Aroclor 1254 (3)	0.000	0	N.D.	ng/mld
37)	Aroclor 1254 (4)	0.000	0	N.D.	ng/mld
38)	Aroclor 1254 (5)	0.000	0	N.D.	ng/mld
39)	Aroclor 1254 (6)	0.000	0	N.D.	ng/mld
40)	Aroclor 1254 - AVE	0.000	0	N.D.	ng/mld
41)	Aroclor 1260 (1)	0.000	0	N.D.	ng/mld
42)	Aroclor 1260 (2)	0.000	0	N.D.	ng/mld
43)	Aroclor 1260 (3)	0.000	0	N.D.	ng/mld
44)	Aroclor 1260 (4)	0.000	0	N.D.	ng/mld
45)	Aroclor 1260 (5)	0.000	0	N.D.	ng/mld
46)	Aroclor 1260 (6)	0.000	0	N.D.	ng/mld
47)	Aroclor 1260 - AVE	0.000	0	N.D.	ng/mld

Quantitation Report (QT Reviewed)

Data Path : K:\DATA\9A30022\
Data File : ECD2F014.D
Signal(s) : ECD1A.CH
Acq On : 30 Jan 2019 12:03 pm
Operator : MJB / KAK
Sample : 9A30022-CAL8
Misc :
ALS Vial : 12 Sample Multiplier: 1

Integration File: PCB1.e
Quant Time: Jan 31 10:20:37 2019
Quant Method : K:\METHODS\FECD2_QUANTPCB_190130.M
Quant Title : PCB Data Analysis
QLast Update : Wed Jan 30 18:23:13 2019
Response via : Initial Calibration
Integrator: ChemStation 6890 Scale Mode: Small noise peaks clipped

	Compound	R.T.	Response	Conc	Units
48)	Aroclor 1262 (1)	0.000	0	N.D.	ng/mld
49)	Aroclor 1262 (2)	0.000	0	N.D.	ng/mld
50)	Aroclor 1262 (3)	0.000	0	N.D.	ng/mld
51)	Aroclor 1262 (4)	0.000	0	N.D.	ng/mld
52)	Aroclor 1262 (5)	0.000	0	N.D.	ng/mld
53)	Aroclor 1262 (6)	0.000	0	N.D.	ng/mld
54)	Aroclor 1262 - AVE	0.000	0	N.D.	ng/mld
55)	Aroclor 1268 (1)	0.000	0	N.D.	ng/mld
56)	Aroclor 1268 (2)	0.000	0	N.D.	ng/mld
57)	Aroclor 1268 (3)	0.000	0	N.D.	ng/mld
58)	Aroclor 1268 (4)	0.000	0	N.D.	ng/mld
59)	Aroclor 1268 (5)	0.000	0	N.D.	ng/mld
60)	Aroclor 1268 (6)	0.000	0	N.D.	ng/mld
61)	Aroclor 1268 - AVE	0.000	0	N.D.	ng/mld

(f)=RT Delta > 1/2 Window (m)=manual int.

Quantitation Report (QT Reviewed)

Data Path : K:\DATA\9A30022\
Data File : ECD2F014.D
Signal(s) : ECD1A.CH
Acq On : 30 Jan 2019 12:03 pm
Operator : MJB / KAK
Sample : 9A30022-CAL8
Misc :
ALS Vial : 12 Sample Multiplier: 1

Integration File: PCB1.e
Quant Time: Jan 31 10:20:37 2019
Quant Method : K:\METHODS\FECD2_QUANTPCB_190130.M
Quant Title : PCB Data Analysis
QLast Update : Wed Jan 30 18:23:13 2019
Response via : Initial Calibration
Integrator: ChemStation 6890 Scale Mode: Small noise peaks clipped

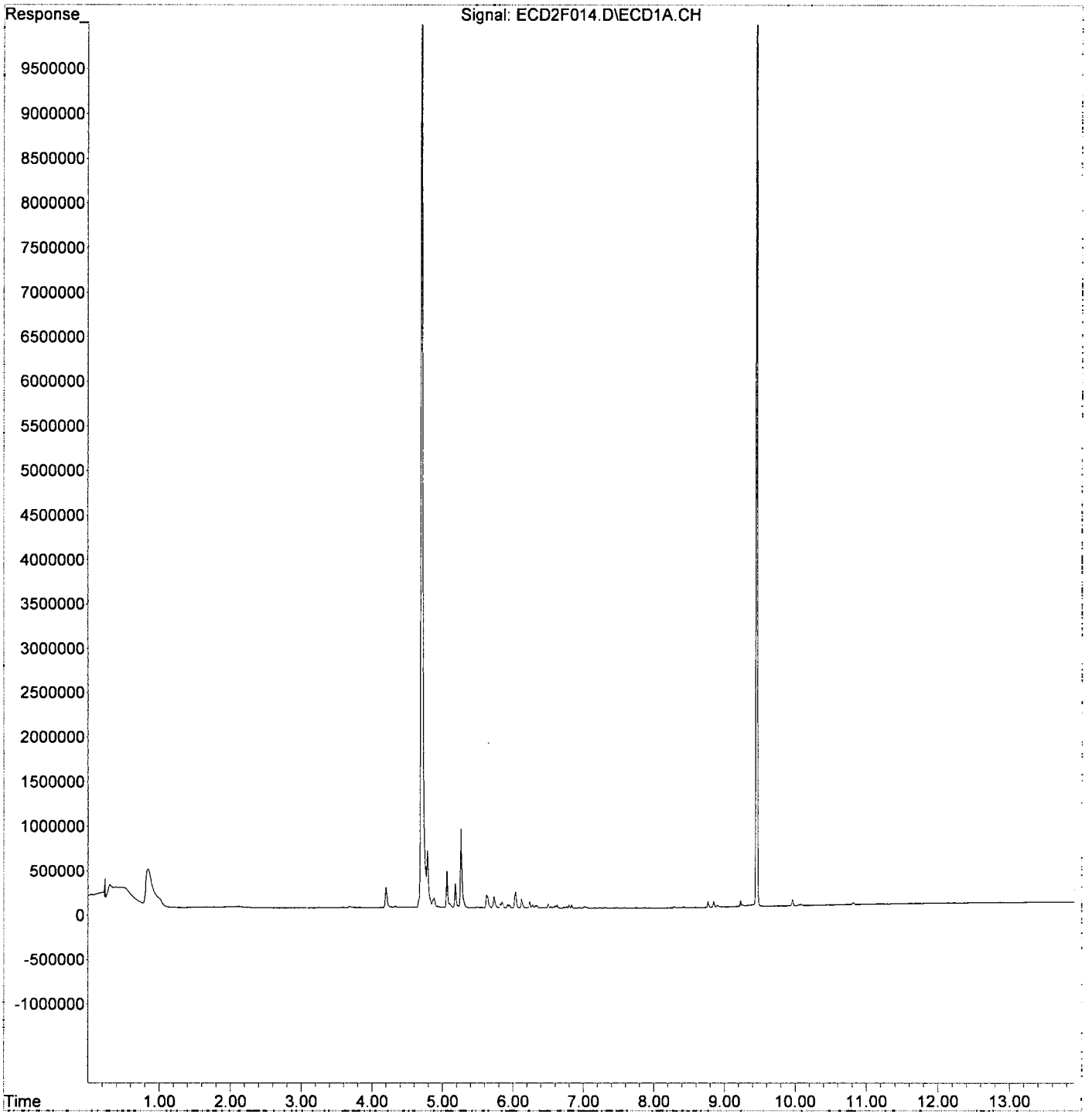

Quantitation Report (QT Reviewed)

Data Path : K:\DATA\9A30022\
Data File : ECD2F017.D
Signal(s) : ECD1A.CH
Acq On : 30 Jan 2019 12:43 pm
Operator : MJB / KAK
Sample : 9A30022-CAL9
Misc :
ALS Vial : 13 Sample Multiplier: 1

Integration File: PCB1.e
Quant Time: Jan 31 10:22:53 2019
Quant Method : K:\METHODS\FECD2_QUANTPCB_190130.M
Quant Title : PCB Data Analysis
QLast Update : Thu Jan 31 10:20:47 2019
Response via : Initial Calibration
Integrator: ChemStation 6890 Scale Mode: Small noise peaks clipped

MTD 1/31/19

	Compound	R.T.	Response	Conc	Units
	System Monitoring Compounds				
1) S	TCMX (S)	0.000	0	N.D.	ng/mld
62) S	DCBP (S)	0.000	0	N.D.	ng/mld
	Target Compounds				
2)	Aroclor 1016 (1)	0.000	0	N.D.	ng/mld
3)	Aroclor 1016 (2)	0.000	0	N.D.	ng/mld
4)	Aroclor 1016 (3)	0.000	0	N.D.	ng/mld
5)	Aroclor 1016 (4)	0.000	0	N.D.	ng/mld
6)	Aroclor 1016 (5)	0.000	0	N.D.	ng/mld
7)	Aroclor 1016 (6)	0.000	0	N.D.	ng/mld
8)	Aroclor 1016 - AVE	0.000	0	N.D.	ng/mld
9)	Aroclor 1221 (1)	0.000	0	N.D.	ng/mld
10)	Aroclor 1221 (2)	0.000	0	N.D.	ng/mld
11)	Aroclor 1221 (3)	0.000	0	N.D.	ng/mld
12)	Aroclor 1221 - AVE	0.000	0	N.D.	ng/mld
13)	Aroclor 1232 (1)	5.261	700392	377.219	ng/ml
14)	Aroclor 1232 (2)	6.037	1067476	402.226	ng/ml
15)	Aroclor 1232 (3)	6.121	553647	395.624	ng/ml
16)	Aroclor 1232 (4)	6.280	378103	402.870	ng/ml
17)	Aroclor 1232 (5)	6.501	519671	421.876	ng/ml
18)	Aroclor 1232 (6)	6.627	425396	414.965	ng/ml
19)	Aroclor 1232 - AVE	0.000	0	N.D.	ng/ml
20)	Aroclor 1242 (1)	0.000	0	N.D.	ng/mld
21)	Aroclor 1242 (2)	0.000	0	N.D.	ng/mld
22)	Aroclor 1242 (3)	0.000	0	N.D.	ng/mld
23)	Aroclor 1242 (4)	0.000	0	N.D.	ng/mld
24)	Aroclor 1242 (5)	0.000	0	N.D.	ng/mld
25)	Aroclor 1242 (6)	0.000	0	N.D.	ng/mld
26)	Aroclor 1242 - AVE	0.000	0	N.D.	ng/mld
27)	Aroclor 1248 (1)	0.000	0	N.D.	ng/mld
28)	Aroclor 1248 (2)	0.000	0	N.D.	ng/mld
29)	Aroclor 1248 (3)	0.000	0	N.D.	ng/mld
30)	Aroclor 1248 (4)	0.000	0	N.D.	ng/mld
31)	Aroclor 1248 (5)	0.000	0	N.D.	ng/mld
32)	Aroclor 1248 (6)	0.000	0	N.D.	ng/mld
33)	Aroclor 1248 - AVE	0.000	0	N.D.	ng/mld
34)	Aroclor 1254 (1)	0.000	0	N.D.	ng/mld
35)	Aroclor 1254 (2)	0.000	0	N.D.	ng/mld
36)	Aroclor 1254 (3)	0.000	0	N.D.	ng/mld
37)	Aroclor 1254 (4)	0.000	0	N.D.	ng/mld
38)	Aroclor 1254 (5)	0.000	0	N.D.	ng/mld
39)	Aroclor 1254 (6)	0.000	0	N.D.	ng/mld
40)	Aroclor 1254 - AVE	0.000	0	N.D.	ng/mld
41)	Aroclor 1260 (1)	0.000	0	N.D.	ng/mld
42)	Aroclor 1260 (2)	0.000	0	N.D.	ng/mld
43)	Aroclor 1260 (3)	0.000	0	N.D.	ng/mld
44)	Aroclor 1260 (4)	0.000	0	N.D.	ng/mld
45)	Aroclor 1260 (5)	0.000	0	N.D.	ng/mld
46)	Aroclor 1260 (6)	0.000	0	N.D.	ng/mld
47)	Aroclor 1260 - AVE	0.000	0	N.D.	ng/mld

Quantitation Report (QT Reviewed)

Data Path : K:\DATA\9A30022\
Data File : ECD2F017.D
Signal(s) : ECD1A.CH
Acq On : 30 Jan 2019 12:43 pm
Operator : MJB / KAK
Sample : 9A30022-CAL9
Misc :
ALS Vial : 13 Sample Multiplier: 1

Integration File: PCB1.e
Quant Time: Jan 31 10:22:53 2019
Quant Method : K:\METHODS\FECD2_QUANTPCB_190130.M
Quant Title : PCB Data Analysis
QLast Update : Thu Jan 31 10:20:47 2019
Response via : Initial Calibration
Integrator: ChemStation 6890 Scale Mode: Small noise peaks clipped

	Compound	R.T.	Response	Conc	Units
48)	Aroclor 1262 (1)	0.000	0	N.D.	ng/mld
49)	Aroclor 1262 (2)	0.000	0	N.D.	ng/mld
50)	Aroclor 1262 (3)	0.000	0	N.D.	ng/mld
51)	Aroclor 1262 (4)	0.000	0	N.D.	ng/mld
52)	Aroclor 1262 (5)	0.000	0	N.D.	ng/mld
53)	Aroclor 1262 (6)	0.000	0	N.D.	ng/mld
54)	Aroclor 1262 - AVE	0.000	0	N.D.	ng/mld
55)	Aroclor 1268 (1)	0.000	0	N.D.	ng/mld
56)	Aroclor 1268 (2)	0.000	0	N.D.	ng/mld
57)	Aroclor 1268 (3)	0.000	0	N.D.	ng/mld
58)	Aroclor 1268 (4)	0.000	0	N.D.	ng/mld
59)	Aroclor 1268 (5)	0.000	0	N.D.	ng/mld
60)	Aroclor 1268 (6)	0.000	0	N.D.	ng/mld
61)	Aroclor 1268 - AVE	0.000	0	N.D.	ng/mld

(f)=RT Delta > 1/2 Window (m)=manual int.

Quantitation Report (QT Reviewed)

Data Path : K:\DATA\9A30022\
Data File : ECD2F017.D
Signal(s) : ECD1A.CH
Acq On : 30 Jan 2019 12:43 pm
Operator : MJB / KAK
Sample : 9A30022-CAL9
Misc :
ALS Vial : 13 Sample Multiplier: 1

Integration File: PCB1.e
Quant Time: Jan 31 10:22:53 2019
Quant Method : K:\METHODS\FECD2_QUANTPCB_190130.M
Quant Title : PCB Data Analysis
QLast Update : Thu Jan 31 10:20:47 2019
Response via : Initial Calibration
Integrator: ChemStation 6890 Scale Mode: Small noise peaks clipped

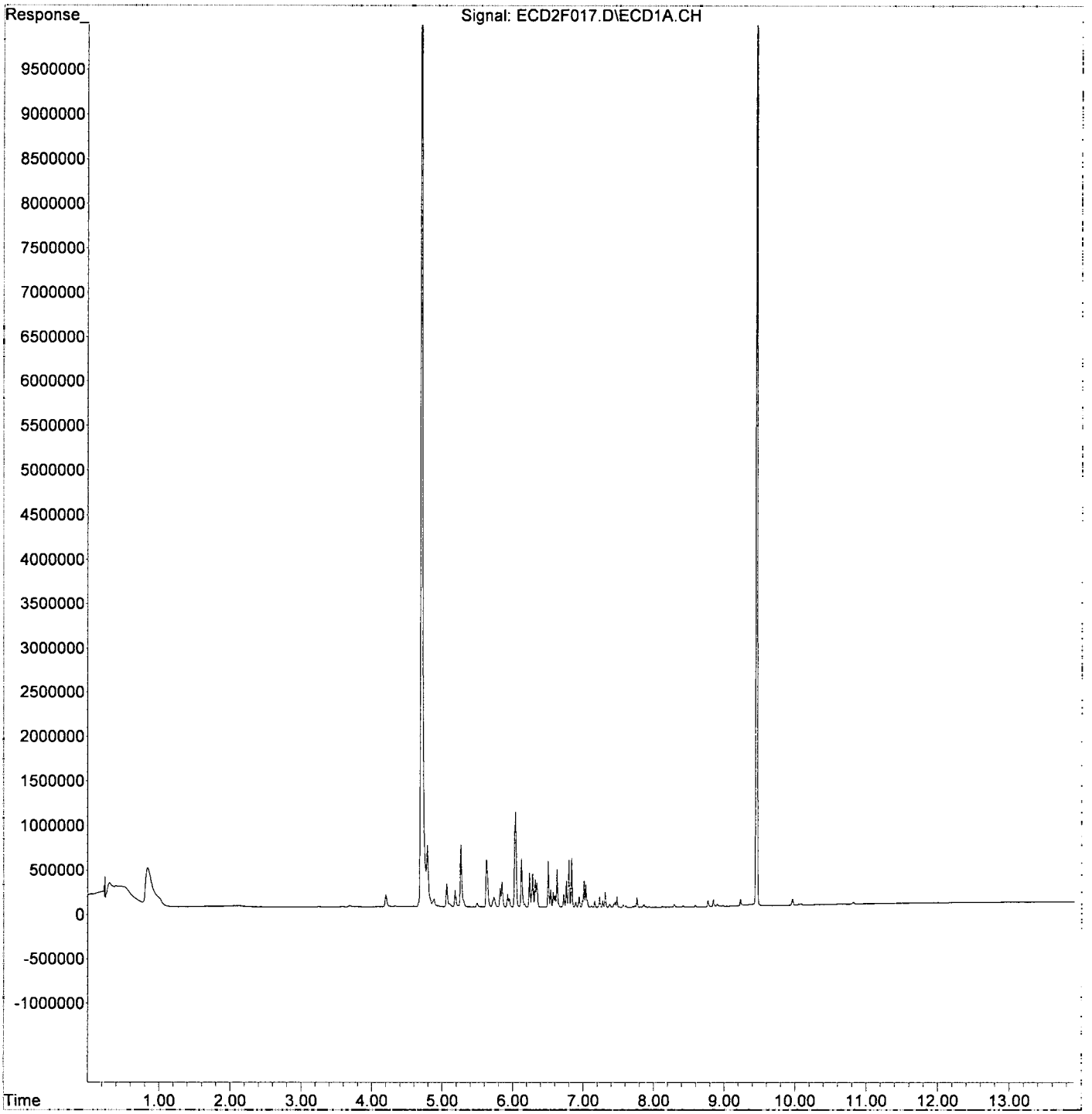

Quantitation Report (QT Reviewed)

Data Path : K:\DATA\9A30022\
Data File : ECD2F018.D
Signal(s) : ECD1A.CH
Acq On : 30 Jan 2019 1:01 pm
Operator : MJB / KAK
Sample : 9A30022-CALA
Misc :
ALS Vial : 14 Sample Multiplier: 1

Integration File: PCB1.e
Quant Time: Jan 31 10:26:10 2019
Quant Method : K:\METHODS\FECD2_QUANTPCB_190130.M
Quant Title : PCB Data Analysis
QLast Update : Thu Jan 31 10:23:00 2019
Response via : Initial Calibration
Integrator: ChemStation 6890 Scale Mode: Small noise peaks clipped

MJB 2/31/19

	Compound	R.T.	Response	Conc	Units
	System Monitoring Compounds				
1)	S TCMX (S)	0.000	0	N.D.	ng/mld
62)	S DCBP (S)	0.000	0	N.D.	ng/mld
	Target Compounds				
2)	Aroclor 1016 (1)	0.000	0	N.D.	ng/mld
3)	Aroclor 1016 (2)	0.000	0	N.D.	ng/mld
4)	Aroclor 1016 (3)	0.000	0	N.D.	ng/mld
5)	Aroclor 1016 (4)	0.000	0	N.D.	ng/mld
6)	Aroclor 1016 (5)	0.000	0	N.D.	ng/mld
7)	Aroclor 1016 (6)	0.000	0	N.D.	ng/mld
8)	Aroclor 1016 - AVE	0.000	0	N.D.	ng/mld
9)	Aroclor 1221 (1)	0.000	0	N.D.	ng/mld
10)	Aroclor 1221 (2)	0.000	0	N.D.	ng/mld
11)	Aroclor 1221 (3)	0.000	0	N.D.	ng/mld
12)	Aroclor 1221 - AVE	0.000	0	N.D.	ng/mld
13)	Aroclor 1232 (1)	0.000	0	N.D.	ng/mld
14)	Aroclor 1232 (2)	0.000	0	N.D.	ng/mld
15)	Aroclor 1232 (3)	0.000	0	N.D.	ng/mld
16)	Aroclor 1232 (4)	0.000	0	N.D.	ng/mld
17)	Aroclor 1232 (5)	0.000	0	N.D.	ng/mld
18)	Aroclor 1232 (6)	0.000	0	N.D.	ng/mld
19)	Aroclor 1232 - AVE	0.000	0	N.D.	ng/mld
20)	Aroclor 1242 (1)	5.625	987676	409.353	ng/ml
21)	Aroclor 1242 (2)	6.037	2022510	407.520	ng/ml
22)	Aroclor 1242 (3)	6.121	1072299	409.685	ng/ml
23)	Aroclor 1242 (4)	6.280	804816	409.825	ng/ml
24)	Aroclor 1242 (5)	6.502	1105651	416.965	ng/ml
25)	Aroclor 1242 (6)	6.626	932280	433.467	ng/ml
26)	Aroclor 1242 - AVE	0.000	0	N.D.	ng/ml
27)	Aroclor 1248 (1)	0.000	0	N.D.	ng/mld
28)	Aroclor 1248 (2)	0.000	0	N.D.	ng/mld
29)	Aroclor 1248 (3)	0.000	0	N.D.	ng/mld
30)	Aroclor 1248 (4)	0.000	0	N.D.	ng/mld
31)	Aroclor 1248 (5)	0.000	0	N.D.	ng/mld
32)	Aroclor 1248 (6)	0.000	0	N.D.	ng/mld
33)	Aroclor 1248 - AVE	0.000	0	N.D.	ng/mld
34)	Aroclor 1254 (1)	0.000	0	N.D.	ng/mld
35)	Aroclor 1254 (2)	0.000	0	N.D.	ng/mld
36)	Aroclor 1254 (3)	0.000	0	N.D.	ng/mld
37)	Aroclor 1254 (4)	0.000	0	N.D.	ng/mld
38)	Aroclor 1254 (5)	0.000	0	N.D.	ng/mld
39)	Aroclor 1254 (6)	0.000	0	N.D.	ng/mld
40)	Aroclor 1254 - AVE	0.000	0	N.D.	ng/mld
41)	Aroclor 1260 (1)	0.000	0	N.D.	ng/mld
42)	Aroclor 1260 (2)	0.000	0	N.D.	ng/mld
43)	Aroclor 1260 (3)	0.000	0	N.D.	ng/mld
44)	Aroclor 1260 (4)	0.000	0	N.D.	ng/mld
45)	Aroclor 1260 (5)	0.000	0	N.D.	ng/mld
46)	Aroclor 1260 (6)	0.000	0	N.D.	ng/mld
47)	Aroclor 1260 - AVE	0.000	0	N.D.	ng/mld

Quantitation Report (QT Reviewed)

Data Path : K:\DATA\9A30022\
Data File : ECD2F018.D
Signal(s) : ECD1A.CH
Acq On : 30 Jan 2019 1:01 pm
Operator : MJB / KAK
Sample : 9A30022-CALA
Misc :
ALS Vial : 14 Sample Multiplier: 1

Integration File: PCB1.e
Quant Time: Jan 31 10:26:10 2019
Quant Method : K:\METHODS\FECD2_QUANTPCB_190130.M
Quant Title : PCB Data Analysis
QLast Update : Thu Jan 31 10:23:00 2019
Response via : Initial Calibration
Integrator: ChemStation 6890 Scale Mode: Small noise peaks clipped

	Compound	R.T.	Response	Conc	Units
48)	Aroclor 1262 (1)	0.000	0	N.D.	ng/mld
49)	Aroclor 1262 (2)	0.000	0	N.D.	ng/mld
50)	Aroclor 1262 (3)	0.000	0	N.D.	ng/mld
51)	Aroclor 1262 (4)	0.000	0	N.D.	ng/mld
52)	Aroclor 1262 (5)	0.000	0	N.D.	ng/mld
53)	Aroclor 1262 (6)	0.000	0	N.D.	ng/mld
54)	Aroclor 1262 - AVE	0.000	0	N.D.	ng/mld
55)	Aroclor 1268 (1)	0.000	0	N.D.	ng/mld
56)	Aroclor 1268 (2)	0.000	0	N.D.	ng/mld
57)	Aroclor 1268 (3)	0.000	0	N.D.	ng/mld
58)	Aroclor 1268 (4)	0.000	0	N.D.	ng/mld
59)	Aroclor 1268 (5)	0.000	0	N.D.	ng/mld
60)	Aroclor 1268 (6)	0.000	0	N.D.	ng/mld
61)	Aroclor 1268 - AVE	0.000	0	N.D.	ng/mld

(f)=RT Delta > 1/2 Window (m)=manual int.

Quantitation Report (QT Reviewed)

Data Path : K:\DATA\9A30022\
Data File : ECD2F018.D
Signal(s) : ECD1A.CH
Acq On : 30 Jan 2019 1:01 pm
Operator : MJB / KAK
Sample : 9A30022-CALA
Misc :
ALS Vial : 14 Sample Multiplier: 1

Integration File: PCB1.e
Quant Time: Jan 31 10:26:10 2019
Quant Method : K:\METHODS\FECD2_QUANTPCB_190130.M
Quant Title : PCB Data Analysis
QLast Update : Thu Jan 31 10:23:00 2019
Response via : Initial Calibration
Integrator: ChemStation 6890 Scale Mode: Small noise peaks clipped

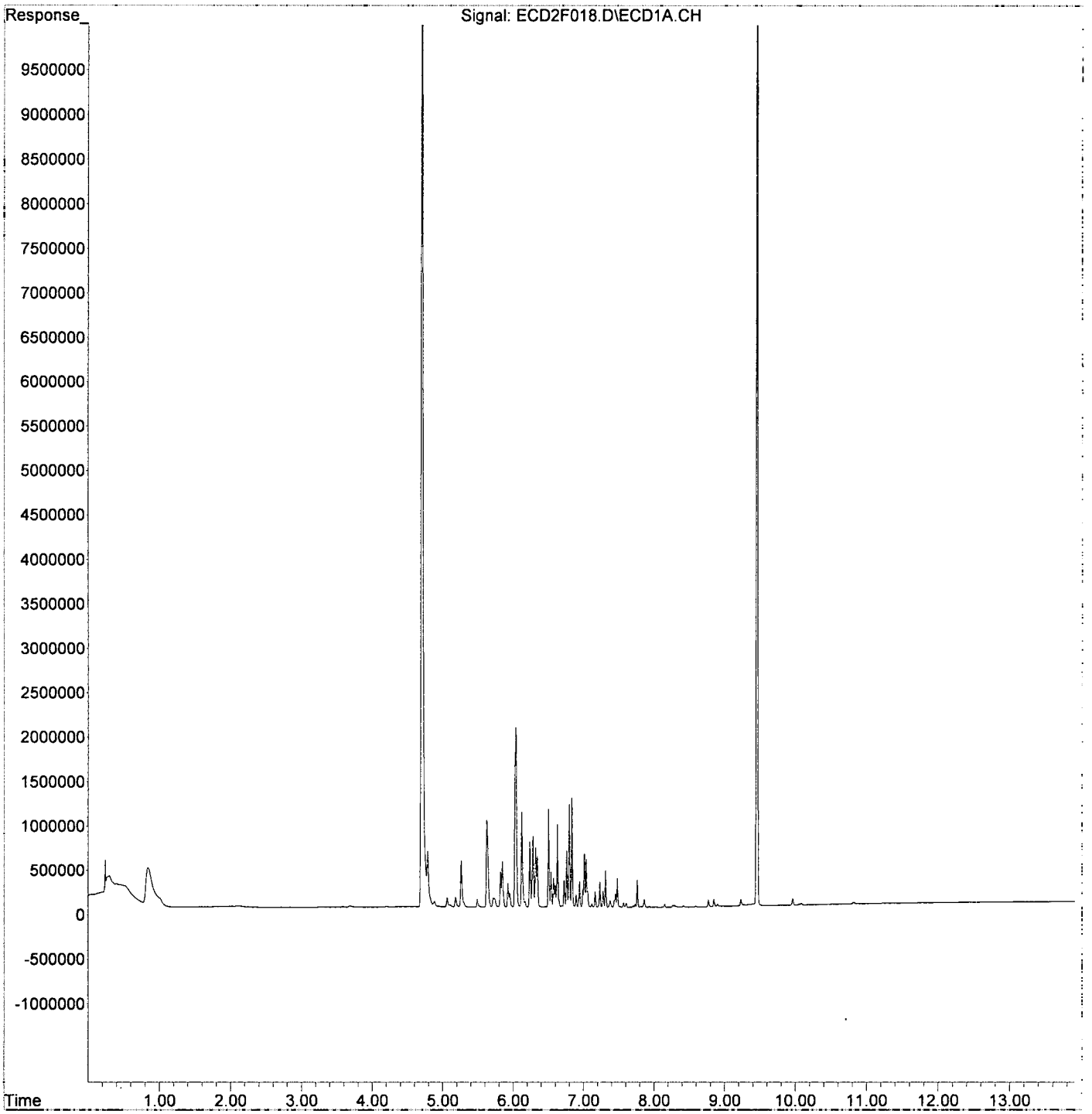

Quantitation Report (QT Reviewed)

Data Path : K:\DATA\9A30022\
Data File : ECD2F019.D
Signal(s) : ECD1A.CH
Acq On : 30 Jan 2019 1:19 pm
Operator : MJB / KAK
Sample : 9A30022-CALB
Misc :
ALS Vial : 15 Sample Multiplier: 1

Integration File: PCB1.e
Quant Time: Jan 31 10:28:11 2019
Quant Method : K:\METHODS\FECD2_QUANTPCB_190130.M
Quant Title : PCB Data Analysis
QLast Update : Thu Jan 31 10:26:17 2019
Response via : Initial Calibration
Integrator: ChemStation 6890 Scale Mode: Small noise peaks clipped

MJB 2/11/19

	Compound	R.T.	Response	Conc	Units
	System Monitoring Compounds				
1) S	TCMX (S)	0.000	0	N.D.	ng/mld
62) S	DCBP (S)	0.000	0	N.D.	ng/mld
	Target Compounds				
2)	Aroclor 1016 (1)	0.000	0	N.D.	ng/mld
3)	Aroclor 1016 (2)	0.000	0	N.D.	ng/mld
4)	Aroclor 1016 (3)	0.000	0	N.D.	ng/mld
5)	Aroclor 1016 (4)	0.000	0	N.D.	ng/mld
6)	Aroclor 1016 (5)	0.000	0	N.D.	ng/mld
7)	Aroclor 1016 (6)	0.000	0	N.D.	ng/mld
8)	Aroclor 1016 - AVE	0.000	0	N.D.	ng/mld
9)	Aroclor 1221 (1)	0.000	0	N.D.	ng/mld
10)	Aroclor 1221 (2)	0.000	0	N.D.	ng/mld
11)	Aroclor 1221 (3)	0.000	0	N.D.	ng/mld
12)	Aroclor 1221 - AVE	0.000	0	N.D.	ng/mld
13)	Aroclor 1232 (1)	0.000	0	N.D.	ng/mld
14)	Aroclor 1232 (2)	0.000	0	N.D.	ng/mld
15)	Aroclor 1232 (3)	0.000	0	N.D.	ng/mld
16)	Aroclor 1232 (4)	0.000	0	N.D.	ng/mld
17)	Aroclor 1232 (5)	0.000	0	N.D.	ng/mld
18)	Aroclor 1232 (6)	0.000	0	N.D.	ng/mld
19)	Aroclor 1232 - AVE	0.000	0	N.D.	ng/mld
20)	Aroclor 1242 (1)	0.000	0	N.D.	ng/mld
21)	Aroclor 1242 (2)	0.000	0	N.D.	ng/mld
22)	Aroclor 1242 (3)	0.000	0	N.D.	ng/mld
23)	Aroclor 1242 (4)	0.000	0	N.D.	ng/mld
24)	Aroclor 1242 (5)	0.000	0	N.D.	ng/mld
25)	Aroclor 1242 (6)	0.000	0	N.D.	ng/mld
26)	Aroclor 1242 - AVE	0.000	0	N.D.	ng/mld
27)	Aroclor 1248 (1)	6.036	1170759	399.526	ng/ml
28)	Aroclor 1248 (2)	6.280	1432383	427.907	ng/ml
29)	Aroclor 1248 (3)	6.501	1716021	426.531	ng/ml
30)	Aroclor 1248 (4)	6.795	1940511	424.512	ng/ml
31)	Aroclor 1248 (5)	6.832	2107467	428.895	ng/ml
32)	Aroclor 1248 (6)	7.310	1128247	441.723	ng/ml
33)	Aroclor 1248 - AVE	0.000	0	N.D.	ng/ml
34)	Aroclor 1254 (1)	0.000	0	N.D.	ng/mld
35)	Aroclor 1254 (2)	0.000	0	N.D.	ng/mld
36)	Aroclor 1254 (3)	0.000	0	N.D.	ng/mld
37)	Aroclor 1254 (4)	0.000	0	N.D.	ng/mld
38)	Aroclor 1254 (5)	0.000	0	N.D.	ng/mld
39)	Aroclor 1254 (6)	0.000	0	N.D.	ng/mld
40)	Aroclor 1254 - AVE	0.000	0	N.D.	ng/mld
41)	Aroclor 1260 (1)	0.000	0	N.D.	ng/mld
42)	Aroclor 1260 (2)	0.000	0	N.D.	ng/mld
43)	Aroclor 1260 (3)	0.000	0	N.D.	ng/mld
44)	Aroclor 1260 (4)	0.000	0	N.D.	ng/mld
45)	Aroclor 1260 (5)	0.000	0	N.D.	ng/mld
46)	Aroclor 1260 (6)	0.000	0	N.D.	ng/mld
47)	Aroclor 1260 - AVE	0.000	0	N.D.	ng/mld

Quantitation Report (QT Reviewed)

Data Path : K:\DATA\9A30022\
Data File : ECD2F019.D
Signal(s) : ECD1A.CH
Acq On : 30 Jan 2019 1:19 pm
Operator : MJB / KAK
Sample : 9A30022-CALB
Misc :
ALS Vial : 15 Sample Multiplier: 1

Integration File: PCB1.e
Quant Time: Jan 31 10:28:11 2019
Quant Method : K:\METHODS\FECD2_QUANTPCB_190130.M
Quant Title : PCB Data Analysis
QLast Update : Thu Jan 31 10:26:17 2019
Response via : Initial Calibration
Integrator: ChemStation 6890 Scale Mode: Small noise peaks clipped

	Compound	R.T.	Response	Conc	Units
48)	Aroclor 1262 (1)	0.000	0	N.D.	ng/mld
49)	Aroclor 1262 (2)	0.000	0	N.D.	ng/mld
50)	Aroclor 1262 (3)	0.000	0	N.D.	ng/mld
51)	Aroclor 1262 (4)	0.000	0	N.D.	ng/mld
52)	Aroclor 1262 (5)	0.000	0	N.D.	ng/mld
53)	Aroclor 1262 (6)	0.000	0	N.D.	ng/mld
54)	Aroclor 1262 - AVE	0.000	0	N.D.	ng/mld
55)	Aroclor 1268 (1)	0.000	0	N.D.	ng/mld
56)	Aroclor 1268 (2)	0.000	0	N.D.	ng/mld
57)	Aroclor 1268 (3)	0.000	0	N.D.	ng/mld
58)	Aroclor 1268 (4)	0.000	0	N.D.	ng/mld
59)	Aroclor 1268 (5)	0.000	0	N.D.	ng/mld
60)	Aroclor 1268 (6)	0.000	0	N.D.	ng/mld
61)	Aroclor 1268 - AVE	0.000	0	N.D.	ng/mld

(f)=RT Delta > 1/2 Window (m)=manual int.

Quantitation Report (QT Reviewed)

Data Path : K:\DATA\9A30022\
Data File : ECD2F019.D
Signal(s) : ECD1A.CH
Acq On : 30 Jan 2019 1:19 pm
Operator : MJB / KAK
Sample : 9A30022-CALB
Misc :
ALS Vial : 15 Sample Multiplier: 1

Integration File: PCB1.e
Quant Time: Jan 31 10:28:11 2019
Quant Method : K:\METHODS\FECD2_QUANTPCB_190130.M
Quant Title : PCB Data Analysis
QLast Update : Thu Jan 31 10:26:17 2019
Response via : Initial Calibration
Integrator: ChemStation 6890 Scale Mode: Small noise peaks clipped

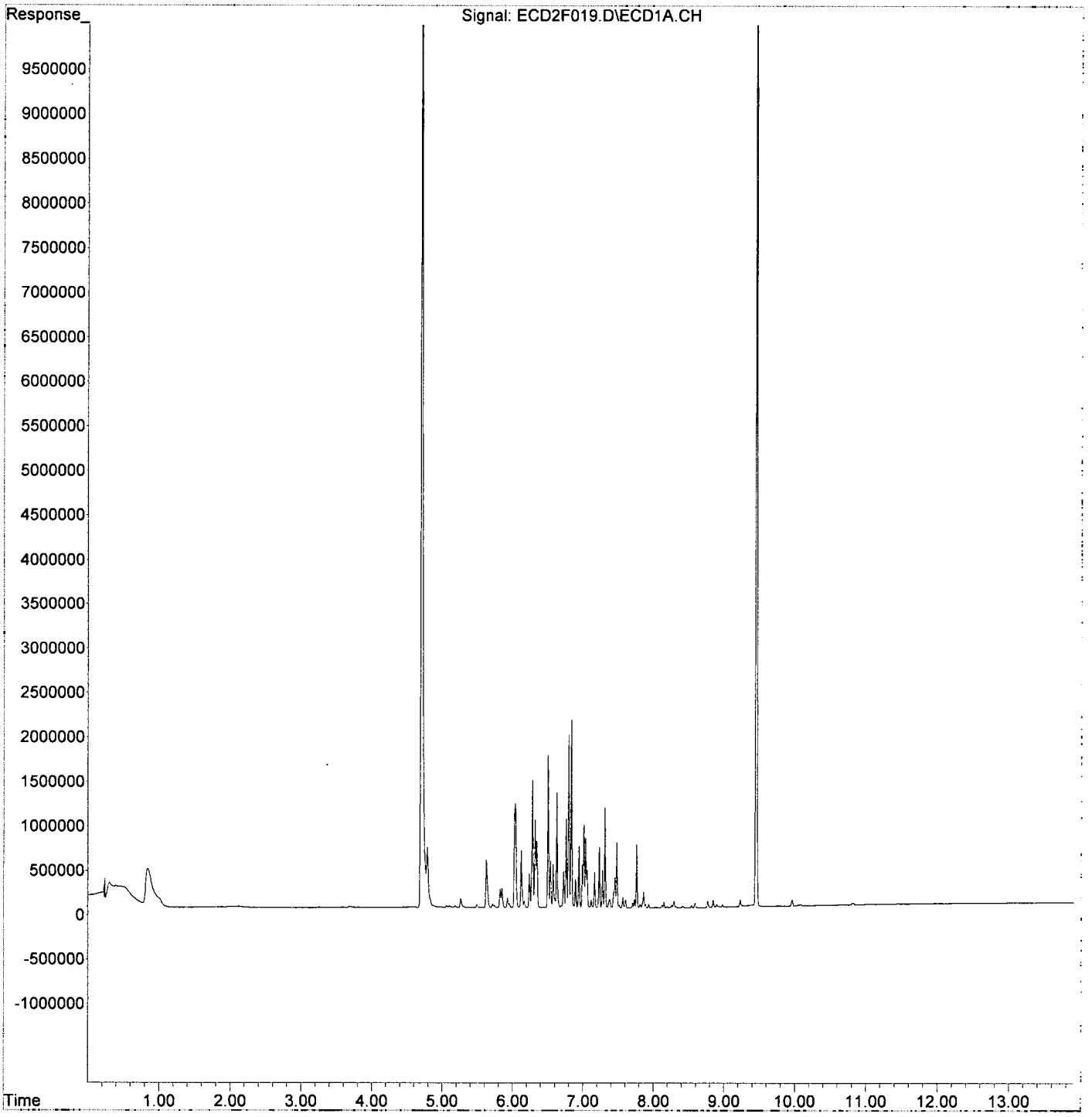

Quantitation Report (QT Reviewed)

Data Path : K:\DATA\9A30022\
Data File : ECD2F020.D
Signal(s) : ECD1A.CH
Acq On : 30 Jan 2019 1:37 pm
Operator : MJB / KAK
Sample : 9A30022-CALC
Misc :
ALS Vial : 16 Sample Multiplier: 1

Integration File: PCB1.e
Quant Time: Jan 31 10:30:31 2019
Quant Method : K:\METHODS\FECD2_QUANTPCB_190130.M
Quant Title : PCB Data Analysis
QLast Update : Thu Jan 31 10:28:39 2019
Response via : Initial Calibration
Integrator: ChemStation 6890 Scale Mode: Small noise peaks clipped

MJB 1/31/19

	Compound	R.T.	Response	Conc	Units
	System Monitoring Compounds				
1) S	TCMX (S)	0.000	0	N.D.	ng/mld
62) S	DCBP (S)	0.000	0	N.D.	ng/mld
	Target Compounds				
2)	Aroclor 1016 (1)	0.000	0	N.D.	ng/mld
3)	Aroclor 1016 (2)	0.000	0	N.D.	ng/mld
4)	Aroclor 1016 (3)	0.000	0	N.D.	ng/mld
5)	Aroclor 1016 (4)	0.000	0	N.D.	ng/mld
6)	Aroclor 1016 (5)	0.000	0	N.D.	ng/mld
7)	Aroclor 1016 (6)	0.000	0	N.D.	ng/mld
8)	Aroclor 1016 - AVE	0.000	0	N.D.	ng/mld
9)	Aroclor 1221 (1)	0.000	0	N.D.	ng/mld
10)	Aroclor 1221 (2)	0.000	0	N.D.	ng/mld
11)	Aroclor 1221 (3)	0.000	0	N.D.	ng/mld
12)	Aroclor 1221 - AVE	0.000	0	N.D.	ng/mld
13)	Aroclor 1232 (1)	0.000	0	N.D.	ng/mld
14)	Aroclor 1232 (2)	0.000	0	N.D.	ng/mld
15)	Aroclor 1232 (3)	0.000	0	N.D.	ng/mld
16)	Aroclor 1232 (4)	0.000	0	N.D.	ng/mld
17)	Aroclor 1232 (5)	0.000	0	N.D.	ng/mld
18)	Aroclor 1232 (6)	0.000	0	N.D.	ng/mld
19)	Aroclor 1232 - AVE	0.000	0	N.D.	ng/mld
20)	Aroclor 1242 (1)	0.000	0	N.D.	ng/mld
21)	Aroclor 1242 (2)	0.000	0	N.D.	ng/mld
22)	Aroclor 1242 (3)	0.000	0	N.D.	ng/mld
23)	Aroclor 1242 (4)	0.000	0	N.D.	ng/mld
24)	Aroclor 1242 (5)	0.000	0	N.D.	ng/mld
25)	Aroclor 1242 (6)	0.000	0	N.D.	ng/mld
26)	Aroclor 1242 - AVE	0.000	0	N.D.	ng/mld
27)	Aroclor 1248 (1)	0.000	0	N.D.	ng/mld
28)	Aroclor 1248 (2)	0.000	0	N.D.	ng/mld
29)	Aroclor 1248 (3)	0.000	0	N.D.	ng/mld
30)	Aroclor 1248 (4)	0.000	0	N.D.	ng/mld
31)	Aroclor 1248 (5)	0.000	0	N.D.	ng/mld
32)	Aroclor 1248 (6)	0.000	0	N.D.	ng/mld
33)	Aroclor 1248 - AVE	0.000	0	N.D.	ng/mld
34)	Aroclor 1254 (1)	6.831	2141739	426.557	ng/ml
35)	Aroclor 1254 (2)	6.943	2698448	466.581	ng/ml
36)	Aroclor 1254 (3)	7.313	3961152	471.451	ng/ml
37)	Aroclor 1254 (4)	7.479	2639339	454.500	ng/ml
38)	Aroclor 1254 (5)	7.860	2668520	462.794	ng/ml
39)	Aroclor 1254 (6)	8.151	900972	462.327	ng/ml
40)	Aroclor 1254 - AVE	0.000	0	N.D.	ng/ml
41)	Aroclor 1260 (1)	0.000	0	N.D.	ng/mld
42)	Aroclor 1260 (2)	0.000	0	N.D.	ng/mld
43)	Aroclor 1260 (3)	0.000	0	N.D.	ng/mld
44)	Aroclor 1260 (4)	0.000	0	N.D.	ng/mld
45)	Aroclor 1260 (5)	0.000	0	N.D.	ng/mld
46)	Aroclor 1260 (6)	0.000	0	N.D.	ng/mld
47)	Aroclor 1260 - AVE	0.000	0	N.D.	ng/mld

Quantitation Report (QT Reviewed)

Data Path : K:\DATA\9A30022\
Data File : ECD2F020.D
Signal(s) : ECD1A.CH
Acq On : 30 Jan 2019 1:37 pm
Operator : MJB / KAK
Sample : 9A30022-CALC
Misc :
ALS Vial : 16 Sample Multiplier: 1

Integration File: PCB1.e
Quant Time: Jan 31 10:30:31 2019
Quant Method : K:\METHODS\FECD2_QUANTPCB_190130.M
Quant Title : PCB Data Analysis
QLast Update : Thu Jan 31 10:28:39 2019
Response via : Initial Calibration
Integrator: ChemStation 6890 Scale Mode: Small noise peaks clipped

	Compound	R.T.	Response	Conc	Units
48)	Aroclor 1262 (1)	0.000	0	N.D.	ng/mld
49)	Aroclor 1262 (2)	0.000	0	N.D.	ng/mld
50)	Aroclor 1262 (3)	0.000	0	N.D.	ng/mld
51)	Aroclor 1262 (4)	0.000	0	N.D.	ng/mld
52)	Aroclor 1262 (5)	0.000	0	N.D.	ng/mld
53)	Aroclor 1262 (6)	0.000	0	N.D.	ng/mld
54)	Aroclor 1262 - AVE	0.000	0	N.D.	ng/mld
55)	Aroclor 1268 (1)	0.000	0	N.D.	ng/mld
56)	Aroclor 1268 (2)	0.000	0	N.D.	ng/mld
57)	Aroclor 1268 (3)	0.000	0	N.D.	ng/mld
58)	Aroclor 1268 (4)	0.000	0	N.D.	ng/mld
59)	Aroclor 1268 (5)	0.000	0	N.D.	ng/mld
60)	Aroclor 1268 (6)	0.000	0	N.D.	ng/mld
61)	Aroclor 1268 - AVE	0.000	0	N.D.	ng/mld

(f)=RT Delta > 1/2 Window (m)=manual int.

Quantitation Report (QT Reviewed)

Data Path : K:\DATA\9A30022\
Data File : ECD2F020.D
Signal(s) : ECD1A.CH
Acq On : 30 Jan 2019 1:37 pm
Operator : MJB / KAK
Sample : 9A30022-CALC
Misc :
ALS Vial : 16 Sample Multiplier: 1

Integration File: PCB1.e
Quant Time: Jan 31 10:30:31 2019
Quant Method : K:\METHODS\FECD2_QUANTPCB_190130.M
Quant Title : PCB Data Analysis
QLast Update : Thu Jan 31 10:28:39 2019
Response via : Initial Calibration
Integrator: ChemStation 6890 Scale Mode: Small noise peaks clipped

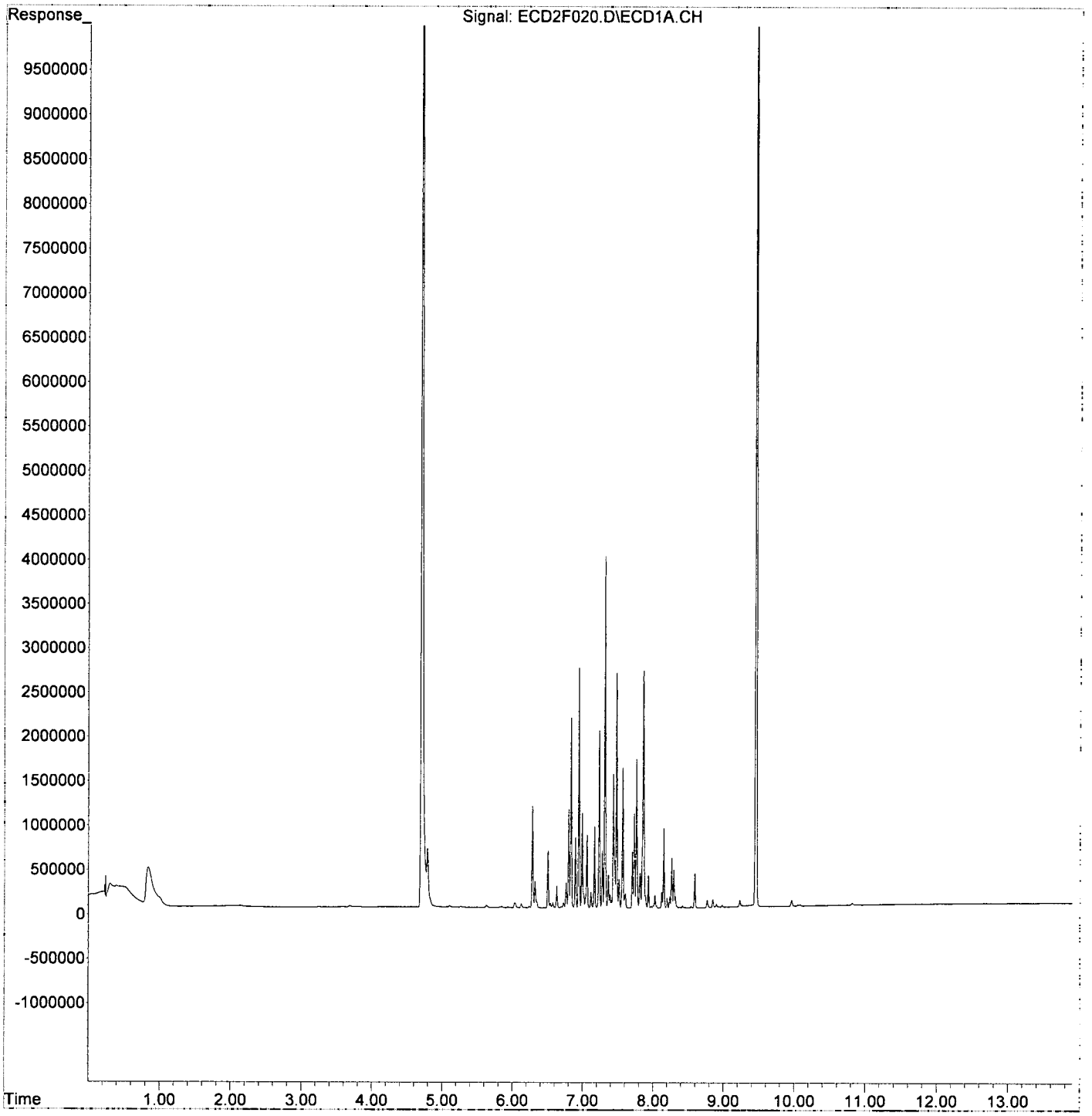

Quantitation Report (QT Reviewed)

Data Path : K:\DATA\9A30022\
Data File : ECD2F021.D
Signal(s) : ECD1A.CH
Acq On : 30 Jan 2019 1:55 pm
Operator : MJB / KAK
Sample : 9A30022-CALD
Misc :
ALS Vial : 17 Sample Multiplier: 1

Integration File: PCB1.e
Quant Time: Jan 31 10:32:27 2019
Quant Method : K:\METHODS\FECD2_QUANTPCB_190130.M
Quant Title : PCB Data Analysis
QLast Update : Thu Jan 31 10:30:40 2019
Response via : Initial Calibration
Integrator: ChemStation 6890 Scale Mode: Small noise peaks clipped

MB 1/31/19

	Compound	R.T.	Response	Conc	Units
	System Monitoring Compounds				
1) S	TCMX (S)	0.000	0	N.D.	ng/mld
62) S	DCBP (S)	0.000	0	N.D.	ng/mld
	Target Compounds				
2)	Aroclor 1016 (1)	0.000	0	N.D.	ng/mld
3)	Aroclor 1016 (2)	0.000	0	N.D.	ng/mld
4)	Aroclor 1016 (3)	0.000	0	N.D.	ng/mld
5)	Aroclor 1016 (4)	0.000	0	N.D.	ng/mld
6)	Aroclor 1016 (5)	0.000	0	N.D.	ng/mld
7)	Aroclor 1016 (6)	0.000	0	N.D.	ng/mld
8)	Aroclor 1016 - AVE	0.000	0	N.D.	ng/mld
9)	Aroclor 1221 (1)	0.000	0	N.D.	ng/mld
10)	Aroclor 1221 (2)	0.000	0	N.D.	ng/mld
11)	Aroclor 1221 (3)	0.000	0	N.D.	ng/mld
12)	Aroclor 1221 - AVE	0.000	0	N.D.	ng/mld
13)	Aroclor 1232 (1)	0.000	0	N.D.	ng/mld
14)	Aroclor 1232 (2)	0.000	0	N.D.	ng/mld
15)	Aroclor 1232 (3)	0.000	0	N.D.	ng/mld
16)	Aroclor 1232 (4)	0.000	0	N.D.	ng/mld
17)	Aroclor 1232 (5)	0.000	0	N.D.	ng/mld
18)	Aroclor 1232 (6)	0.000	0	N.D.	ng/mld
19)	Aroclor 1232 - AVE	0.000	0	N.D.	ng/mld
20)	Aroclor 1242 (1)	0.000	0	N.D.	ng/mld
21)	Aroclor 1242 (2)	0.000	0	N.D.	ng/mld
22)	Aroclor 1242 (3)	0.000	0	N.D.	ng/mld
23)	Aroclor 1242 (4)	0.000	0	N.D.	ng/mld
24)	Aroclor 1242 (5)	0.000	0	N.D.	ng/mld
25)	Aroclor 1242 (6)	0.000	0	N.D.	ng/mld
26)	Aroclor 1242 - AVE	0.000	0	N.D.	ng/mld
27)	Aroclor 1248 (1)	0.000	0	N.D.	ng/mld
28)	Aroclor 1248 (2)	0.000	0	N.D.	ng/mld
29)	Aroclor 1248 (3)	0.000	0	N.D.	ng/mld
30)	Aroclor 1248 (4)	0.000	0	N.D.	ng/mld
31)	Aroclor 1248 (5)	0.000	0	N.D.	ng/mld
32)	Aroclor 1248 (6)	0.000	0	N.D.	ng/mld
33)	Aroclor 1248 - AVE	0.000	0	N.D.	ng/mld
34)	Aroclor 1254 (1)	0.000	0	N.D.	ng/mld
35)	Aroclor 1254 (2)	0.000	0	N.D.	ng/mld
36)	Aroclor 1254 (3)	0.000	0	N.D.	ng/mld
37)	Aroclor 1254 (4)	0.000	0	N.D.	ng/mld
38)	Aroclor 1254 (5)	0.000	0	N.D.	ng/mld
39)	Aroclor 1254 (6)	0.000	0	N.D.	ng/mld
40)	Aroclor 1254 - AVE	0.000	0	N.D.	ng/mld
41)	Aroclor 1260 (1)	0.000	0	N.D.	ng/mld
42)	Aroclor 1260 (2)	0.000	0	N.D.	ng/mld
43)	Aroclor 1260 (3)	0.000	0	N.D.	ng/mld
44)	Aroclor 1260 (4)	0.000	0	N.D.	ng/mld
45)	Aroclor 1260 (5)	0.000	0	N.D.	ng/mld
46)	Aroclor 1260 (6)	0.000	0	N.D.	ng/mld
47)	Aroclor 1260 - AVE	0.000	0	N.D.	ng/mld

Quantitation Report (QT Reviewed)

Data Path : K:\DATA\9A30022\
Data File : ECD2F021.D
Signal(s) : ECD1A.CH
Acq On : 30 Jan 2019 1:55 pm
Operator : MJB / KAK
Sample : 9A30022-CALD
Misc :
ALS Vial : 17 Sample Multiplier: 1

Integration File: PCB1.e
Quant Time: Jan 31 10:32:27 2019
Quant Method : K:\METHODS\FECD2_QUANTPCB_190130.M
Quant Title : PCB Data Analysis
QLast Update : Thu Jan 31 10:30:40 2019
Response via : Initial Calibration
Integrator: ChemStation 6890 Scale Mode: Small noise peaks clipped

	Compound	R.T.	Response	Conc	Units
48)	Aroclor 1262 (1)	7.568	2758487	461.057	ng/ml
49)	Aroclor 1262 (2)	7.891	3760318	467.077	ng/ml
50)	Aroclor 1262 (3)	8.123	3225652	476.116	ng/ml
51)	Aroclor 1262 (4)	8.295	7099472	491.941	ng/ml
52)	Aroclor 1262 (5)	8.592	4283218	478.531	ng/ml
53)	Aroclor 1262 (6)	8.982	2380346	509.146	ng/ml
54)	Aroclor 1262 - AVE	0.000	0	N.D.	ng/ml
55)	Aroclor 1268 (1)	0.000	0	N.D.	ng/mld
56)	Aroclor 1268 (2)	0.000	0	N.D.	ng/mld
57)	Aroclor 1268 (3)	0.000	0	N.D.	ng/mld
58)	Aroclor 1268 (4)	0.000	0	N.D.	ng/mld
59)	Aroclor 1268 (5)	0.000	0	N.D.	ng/mld
60)	Aroclor 1268 (6)	0.000	0	N.D.	ng/mld
61)	Aroclor 1268 - AVE	0.000	0	N.D.	ng/mld

(f)=RT Delta > 1/2 Window (m)=manual int.

Quantitation Report (QT Reviewed)

Data Path : K:\DATA\9A30022\
Data File : ECD2F021.D
Signal(s) : ECD1A.CH
Acq On : 30 Jan 2019 1:55 pm
Operator : MJB / KAK
Sample : 9A30022-CALD
Misc :
ALS Vial : 17 Sample Multiplier: 1

Integration File: PCB1.e
Quant Time: Jan 31 10:32:27 2019
Quant Method : K:\METHODS\FECD2_QUANTPCB_190130.M
Quant Title : PCB Data Analysis
QLast Update : Thu Jan 31 10:30:40 2019
Response via : Initial Calibration
Integrator: ChemStation 6890 Scale Mode: Small noise peaks clipped

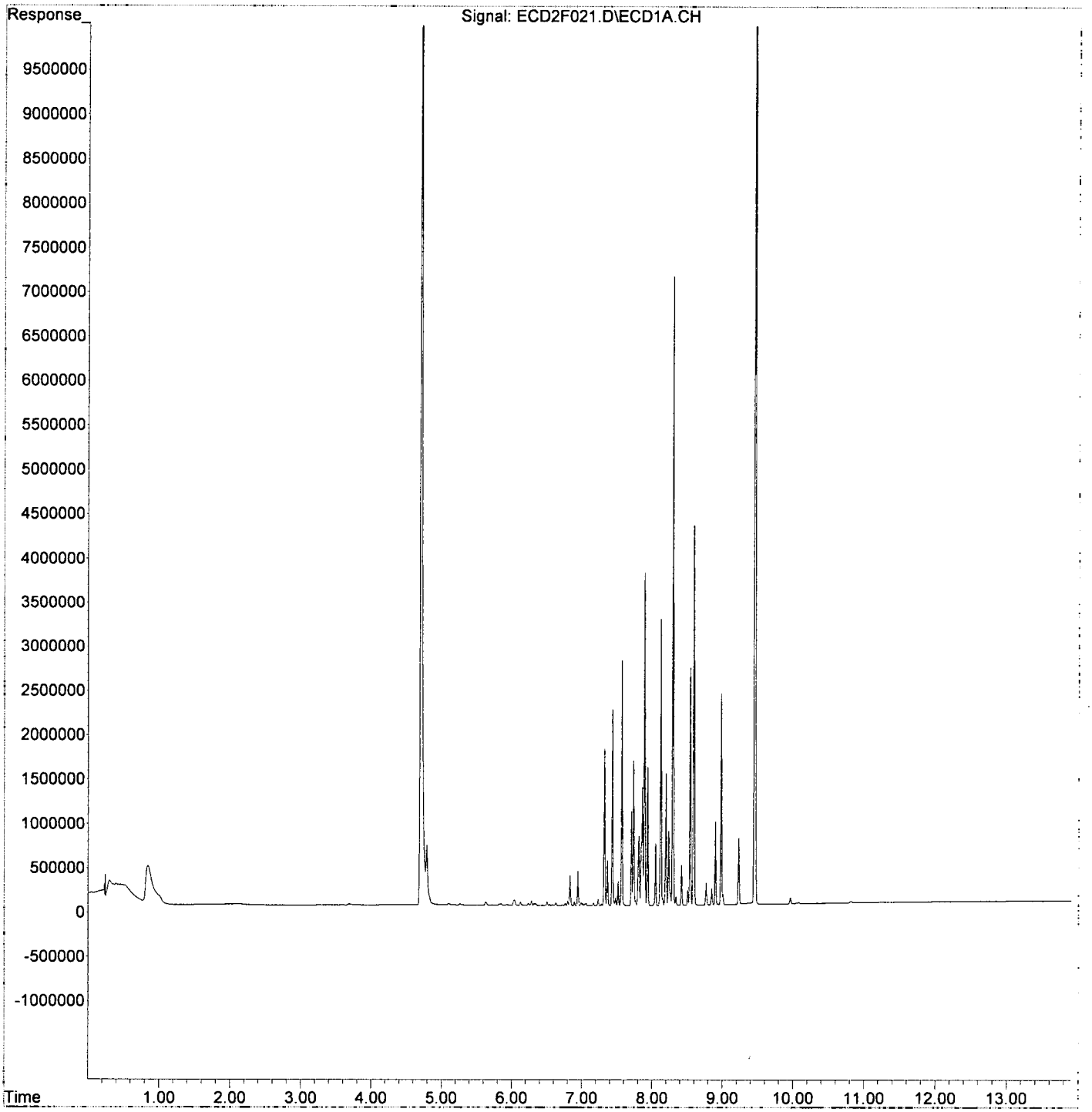

Quantitation Report (QT Reviewed)

Data Path : K:\DATA\9A30022\
Data File : ECD2F022.D
Signal(s) : ECD1A.CH
Acq On : 30 Jan 2019 2:13 pm
Operator : MJB / KAK
Sample : 9A30022-CALE
Misc :
ALS Vial : 18 Sample Multiplier: 1

Integration File: PCB1.e
Quant Time: Jan 31 10:34:17 2019
Quant Method : K:\METHODS\FECD2_QUANTPCB_190130.M
Quant Title : PCB Data Analysis
QLast Update : Thu Jan 31 10:32:35 2019
Response via : Initial Calibration
Integrator: ChemStation 6890 Scale Mode: Small noise peaks clipped

MJB 1/31/19

	Compound	R.T.	Response	Conc	Units
	System Monitoring Compounds				
1) S	TCMX (S)	0.000	0	N.D.	ng/mld
62) S	DCBP (S)	0.000	0	N.D.	ng/mld
	Target Compounds				
2)	Aroclor 1016 (1)	0.000	0	N.D.	ng/mld
3)	Aroclor 1016 (2)	0.000	0	N.D.	ng/mld
4)	Aroclor 1016 (3)	0.000	0	N.D.	ng/mld
5)	Aroclor 1016 (4)	0.000	0	N.D.	ng/mld
6)	Aroclor 1016 (5)	0.000	0	N.D.	ng/mld
7)	Aroclor 1016 (6)	0.000	0	N.D.	ng/mld
8)	Aroclor 1016 - AVE	0.000	0	N.D.	ng/mld
9)	Aroclor 1221 (1)	0.000	0	N.D.	ng/mld
10)	Aroclor 1221 (2)	0.000	0	N.D.	ng/mld
11)	Aroclor 1221 (3)	0.000	0	N.D.	ng/mld
12)	Aroclor 1221 - AVE	0.000	0	N.D.	ng/mld
13)	Aroclor 1232 (1)	0.000	0	N.D.	ng/mld
14)	Aroclor 1232 (2)	0.000	0	N.D.	ng/mld
15)	Aroclor 1232 (3)	0.000	0	N.D.	ng/mld
16)	Aroclor 1232 (4)	0.000	0	N.D.	ng/mld
17)	Aroclor 1232 (5)	0.000	0	N.D.	ng/mld
18)	Aroclor 1232 (6)	0.000	0	N.D.	ng/mld
19)	Aroclor 1232 - AVE	0.000	0	N.D.	ng/mld
20)	Aroclor 1242 (1)	0.000	0	N.D.	ng/mld
21)	Aroclor 1242 (2)	0.000	0	N.D.	ng/mld
22)	Aroclor 1242 (3)	0.000	0	N.D.	ng/mld
23)	Aroclor 1242 (4)	0.000	0	N.D.	ng/mld
24)	Aroclor 1242 (5)	0.000	0	N.D.	ng/mld
25)	Aroclor 1242 (6)	0.000	0	N.D.	ng/mld
26)	Aroclor 1242 - AVE	0.000	0	N.D.	ng/mld
27)	Aroclor 1248 (1)	0.000	0	N.D.	ng/mld
28)	Aroclor 1248 (2)	0.000	0	N.D.	ng/mld
29)	Aroclor 1248 (3)	0.000	0	N.D.	ng/mld
30)	Aroclor 1248 (4)	0.000	0	N.D.	ng/mld
31)	Aroclor 1248 (5)	0.000	0	N.D.	ng/mld
32)	Aroclor 1248 (6)	0.000	0	N.D.	ng/mld
33)	Aroclor 1248 - AVE	0.000	0	N.D.	ng/mld
34)	Aroclor 1254 (1)	0.000	0	N.D.	ng/mld
35)	Aroclor 1254 (2)	0.000	0	N.D.	ng/mld
36)	Aroclor 1254 (3)	0.000	0	N.D.	ng/mld
37)	Aroclor 1254 (4)	0.000	0	N.D.	ng/mld
38)	Aroclor 1254 (5)	0.000	0	N.D.	ng/mld
39)	Aroclor 1254 (6)	0.000	0	N.D.	ng/mld
40)	Aroclor 1254 - AVE	0.000	0	N.D.	ng/mld
41)	Aroclor 1260 (1)	0.000	0	N.D.	ng/mld
42)	Aroclor 1260 (2)	0.000	0	N.D.	ng/mld
43)	Aroclor 1260 (3)	0.000	0	N.D.	ng/mld
44)	Aroclor 1260 (4)	0.000	0	N.D.	ng/mld
45)	Aroclor 1260 (5)	0.000	0	N.D.	ng/mld
46)	Aroclor 1260 (6)	0.000	0	N.D.	ng/mld
47)	Aroclor 1260 - AVE	0.000	0	N.D.	ng/mld

Quantitation Report (QT Reviewed)

Data Path : K:\DATA\9A30022\
Data File : ECD2F022.D
Signal(s) : ECD1A.CH
Acq On : 30 Jan 2019 2:13 pm
Operator : MJB / KAK
Sample : 9A30022-CALE
Misc :
ALS Vial : 18 Sample Multiplier: 1

Integration File: PCB1.e
Quant Time: Jan 31 10:34:17 2019
Quant Method : K:\METHODS\FECD2_QUANTPCB_190130.M
Quant Title : PCB Data Analysis
QLast Update : Thu Jan 31 10:32:35 2019
Response via : Initial Calibration
Integrator: ChemStation 6890 Scale Mode: Small noise peaks clipped

	Compound	R.T.	Response	Conc	Units
48)	Aroclor 1262 (1)	0.000	0	N.D.	ng/mld
49)	Aroclor 1262 (2)	0.000	0	N.D.	ng/mld
50)	Aroclor 1262 (3)	0.000	0	N.D.	ng/mld
51)	Aroclor 1262 (4)	0.000	0	N.D.	ng/mld
52)	Aroclor 1262 (5)	0.000	0	N.D.	ng/mld
53)	Aroclor 1262 (6)	0.000	0	N.D.	ng/mld
54)	Aroclor 1262 - AVE	0.000	0	N.D.	ng/mld
55)	Aroclor 1268 (1)	8.114	1667019	460.345	ng/ml
56)	Aroclor 1268 (2)	8.541	7916179	510.934	ng/ml
57)	Aroclor 1268 (3)	8.589	6735150	514.533	ng/ml
58)	Aroclor 1268 (4)	8.770	5939659	482.992	ng/ml
59)	Aroclor 1268 (5)	8.981	2489468	480.313	ng/ml
60)	Aroclor 1268 (6)	9.232	17229580	546.243	ng/ml
61)	Aroclor 1268 - AVE	0.000	0	N.D.	ng/ml

(f)=RT Delta > 1/2 Window (m)=manual int.

Quantitation Report (QT Reviewed)

Data Path : K:\DATA\9A30022\
Data File : ECD2F022.D
Signal(s) : ECD1A.CH
Acq On : 30 Jan 2019 2:13 pm
Operator : MJB / KAK
Sample : 9A30022-CALE
Misc :
ALS Vial : 18 Sample Multiplier: 1

Integration File: PCB1.e
Quant Time: Jan 31 10:34:17 2019
Quant Method : K:\METHODS\FECD2_QUANTPCB_190130.M
Quant Title : PCB Data Analysis
QLast Update : Thu Jan 31 10:32:35 2019
Response via : Initial Calibration
Integrator: ChemStation 6890 Scale Mode: Small noise peaks clipped

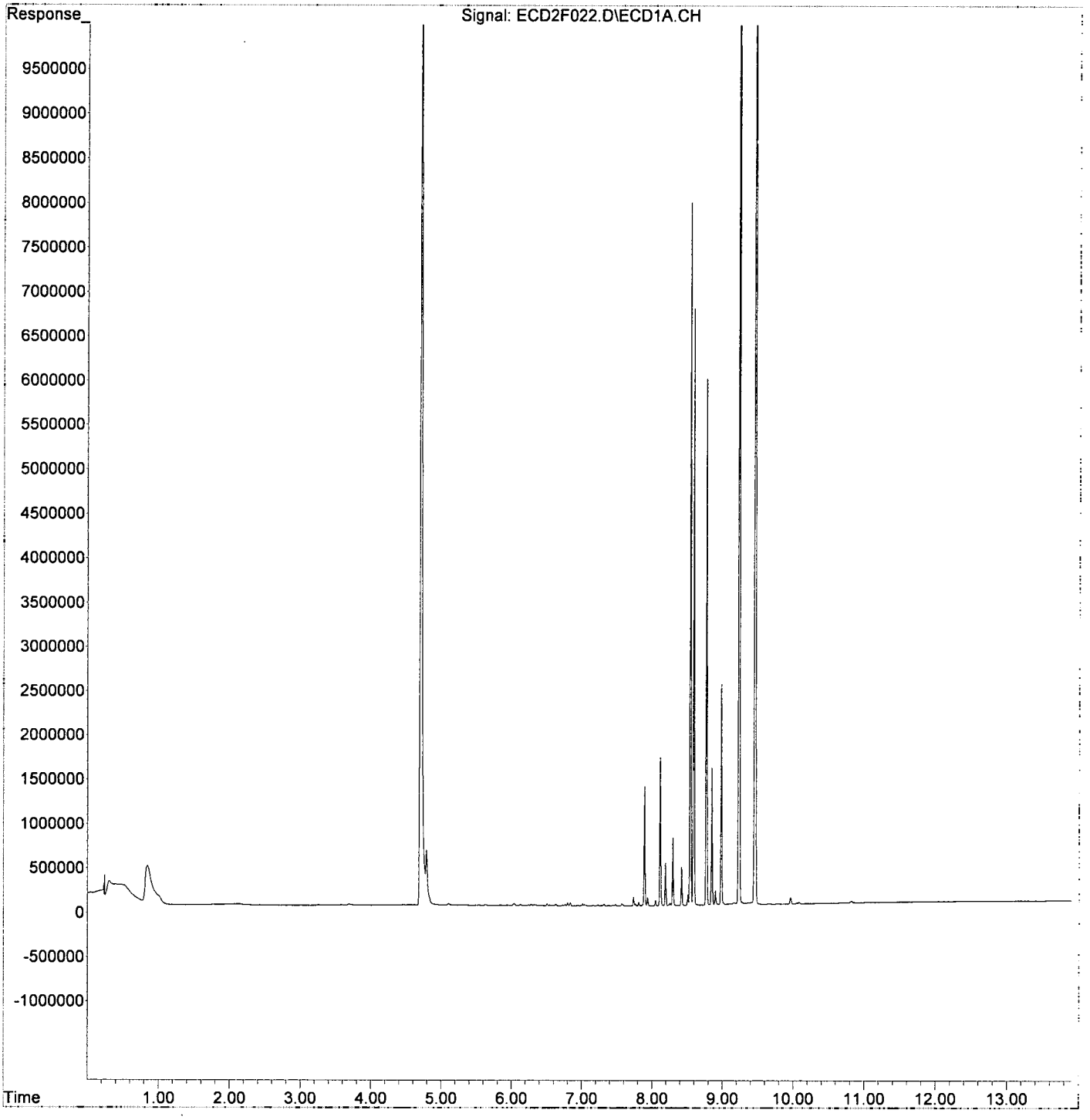

APEX LABORATORIES, LLC
12232 SW Garden Place Tigard OR 97223
phone 503-718-2323
fax 503-718-0333

Polychlorinated Biphenyls by EPA 8082A
Calibration Data

Sequence 9E24041 (Cal ID A9E2804) DUALECD6F

ELEMENT SEQUENCE LOG

Apex Laboratories

Sequence:	**9E24041**	Instrument:	**DUALECD6F**
Date:	**05/24/19 15:32**	Calibration:	**A9E2804**

#	Lab Number	Matrix	Analysis	Client	Due	Batch	ISTD ID	STD ID
1	9E24041-ICB1	Water	QC	QC				A19E080
2	9E24041-CAL1	Water	QC	QC				A19A143
3	9E24041-CAL2	Water	QC	QC				A19A144
4	9E24041-CAL3	Water	QC	QC				A19A145
5	9E24041-CAL4	Water	QC	QC				A19A146
6	9E24041-CAL5	Water	QC	QC				A19A140
7	9E24041-CAL6	Water	QC	QC				A19A141
8	9E24041-CAL7	Water	QC	QC				A19A142
9	9E24041-ICV1	Water	QC	QC				A19B136
10	9E24041-CAL8	Water	QC	QC				A19C090
11	9E24041-CAL9	Water	QC	QC				A19C091
12	9E24041-CALA	Water	QC	QC				A19C092
13	9E24041-CALB	Water	QC	QC				A19C093
14	9E24041-CALC	Water	QC	QC				A19C094
15	9E24041-CALD	Water	QC	QC				A19C095
16	9E24041-CALE	Water	QC	QC				A19C096
17	9E24041-ICV2	Water	QC	QC				A19B137
18	9E24041-ICV3	Water	QC	QC				A19D327
19	9E24041-ICV4	Water	QC	QC				A19B138
20	9E24041-ICV5	Water	QC	QC				A19B057

Comments:

Data Entered By: 5/28/19

Data Reviewed By: MK 5/29/19

Calibration Status Report HP G1530A

Method Path : S:\METHODS\
Method File : FECD6_QUANTPCB_190524.M
Title : PCB Data Analysis
Last Update : Tue May 28 13:15:51 2019
Response Via : Initial Calibration

A9E280A 5/28/19

#	ID	Conc	ISTD Conc	Path\File
1	1	10	0	S:\DATA\9E24041\ECD6F002.D
2	2	25	0	S:\DATA\9E24041\ECD6F003.D
3	3	50	0	S:\DATA\9E24041\ECD6F004.D
4	4	100	0	S:\DATA\9E24041\ECD6F005.D
5	5	250	0	S:\DATA\9E24041\ECD6F017.D
6	6	500	0	S:\DATA\9E24041\ECD6F007.D
7	7	800	0	S:\DATA\9E24041\ECD6F008.D

#	ID	Update Time	Quant Time	Acquisition Time
1	1	May 28 13:13 2019	May 28 12:51 2019	24 May 2019 4:03 pm
2	2	May 28 13:13 2019	May 28 12:52 2019	24 May 2019 4:20 pm
3	3	May 28 13:13 2019	May 28 12:53 2019	24 May 2019 4:38 pm
4	4	May 28 13:13 2019	May 28 12:54 2019	24 May 2019 4:57 pm
5	5	May 28 13:15 2019	May 28 13:11 2019	24 May 2019 8:32 pm
6	6	May 28 13:14 2019	May 28 12:55 2019	24 May 2019 5:32 pm
7	7	May 28 13:14 2019	May 28 12:56 2019	24 May 2019 5:50 pm

FECD6_QUANTPCB_190524.M Tue May 28 14:32:03 2019

Response Factor Report HP G1530A

Method Path : S:\METHODS\
Method File : FECD6_QUANTPCB_190524.M
Title : PCB Data Analysis
Last Update : Tue May 28 13:15:51 2019
Response Via : Initial Calibration

Calibration Files
1 =ECD6F002.D 2 =ECD6F003.D 3 =ECD6F004.D
4 =ECD6F005.D 5 =ECD6F017.D 6 =ECD6F007.D

5/28/19

		Compound	1	2	3	4	5	6	Avg		%RSD	
1)	S	TCMX (S)	1.200	1.273	1.258	1.371	1.531	1.511	1.389	E5	10.89	
2)		Aroclor 1016 ...	5.931	5.617	5.383	5.485	5.612	5.094	5.504	E3	4.68	✓
3)		Aroclor 1016 ...	1.063	1.084	1.047	1.037	1.109	1.101	1.074	E4	2.47	✓
4)		Aroclor 1016 ...	6.166	5.845	5.634	5.368	5.630	5.263	5.587	E3	6.13	✓
5)		Aroclor 1016 ...	5.673	5.053	4.819	4.466	4.491	4.156	4.698	E3	11.35	✓
6)		Aroclor 1016 ...	6.451	6.104	5.626	5.412	5.497	5.136	5.622	E3	8.77	✓
7)		Aroclor 1016 (6)	4.393	4.105	3.900	3.702	3.847	3.478	3.858	E3	8.15	✓
8)		Aroclor 1016 ...							0.000		-1.00	
9)		Aroclor 1221 (1)					1.781		1.781	E3	0.00	
10)		Aroclor 1221 (2)					1.139		1.139	E3	0.00	
11)		Aroclor 1221 (3)					3.815		3.815	E3	0.00	
12)		Aroclor 1221 ...							0.000		-1.00	
13)		Aroclor 1232 (1)					2.892		2.892	E3	0.00	
14)		Aroclor 1232 (2)					4.027		4.027	E3	0.00	
15)		Aroclor 1232 (3)					2.018		2.018	E3	0.00	
16)		Aroclor 1232 (4)					1.502		1.502	E3	0.00	
17)		Aroclor 1232 (5)					1.875		1.875	E3	0.00	
18)		Aroclor 1232 (6)					1.535		1.535	E3	0.00	
19)		Aroclor 1232 ...							0.000		-1.00	
20)		Aroclor 1242 ...					4.298		4.298	E3	0.00	
21)		Aroclor 1242 ...					8.558		8.558	E3	0.00	
22)		Aroclor 1242 ...					4.146		4.146	E3	0.00	
23)		Aroclor 1242 ...					3.314		3.314	E3	0.00	
24)		Aroclor 1242 ...					4.253		4.253	E3	0.00	
25)		Aroclor 1242 (6)					3.540		3.540	E3	0.00	
26)		Aroclor 1242 ...							0.000		-1.00	
27)		Aroclor 1248 ...					4.817		4.817	E3	0.00	
28)		Aroclor 1248 ...					5.743		5.743	E3	0.00	
29)		Aroclor 1248 ...					6.760		6.760	E3	0.00	
30)		Aroclor 1248 ...					7.154		7.154	E3	0.00	
31)		Aroclor 1248 ...					6.911		6.911	E3	0.00	
32)		Aroclor 1248 (6)					4.112		4.112	E3	0.00	
33)		Aroclor 1248 ...							0.000		-1.00	
34)		Aroclor 1254 ...					8.279		8.279	E3	0.00	
35)		Aroclor 1254 ...					1.008		1.008	E4	0.00	
36)		Aroclor 1254 ...					1.515		1.515	E4	0.00	
37)		Aroclor 1254 ...					9.353		9.353	E3	0.00	
38)		Aroclor 1254 ...					1.028		1.028	E4	0.00	
39)		Aroclor 1254 (6)					3.170		3.170	E3	0.00	
40)		Aroclor 1254 ...							0.000		-1.00	
41)		Aroclor 1260 ...	1.165	1.069	1.088	1.014	1.035	1.002	1.053	E4	5.71	✓
42)		Aroclor 1260 ...	1.371	1.309	1.337	1.252	1.312	1.243	1.294	E4	4.06	✓
43)		Aroclor 1260 (3)	9.511	9.255	9.679	9.306	9.282	9.506	9.385	E3	1.96	✓
44)		Aroclor 1260 (4)	2.159	2.287	2.272	2.306	2.403	2.391	2.319	E4	3.97	✓
45)		Aroclor 1260 (5)	1.510	1.492	1.566	1.496	1.604	1.544	1.543	E4	2.99	✓
46)		Aroclor 1260 (6)	7.124	6.465	6.447	5.950	5.964	5.824	6.233	E3	7.63	✓
47)		Aroclor 1260 ...							0.000		-1.00	
48)		Aroclor 1262 (1)					1.022		1.022	E4	0.00	
49)		Aroclor 1262 (2)					1.498		1.498	E4	0.00	
50)		Aroclor 1262 (3)					1.222		1.222	E4	0.00	
51)		Aroclor 1262 (4)					2.791		2.791	E4	0.00	
52)		Aroclor 1262 (5)					1.653		1.653	E4	0.00	
53)		Aroclor 1262 (6)					8.565		8.565	E3	0.00	
54)		Aroclor 1262 ...							0.000		-1.00	
55)		Aroclor 1268 (1)					6.530		6.530	E3	0.00	
56)		Aroclor 1268 (2)					3.197		3.197	E4	0.00	
57)		Aroclor 1268 (3)					2.663		2.663	E4	0.00	
58)		Aroclor 1268 (4)					2.367		2.367	E4	0.00	
59)		Aroclor 1268 (5)					9.749		9.749	E3	0.00	
60)		Aroclor 1268 (6)					7.001		7.001	E4	0.00	

Method Path : S:\METHODS\
Method File : FECD6_QUANTPCB_190524.M
Title : PCB Data Analysis
Last Update : Tue May 28 13:15:51 2019
Response Via : Initial Calibration

Calibration Files
1 =ECD6F002.D 2 =ECD6F003.D 3 =ECD6F004.D
4 =ECD6F005.D 5 =ECD6F017.D 6 =ECD6F007.D

		Compound	1	2	3	4	5	6	Avg	%RSD
61)		Aroclor 1268 ...							0.000	-1.00
62)	S	DCBP (S)	1.292	1.306	1.276	1.402	1.551	1.511	1.413 E5	8.84

(#) = Out of Range ### Number of calibration levels exceeded format ###

Compound List Report HP G1530A

Method Path : S:\METHODS\
Method File : FECD6_QUANTPCB_190524.M
Title : PCB Data Analysis
Last Update : Tue May 28 13:15:51 2019
Response Via : Initial Calibration

5/28/19

Total Cpnds : 62

PK#		Compound Name	Exp_RT	Rel_RT	Cal	A/H	ID
1	S	TCMX (S)	4.659	1.000	A	H	L
2		Aroclor 1016 (1)	5.583	1.000	A	H	R
3		Aroclor 1016 (2)	6.000	1.000	A	H	R
4		Aroclor 1016 (3)	6.082	1.000	A	H	R
5		Aroclor 1016 (4)	6.243	1.000	A	H	R
6		Aroclor 1016 (5)	6.464	1.000	A	H	R
7		Aroclor 1016 (6)	6.591	1.000	A	H	R
8		Aroclor 1016 - AVE	1.593	1.000	A	H	R
9		Aroclor 1221 (1)	5.019	1.000	A	H	R
10		Aroclor 1221 (2)	5.138	1.000	A	H	R
11		Aroclor 1221 (3)	5.218	1.000	A	H	R
12		Aroclor 1221 - AVE	1.593	1.000	A	H	R
13		Aroclor 1232 (1)	5.218	1.000	A	H	R
14		Aroclor 1232 (2)	6.000	1.000	A	H	R
15		Aroclor 1232 (3)	6.082	1.000	A	H	R
16		Aroclor 1232 (4)	6.243	1.000	A	H	R
17		Aroclor 1232 (5)	6.464	1.000	A	H	R
18		Aroclor 1232 (6)	6.590	1.000	A	H	R
19		Aroclor 1232 - AVE	1.593	1.000	A	H	R
20		Aroclor 1242 (1)	5.584	1.000	A	H	R
21		Aroclor 1242 (2)	6.001	1.000	A	H	R
22		Aroclor 1242 (3)	6.082	1.000	A	H	R
23		Aroclor 1242 (4)	6.244	1.000	A	H	R
24		Aroclor 1242 (5)	6.465	1.000	A	H	R
25		Aroclor 1242 (6)	6.591	1.000	A	H	R
26		Aroclor 1242 - AVE	1.593	1.000	A	H	R
27		Aroclor 1248 (1)	5.999	1.000	A	H	R
28		Aroclor 1248 (2)	6.243	1.000	A	H	R
29		Aroclor 1248 (3)	6.464	1.000	A	H	R
30		Aroclor 1248 (4)	6.763	1.000	A	H	R
31		Aroclor 1248 (5)	6.800	1.000	A	H	R
32		Aroclor 1248 (6)	7.279	1.000	A	H	R
33		Aroclor 1248 - AVE	1.593	1.000	A	H	R
34		Aroclor 1254 (1)	6.794	1.000	A	H	R
35		Aroclor 1254 (2)	6.908	1.000	A	H	R
36		Aroclor 1254 (3)	7.280	1.000	A	H	R
37		Aroclor 1254 (4)	7.449	1.000	A	H	R
38		Aroclor 1254 (5)	7.831	1.000	A	H	R
39		Aroclor 1254 (6)	8.121	1.000	A	H	R
40		Aroclor 1254 - AVE	1.593	1.000	A	H	R
41		Aroclor 1260 (1)	7.399	1.000	A	H	R
42		Aroclor 1260 (2)	7.536	1.000	A	H	R
43		Aroclor 1260 (3)	8.092	1.000	A	H	R
44		Aroclor 1260 (4)	8.266	1.000	A	H	R
45		Aroclor 1260 (5)	8.564	1.000	A	H	R
46		Aroclor 1260 (6)	8.954	1.000	A	H	R
47		Aroclor 1260 - AVE	1.593	1.000	A	H	R
48		Aroclor 1262 (1)	7.536	1.000	A	H	R
49		Aroclor 1262 (2)	7.860	1.000	A	H	R
50		Aroclor 1262 (3)	8.091	1.000	A	H	R
51		Aroclor 1262 (4)	8.266	1.000	A	H	R
52		Aroclor 1262 (5)	8.563	1.000	A	H	R
53		Aroclor 1262 (6)	8.953	1.000	A	H	R
54		Aroclor 1262 - AVE	1.593	1.000	A	H	R
55		Aroclor 1268 (1)	8.083	1.000	A	H	R
56		Aroclor 1268 (2)	8.513	1.000	A	H	R

57		Aroclor 1268 (3)	8.561	1.000	A	H	R
58		Aroclor 1268 (4)	8.742	1.000	A	H	R
59		Aroclor 1268 (5)	8.955	1.000	A	H	R
60		Aroclor 1268 (6)	9.201	1.000	A	H	R
61		Aroclor 1268 - AVE	1.593	1.000	A	H	R
62	S	DCBP (S)	9.425	1.000	A	H	R

Cal A = Average L = Linear LO = Linear w/origin Q = Quad QO = Quad w/origin
A/H = Area or Height
ID R = R.T. B = R.T. & Q Q = Qvalue L = Largest A = All

FECD6_QUANTPCB_190524.M Tue May 28 14:31:55 2019

Element Calibration Review Sheet

Calibration ID: **A9E2804** Instrument: **DUALECD6F** Calibration Date: **05/28/2019**

Analysis: **8082 PCBs** Instrument Cal ID: **FECD6_QUANTPCB_19052**

1016 (1)

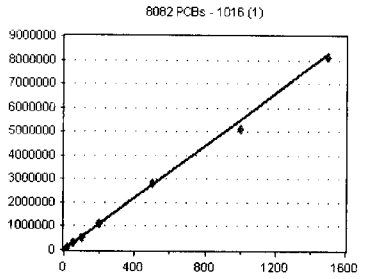

Curve Fit: **AVERAGE RF**

Standard	Concentration	Response	Response Factor	RT
9E24041-CAL1	20	118614	5930.700	5.58
9E24041-CAL2	50	280843	5616.860	5.58
9E24041-CAL3	100	538289	5382.890	5.58
9E24041-CAL4	200	1097089	5485.445	5.58
9E24041-CAL5	500	2806242	5612.484	5.58
9E24041-CAL6	1000	5093982	5093.982	5.58
9E24041-CAL7	1500	8111430	5407.620	5.58

AVE RF **5504.283** RF RSD **4.68** AVE RT **5.58**

1016 (2)

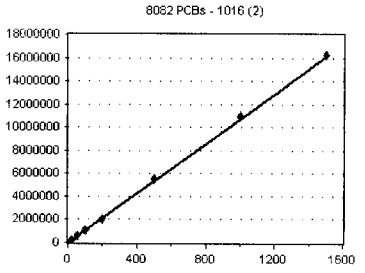

Curve Fit: **AVERAGE RF**

Standard	Concentration	Response	Response Factor	RT
9E24041-CAL1	20	212613	10630.650	6.00
9E24041-CAL2	50	542122	10842.440	6.00
9E24041-CAL3	100	1047396	10473.960	6.00
9E24041-CAL4	200	2073949	10369.750	6.00
9E24041-CAL5	500	5542871	11085.740	6.00
9E24041-CAL6	1000	100557E+07	11005.570	6.00
9E24041-CAL7	1500	520275E+07	10801.830	6.00

AVE RF **10744.280** RF RSD **2.47** AVE RT **6.00**

1016 (3)

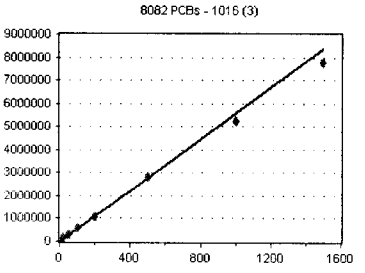

Curve Fit: **AVERAGE RF**

Standard	Concentration	Response	Response Factor	RT
9E24041-CAL1	20	123322	6166.100	6.08
9E24041-CAL2	50	292244	5844.880	6.08
9E24041-CAL3	100	563375	5633.750	6.08
9E24041-CAL4	200	1073668	5368.340	6.08
9E24041-CAL5	500	2815037	5630.074	6.08
9E24041-CAL6	1000	5263183	5263.183	6.08
9E24041-CAL7	1500	7807700	5205.133	6.08

AVE RF **5587.351** RF RSD **6.13** AVE RT **6.08**

1016 (4)

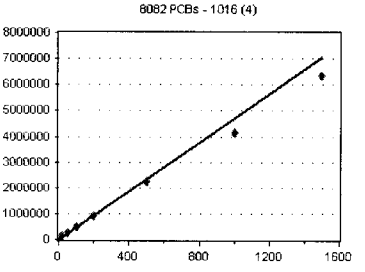

Curve Fit: **AVERAGE RF**

Standard	Concentration	Response	Response Factor	RT
9E24041-CAL1	20	113455	5672.750	6.24
9E24041-CAL2	50	252675	5053.500	6.24
9E24041-CAL3	100	481885	4818.850	6.24
9E24041-CAL4	200	893239	4466.195	6.24
9E24041-CAL5	500	2245384	4490.768	6.24
9E24041-CAL6	1000	4156398	4156.398	6.24
9E24041-CAL7	1500	6336999	4224.666	6.24

AVE RF **4697.590** RF RSD **11.35** AVE RT **6.24**

Element Calibration Review Sheet

Calibration ID: **A9E2804** Instrument: **DUALECD6F** Calibration Date: **05/28/2019**

Analysis: **8082 PCBs** Instrument Cal ID: **FECD6_QUANTPCB_19052**

1016 (5)

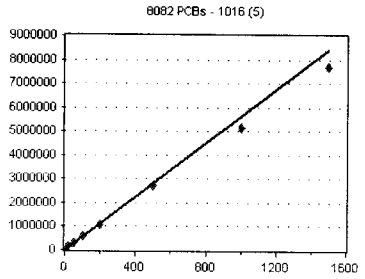

Curve Fit: **AVERAGE RF**

Standard	Concentration	Response	Response Factor	RT
9E24041-CAL1	20	129022	6451.100	6.46
9E24041-CAL2	50	305185	6103.700	6.46
9E24041-CAL3	100	562577	5625.770	6.46
9E24041-CAL4	200	1082452	5412.260	6.46
9E24041-CAL5	500	2748596	5497.192	6.46
9E24041-CAL6	1000	5135699	5135.699	6.46
9E24041-CAL7	1500	7694839	5129.893	6.46

AVE RF **5622.231** RF RSD **8.77** AVE RT **6.46**

1016 (6)

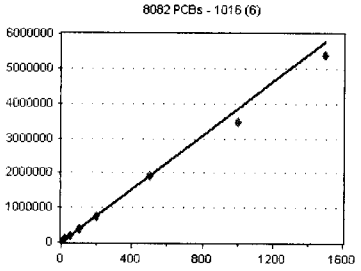

Curve Fit: **AVERAGE RF**

Standard	Concentration	Response	Response Factor	RT
9E24041-CAL1	20	87861	4393.050	6.59
9E24041-CAL2	50	205249	4104.980	6.59
9E24041-CAL3	100	389952	3899.520	6.59
9E24041-CAL4	200	740307	3701.535	6.59
9E24041-CAL5	500	1923385	3846.770	6.59
9E24041-CAL6	1000	3477544	3477.544	6.59
9E24041-CAL7	1500	5378259	3585.506	6.59

AVE RF **3858.415** RF RSD **8.15** AVE RT **6.59**

1260 (1)

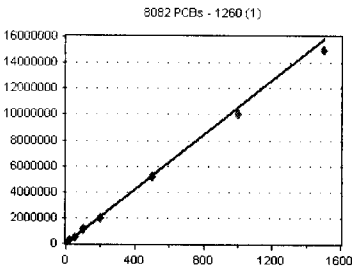

Curve Fit: **AVERAGE RF**

Standard	Concentration	Response	Response Factor	RT
9E24041-CAL1	20	233031	11651.550	7.40
9E24041-CAL2	50	534461	10689.220	7.40
9E24041-CAL3	100	1087987	10879.870	7.40
9E24041-CAL4	200	2027516	10137.580	7.40
9E24041-CAL5	500	5172784	10345.570	7.40
9E24041-CAL6	1000	001779E+07	10017.790	7.40
9E24041-CAL7	1500	495447E+07	9969.646	7.40

AVE RF **10527.320** RF RSD **5.71** AVE RT **7.40**

1260 (2)

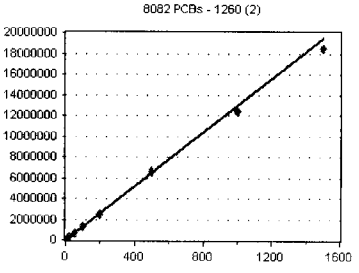

Curve Fit: **AVERAGE RF**

Standard	Concentration	Response	Response Factor	RT
9E24041-CAL1	20	274270	13713.500	7.54
9E24041-CAL2	50	654585	13091.700	7.54
9E24041-CAL3	100	1337271	13372.710	7.54
9E24041-CAL4	200	2504072	12520.360	7.54
9E24041-CAL5	500	6562452	13124.900	7.54
9E24041-CAL6	1000	242932E+07	12429.320	7.54
9E24041-CAL7	1500	849041E+07	12326.940	7.54

AVE RF **12939.920** RF RSD **4.06** AVE RT **7.54**

Element Calibration Review Sheet

Calibration ID: **A9E2804** Instrument: **DUALECD6F** Calibration Date: **05/28/2019**

Analysis: **8082 PCBs** Instrument Cal ID: **FECD6_QUANTPCB_19052**

1260 (3)

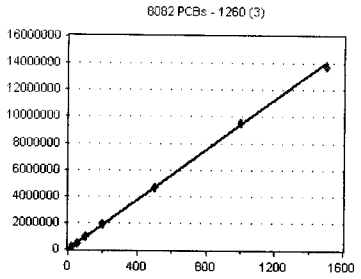

Curve Fit: **AVERAGE RF**

Standard	Concentration	Response	Response Factor	RT
9E24041-CAL1	20	190215	9510.750	8.09
9E24041-CAL2	50	462770	9255.400	8.09
9E24041-CAL3	100	967870	9678.700	8.09
9E24041-CAL4	200	1861158	9305.790	8.09
9E24041-CAL5	500	4640959	9281.918	8.09
9E24041-CAL6	1000	9506173	9506.173	8.09
9E24041-CAL7	1500	373341E+07	9155.606	8.09

AVE RF **9384.905** RF RSD **1.96** AVE RT **8.09**

1260 (4)

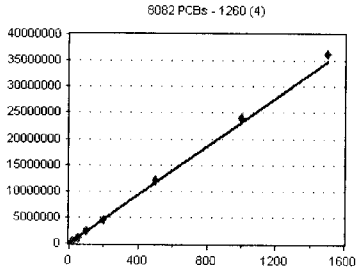

Curve Fit: **AVERAGE RF**

Standard	Concentration	Response	Response Factor	RT
9E24041-CAL1	20	431729	21586.450	8.27
9E24041-CAL2	50	1143521	22870.420	8.27
9E24041-CAL3	100	2272088	22720.880	8.27
9E24041-CAL4	200	4612186	23060.930	8.27
9E24041-CAL5	500	201577E+07	24031.540	8.27
9E24041-CAL6	1000	391477E+07	23914.770	8.27
9E24041-CAL7	1500	624552E+07	24163.680	8.27

AVE RF **23192.670** RF RSD **3.97** AVE RT **8.27**

1260 (5)

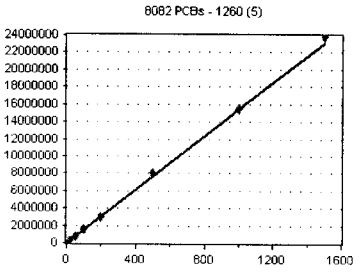

Curve Fit: **AVERAGE RF**

Standard	Concentration	Response	Response Factor	RT
9E24041-CAL1	20	301972	15098.600	8.56
9E24041-CAL2	50	745753	14915.060	8.56
9E24041-CAL3	100	1565735	15657.350	8.56
9E24041-CAL4	200	2991133	14955.670	8.56
9E24041-CAL5	500	8022294	16044.590	8.57
9E24041-CAL6	1000	543977E+07	15439.770	8.56
9E24041-CAL7	1500	389609E+07	15930.730	8.56

AVE RF **15434.540** RF RSD **2.99** AVE RT **8.56**

1260 (6)

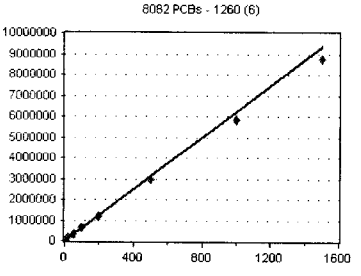

Curve Fit: **AVERAGE RF**

Standard	Concentration	Response	Response Factor	RT
9E24041-CAL1	20	142473	7123.650	8.96
9E24041-CAL2	50	323257	6465.140	8.95
9E24041-CAL3	100	644669	6446.690	8.95
9E24041-CAL4	200	1189984	5949.920	8.95
9E24041-CAL5	500	2982153	5964.306	8.95
9E24041-CAL6	1000	5824075	5824.075	8.95
9E24041-CAL7	1500	8782408	5854.938	8.95

AVE RF **6232.674** RF RSD **7.63** AVE RT **8.95**

Element Calibration Review Sheet

Calibration ID: **A9E2804** Instrument: **DUALECD6F** Calibration Date: **05/28/2019**

Analysis: **8082 PCBs** Instrument Cal ID: **FECD6_QUANTPCB_19052**

Decachlorobiphenyl (Surr)

Curve Fit: **AVERAGE RF**

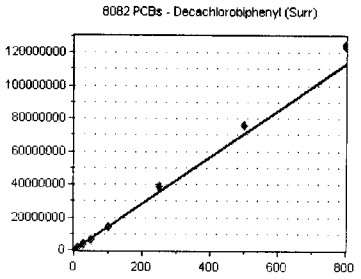

Standard	Concentration	Response	Response Factor	RT
9E24041-CAL1	10	1291650	129165.000	9.42
9E24041-CAL2	25	3265322	130612.900	9.42
9E24041-CAL3	50	6379539	127590.800	9.43
9E24041-CAL4	100	.40228E+07	140228.000	9.43
9E24041-CAL5	250	877781E+07	155111.200	9.43
9E24041-CAL6	500	557481E+07	151149.600	9.43
9E24041-CAL7	800	.24294E+08	155367.500	9.43

AVE RF **141317.900** RF RSD **8.84** AVE RT **9.42**

CALIBRATION SEQUENCE REVIEW SHEET

SEQUENCE: 9E24041

Analysis Included

1311/8082 TCLP PCBs
608 PCBs
608 PCBs - LL (1000/1mL) +1262/68
8082 PCBs
8082 PCBs - Low Level (2mL FV)
8082 PCBs - Low Level (2mL FV) +1262/68
8082 PCBs - Low Level (1000/1mL)
8082 PCBs - Low Level (1000/1mL) +1262/68
8082 PCBs - Low Level (30g/2mL)
8082 PCBs + 1262/1268
8082 PCBs in Trans. Oil - LL

INSTRUMENT SEQUENCE LOG

SampleID	SampleName	Matrix	STDID	ISTD ID	Analyzed
9E24041-ICB1	Initial Cal Blank	Water	A19E080		5/24/2019 3:45:00PM
9E24041-CAL1	Cal Standard	Water	A19A143	"	5/24/2019 4:03:00PM
9E24041-CAL2	Cal Standard	Water	A19A144	"	5/24/2019 4:20:00PM
9E24041-CAL3	Cal Standard	Water	A19A145	"	5/24/2019 4:38:00PM
9E24041-CAL4	Cal Standard	Water	A19A146	"	5/24/2019 4:57:00PM
9E24041-CAL5	Cal Standard	Water	A19A140	"	5/24/2019 5:14:00PM
9E24041-CAL6	Cal Standard	Water	A19A141	"	5/24/2019 5:32:00PM
9E24041-CAL7	Cal Standard	Water	A19A142	"	5/24/2019 5:50:00PM
9E24041-ICV1	Initial Cal Check	Water	A19B136	"	5/24/2019 6:26:00PM
9E24041-CAL8	Cal Standard	Water	A19C090	"	5/24/2019 6:44:00PM
9E24041-CAL9	Cal Standard	Water	A19C091	"	5/24/2019 7:02:00PM
9E24041-CALA	Cal Standard	Water	A19C092	"	5/24/2019 7:20:00PM
9E24041-CALB	Cal Standard	Water	A19C093	"	5/24/2019 7:38:00PM
9E24041-CALC	Cal Standard	Water	A19C094	"	5/24/2019 7:56:00PM
9E24041-CALD	Cal Standard	Water	A19C095	"	5/24/2019 8:14:00PM
9E24041-CALE	Cal Standard	Water	A19C096	"	5/24/2019 8:32:00PM
9E24041-ICV2	Initial Cal Check	Water	A19B137	"	5/24/2019 8:50:00PM
9E24041-ICV3	Initial Cal Check	Water	A19D327	"	5/24/2019 9:08:00PM
9E24041-ICV4	Initial Cal Check	Water	A19B138	"	5/24/2019 9:26:00PM
9E24041-ICV5	Initial Cal Check	Water	A19B057	"	5/24/2019 9:44:00PM

CALIBRATION STANDARD RECOVERIES

Calibration: **A9E2804** Instrument: **DUALECD6F**

1311/8082 TCLP PCBs Sequence: **9E24041** Matrix: **Water**

9E24041-CAL1	Inst. MRL	Recalc Res.	Cal Level	%Rec.	Qual
Aroclor 1016	0.0000	0.00	20	0	
Aroclor 1260	0.0000	0.00	20	0	
Aroclor 1016	0.0000	0.00	20	0	
Aroclor 1260	0.0000	0.00	20	0	

9E24041-CAL2	Inst. MRL	Recalc Res.	Cal Level	%Rec.	Qual
Aroclor 1016	0.0000	0.00	50	0	
Aroclor 1260	0.0000	0.00	50	0	

CALIBRATION SEQUENCE REVIEW SHEET

SEQUENCE: 9E24041

Aroclor 1016	0.0000	0.00	50	0	
Aroclor 1260	0.0000	0.00	50	0	
9E24041-CAL3	**Inst. MRL**	**Recalc Res.**	**Cal Level**	**%Rec.**	**Qual**
Aroclor 1016	0.0000	0.00	100	0	
Aroclor 1260	0.0000	0.00	100	0	
Aroclor 1016	0.0000	0.00	100	0	
Aroclor 1260	0.0000	0.00	100	0	
9E24041-CAL4	**Inst. MRL**	**Recalc Res.**	**Cal Level**	**%Rec.**	**Qual**
Aroclor 1016	0.0000	0.00	200	0	
Aroclor 1260	0.0000	0.00	200	0	
Aroclor 1016	0.0000	0.00	200	0	
Aroclor 1260	0.0000	0.00	200	0	
9E24041-CAL5	**Inst. MRL**	**Recalc Res.**	**Cal Level**	**%Rec.**	**Qual**
Aroclor 1016	0.0000	0.00	500	0	
Aroclor 1260	0.0000	0.00	500	0	
Aroclor 1016	0.0000	0.00	500	0	
Aroclor 1260	0.0000	0.00	500	0	
9E24041-CAL6	**Inst. MRL**	**Recalc Res.**	**Cal Level**	**%Rec.**	**Qual**
Aroclor 1016	800.0000	0.00	1000	0	
Aroclor 1260	800.0000	0.00	1000	0	
Aroclor 1016	0.0000	0.00	1000	0	
Aroclor 1260	0.0000	0.00	1000	0	
Aroclor 1016	0.0000	0.00	1000	0	
Aroclor 1260	0.0000	0.00	1000	0	
9E24041-CAL7	**Inst. MRL**	**Recalc Res.**	**Cal Level**	**%Rec.**	**Qual**
Aroclor 1016	800.0000	0.00	1500	0	
Aroclor 1260	800.0000	0.00	1500	0	
Aroclor 1016	0.0000	0.00	1500	0	
Aroclor 1260	0.0000	0.00	1500	0	
Aroclor 1016	0.0000	0.00	1500	0	
Aroclor 1260	0.0000	0.00	1500	0	
9E24041-CAL8	**Inst. MRL**	**Recalc Res.**	**Cal Level**	**%Rec.**	**Qual**
Aroclor 1221	0.0000	0.00	500	0	
Aroclor 1221	0.0000	0.00	500	0	
9E24041-CAL9	**Inst. MRL**	**Recalc Res.**	**Cal Level**	**%Rec.**	**Qual**
Aroclor 1232	0.0000	0.00	500	0	
Aroclor 1232	0.0000	0.00	500	0	
9E24041-CALA	**Inst. MRL**	**Recalc Res.**	**Cal Level**	**%Rec.**	**Qual**
Aroclor 1242	0.0000	0.00	500	0	
Aroclor 1242	0.0000	0.00	500	0	
9E24041-CALB	**Inst. MRL**	**Recalc Res.**	**Cal Level**	**%Rec.**	**Qual**
Aroclor 1248	0.0000	0.00	500	0	
Aroclor 1248	0.0000	0.00	500	0	
9E24041-CALC	**Inst. MRL**	**Recalc Res.**	**Cal Level**	**%Rec.**	**Qual**
Aroclor 1254	0.0000	0.00	500	0	
Aroclor 1254	0.0000	0.00	500	0	

CALIBRATION SEQUENCE REVIEW SHEET

SEQUENCE: 9E24041

9E24041-CALD	Inst. MRL	Recalc Res.	Cal Level	%Rec.	Qual
Aroclor 1262	0.0000	0.00	500	0	
Aroclor 1262	0.0000	0.00	500	0	

9E24041-CALE	Inst. MRL	Recalc Res.	Cal Level	%Rec.	Qual
Aroclor 1268	0.0000	0.00	500	0	
Aroclor 1268	0.0000	0.00	500	0	

Compounds listed above have recalculated recoveries outside 70-130% of the true values, and the calibration levels are above the reporting level. If no compounds are listed, all are OK. Please see the next section for quadatic fit compounds.

Analytes With Quadratic Curve Fits

Qualifier	iMDL	iMRL	Spike Amt	%Difference	OK?	Raise MRL to ?
				———	☐	☐ ———

Analytes listed above have quadratic curve fits. If they are using a weighting otpion, they must be checked against the requanted curve points to determine if the recalculated results are within limits (70-130 or as specified).

ICV RECOVERIES

Calibration: **A9E2804** Instrument: **DUALECD6F**

8082 PCBs Sequence: **9E24041** Matrix: **Water**

9E24041-ICV1	Inst. MRL	ICV Level	Result	%Rec.	Qual

Compounds listed above have Initial Calibration Verification standard recoveries outside 70-130% of the true values. If no compounds are listed, all have passing recoveries.

Quantitation Report (Not Reviewed)

Data Path : S:\DATA\9E24041\
Data File : ECD6F001.D
Signal(s) : ECD1A.CH
Acq On : 24 May 2019 3:45 pm
Operator : MJB/KAK
Sample : 9E24041-ICB1
Misc :
ALS Vial : 2 Sample Multiplier: 1

Integration File: PCB1.e
Quant Time: May 28 13:37:52 2019
Quant Method : S:\METHODS\FECD6_QUANTPCB_190524.M
Quant Title : PCB Data Analysis
QLast Update : Tue May 28 13:15:51 2019
Response via : Initial Calibration
Integrator: ChemStation 6890 Scale Mode: Small noise peaks clipped

5/28/19

clean

	Compound	R.T.	Response	Conc Units
	System Monitoring Compounds			
1) S	TCMX (S)	4.660	13077059	94.164 ng/ml
62) S	DCBP (S)	9.425	14320329	101.334 ng/ml
	Target Compounds			
2)	Aroclor 1016 (1)	5.587	348	0.063 ng/ml
3)	Aroclor 1016 (2)	6.015	3289	0.306 ng/ml
4)	Aroclor 1016 (3)	6.086	1726	0.309 ng/ml
5)	Aroclor 1016 (4)	6.238	4202	0.895 ng/ml
6)	Aroclor 1016 (5)	6.462	2646	0.471 ng/ml
7)	Aroclor 1016 (6)	6.593	1968	0.510 ng/ml
8)	Aroclor 1016 - AVE	0.000	0	N.D. ng/ml
9)	Aroclor 1221 (1)	5.017	22018	12.362 ng/ml
10)	Aroclor 1221 (2)	5.113	27058	23.766 ng/ml
11)	Aroclor 1221 (3)	5.214	4370	1.145 ng/ml
12)	Aroclor 1221 - AVE	0.000	0	N.D. ng/ml
13)	Aroclor 1232 (1)	5.214	4370	1.511 ng/ml
14)	Aroclor 1232 (2)	6.015	3289	0.817 ng/ml
15)	Aroclor 1232 (3)	6.086	1726	0.855 ng/ml
16)	Aroclor 1232 (4)	6.238	4202	2.797 ng/ml
17)	Aroclor 1232 (5)	6.462	2646	1.411 ng/ml
18)	Aroclor 1232 (6)	6.593	1968	1.282 ng/ml
19)	Aroclor 1232 - AVE	0.000	0	N.D. ng/ml
20)	Aroclor 1242 (1)	5.587	348	0.081 ng/ml
21)	Aroclor 1242 (2)	6.015	3289	0.384 ng/ml
22)	Aroclor 1242 (3)	6.086	1726	0.416 ng/ml
23)	Aroclor 1242 (4)	6.238	4202	1.268 ng/ml
24)	Aroclor 1242 (5)	6.462	2646	0.622 ng/ml
25)	Aroclor 1242 (6)	6.593	1968	0.556 ng/ml
26)	Aroclor 1242 - AVE	0.000	0	N.D. ng/ml
27)	Aroclor 1248 (1)	6.015	3289	0.683 ng/ml
28)	Aroclor 1248 (2)	6.238	4202	0.732 ng/ml
29)	Aroclor 1248 (3)	6.462	2646	0.391 ng/ml
30)	Aroclor 1248 (4)	6.765	1744	0.244 ng/ml
31)	Aroclor 1248 (5)	6.810	2113	0.306 ng/ml
32)	Aroclor 1248 (6)	7.283	13733	3.339 ng/ml
33)	Aroclor 1248 - AVE	0.000	0	N.D. ng/ml
34)	Aroclor 1254 (1)	6.786	2062	0.249 ng/ml
35)	Aroclor 1254 (2)	6.921	1078	0.107 ng/ml
36)	Aroclor 1254 (3)	7.283	13733	0.906 ng/ml
37)	Aroclor 1254 (4)	7.456	7557	0.808 ng/ml
38)	Aroclor 1254 (5)	7.837	13569	1.319 ng/ml
39)	Aroclor 1254 (6)	8.118	2100	0.662 ng/ml
40)	Aroclor 1254 - AVE	0.000	0	N.D. ng/ml
41)	Aroclor 1260 (1)	7.397	7659	0.728 ng/ml
42)	Aroclor 1260 (2)	7.526	6997	0.541 ng/ml
43)	Aroclor 1260 (3)	8.085	4167	0.444 ng/ml
44)	Aroclor 1260 (4)	8.257	8908	0.384 ng/ml
45)	Aroclor 1260 (5)	8.567	3838	0.249 ng/ml
46)	Aroclor 1260 (6)	8.953	1736	0.278 ng/ml
47)	Aroclor 1260 - AVE	0.000	0	N.D. ng/ml

Quantitation Report (Not Reviewed)

Data Path : S:\DATA\9E24041\
Data File : ECD6F001.D
Signal(s) : ECD1A.CH
Acq On : 24 May 2019 3:45 pm
Operator : MJB/KAK
Sample : 9E24041-ICB1
Misc :
ALS Vial : 2 Sample Multiplier: 1

Integration File: PCB1.e
Quant Time: May 28 13:37:52 2019
Quant Method : S:\METHODS\FECD6_QUANTPCB_190524.M
Quant Title : PCB Data Analysis
QLast Update : Tue May 28 13:15:51 2019
Response via : Initial Calibration
Integrator: ChemStation 6890 Scale Mode: Small noise peaks clipped

	Compound	R.T.	Response	Conc Units
48)	Aroclor 1262 (1)	7.526	6997	0.685 ng/ml
49)	Aroclor 1262 (2)	7.858	5535	0.370 ng/ml
50)	Aroclor 1262 (3)	8.085	4167	0.341 ng/ml
51)	Aroclor 1262 (4)	8.257	8908	0.319 ng/ml
52)	Aroclor 1262 (5)	8.567	3838	0.232 ng/ml
53)	Aroclor 1262 (6)	8.953	1736	0.203 ng/ml
54)	Aroclor 1262 - AVE	0.000	0	N.D. ng/ml
55)	Aroclor 1268 (1)	8.085	4167	0.638 ng/ml
56)	Aroclor 1268 (2)	8.514	1704	0.053 ng/ml
57)	Aroclor 1268 (3)	8.567	3838	0.144 ng/ml
58)	Aroclor 1268 (4)	8.742	99422	4.200 ng/ml
59)	Aroclor 1268 (5)	8.953	1736	0.178 ng/ml
60)	Aroclor 1268 (6)	9.202	145241	2.074 ng/ml
61)	Aroclor 1268 - AVE	0.000	0	N.D. ng/ml

(f)=RT Delta > 1/2 Window (m)=manual int.

Quantitation Report (Not Reviewed)

Data Path : S:\DATA\9E24041\
Data File : ECD6F001.D
Signal(s) : ECD1A.CH
Acq On : 24 May 2019 3:45 pm
Operator : MJB/KAK
Sample : 9E24041-ICB1
Misc :
ALS Vial : 2 Sample Multiplier: 1

Integration File: PCB1.e
Quant Time: May 28 13:37:52 2019
Quant Method : S:\METHODS\FECD6_QUANTPCB_190524.M
Quant Title : PCB Data Analysis
QLast Update : Tue May 28 13:15:51 2019
Response via : Initial Calibration
Integrator: ChemStation 6890 Scale Mode: Small noise peaks clipped

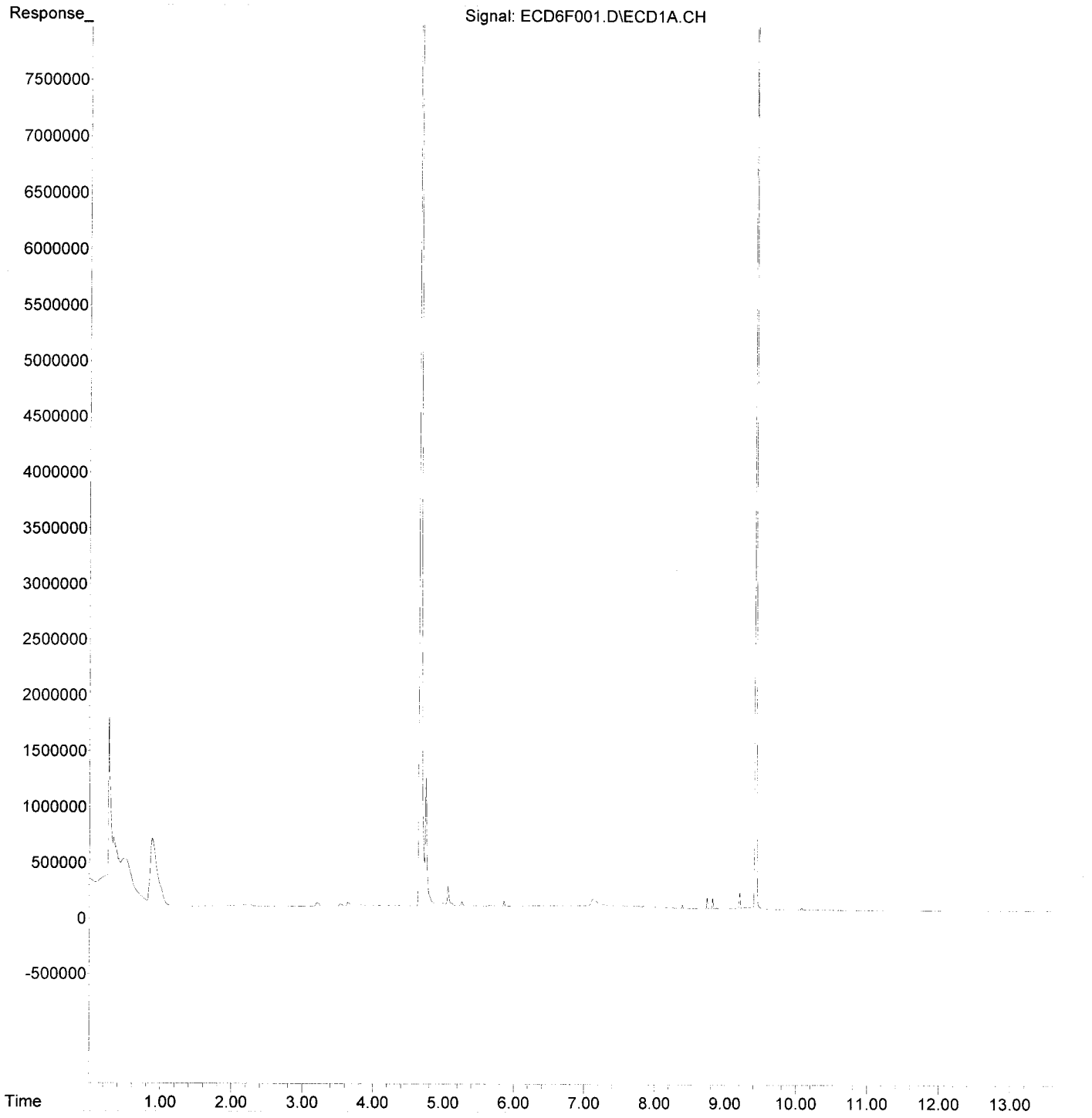

Quantitation Report (Not Reviewed)

Data Path : S:\DATA\9E24041\
Data File : ECD6F010.D
Signal(s) : ECD1A.CH
Acq On : 24 May 2019 6:26 pm
Operator : MJB/KAK
Sample : 9E24041-ICV1
Misc :
ALS Vial : 10 Sample Multiplier: 1

Integration File: PCB1.e
Quant Time: May 28 13:38:12 2019
Quant Method : S:\METHODS\FECD6_QUANTPCB_190524.M
Quant Title : PCB Data Analysis
QLast Update : Tue May 28 13:15:51 2019
Response via : Initial Calibration
Integrator: ChemStation 6890 Scale Mode: Small noise peaks clipped

5/28/19

1016, 1260

	Compound	R.T.	Response	Conc	Units
	System Monitoring Compounds				
1) S	TCMX (S)	4.657	23692010	170.600	ng/ml
62) S	DCBP (S)	9.425	24628594	174.278	ng/ml
	Target Compounds				
2)	Aroclor 1016 (1)	5.583	2558837	464.881	ng/ml
3)	Aroclor 1016 (2)	6.000	5078438	472.664	ng/ml
4)	Aroclor 1016 (3)	6.082	2503816	448.122	ng/ml
5)	Aroclor 1016 (4)	6.243	2085909	444.038	ng/ml
6)	Aroclor 1016 (5)	6.464	2445816	435.026	ng/ml
7)	Aroclor 1016 (6)	6.590	1725489	447.202	ng/ml
8)	Aroclor 1016 - AVE	0.000	0	N.D.	ng/ml
9)	Aroclor 1221 (1)	5.020	246322	138.302	ng/ml
10)	Aroclor 1221 (2)	5.138	255730	224.619	ng/ml
11)	Aroclor 1221 (3)	5.219	1243540	325.953	ng/ml
12)	Aroclor 1221 - AVE	0.000	0	N.D.	ng/ml
13)	Aroclor 1232 (1)	5.219	1243540	429.972	ng/ml
14)	Aroclor 1232 (2)	6.000	5078438	1261.132	ng/ml
15)	Aroclor 1232 (3)	6.082	2503816	1240.611	ng/ml
16)	Aroclor 1232 (4)	6.243	2085909	1388.620	ng/ml
17)	Aroclor 1232 (5)	6.464	2445816	1304.285	ng/ml
18)	Aroclor 1232 (6)	6.590	1725489	1124.229	ng/ml
19)	Aroclor 1232 - AVE	0.000	0	N.D.	ng/ml
20)	Aroclor 1242 (1)	5.583	2558837	595.390	ng/ml
21)	Aroclor 1242 (2)	6.000	5078438	593.406	ng/ml
22)	Aroclor 1242 (3)	6.082	2503816	603.885	ng/ml
23)	Aroclor 1242 (4)	6.243	2085909	629.370	ng/ml
24)	Aroclor 1242 (5)	6.464	2445816	575.088	ng/ml
25)	Aroclor 1242 (6)	6.590	1725489	487.371	ng/ml
26)	Aroclor 1242 - AVE	0.000	0	N.D.	ng/ml
27)	Aroclor 1248 (1)	6.000	5078438	1054.282	ng/ml
28)	Aroclor 1248 (2)	6.243	2085909	363.194	ng/ml
29)	Aroclor 1248 (3)	6.464	2445816	361.791	ng/ml
30)	Aroclor 1248 (4)	6.764	376604	52.639	ng/ml
31)	Aroclor 1248 (5)	6.794	1855609	268.486	ng/ml
32)	Aroclor 1248 (6)	7.285	3973677	966.324	ng/ml
33)	Aroclor 1248 - AVE	0.000	0	N.D.	ng/ml
34)	Aroclor 1254 (1)	6.794	1855609	224.122	ng/ml
35)	Aroclor 1254 (2)	6.908	1997814	198.239	ng/ml
36)	Aroclor 1254 (3)	7.285	3973677	262.261	ng/ml
37)	Aroclor 1254 (4)	7.450	391067	41.810	ng/ml
38)	Aroclor 1254 (5)	7.830	5612980	545.762	ng/ml
39)	Aroclor 1254 (6)	8.121	593870	187.329	ng/ml
40)	Aroclor 1254 - AVE	0.000	0	N.D.	ng/ml
41)	Aroclor 1260 (1)	7.399	5386891	511.706	ng/ml
42)	Aroclor 1260 (2)	7.537	6690339	517.031	ng/ml
43)	Aroclor 1260 (3)	8.092	4281811	456.245	ng/ml
44)	Aroclor 1260 (4)	8.267	10585676	456.423	ng/ml
45)	Aroclor 1260 (5)	8.565	7023729	455.066	ng/ml
46)	Aroclor 1260 (6)	8.955	2213583	355.158	ng/ml
47)	Aroclor 1260 - AVE	0.000	0	N.D.	ng/ml

451.989

458.605

Quantitation Report (Not Reviewed)

Data Path : S:\DATA\9E24041\
Data File : ECD6F010.D
Signal(s) : ECD1A.CH
Acq On : 24 May 2019 6:26 pm
Operator : MJB/KAK
Sample : 9E24041-ICV1
Misc :
ALS Vial : 10 Sample Multiplier: 1

Integration File: PCB1.e
Quant Time: May 28 13:38:12 2019
Quant Method : S:\METHODS\FECD6_QUANTPCB_190524.M
Quant Title : PCB Data Analysis
QLast Update : Tue May 28 13:15:51 2019
Response via : Initial Calibration
Integrator: ChemStation 6890 Scale Mode: Small noise peaks clipped

	Compound	R.T.	Response	Conc Units
48)	Aroclor 1262 (1)	7.537	6690339	654.535 ng/ml
49)	Aroclor 1262 (2)	7.861	4159380	277.739 ng/ml
50)	Aroclor 1262 (3)	8.092	4281811	350.511 ng/ml
51)	Aroclor 1262 (4)	8.267	10585676	379.235 ng/ml
52)	Aroclor 1262 (5)	8.565	7023729	424.808 ng/ml
53)	Aroclor 1262 (6)	8.955	2213583	258.447 ng/ml
54)	Aroclor 1262 - AVE	0.000	0	N.D. ng/ml
55)	Aroclor 1268 (1)	8.092	4281811	655.704 ng/ml
56)	Aroclor 1268 (2)	8.513	1815276	56.786 ng/ml
57)	Aroclor 1268 (3)	8.565	7023729	263.773 ng/ml
58)	Aroclor 1268 (4)	8.740	372691	15.744 ng/ml
59)	Aroclor 1268 (5)	8.955	2213583	227.059 ng/ml
60)	Aroclor 1268 (6)	9.201	653621	9.336 ng/ml
61)	Aroclor 1268 - AVE	0.000	0	N.D. ng/ml

(f)=RT Delta > 1/2 Window (m)=manual int.

Data Path : S:\DATA\9E24041\
Data File : ECD6F010.D
Signal(s) : ECD1A.CH
Acq On : 24 May 2019 6:26 pm
Operator : MJB/KAK
Sample : 9E24041-ICV1
Misc :
ALS Vial : 10 Sample Multiplier: 1

Integration File: PCB1.e
Quant Time: May 28 13:38:12 2019
Quant Method : S:\METHODS\FECD6_QUANTPCB_190524.M
Quant Title : PCB Data Analysis
QLast Update : Tue May 28 13:15:51 2019
Response via : Initial Calibration
Integrator: ChemStation 6890 Scale Mode: Small noise peaks clipped

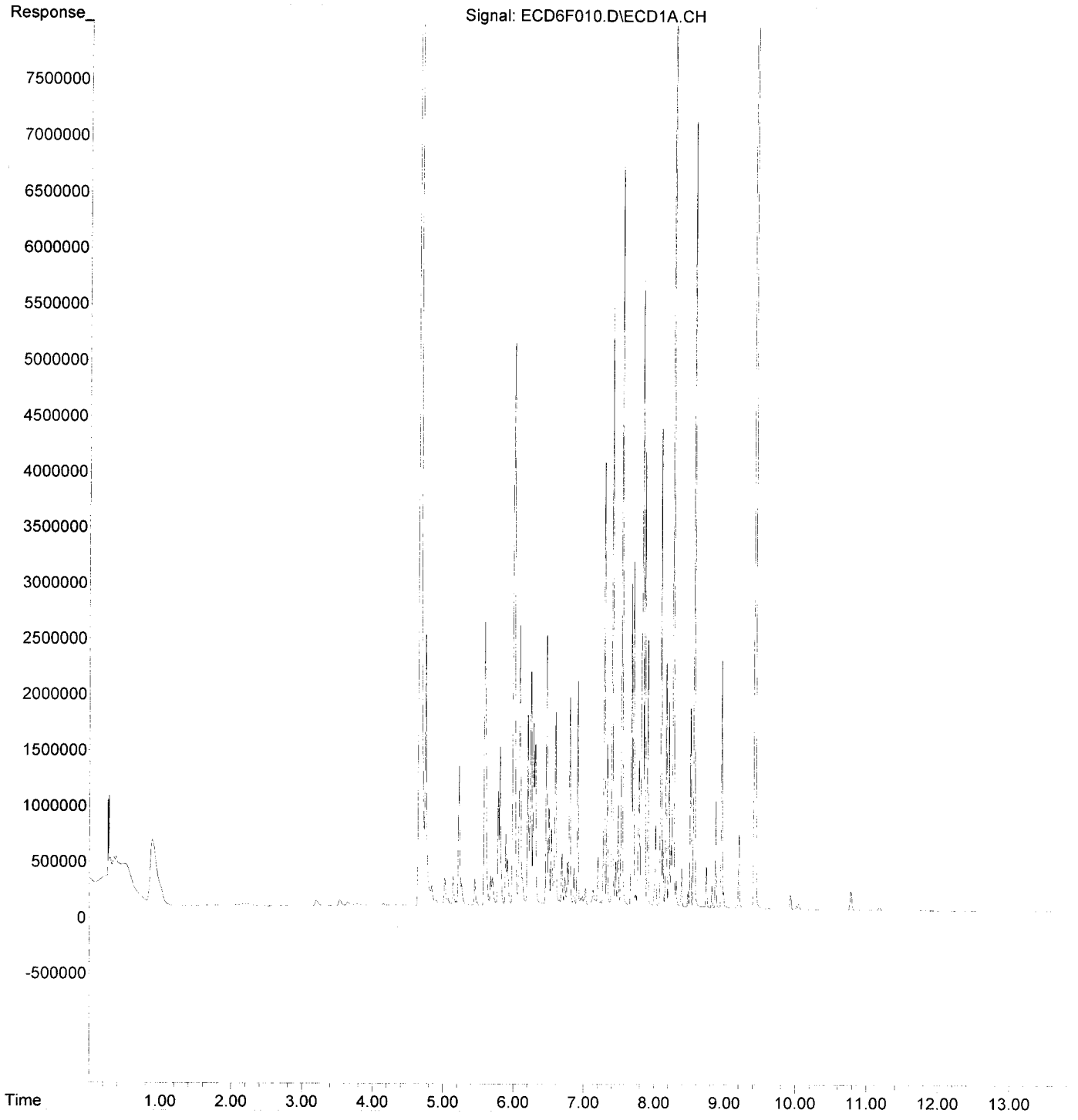

Quantitation Report (Not Reviewed)

Data Path : S:\DATA\9E24041\
Data File : ECD6F018.D
Signal(s) : ECD1A.CH
Acq On : 24 May 2019 8:50 pm
Operator : MJB/KAK
Sample : 9E24041-ICV2
Misc :
ALS Vial : 18 Sample Multiplier: 1

Integration File: PCB1.e
Quant Time: May 28 13:38:21 2019
Quant Method : S:\METHODS\FECD6_QUANTPCB_190524.M
Quant Title : PCB Data Analysis
QLast Update : Tue May 28 13:15:51 2019
Response via : Initial Calibration
Integrator: ChemStation 6890 Scale Mode: Small noise peaks clipped

5/28/19

1221, 1254

	Compound	R.T.	Response	Conc	Units
	System Monitoring Compounds				
1) S	TCMX (S)	4.657	4686918	33.749	ng/ml
62) S	DCBP (S)	9.424	11256188	79.652	ng/ml
	Target Compounds				
2)	Aroclor 1016 (1)	5.585	469706	85.335	ng/ml
3)	Aroclor 1016 (2)	6.001	590885	54.995	ng/ml
4)	Aroclor 1016 (3)	6.082	337540	60.411	ng/ml
5)	Aroclor 1016 (4)	6.244	2027747	431.657	ng/ml
6)	Aroclor 1016 (5)	6.464	1134367	201.765	ng/ml
7)	Aroclor 1016 (6)	6.591	375268	97.260	ng/ml
8)	Aroclor 1016 - AVE	0.000	0	N.D.	ng/ml
9)	Aroclor 1221 (1)	5.019	1527023	857.377	ng/ml
10)	Aroclor 1221 (2)	5.138	983748	864.069	ng/ml
11)	Aroclor 1221 (3)	5.218	3401826	891.678	ng/ml
12)	Aroclor 1221 - AVE	0.000	0	N.D.	ng/ml
13)	Aroclor 1232 (1)	5.218	3401826	1176.230	ng/ml
14)	Aroclor 1232 (2)	6.001	590885	146.735	ng/ml
15)	Aroclor 1232 (3)	6.082	337540	167.247	ng/ml
16)	Aroclor 1232 (4)	6.244	2027747	1349.901	ng/ml
17)	Aroclor 1232 (5)	6.464	1134367	604.927	ng/ml
18)	Aroclor 1232 (6)	6.591	375268	244.503	ng/ml
19)	Aroclor 1232 - AVE	0.000	0	N.D.	ng/ml
20)	Aroclor 1242 (1)	5.585	469706	109.291	ng/ml
21)	Aroclor 1242 (2)	6.001	590885	69.044	ng/ml
22)	Aroclor 1242 (3)	6.082	337540	81.410	ng/ml
23)	Aroclor 1242 (4)	6.244	2027747	611.821	ng/ml
24)	Aroclor 1242 (5)	6.464	1134367	266.725	ng/ml
25)	Aroclor 1242 (6)	6.591	375268	105.996	ng/ml
26)	Aroclor 1242 - AVE	0.000	0	N.D.	ng/ml
27)	Aroclor 1248 (1)	6.001	590885	122.668	ng/ml
28)	Aroclor 1248 (2)	6.244	2027747	353.066	ng/ml
29)	Aroclor 1248 (3)	6.464	1134367	167.798	ng/ml
30)	Aroclor 1248 (4)	6.763	1585388	221.594	ng/ml
31)	Aroclor 1248 (5)	6.793	3885286	562.158	ng/ml
32)	Aroclor 1248 (6)	7.279	6986536	1698.994	ng/ml
33)	Aroclor 1248 - AVE	0.000	0	N.D.	ng/ml
34)	Aroclor 1254 (1)	6.793	3885286	469.269	ng/ml
35)	Aroclor 1254 (2)	6.909	4738122	470.155	ng/ml
36)	Aroclor 1254 (3)	7.279	6986536	461.108	ng/ml
37)	Aroclor 1254 (4)	7.449	4128715	441.413	ng/ml
38)	Aroclor 1254 (5)	7.830	4880428	474.534	ng/ml
39)	Aroclor 1254 (6)	8.120	1498630	472.726	ng/ml
40)	Aroclor 1254 - AVE	0.000	0	N.D.	ng/ml
41)	Aroclor 1260 (1)	7.399	2702221	256.687	ng/ml
42)	Aroclor 1260 (2)	7.536	3119101	241.045	ng/ml
43)	Aroclor 1260 (3)	8.091	486674	51.857	ng/ml
44)	Aroclor 1260 (4)	8.266	1121189	48.342	ng/ml
45)	Aroclor 1260 (5)	8.565	926503	60.028	ng/ml
46)	Aroclor 1260 (6)	8.955	168551	27.043	ng/ml
47)	Aroclor 1260 - AVE	0.000	0	N.D.	ng/ml

871.041

464.868

Data Path : S:\DATA\9E24041\
Data File : ECD6F018.D
Signal(s) : ECD1A.CH
Acq On : 24 May 2019 8:50 pm
Operator : MJB/KAK
Sample : 9E24041-ICV2
Misc :
ALS Vial : 18 Sample Multiplier: 1

Integration File: PCB1.e
Quant Time: May 28 13:38:21 2019
Quant Method : S:\METHODS\FECD6_QUANTPCB_190524.M
Quant Title : PCB Data Analysis
QLast Update : Tue May 28 13:15:51 2019
Response via : Initial Calibration
Integrator: ChemStation 6890 Scale Mode: Small noise peaks clipped

	Compound	R.T.	Response	Conc Units
48)	Aroclor 1262 (1)	7.536	3119101	305.151 ng/ml
49)	Aroclor 1262 (2)	7.859	506456	33.818 ng/ml
50)	Aroclor 1262 (3)	8.091	486674	39.839 ng/ml
51)	Aroclor 1262 (4)	8.266	1121189	40.167 ng/ml
52)	Aroclor 1262 (5)	8.565	926503	56.037 ng/ml
53)	Aroclor 1262 (6)	8.955	168551	19.679 ng/ml
54)	Aroclor 1262 - AVE	0.000	0	N.D. ng/ml
55)	Aroclor 1268 (1)	8.091	486674	74.528 ng/ml
56)	Aroclor 1268 (2)	8.512	153623	4.806 ng/ml
57)	Aroclor 1268 (3)	8.565	926503	34.794 ng/ml
58)	Aroclor 1268 (4)	8.741	119493	5.048 ng/ml
59)	Aroclor 1268 (5)	8.955	168551	17.289 ng/ml
60)	Aroclor 1268 (6)	9.200	159101	2.272 ng/ml
61)	Aroclor 1268 - AVE	0.000	0	N.D. ng/ml

(f)=RT Delta > 1/2 Window (m)=manual int.

Quantitation Report (Not Reviewed)

Data Path : S:\DATA\9E24041\
Data File : ECD6F018.D
Signal(s) : ECD1A.CH
Acq On : 24 May 2019 8:50 pm
Operator : MJB/KAK
Sample : 9E24041-ICV2
Misc :
ALS Vial : 18 Sample Multiplier: 1

Integration File: PCB1.e
Quant Time: May 28 13:38:21 2019
Quant Method : S:\METHODS\FECD6_QUANTPCB_190524.M
Quant Title : PCB Data Analysis
QLast Update : Tue May 28 13:15:51 2019
Response via : Initial Calibration
Integrator: ChemStation 6890 Scale Mode: Small noise peaks clipped

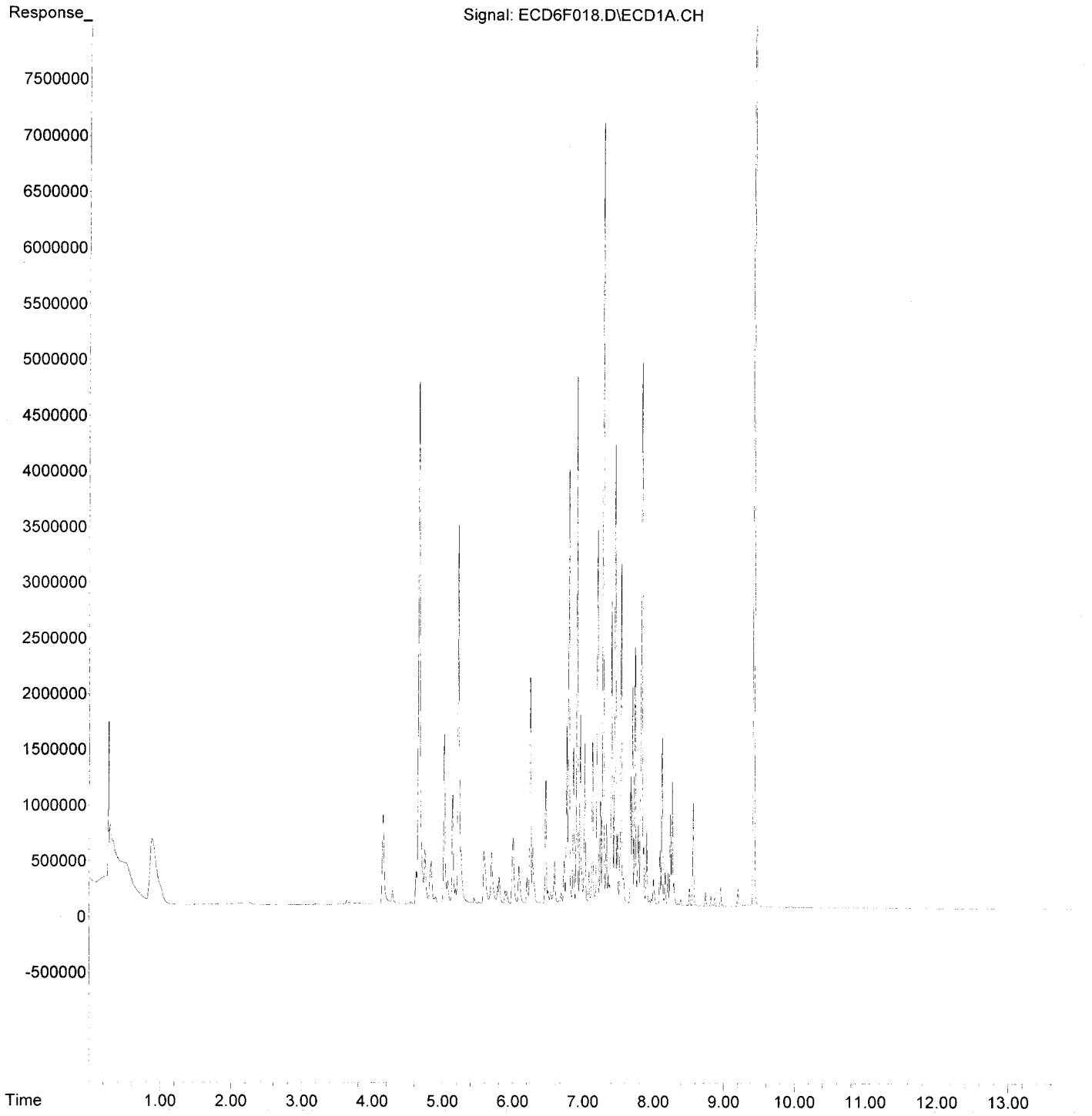

Quantitation Report (Not Reviewed)

Data Path : S:\DATA\9E24041\
Data File : ECD6F019.D
Signal(s) : ECD1A.CH
Acq On : 24 May 2019 9:08 pm
Operator : MJB/KAK
Sample : 9E24041-ICV3
Misc :
ALS Vial : 19 Sample Multiplier: 1

Integration File: PCB1.e
Quant Time: May 28 13:38:30 2019
Quant Method : S:\METHODS\FECD6_QUANTPCB_190524.M
Quant Title : PCB Data Analysis
QLast Update : Tue May 28 13:15:51 2019
Response via : Initial Calibration
Integrator: ChemStation 6890 Scale Mode: Small noise peaks clipped

5/28/19

1232, 1262

	Compound	R.T.	Response	Conc Units
	System Monitoring Compounds			
1) S	TCMX (S)	4.657	4623560	33.293 ng/ml
62) S	DCBP (S)	9.424	11671499	82.590 ng/ml
	Target Compounds			
2)	Aroclor 1016 (1)	5.583	1098217	199.521 ng/ml
3)	Aroclor 1016 (2)	6.000	2144421	199.587 ng/ml
4)	Aroclor 1016 (3)	6.083	1037856	185.751 ng/ml
5)	Aroclor 1016 (4)	6.243	794857	169.205 ng/ml
6)	Aroclor 1016 (5)	6.464	1028286	182.897 ng/ml
7)	Aroclor 1016 (6)	6.590	817725	211.933 ng/ml
8)	Aroclor 1016 - AVE	0.000	0	N.D. ng/ml
9)	Aroclor 1221 (1)	5.018	503748	282.839 ng/ml
10)	Aroclor 1221 (2)	5.138	381928	335.464 ng/ml
11)	Aroclor 1221 (3)	5.218	1360610	356.640 ng/ml
12)	Aroclor 1221 - AVE	0.000	0	N.D. ng/ml
13)	Aroclor 1232 (1)	5.218	1360610	470.450 ng/ml
14)	Aroclor 1232 (2)	6.000	2144421	532.526 ng/ml
15)	Aroclor 1232 (3)	6.083	1037856	514.245 ng/ml
16)	Aroclor 1232 (4)	6.243	794857	529.148 ng/ml
17)	Aroclor 1232 (5)	6.464	1028286	548.356 ng/ml
18)	Aroclor 1232 (6)	6.590	817725	532.782 ng/ml
19)	Aroclor 1232 - AVE	0.000	0	N.D. ng/ml
20)	Aroclor 1242 (1)	5.583	1098217	255.533 ng/ml
21)	Aroclor 1242 (2)	6.000	2144421	250.572 ng/ml
22)	Aroclor 1242 (3)	6.083	1037856	250.316 ng/ml
23)	Aroclor 1242 (4)	6.243	794857	239.828 ng/ml
24)	Aroclor 1242 (5)	6.464	1028286	241.782 ng/ml
25)	Aroclor 1242 (6)	6.590	817725	230.970 ng/ml
26)	Aroclor 1242 - AVE	0.000	0	N.D. ng/ml
27)	Aroclor 1248 (1)	6.000	2144421	445.181 ng/ml
28)	Aroclor 1248 (2)	6.243	794857	138.399 ng/ml
29)	Aroclor 1248 (3)	6.464	1028286	152.107 ng/ml
30)	Aroclor 1248 (4)	6.763	932737	130.371 ng/ml
31)	Aroclor 1248 (5)	6.799	1269770	183.722 ng/ml
32)	Aroclor 1248 (6)	7.286	3389495	824.261 ng/ml
33)	Aroclor 1248 - AVE	0.000	0	N.D. ng/ml
34)	Aroclor 1254 (1)	6.799	1269770	153.364 ng/ml
35)	Aroclor 1254 (2)	6.908	865804	85.912 ng/ml
36)	Aroclor 1254 (3)	7.286	3389495	223.705 ng/ml
37)	Aroclor 1254 (4)	7.450	315294	33.709 ng/ml
38)	Aroclor 1254 (5)	7.830	2340102	227.533 ng/ml
39)	Aroclor 1254 (6)	8.119	167787	52.927 ng/ml
40)	Aroclor 1254 - AVE	0.000	0	N.D. ng/ml
41)	Aroclor 1260 (1)	7.399	4039351	383.702 ng/ml
42)	Aroclor 1260 (2)	7.537	4954252	382.866 ng/ml
43)	Aroclor 1260 (3)	8.091	5796489	617.640 ng/ml
44)	Aroclor 1260 (4)	8.266	13106574	565.117 ng/ml
45)	Aroclor 1260 (5)	8.564	8109026	525.382 ng/ml
46)	Aroclor 1260 (6)	8.954	3993898	640.800 ng/ml
47)	Aroclor 1260 - AVE	0.000	0	N.D. ng/ml

521.251

Quantitation Report (Not Reviewed)

Data Path : S:\DATA\9E24041\
Data File : ECD6F019.D
Signal(s) : ECD1A.CH
Acq On : 24 May 2019 9:08 pm
Operator : MJB/KAK
Sample : 9E24041-ICV3
Misc :
ALS Vial : 19 Sample Multiplier: 1

Integration File: PCB1.e
Quant Time: May 28 13:38:30 2019
Quant Method : S:\METHODS\FECD6_QUANTPCB_190524.M
Quant Title : PCB Data Analysis
QLast Update : Tue May 28 13:15:51 2019
Response via : Initial Calibration
Integrator: ChemStation 6890 Scale Mode: Small noise peaks clipped

	Compound	R.T.	Response	Conc	Units
48)	Aroclor 1262 (1)	7.537	4954252	484.689	ng/ml
49)	Aroclor 1262 (2)	7.861	6971101	465.490	ng/ml
50)	Aroclor 1262 (3)	8.091	5796489	474.503	ng/ml
51)	Aroclor 1262 (4)	8.266	13106574	469.546	ng/ml
52)	Aroclor 1262 (5)	8.564	8109026	490.449	ng/ml
53)	Aroclor 1262 (6)	8.954	3993898	466.307	ng/ml
54)	Aroclor 1262 - AVE	0.000	0	N.D.	ng/ml
55)	Aroclor 1268 (1)	8.091	5796489	887.658	ng/ml
56)	Aroclor 1268 (2)	8.512	4499188	140.746	ng/ml
57)	Aroclor 1268 (3)	8.564	8109026	304.531	ng/ml
58)	Aroclor 1268 (4)	8.740	400733	16.929	ng/ml
59)	Aroclor 1268 (5)	8.954	3993898	409.675	ng/ml
60)	Aroclor 1268 (6)	9.200	1217550	17.390	ng/ml
61)	Aroclor 1268 - AVE	0.000	0	N.D.	ng/ml

A75.1C4

(f)=RT Delta > 1/2 Window (m)=manual int.

Quantitation Report (Not Reviewed)

Data Path : S:\DATA\9E24041\
Data File : ECD6F019.D
Signal(s) : ECD1A.CH
Acq On : 24 May 2019 9:08 pm
Operator : MJB/KAK
Sample : 9E24041-ICV3
Misc :
ALS Vial : 19 Sample Multiplier: 1

Integration File: PCB1.e
Quant Time: May 28 13:38:30 2019
Quant Method : S:\METHODS\FECD6_QUANTPCB_190524.M
Quant Title : PCB Data Analysis
QLast Update : Tue May 28 13:15:51 2019
Response via : Initial Calibration
Integrator: ChemStation 6890 Scale Mode: Small noise peaks clipped

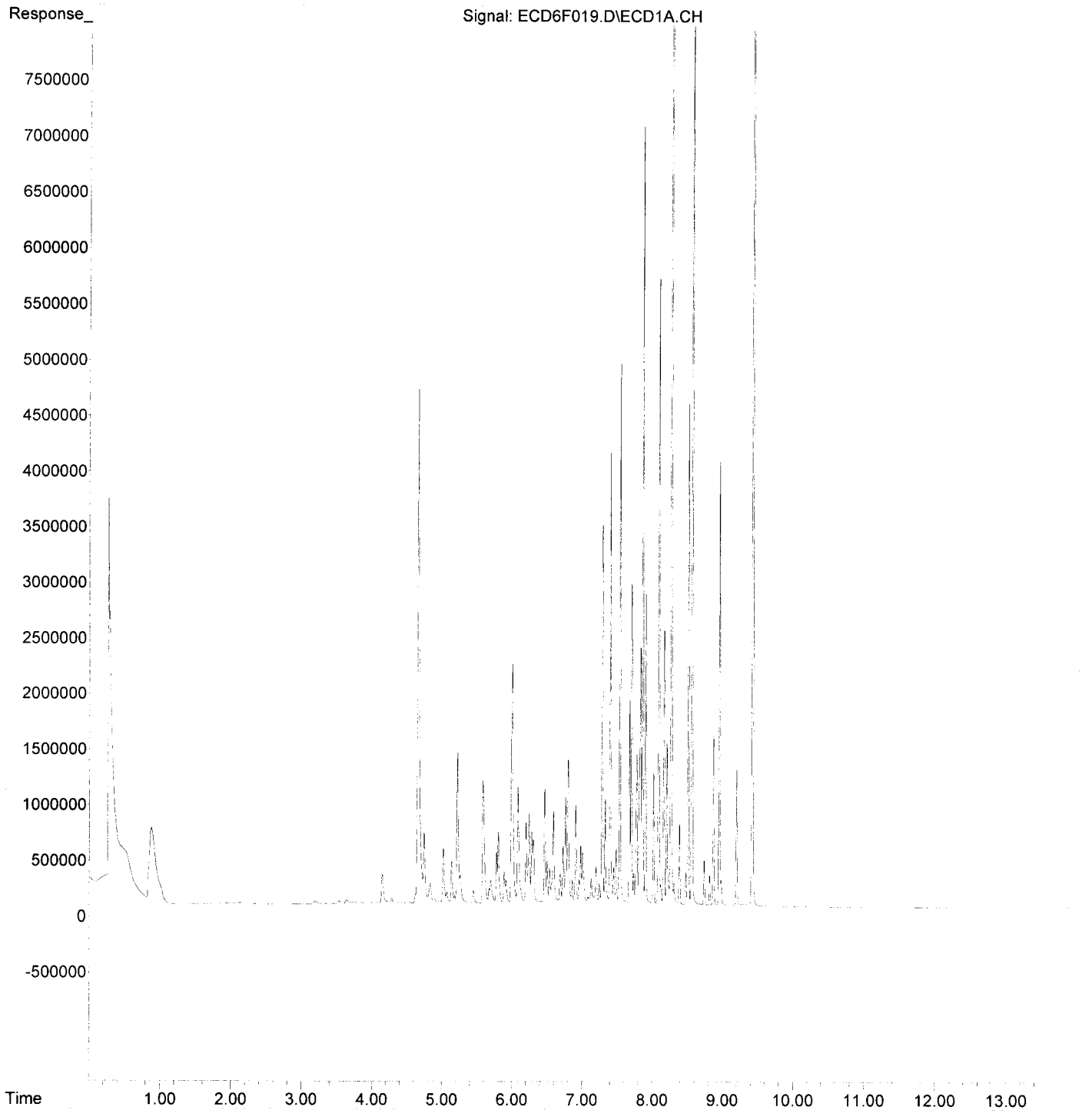

Quantitation Report (Not Reviewed)

Data Path : S:\DATA\9E24041\
Data File : ECD6F020.D
Signal(s) : ECD1A.CH
Acq On : 24 May 2019 9:26 pm
Operator : MJB/KAK
Sample : 9E24041-ICV4
Misc :
ALS Vial : 20 Sample Multiplier: 1

Integration File: PCB1.e
Quant Time: May 28 13:38:39 2019
Quant Method : S:\METHODS\FECD6_QUANTPCB_190524.M
Quant Title : PCB Data Analysis
QLast Update : Tue May 28 13:15:51 2019
Response via : Initial Calibration
Integrator: ChemStation 6890 Scale Mode: Small noise peaks clipped

5/28/19

1242, 1268

	Compound	R.T.	Response	Conc	Units
	System Monitoring Compounds				
1) S	TCMX (S)	4.657	5383061	38.762	ng/ml
62) S	DCBP (S)	9.422	5724450	40.508	ng/ml
	Target Compounds				
2)	Aroclor 1016 (1)	5.582	2200384	399.759	ng/ml
3)	Aroclor 1016 (2)	5.999	4264359	396.896	ng/ml
4)	Aroclor 1016 (3)	6.082	2177425	389.706	ng/ml
5)	Aroclor 1016 (4)	6.243	1672758	356.089	ng/ml
6)	Aroclor 1016 (5)	6.464	2163115	384.743	ng/ml
7)	Aroclor 1016 (6)	6.590	1758313	455.709	ng/ml
8)	Aroclor 1016 - AVE	0.000	0	N.D.	ng/ml
9)	Aroclor 1221 (1)	5.019	214531	120.453	ng/ml
10)	Aroclor 1221 (2)	5.138	245137	215.315	ng/ml
11)	Aroclor 1221 (3)	5.218	1094317	286.840	ng/ml
12)	Aroclor 1221 - AVE	0.000	0	N.D.	ng/ml
13)	Aroclor 1232 (1)	5.218	1094317	378.376	ng/ml
14)	Aroclor 1232 (2)	5.999	4264359	1058.972	ng/ml
15)	Aroclor 1232 (3)	6.082	2177425	1078.888	ng/ml
16)	Aroclor 1232 (4)	6.243	1672758	1113.579	ng/ml
17)	Aroclor 1232 (5)	6.464	2163115	1153.529	ng/ml
18)	Aroclor 1232 (6)	6.590	1758313	1145.615	ng/ml
19)	Aroclor 1232 - AVE	0.000	0	N.D.	ng/ml
20)	Aroclor 1242 (1)	5.582	2200384	511.985	ng/ml
21)	Aroclor 1242 (2)	5.999	4264359	498.283	ng/ml
22)	Aroclor 1242 (3)	6.082	2177425	525.164	ng/ml
23)	Aroclor 1242 (4)	6.243	1672758	504.712	ng/ml
24)	Aroclor 1242 (5)	6.464	2163115	508.616	ng/ml
25)	Aroclor 1242 (6)	6.590	1758313	496.643	ng/ml
26)	Aroclor 1242 - AVE	0.000	0	N.D.	ng/ml
27)	Aroclor 1248 (1)	5.999	4264359	885.280	ng/ml
28)	Aroclor 1248 (2)	6.243	1672758	291.257	ng/ml
29)	Aroclor 1248 (3)	6.464	2163115	319.973	ng/ml
30)	Aroclor 1248 (4)	6.763	2035608	284.522	ng/ml
31)	Aroclor 1248 (5)	6.801	2039319	295.067	ng/ml
32)	Aroclor 1248 (6)	7.279	651906	158.531	ng/ml
33)	Aroclor 1248 - AVE	0.000	0	N.D.	ng/ml
34)	Aroclor 1254 (1)	6.801	2039319	246.311	ng/ml
35)	Aroclor 1254 (2)	6.908	477979	47.429	ng/ml
36)	Aroclor 1254 (3)	7.279	651906	43.026	ng/ml
37)	Aroclor 1254 (4)	7.450	424170	45.349	ng/ml
38)	Aroclor 1254 (5)	7.830	90825	8.831	ng/ml
39)	Aroclor 1254 (6)	8.120	43193	13.625	ng/ml
40)	Aroclor 1254 - AVE	0.000	0	N.D.	ng/ml
41)	Aroclor 1260 (1)	7.419	251330	23.874	ng/ml
42)	Aroclor 1260 (2)	7.536	83910	6.485	ng/ml
43)	Aroclor 1260 (3)	8.082	3343670	356.282	ng/ml
44)	Aroclor 1260 (4)	8.266	1492789	64.365	ng/ml
45)	Aroclor 1260 (5)	8.560	13167383	853.111	ng/ml
46)	Aroclor 1260 (6)	8.954	4835139	775.773	ng/ml
47)	Aroclor 1260 - AVE	0.000	0	N.D.	ng/ml

507.567

Quantitation Report (Not Reviewed)

Data Path : S:\DATA\9E24041\
Data File : ECD6F020.D
Signal(s) : ECD1A.CH
Acq On : 24 May 2019 9:26 pm
Operator : MJB/KAK
Sample : 9E24041-ICV4
Misc :
ALS Vial : 20 Sample Multiplier: 1

Integration File: PCB1.e
Quant Time: May 28 13:38:39 2019
Quant Method : S:\METHODS\FECD6_QUANTPCB_190524.M
Quant Title : PCB Data Analysis
QLast Update : Tue May 28 13:15:51 2019
Response via : Initial Calibration
Integrator: ChemStation 6890 Scale Mode: Small noise peaks clipped

	Compound	R.T.	Response	Conc	Units
48)	Aroclor 1262 (1)	7.536	83910	8.209	ng/ml
49)	Aroclor 1262 (2)	7.860	2723773	181.878	ng/ml
50)	Aroclor 1262 (3)	8.082	3343670	273.714	ng/ml
51)	Aroclor 1262 (4)	8.266	1492789	53.480	ng/ml
52)	Aroclor 1262 (5)	8.560	13167383	796.388	ng/ml
53)	Aroclor 1262 (6)	8.954	4835139	564.526	ng/ml
54)	Aroclor 1262 - AVE	0.000	0	N.D.	ng/ml
55)	Aroclor 1268 (1)	8.082	3343670	512.040	ng/ml
56)	Aroclor 1268 (2)	8.512	16670638	521.499	ng/ml
57)	Aroclor 1268 (3)	8.560	13167383	494.496	ng/ml
58)	Aroclor 1268 (4)	8.741	11550692	487.951	ng/ml
59)	Aroclor 1268 (5)	8.954	4835139	495.965	ng/ml
60)	Aroclor 1268 (6)	9.201	34448517	492.022	ng/ml
61)	Aroclor 1268 - AVE	0.000	0	N.D.	ng/ml

500.662

(f)=RT Delta > 1/2 Window (m)=manual int.

Quantitation Report (Not Reviewed)

Data Path : S:\DATA\9E24041\
Data File : ECD6F020.D
Signal(s) : ECD1A.CH
Acq On : 24 May 2019 9:26 pm
Operator : MJB/KAK
Sample : 9E24041-ICV4
Misc :
ALS Vial : 20 Sample Multiplier: 1

Integration File: PCB1.e
Quant Time: May 28 13:38:39 2019
Quant Method : S:\METHODS\FECD6_QUANTPCB_190524.M
Quant Title : PCB Data Analysis
QLast Update : Tue May 28 13:15:51 2019
Response via : Initial Calibration
Integrator: ChemStation 6890 Scale Mode: Small noise peaks clipped

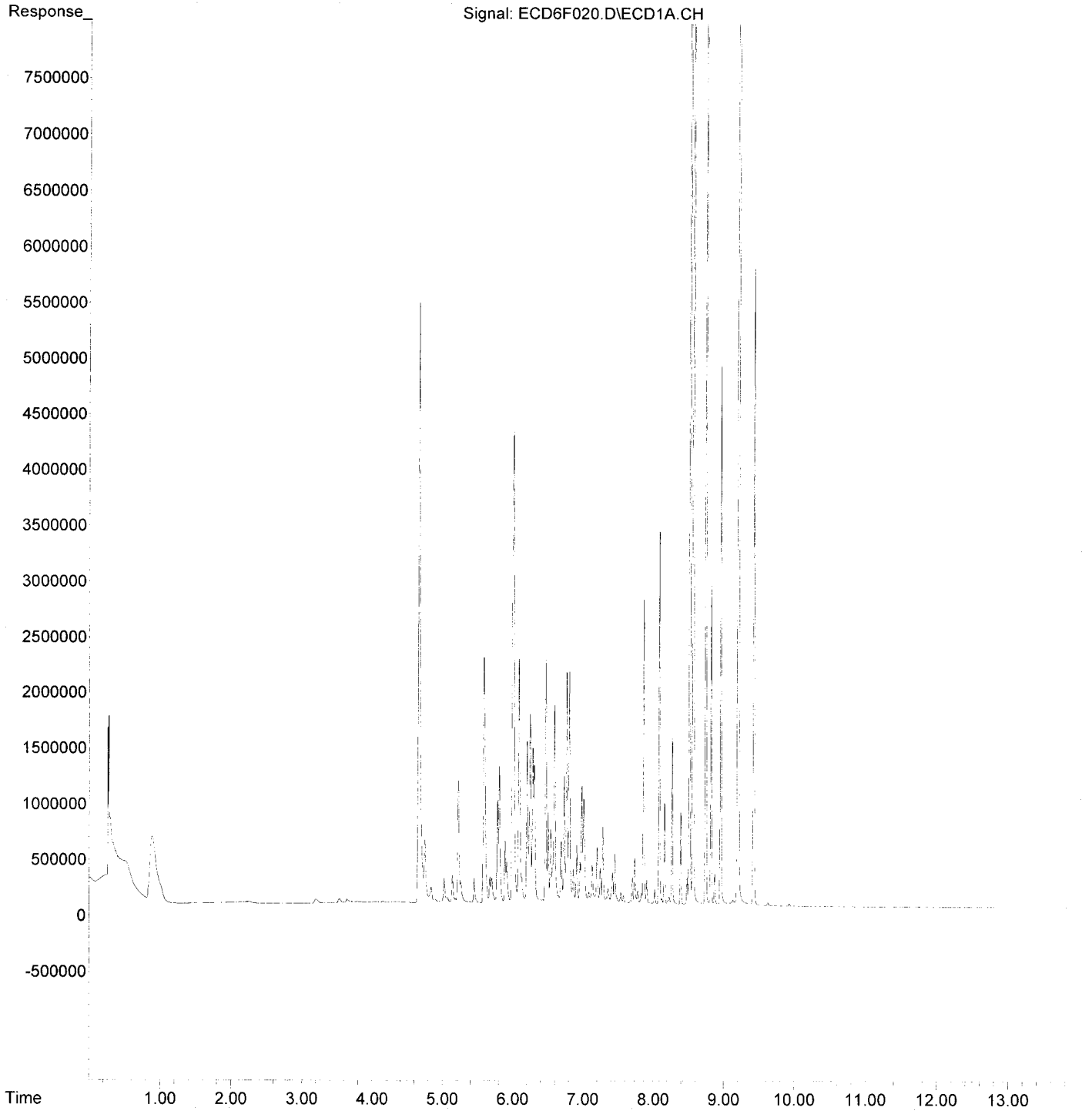

Quantitation Report (Not Reviewed)

Data Path : S:\DATA\9E24041\
Data File : ECD6F021.D
Signal(s) : ECD1A.CH
Acq On : 24 May 2019 9:44 pm
Operator : MJB/KAK
Sample : 9E24041-ICV5
Misc :
ALS Vial : 21 Sample Multiplier: 1

Integration File: PCB1.e
Quant Time: May 28 13:38:48 2019
Quant Method : S:\METHODS\FECD6_QUANTPCB_190524.M
Quant Title : PCB Data Analysis
QLast Update : Tue May 28 13:15:51 2019
Response via : Initial Calibration
Integrator: ChemStation 6890 Scale Mode: Small noise peaks clipped

5/28/19
1246

	Compound	R.T.	Response	Conc Units
	System Monitoring Compounds			
1) S	TCMX (S)	4.696	2279	0.016 ng/ml
62) S	DCBP (S)	9.424	7736	0.055 ng/ml
	Target Compounds			
2)	Aroclor 1016 (1)	5.582	1043240	189.533 ng/ml
3)	Aroclor 1016 (2)	5.999	2255016	209.881 ng/ml
4)	Aroclor 1016 (3)	6.081	1182568	211.651 ng/ml
5)	Aroclor 1016 (4)	6.243	2928542	623.414 ng/ml
6)	Aroclor 1016 (5)	6.464	3429865	610.054 ng/ml
7)	Aroclor 1016 (6)	6.591	2591041	671.530 ng/ml
8)	Aroclor 1016 - AVE	0.000	0	N.D. ng/ml
9)	Aroclor 1221 (1)	5.020	44585	25.033 ng/ml
10)	Aroclor 1221 (2)	5.137	27443	24.104 ng/ml
11)	Aroclor 1221 (3)	5.220	113944	29.867 ng/ml
12)	Aroclor 1221 - AVE	0.000	0	N.D. ng/ml
13)	Aroclor 1232 (1)	5.220	113944	39.398 ng/ml
14)	Aroclor 1232 (2)	5.999	2255016	559.990 ng/ml
15)	Aroclor 1232 (3)	6.081	1182568	585.948 ng/ml
16)	Aroclor 1232 (4)	6.243	2928542	1949.573 ng/ml
17)	Aroclor 1232 (5)	6.464	3429865	1829.051 ng/ml
18)	Aroclor 1232 (6)	6.591	2591041	1688.172 ng/ml
19)	Aroclor 1232 - AVE	0.000	0	N.D. ng/ml
20)	Aroclor 1242 (1)	5.582	1043240	242.741 ng/ml
21)	Aroclor 1242 (2)	5.999	2255016	263.495 ng/ml
22)	Aroclor 1242 (3)	6.081	1182568	285.219 ng/ml
23)	Aroclor 1242 (4)	6.243	2928542	883.613 ng/ml
24)	Aroclor 1242 (5)	6.464	3429865	806.468 ng/ml
25)	Aroclor 1242 (6)	6.591	2591041	731.850 ng/ml
26)	Aroclor 1242 - AVE	0.000	0	N.D. ng/ml
27)	Aroclor 1248 (1)	5.999	2255016	468.141 ng/ml
28)	Aroclor 1248 (2)	6.243	2928542	509.911 ng/ml
29)	Aroclor 1248 (3)	6.464	3429865	507.354 ng/ml
30)	Aroclor 1248 (4)	6.763	3580993	500.524 ng/ml
31)	Aroclor 1248 (5)	6.799	3677296	532.064 ng/ml
32)	Aroclor 1248 (6)	7.279	2052779	499.197 ng/ml
33)	Aroclor 1248 - AVE	0.000	0	N.D. ng/ml
34)	Aroclor 1254 (1)	6.799	3677296	444.147 ng/ml
35)	Aroclor 1254 (2)	6.909	1303522	129.346 ng/ml
36)	Aroclor 1254 (3)	7.279	2052779	135.482 ng/ml
37)	Aroclor 1254 (4)	7.450	1350132	144.347 ng/ml
38)	Aroclor 1254 (5)	7.830	327969	31.889 ng/ml
39)	Aroclor 1254 (6)	8.121	127874	40.336 ng/ml
40)	Aroclor 1254 - AVE	0.000	0	N.D. ng/ml
41)	Aroclor 1260 (1)	7.419	685583	65.124 ng/ml
42)	Aroclor 1260 (2)	7.536	183208	14.158 ng/ml
43)	Aroclor 1260 (3)	8.092	30152	3.213 ng/ml
44)	Aroclor 1260 (4)	8.266	74746	3.223 ng/ml
45)	Aroclor 1260 (5)	8.564	63053	4.085 ng/ml
46)	Aroclor 1260 (6)	8.954	19762	3.171 ng/ml
47)	Aroclor 1260 - AVE	0.000	0	N.D. ng/ml

502.865

Data Path : S:\DATA\9E24041\
Data File : ECD6F021.D
Signal(s) : ECD1A.CH
Acq On : 24 May 2019 9:44 pm
Operator : MJB/KAK
Sample : 9E24041-ICV5
Misc :
ALS Vial : 21 Sample Multiplier: 1

Integration File: PCB1.e
Quant Time: May 28 13:38:48 2019
Quant Method : S:\METHODS\FECD6_QUANTPCB_190524.M
Quant Title : PCB Data Analysis
QLast Update : Tue May 28 13:15:51 2019
Response via : Initial Calibration
Integrator: ChemStation 6890 Scale Mode: Small noise peaks clipped

	Compound	R.T.	Response	Conc Units
48)	Aroclor 1262 (1)	7.536	183208	17.924 ng/ml
49)	Aroclor 1262 (2)	7.830	327969	21.900 ng/ml
50)	Aroclor 1262 (3)	8.092	30152	2.468 ng/ml
51)	Aroclor 1262 (4)	8.266	74746	2.678 ng/ml
52)	Aroclor 1262 (5)	8.564	63053	3.814 ng/ml
53)	Aroclor 1262 (6)	8.954	19762	2.307 ng/ml
54)	Aroclor 1262 - AVE	0.000	0	N.D. ng/ml
55)	Aroclor 1268 (1)	8.092	30152	4.617 ng/ml
56)	Aroclor 1268 (2)	8.512	19232	0.602 ng/ml
57)	Aroclor 1268 (3)	8.564	63053	2.368 ng/ml
58)	Aroclor 1268 (4)	8.739	5217	0.220 ng/ml
59)	Aroclor 1268 (5)	8.954	19762	2.027 ng/ml
60)	Aroclor 1268 (6)	9.199	13241	0.189 ng/ml
61)	Aroclor 1268 - AVE	0.000	0	N.D. ng/ml

(f)=RT Delta > 1/2 Window (m)=manual int.

Quantitation Report (Not Reviewed)

Data Path : S:\DATA\9E24041\
Data File : ECD6F021.D
Signal(s) : ECD1A.CH
Acq On : 24 May 2019 9:44 pm
Operator : MJB/KAK
Sample : 9E24041-ICV5
Misc :
ALS Vial : 21 Sample Multiplier: 1

Integration File: PCB1.e
Quant Time: May 28 13:38:48 2019
Quant Method : S:\METHODS\FECD6_QUANTPCB_190524.M
Quant Title : PCB Data Analysis
QLast Update : Tue May 28 13:15:51 2019
Response via : Initial Calibration
Integrator: ChemStation 6890 Scale Mode: Small noise peaks clipped

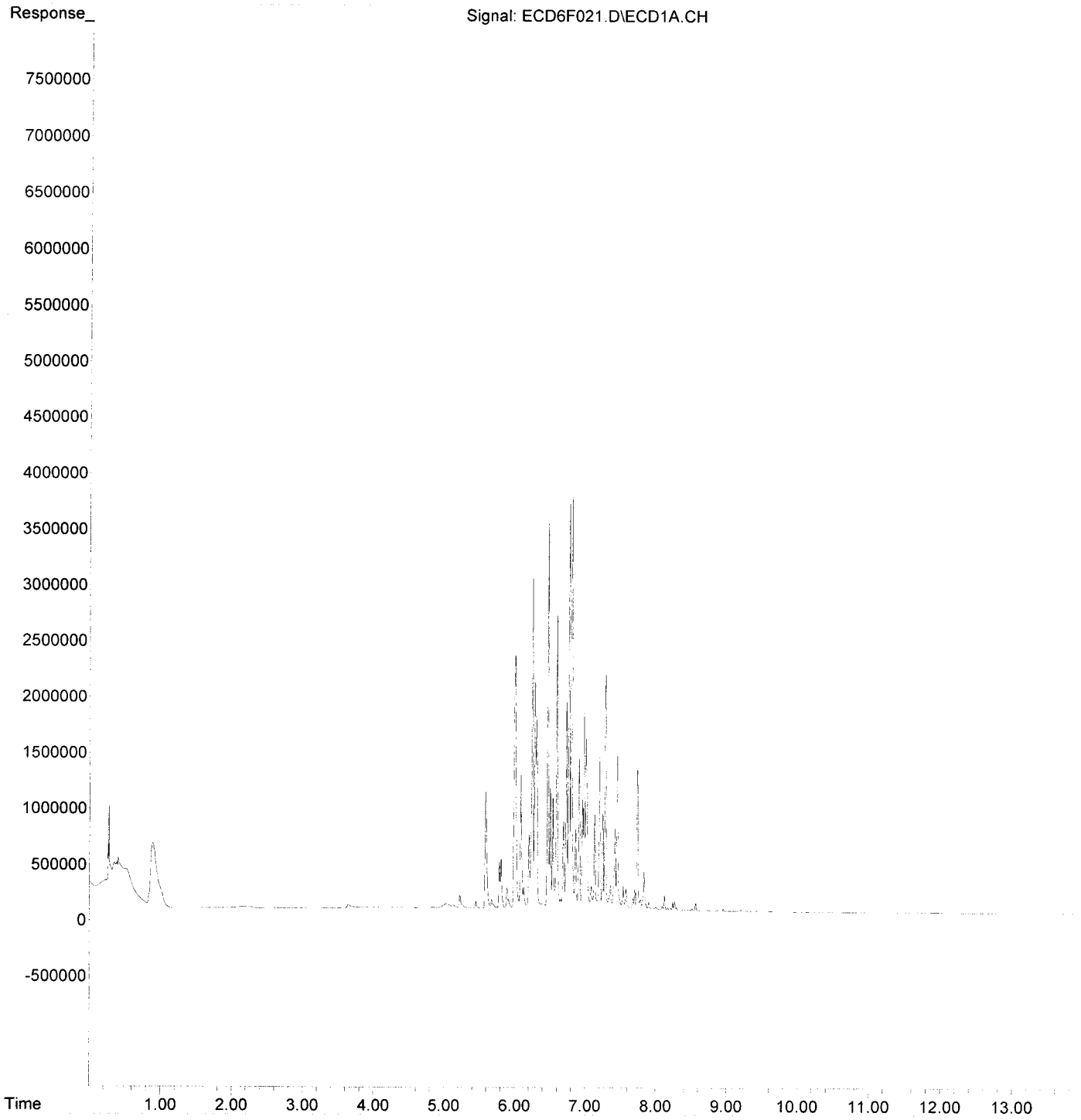

Quantitation Report (Not Reviewed)

Data Path : S:\DATA\9E24041\
Data File : ECD6F009.D
Signal(s) : ECD1A.CH
Acq On : 24 May 2019 6:08 pm
Operator : MJB/KAK
Sample : Carryover Check
Misc :
ALS Vial : 1 Sample Multiplier: 1

Integration File: PCB1.e
Quant Time: May 28 13:38:02 2019
Quant Method : S:\METHODS\FECD6_QUANTPCB_190524.M
Quant Title : PCB Data Analysis
QLast Update : Tue May 28 13:15:51 2019
Response via : Initial Calibration
Integrator: ChemStation 6890 Scale Mode: Small noise peaks clipped

5/28/19
Clean

	Compound	R.T.	Response	Conc Units
	System Monitoring Compounds			
1) S	TCMX (S)	4.657	3868	0.028 ng/ml
62) S	DCBP (S)	9.425	53666	0.380 ng/ml
	Target Compounds			
2)	Aroclor 1016 (1)	5.591	3279	0.596 ng/ml
3)	Aroclor 1016 (2)	5.999	4624	0.430 ng/ml
4)	Aroclor 1016 (3)	6.083	2355	0.421 ng/ml
5)	Aroclor 1016 (4)	6.221	7726	1.645 ng/ml
6)	Aroclor 1016 (5)	6.463	2415	0.429 ng/ml
7)	Aroclor 1016 (6)	6.592	1844	0.478 ng/ml
8)	Aroclor 1016 - AVE	0.000	0	N.D. ng/ml
9)	Aroclor 1221 (1)	5.030	13209	7.417 ng/ml
10)	Aroclor 1221 (2)	5.172	1580	1.388 ng/ml
11)	Aroclor 1221 (3)	5.230	5886	1.543 ng/ml
12)	Aroclor 1221 - AVE	0.000	0	N.D. ng/ml
13)	Aroclor 1232 (1)	5.230	5886	2.035 ng/ml
14)	Aroclor 1232 (2)	5.999	4624	1.148 ng/ml
15)	Aroclor 1232 (3)	6.083	2355	1.167 ng/ml
16)	Aroclor 1232 (4)	6.221	7726	5.143 ng/ml
17)	Aroclor 1232 (5)	6.463	2415	1.288 ng/ml
18)	Aroclor 1232 (6)	6.592	1844	1.202 ng/ml
19)	Aroclor 1232 - AVE	0.000	0	N.D. ng/ml
20)	Aroclor 1242 (1)	5.591	3279	0.763 ng/ml
21)	Aroclor 1242 (2)	6.003	4553	0.532 ng/ml
22)	Aroclor 1242 (3)	6.083	2355	0.568 ng/ml
23)	Aroclor 1242 (4)	6.221	7726	2.331 ng/ml
24)	Aroclor 1242 (5)	6.463	2415	0.568 ng/ml
25)	Aroclor 1242 (6)	6.592	1844	0.521 ng/ml
26)	Aroclor 1242 - AVE	0.000	0	N.D. ng/ml
27)	Aroclor 1248 (1)	5.999	4624	0.960 ng/ml
28)	Aroclor 1248 (2)	6.221	7726	1.345 ng/ml
29)	Aroclor 1248 (3)	6.463	2415	0.357 ng/ml
30)	Aroclor 1248 (4)	6.729	6332	0.885 ng/ml
31)	Aroclor 1248 (5)	6.819	935	0.135 ng/ml
32)	Aroclor 1248 (6)	7.226f	14469	3.519 ng/ml
33)	Aroclor 1248 - AVE	0.000	0	N.D. ng/ml
34)	Aroclor 1254 (1)	6.819	935	0.113 ng/ml
35)	Aroclor 1254 (2)	6.899	760	0.075 ng/ml
36)	Aroclor 1254 (3)	7.226f	14469	0.955 ng/ml
37)	Aroclor 1254 (4)	7.462	11989	1.282 ng/ml
38)	Aroclor 1254 (5)	7.831	14893	1.448 ng/ml
39)	Aroclor 1254 (6)	8.119	9481	2.991 ng/ml
40)	Aroclor 1254 - AVE	0.000	0	N.D. ng/ml
41)	Aroclor 1260 (1)	7.402	14355	1.364 ng/ml
42)	Aroclor 1260 (2)	7.539	10657	0.824 ng/ml
43)	Aroclor 1260 (3)	8.091	13323	1.420 ng/ml
44)	Aroclor 1260 (4)	8.267	16528	0.713 ng/ml
45)	Aroclor 1260 (5)	8.567	16592	1.075 ng/ml
46)	Aroclor 1260 (6)	8.953	19143	3.071 ng/ml
47)	Aroclor 1260 - AVE	0.000	0	N.D. ng/ml

Quantitation Report (Not Reviewed)

Data Path : S:\DATA\9E24041\
Data File : ECD6F009.D
Signal(s) : ECD1A.CH
Acq On : 24 May 2019 6:08 pm
Operator : MJB/KAK
Sample : Carryover Check
Misc :
ALS Vial : 1 Sample Multiplier: 1

Integration File: PCB1.e
Quant Time: May 28 13:38:02 2019
Quant Method : S:\METHODS\FECD6_QUANTPCB_190524.M
Quant Title : PCB Data Analysis
QLast Update : Tue May 28 13:15:51 2019
Response via : Initial Calibration
Integrator: ChemStation 6890 Scale Mode: Small noise peaks clipped

	Compound	R.T.	Response	Conc Units
48)	Aroclor 1262 (1)	7.539	10657	1.043 ng/ml
49)	Aroclor 1262 (2)	7.861	12922	0.863 ng/ml
50)	Aroclor 1262 (3)	8.091	13323	1.091 ng/ml
51)	Aroclor 1262 (4)	8.267	16528	0.592 ng/ml
52)	Aroclor 1262 (5)	8.567	16592	1.004 ng/ml
53)	Aroclor 1262 (6)	8.953	19143	2.235 ng/ml
54)	Aroclor 1262 - AVE	0.000	0	N.D. ng/ml
55)	Aroclor 1268 (1)	8.091	13323	2.040 ng/ml
56)	Aroclor 1268 (2)	8.515	13238	0.414 ng/ml
57)	Aroclor 1268 (3)	8.567	16592	0.623 ng/ml
58)	Aroclor 1268 (4)	8.742	14020	0.592 ng/ml
59)	Aroclor 1268 (5)	8.953	19143	1.964 ng/ml
60)	Aroclor 1268 (6)	9.201	22087	0.315 ng/ml
61)	Aroclor 1268 - AVE	0.000	0	N.D. ng/ml

(f)=RT Delta > 1/2 Window (m)=manual int.

Quantitation Report (Not Reviewed)

Data Path : S:\DATA\9E24041\
Data File : ECD6F009.D
Signal(s) : ECD1A.CH
Acq On : 24 May 2019 6:08 pm
Operator : MJB/KAK
Sample : Carryover Check
Misc :
ALS Vial : 1 Sample Multiplier: 1

Integration File: PCB1.e
Quant Time: May 28 13:38:02 2019
Quant Method : S:\METHODS\FECD6_QUANTPCB_190524.M
Quant Title : PCB Data Analysis
QLast Update : Tue May 28 13:15:51 2019
Response via : Initial Calibration
Integrator: ChemStation 6890 Scale Mode: Small noise peaks clipped

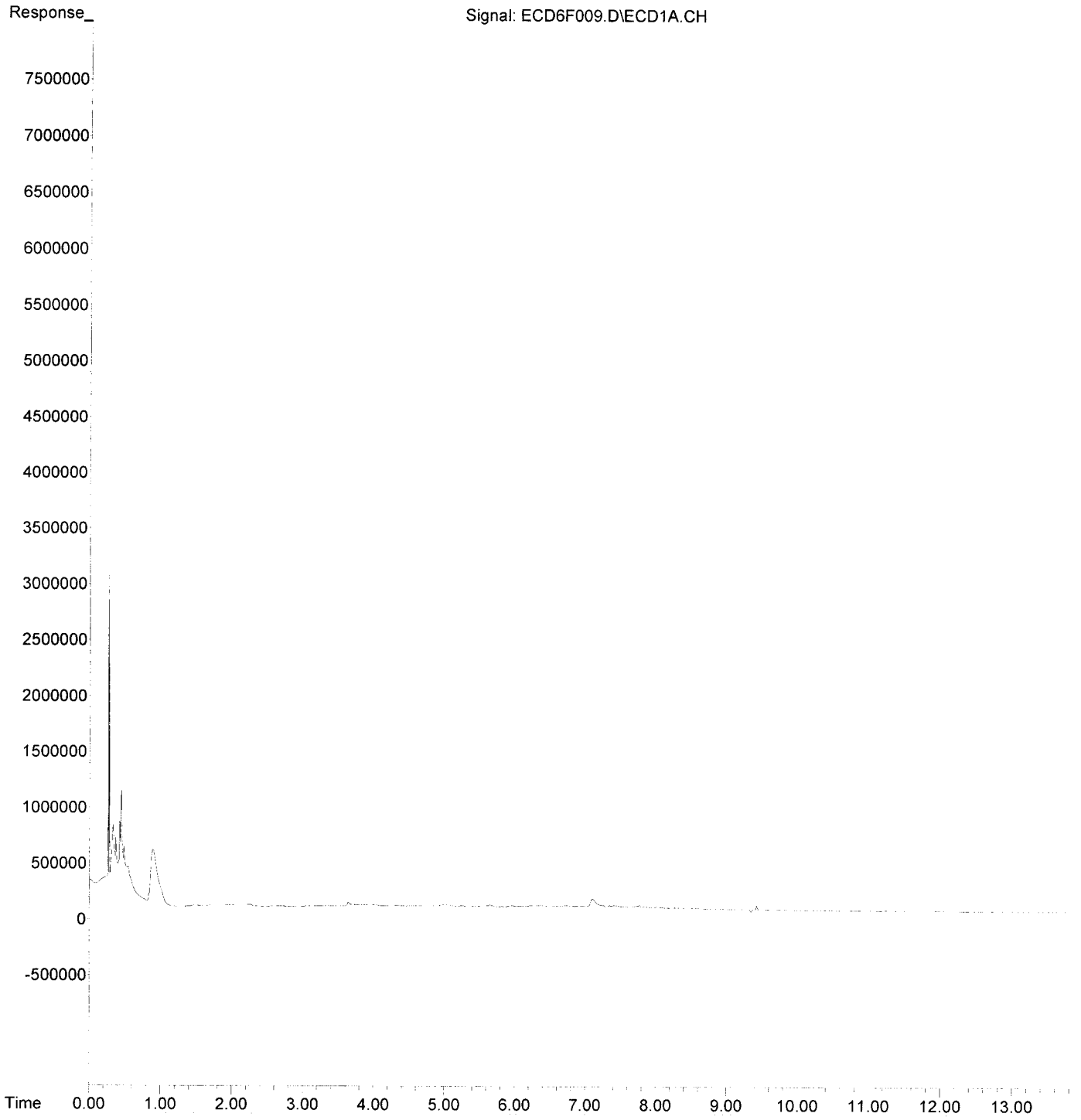

Quantitation Report (QT Reviewed)

Data Path : S:\DATA\9E24041\requant\
Data File : ECD6F002.D
Signal(s) : ECD1A.CH
Acq On : 24 May 2019 4:03 pm
Operator : MJB/KAK
Sample : 9E24041-CAL1
Misc :
ALS Vial : 3 Sample Multiplier: 1

Integration File: PCB1.e
Quant Time: May 28 13:21:54 2019
Quant Method : S:\METHODS\FECD6_QUANTPCB_190524.M
Quant Title : PCB Data Analysis
QLast Update : Tue May 28 13:15:51 2019
Response via : Initial Calibration
Integrator: ChemStation 6890 Scale Mode: Small noise peaks clipped

	Compound	R.T.	Response	Conc	Units
	System Monitoring Compounds				
1) S	TCMX (S)	4.658	1199609	8.638	ng/ml
62) S	DCBP (S)	9.424	1291650	9.140	ng/ml
	Target Compounds				
2)	Aroclor 1016 (1)	5.582	118614	21.549	ng/ml
3)	Aroclor 1016 (2)	6.000	212613	19.789	ng/ml
4)	Aroclor 1016 (3)	6.082	123322	22.072	ng/ml
5)	Aroclor 1016 (4)	6.243	113455	24.152	ng/ml
6)	Aroclor 1016 (5)	6.464	129022	22.948	ng/ml
7)	Aroclor 1016 (6)	6.590	87861	22.771	ng/ml
8)	Aroclor 1016 - AVE	0.000	0	N.D.	ng/ml
9)	Aroclor 1221 (1)	0.000	0	N.D.	ng/mld
10)	Aroclor 1221 (2)	0.000	0	N.D.	ng/mld
11)	Aroclor 1221 (3)	0.000	0	N.D.	ng/mld
12)	Aroclor 1221 - AVE	0.000	0	N.D.	ng/mld
13)	Aroclor 1232 (1)	0.000	0	N.D.	ng/mld
14)	Aroclor 1232 (2)	0.000	0	N.D.	ng/mld
15)	Aroclor 1232 (3)	0.000	0	N.D.	ng/mld
16)	Aroclor 1232 (4)	0.000	0	N.D.	ng/mld
17)	Aroclor 1232 (5)	0.000	0	N.D.	ng/mld
18)	Aroclor 1232 (6)	0.000	0	N.D.	ng/mld
19)	Aroclor 1232 - AVE	0.000	0	N.D.	ng/mld
20)	Aroclor 1242 (1)	0.000	0	N.D.	ng/mld
21)	Aroclor 1242 (2)	0.000	0	N.D.	ng/mld
22)	Aroclor 1242 (3)	0.000	0	N.D.	ng/mld
23)	Aroclor 1242 (4)	0.000	0	N.D.	ng/mld
24)	Aroclor 1242 (5)	0.000	0	N.D.	ng/mld
25)	Aroclor 1242 (6)	0.000	0	N.D.	ng/mld
26)	Aroclor 1242 - AVE	0.000	0	N.D.	ng/mld
27)	Aroclor 1248 (1)	0.000	0	N.D.	ng/mld
28)	Aroclor 1248 (2)	0.000	0	N.D.	ng/mld
29)	Aroclor 1248 (3)	0.000	0	N.D.	ng/mld
30)	Aroclor 1248 (4)	0.000	0	N.D.	ng/mld
31)	Aroclor 1248 (5)	0.000	0	N.D.	ng/mld
32)	Aroclor 1248 (6)	0.000	0	N.D.	ng/mld
33)	Aroclor 1248 - AVE	0.000	0	N.D.	ng/mld
34)	Aroclor 1254 (1)	0.000	0	N.D.	ng/mld
35)	Aroclor 1254 (2)	0.000	0	N.D.	ng/mld
36)	Aroclor 1254 (3)	0.000	0	N.D.	ng/mld
37)	Aroclor 1254 (4)	0.000	0	N.D.	ng/mld
38)	Aroclor 1254 (5)	0.000	0	N.D.	ng/mld
39)	Aroclor 1254 (6)	0.000	0	N.D.	ng/mld
40)	Aroclor 1254 - AVE	0.000	0	N.D.	ng/mld
41)	Aroclor 1260 (1)	7.399	233031	22.136	ng/ml
42)	Aroclor 1260 (2)	7.537	274270	21.196	ng/ml
43)	Aroclor 1260 (3)	8.092	190215	20.268	ng/ml
44)	Aroclor 1260 (4)	8.266	431729	18.615	ng/ml
45)	Aroclor 1260 (5)	8.564	301972	19.565	ng/ml
46)	Aroclor 1260 (6)	8.955	142473	22.859	ng/ml
47)	Aroclor 1260 - AVE	0.000	0	N.D.	ng/ml

5/28/19

07/08/19 Anchor Port of Portland - T4 - PDI Page 512 of 1512

Quantitation Report (QT Reviewed)

Data Path : S:\DATA\9E24041\requant\
Data File : ECD6F002.D
Signal(s) : ECD1A.CH
Acq On : 24 May 2019 4:03 pm
Operator : MJB/KAK
Sample : 9E24041-CAL1
Misc :
ALS Vial : 3 Sample Multiplier: 1

Integration File: PCB1.e
Quant Time: May 28 13:21:54 2019
Quant Method : S:\METHODS\FECD6_QUANTPCB_190524.M
Quant Title : PCB Data Analysis
QLast Update : Tue May 28 13:15:51 2019
Response via : Initial Calibration
Integrator: ChemStation 6890 Scale Mode: Small noise peaks clipped

	Compound	R.T.	Response	Conc	Units
48)	Aroclor 1262 (1)	0.000	0	N.D.	ng/mld
49)	Aroclor 1262 (2)	0.000	0	N.D.	ng/mld
50)	Aroclor 1262 (3)	0.000	0	N.D.	ng/mld
51)	Aroclor 1262 (4)	0.000	0	N.D.	ng/mld
52)	Aroclor 1262 (5)	0.000	0	N.D.	ng/mld
53)	Aroclor 1262 (6)	0.000	0	N.D.	ng/mld
54)	Aroclor 1262 - AVE	0.000	0	N.D.	ng/mld
55)	Aroclor 1268 (1)	0.000	0	N.D.	ng/mld
56)	Aroclor 1268 (2)	0.000	0	N.D.	ng/mld
57)	Aroclor 1268 (3)	0.000	0	N.D.	ng/mld
58)	Aroclor 1268 (4)	0.000	0	N.D.	ng/mld
59)	Aroclor 1268 (5)	0.000	0	N.D.	ng/mld
60)	Aroclor 1268 (6)	0.000	0	N.D.	ng/mld
61)	Aroclor 1268 - AVE	0.000	0	N.D.	ng/mld

(f)=RT Delta > 1/2 Window (m)=manual int.

Data Path : S:\DATA\9E24041\requant\
Data File : ECD6F002.D
Signal(s) : ECD1A.CH
Acq On : 24 May 2019 4:03 pm
Operator : MJB/KAK
Sample : 9E24041-CAL1
Misc :
ALS Vial : 3 Sample Multiplier: 1

Integration File: PCB1.e
Quant Time: May 28 13:21:54 2019
Quant Method : S:\METHODS\FECD6_QUANTPCB_190524.M
Quant Title : PCB Data Analysis
QLast Update : Tue May 28 13:15:51 2019
Response via : Initial Calibration
Integrator: ChemStation 6890 Scale Mode: Small noise peaks clipped

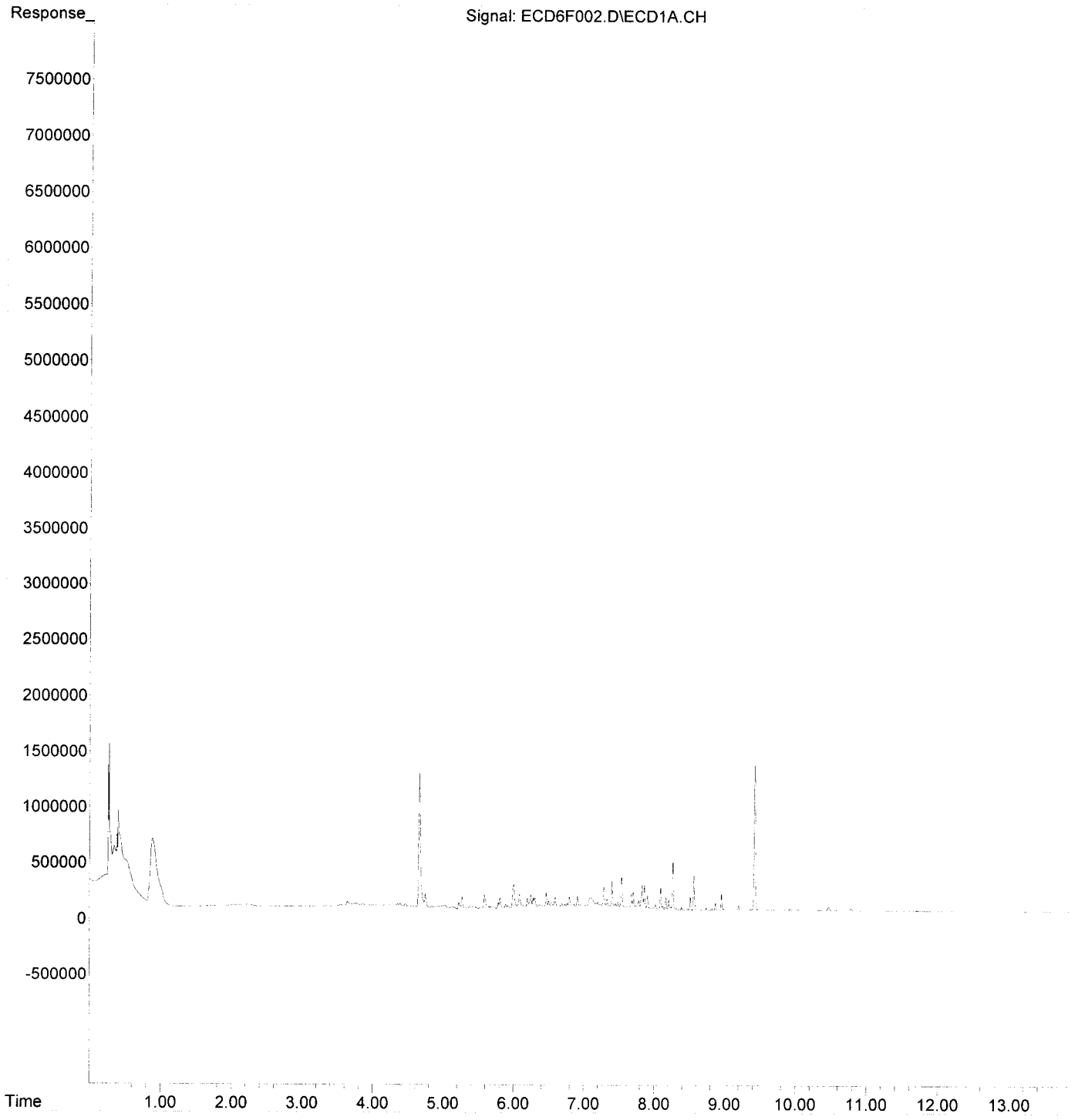

Quantitation Report (QT Reviewed)

Data Path : S:\DATA\9E24041\requant\
Data File : ECD6F003.D
Signal(s) : ECD1A.CH
Acq On : 24 May 2019 4:20 pm
Operator : MJB/KAK
Sample : 9E24041-CAL2
Misc :
ALS Vial : 4 Sample Multiplier: 1

Integration File: PCB1.e
Quant Time: May 28 13:22:03 2019
Quant Method : S:\METHODS\FECD6_QUANTPCB_190524.M
Quant Title : PCB Data Analysis
QLast Update : Tue May 28 13:15:51 2019
Response via : Initial Calibration
Integrator: ChemStation 6890 Scale Mode: Small noise peaks clipped

	Compound	R.T.	Response	Conc	Units	
	System Monitoring Compounds					
1) S	TCMX (S)	4.657	3182297	22.915	ng/ml	✓
62) S	DCBP (S)	9.424	3265322	23.106	ng/ml	✓
	Target Compounds					
2)	Aroclor 1016 (1)	5.582	280843	51.023	ng/ml	
3)	Aroclor 1016 (2)	6.000	542122	50.457	ng/ml	
4)	Aroclor 1016 (3)	6.082	292244	52.305	ng/ml	
5)	Aroclor 1016 (4)	6.243	252675	53.788	ng/ml	✓
6)	Aroclor 1016 (5)	6.464	305185	54.282	ng/ml	
7)	Aroclor 1016 (6)	6.590	205249	53.195	ng/ml	
8)	Aroclor 1016 - AVE	0.000	0	N.D.	ng/ml	
9)	Aroclor 1221 (1)	0.000	0	N.D.	ng/mld	
10)	Aroclor 1221 (2)	0.000	0	N.D.	ng/mld	
11)	Aroclor 1221 (3)	0.000	0	N.D.	ng/mld	
12)	Aroclor 1221 - AVE	0.000	0	N.D.	ng/mld	
13)	Aroclor 1232 (1)	0.000	0	N.D.	ng/mld	
14)	Aroclor 1232 (2)	0.000	0	N.D.	ng/mld	
15)	Aroclor 1232 (3)	0.000	0	N.D.	ng/mld	
16)	Aroclor 1232 (4)	0.000	0	N.D.	ng/mld	
17)	Aroclor 1232 (5)	0.000	0	N.D.	ng/mld	
18)	Aroclor 1232 (6)	0.000	0	N.D.	ng/mld	
19)	Aroclor 1232 - AVE	0.000	0	N.D.	ng/mld	
20)	Aroclor 1242 (1)	0.000	0	N.D.	ng/mld	
21)	Aroclor 1242 (2)	0.000	0	N.D.	ng/mld	
22)	Aroclor 1242 (3)	0.000	0	N.D.	ng/mld	
23)	Aroclor 1242 (4)	0.000	0	N.D.	ng/mld	
24)	Aroclor 1242 (5)	0.000	0	N.D.	ng/mld	
25)	Aroclor 1242 (6)	0.000	0	N.D.	ng/mld	
26)	Aroclor 1242 - AVE	0.000	0	N.D.	ng/mld	
27)	Aroclor 1248 (1)	0.000	0	N.D.	ng/mld	
28)	Aroclor 1248 (2)	0.000	0	N.D.	ng/mld	
29)	Aroclor 1248 (3)	0.000	0	N.D.	ng/mld	
30)	Aroclor 1248 (4)	0.000	0	N.D.	ng/mld	
31)	Aroclor 1248 (5)	0.000	0	N.D.	ng/mld	
32)	Aroclor 1248 (6)	0.000	0	N.D.	ng/mld	
33)	Aroclor 1248 - AVE	0.000	0	N.D.	ng/mld	
34)	Aroclor 1254 (1)	0.000	0	N.D.	ng/mld	
35)	Aroclor 1254 (2)	0.000	0	N.D.	ng/mld	
36)	Aroclor 1254 (3)	0.000	0	N.D.	ng/mld	
37)	Aroclor 1254 (4)	0.000	0	N.D.	ng/mld	
38)	Aroclor 1254 (5)	0.000	0	N.D.	ng/mld	
39)	Aroclor 1254 (6)	0.000	0	N.D.	ng/mld	
40)	Aroclor 1254 - AVE	0.000	0	N.D.	ng/mld	
41)	Aroclor 1260 (1)	7.399	534461	50.769	ng/ml	
42)	Aroclor 1260 (2)	7.536	654585	50.586	ng/ml	
43)	Aroclor 1260 (3)	8.092	462770	49.310	ng/ml	
44)	Aroclor 1260 (4)	8.266	1143521	49.305	ng/ml	
45)	Aroclor 1260 (5)	8.564	745753	48.317	ng/ml	✓
46)	Aroclor 1260 (6)	8.954	323257	51.865	ng/ml	
47)	Aroclor 1260 - AVE	0.000	0	N.D.	ng/ml	

5/28/19

Quantitation Report (QT Reviewed)

Data Path : S:\DATA\9E24041\requant\
Data File : ECD6F003.D
Signal(s) : ECD1A.CH
Acq On : 24 May 2019 4:20 pm
Operator : MJB/KAK
Sample : 9E24041-CAL2
Misc :
ALS Vial : 4 Sample Multiplier: 1

Integration File: PCB1.e
Quant Time: May 28 13:22:03 2019
Quant Method : S:\METHODS\FECD6_QUANTPCB_190524.M
Quant Title : PCB Data Analysis
QLast Update : Tue May 28 13:15:51 2019
Response via : Initial Calibration
Integrator: ChemStation 6890 Scale Mode: Small noise peaks clipped

	Compound	R.T.	Response	Conc	Units
48)	Aroclor 1262 (1)	0.000	0	N.D.	ng/mld
49)	Aroclor 1262 (2)	0.000	0	N.D.	ng/mld
50)	Aroclor 1262 (3)	0.000	0	N.D.	ng/mld
51)	Aroclor 1262 (4)	0.000	0	N.D.	ng/mld
52)	Aroclor 1262 (5)	0.000	0	N.D.	ng/mld
53)	Aroclor 1262 (6)	0.000	0	N.D.	ng/mld
54)	Aroclor 1262 - AVE	0.000	0	N.D.	ng/mld
55)	Aroclor 1268 (1)	0.000	0	N.D.	ng/mld
56)	Aroclor 1268 (2)	0.000	0	N.D.	ng/mld
57)	Aroclor 1268 (3)	0.000	0	N.D.	ng/mld
58)	Aroclor 1268 (4)	0.000	0	N.D.	ng/mld
59)	Aroclor 1268 (5)	0.000	0	N.D.	ng/mld
60)	Aroclor 1268 (6)	0.000	0	N.D.	ng/mld
61)	Aroclor 1268 - AVE	0.000	0	N.D.	ng/mld

(f)=RT Delta > 1/2 Window (m)=manual int.

Quantitation Report (QT Reviewed)

Data Path : S:\DATA\9E24041\requant\
Data File : ECD6F003.D
Signal(s) : ECD1A.CH
Acq On : 24 May 2019 4:20 pm
Operator : MJB/KAK
Sample : 9E24041-CAL2
Misc :
ALS Vial : 4 Sample Multiplier: 1

Integration File: PCB1.e
Quant Time: May 28 13:22:03 2019
Quant Method : S:\METHODS\FECD6_QUANTPCB_190524.M
Quant Title : PCB Data Analysis
QLast Update : Tue May 28 13:15:51 2019
Response via : Initial Calibration
Integrator: ChemStation 6890 Scale Mode: Small noise peaks clipped

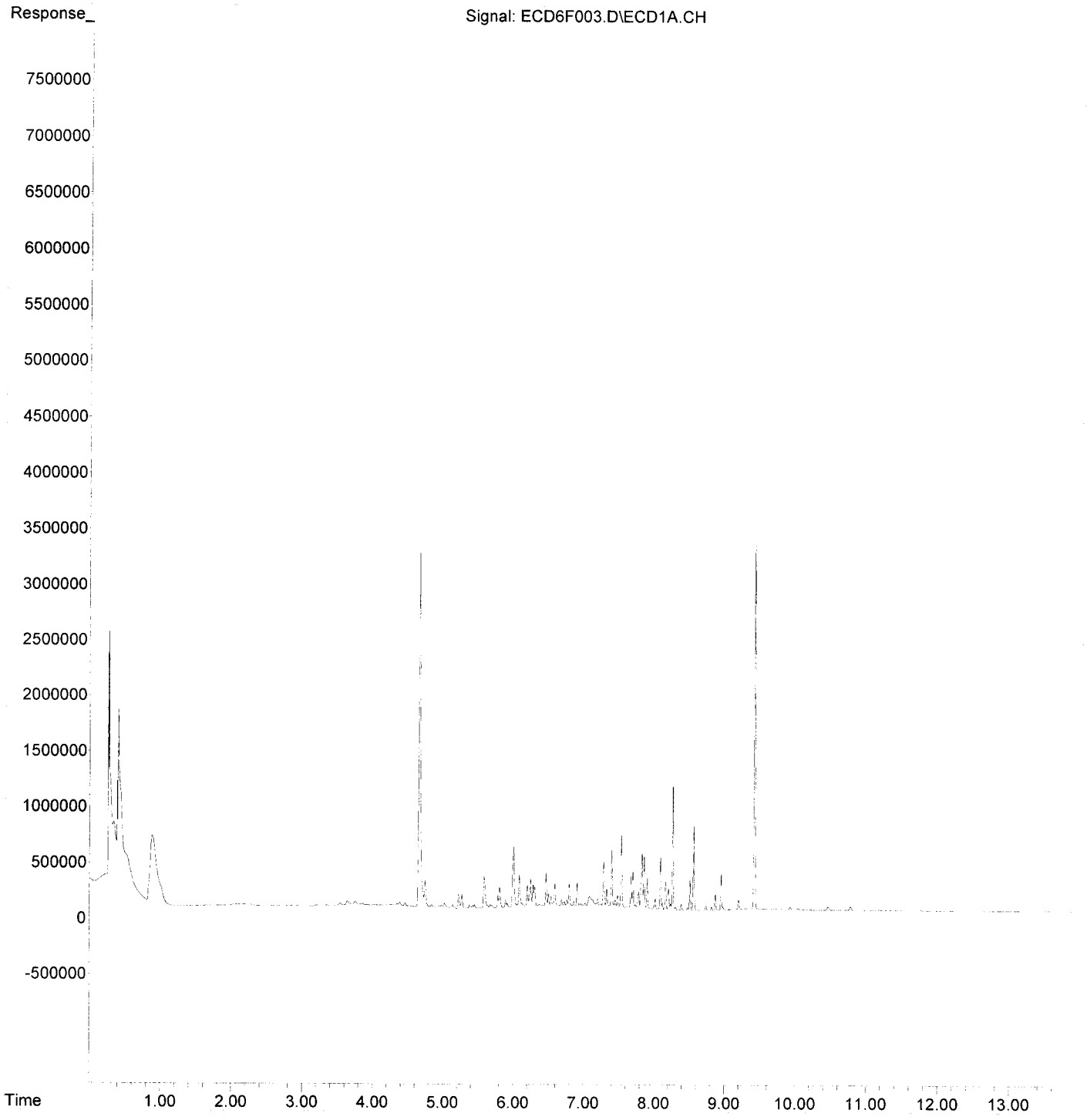

Quantitation Report (QT Reviewed)

Data Path : S:\DATA\9E24041\requant\
Data File : ECD6F004.D
Signal(s) : ECD1A.CH
Acq On : 24 May 2019 4:38 pm
Operator : MJB/KAK
Sample : 9E24041-CAL3
Misc :
ALS Vial : 5 Sample Multiplier: 1

Integration File: PCB1.e
Quant Time: May 28 13:22:11 2019
Quant Method : S:\METHODS\FECD6_QUANTPCB_190524.M
Quant Title : PCB Data Analysis
QLast Update : Tue May 28 13:15:51 2019
Response via : Initial Calibration
Integrator: ChemStation 6890 Scale Mode: Small noise peaks clipped

	Compound	R.T.	Response	Conc	Units	
	System Monitoring Compounds					
1) S	TCMX (S)	4.657	6291016	45.300	ng/ml	✓
62) S	DCBP (S)	9.425	6379539	45.143	ng/ml	✓
	Target Compounds					
2)	Aroclor 1016 (1)	5.582	538289	97.795	ng/ml	
3)	Aroclor 1016 (2)	6.000	1047396	97.484	ng/ml	
4)	Aroclor 1016 (3)	6.082	563375	100.830	ng/ml	✓
5)	Aroclor 1016 (4)	6.243	481885	102.581	ng/ml	
6)	Aroclor 1016 (5)	6.464	562577	100.063	ng/ml	
7)	Aroclor 1016 (6)	6.591	389952	101.065	ng/ml	
8)	Aroclor 1016 - AVE	0.000	0	N.D.	ng/ml	
9)	Aroclor 1221 (1)	0.000	0	N.D.	ng/mld	
10)	Aroclor 1221 (2)	0.000	0	N.D.	ng/mld	
11)	Aroclor 1221 (3)	0.000	0	N.D.	ng/mld	
12)	Aroclor 1221 - AVE	0.000	0	N.D.	ng/mld	
13)	Aroclor 1232 (1)	0.000	0	N.D.	ng/mld	
14)	Aroclor 1232 (2)	0.000	0	N.D.	ng/mld	
15)	Aroclor 1232 (3)	0.000	0	N.D.	ng/mld	
16)	Aroclor 1232 (4)	0.000	0	N.D.	ng/mld	
17)	Aroclor 1232 (5)	0.000	0	N.D.	ng/mld	
18)	Aroclor 1232 (6)	0.000	0	N.D.	ng/mld	
19)	Aroclor 1232 - AVE	0.000	0	N.D.	ng/mld	
20)	Aroclor 1242 (1)	0.000	0	N.D.	ng/mld	
21)	Aroclor 1242 (2)	0.000	0	N.D.	ng/mld	
22)	Aroclor 1242 (3)	0.000	0	N.D.	ng/mld	
23)	Aroclor 1242 (4)	0.000	0	N.D.	ng/mld	
24)	Aroclor 1242 (5)	0.000	0	N.D.	ng/mld	
25)	Aroclor 1242 (6)	0.000	0	N.D.	ng/mld	
26)	Aroclor 1242 - AVE	0.000	0	N.D.	ng/mld	
27)	Aroclor 1248 (1)	0.000	0	N.D.	ng/mld	
28)	Aroclor 1248 (2)	0.000	0	N.D.	ng/mld	
29)	Aroclor 1248 (3)	0.000	0	N.D.	ng/mld	
30)	Aroclor 1248 (4)	0.000	0	N.D.	ng/mld	
31)	Aroclor 1248 (5)	0.000	0	N.D.	ng/mld	
32)	Aroclor 1248 (6)	0.000	0	N.D.	ng/mld	
33)	Aroclor 1248 - AVE	0.000	0	N.D.	ng/mld	
34)	Aroclor 1254 (1)	0.000	0	N.D.	ng/mld	
35)	Aroclor 1254 (2)	0.000	0	N.D.	ng/mld	
36)	Aroclor 1254 (3)	0.000	0	N.D.	ng/mld	
37)	Aroclor 1254 (4)	0.000	0	N.D.	ng/mld	
38)	Aroclor 1254 (5)	0.000	0	N.D.	ng/mld	
39)	Aroclor 1254 (6)	0.000	0	N.D.	ng/mld	
40)	Aroclor 1254 - AVE	0.000	0	N.D.	ng/mld	
41)	Aroclor 1260 (1)	7.399	1087987	103.349	ng/ml	
42)	Aroclor 1260 (2)	7.536	1337271	103.345	ng/ml	
43)	Aroclor 1260 (3)	8.092	967870	103.131	ng/ml	
44)	Aroclor 1260 (4)	8.266	2272088	97.966	ng/ml	✓
45)	Aroclor 1260 (5)	8.564	1565735	101.444	ng/ml	
46)	Aroclor 1260 (6)	8.954	644669	103.434	ng/ml	
47)	Aroclor 1260 - AVE	0.000	0	N.D.	ng/ml	

5/28/19

Quantitation Report (QT Reviewed)

Data Path : S:\DATA\9E24041\requant\
Data File : ECD6F004.D
Signal(s) : ECD1A.CH
Acq On : 24 May 2019 4:38 pm
Operator : MJB/KAK
Sample : 9E24041-CAL3
Misc :
ALS Vial : 5 Sample Multiplier: 1

Integration File: PCB1.e
Quant Time: May 28 13:22:11 2019
Quant Method : S:\METHODS\FECD6_QUANTPCB_190524.M
Quant Title : PCB Data Analysis
QLast Update : Tue May 28 13:15:51 2019
Response via : Initial Calibration
Integrator: ChemStation 6890 Scale Mode: Small noise peaks clipped

	Compound	R.T.	Response	Conc	Units
48)	Aroclor 1262 (1)	0.000	0	N.D.	ng/mld
49)	Aroclor 1262 (2)	0.000	0	N.D.	ng/mld
50)	Aroclor 1262 (3)	0.000	0	N.D.	ng/mld
51)	Aroclor 1262 (4)	0.000	0	N.D.	ng/mld
52)	Aroclor 1262 (5)	0.000	0	N.D.	ng/mld
53)	Aroclor 1262 (6)	0.000	0	N.D.	ng/mld
54)	Aroclor 1262 - AVE	0.000	0	N.D.	ng/mld
55)	Aroclor 1268 (1)	0.000	0	N.D.	ng/mld
56)	Aroclor 1268 (2)	0.000	0	N.D.	ng/mld
57)	Aroclor 1268 (3)	0.000	0	N.D.	ng/mld
58)	Aroclor 1268 (4)	0.000	0	N.D.	ng/mld
59)	Aroclor 1268 (5)	0.000	0	N.D.	ng/mld
60)	Aroclor 1268 (6)	0.000	0	N.D.	ng/mld
61)	Aroclor 1268 - AVE	0.000	0	N.D.	ng/mld

(f)=RT Delta > 1/2 Window (m)=manual int.

Quantitation Report (QT Reviewed)

Data Path : S:\DATA\9E24041\requant\
Data File : ECD6F004.D
Signal(s) : ECD1A.CH
Acq On : 24 May 2019 4:38 pm
Operator : MJB/KAK
Sample : 9E24041-CAL3
Misc :
ALS Vial : 5 Sample Multiplier: 1

Integration File: PCB1.e
Quant Time: May 28 13:22:11 2019
Quant Method : S:\METHODS\FECD6_QUANTPCB_190524.M
Quant Title : PCB Data Analysis
QLast Update : Tue May 28 13:15:51 2019
Response via : Initial Calibration
Integrator: ChemStation 6890 Scale Mode: Small noise peaks clipped

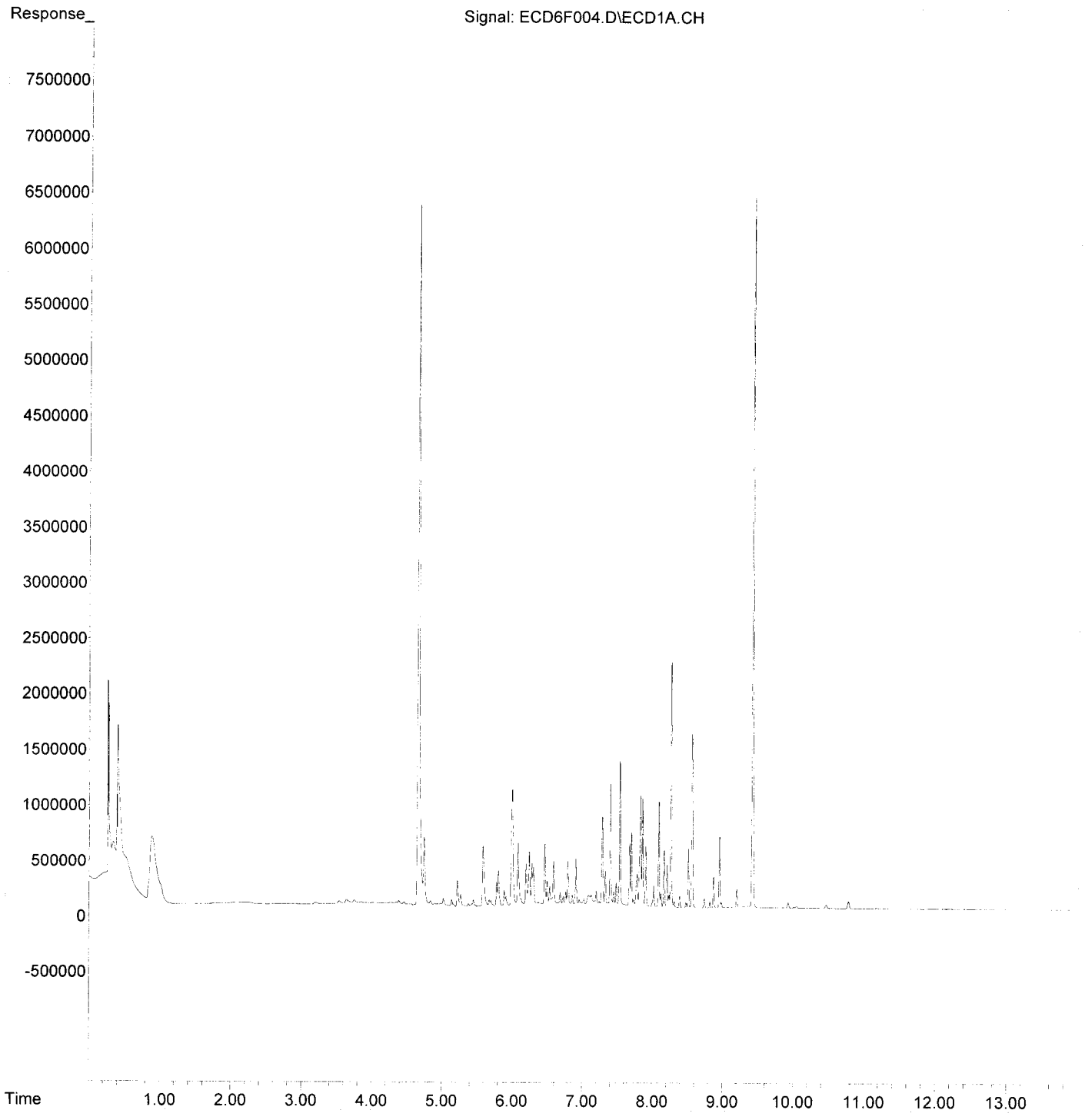

Quantitation Report (QT Reviewed)

Data Path : S:\DATA\9E24041\requant\
Data File : ECD6F005.D
Signal(s) : ECD1A.CH
Acq On : 24 May 2019 4:57 pm
Operator : MJB/KAK
Sample : 9E24041-CAL4
Misc :
ALS Vial : 6 Sample Multiplier: 1

Integration File: PCB1.e
Quant Time: May 28 13:22:19 2019
Quant Method : S:\METHODS\FECD6_QUANTPCB_190524.M
Quant Title : PCB Data Analysis
QLast Update : Tue May 28 13:15:51 2019
Response via : Initial Calibration
Integrator: ChemStation 6890 Scale Mode: Small noise peaks clipped

	Compound	R.T.	Response	Conc	Units
	System Monitoring Compounds				
1) S	TCMX (S)	4.656	13714314	98.753	ng/ml
62) S	DCBP (S)	9.425	14022797	99.229	ng/ml
	Target Compounds				
2)	Aroclor 1016 (1)	5.582	1097089	199.316	ng/ml
3)	Aroclor 1016 (2)	6.000	2073949	193.028	ng/ml
4)	Aroclor 1016 (3)	6.081	1073668	192.160	ng/ml
5)	Aroclor 1016 (4)	6.242	893239	190.148	ng/ml
6)	Aroclor 1016 (5)	6.464	1082452	192.531	ng/ml
7)	Aroclor 1016 (6)	6.590	740307	191.868	ng/ml
8)	Aroclor 1016 - AVE	0.000	0	N.D.	ng/ml
9)	Aroclor 1221 (1)	0.000	0	N.D.	ng/mld
10)	Aroclor 1221 (2)	0.000	0	N.D.	ng/mld
11)	Aroclor 1221 (3)	0.000	0	N.D.	ng/mld
12)	Aroclor 1221 - AVE	0.000	0	N.D.	ng/mld
13)	Aroclor 1232 (1)	0.000	0	N.D.	ng/mld
14)	Aroclor 1232 (2)	0.000	0	N.D.	ng/mld
15)	Aroclor 1232 (3)	0.000	0	N.D.	ng/mld
16)	Aroclor 1232 (4)	0.000	0	N.D.	ng/mld
17)	Aroclor 1232 (5)	0.000	0	N.D.	ng/mld
18)	Aroclor 1232 (6)	0.000	0	N.D.	ng/mld
19)	Aroclor 1232 - AVE	0.000	0	N.D.	ng/mld
20)	Aroclor 1242 (1)	0.000	0	N.D.	ng/mld
21)	Aroclor 1242 (2)	0.000	0	N.D.	ng/mld
22)	Aroclor 1242 (3)	0.000	0	N.D.	ng/mld
23)	Aroclor 1242 (4)	0.000	0	N.D.	ng/mld
24)	Aroclor 1242 (5)	0.000	0	N.D.	ng/mld
25)	Aroclor 1242 (6)	0.000	0	N.D.	ng/mld
26)	Aroclor 1242 - AVE	0.000	0	N.D.	ng/mld
27)	Aroclor 1248 (1)	0.000	0	N.D.	ng/mld
28)	Aroclor 1248 (2)	0.000	0	N.D.	ng/mld
29)	Aroclor 1248 (3)	0.000	0	N.D.	ng/mld
30)	Aroclor 1248 (4)	0.000	0	N.D.	ng/mld
31)	Aroclor 1248 (5)	0.000	0	N.D.	ng/mld
32)	Aroclor 1248 (6)	0.000	0	N.D.	ng/mld
33)	Aroclor 1248 - AVE	0.000	0	N.D.	ng/mld
34)	Aroclor 1254 (1)	0.000	0	N.D.	ng/mld
35)	Aroclor 1254 (2)	0.000	0	N.D.	ng/mld
36)	Aroclor 1254 (3)	0.000	0	N.D.	ng/mld
37)	Aroclor 1254 (4)	0.000	0	N.D.	ng/mld
38)	Aroclor 1254 (5)	0.000	0	N.D.	ng/mld
39)	Aroclor 1254 (6)	0.000	0	N.D.	ng/mld
40)	Aroclor 1254 - AVE	0.000	0	N.D.	ng/mld
41)	Aroclor 1260 (1)	7.399	2027516	192.596	ng/ml
42)	Aroclor 1260 (2)	7.536	2504072	193.515	ng/ml
43)	Aroclor 1260 (3)	8.092	1861158	198.314	ng/ml
44)	Aroclor 1260 (4)	8.266	4612186	198.864	ng/ml
45)	Aroclor 1260 (5)	8.564	2991133	193.795	ng/ml
46)	Aroclor 1260 (6)	8.954	1189984	190.927	ng/ml
47)	Aroclor 1260 - AVE	0.000	0	N.D.	ng/ml

5/28/19

Quantitation Report (QT Reviewed)

Data Path : S:\DATA\9E24041\requant\
Data File : ECD6F005.D
Signal(s) : ECD1A.CH
Acq On : 24 May 2019 4:57 pm
Operator : MJB/KAK
Sample : 9E24041-CAL4
Misc :
ALS Vial : 6 Sample Multiplier: 1

Integration File: PCB1.e
Quant Time: May 28 13:22:19 2019
Quant Method : S:\METHODS\FECD6_QUANTPCB_190524.M
Quant Title : PCB Data Analysis
QLast Update : Tue May 28 13:15:51 2019
Response via : Initial Calibration
Integrator: ChemStation 6890 Scale Mode: Small noise peaks clipped

	Compound	R.T.	Response	Conc	Units
48)	Aroclor 1262 (1)	0.000	0	N.D.	ng/mld
49)	Aroclor 1262 (2)	0.000	0	N.D.	ng/mld
50)	Aroclor 1262 (3)	0.000	0	N.D.	ng/mld
51)	Aroclor 1262 (4)	0.000	0	N.D.	ng/mld
52)	Aroclor 1262 (5)	0.000	0	N.D.	ng/mld
53)	Aroclor 1262 (6)	0.000	0	N.D.	ng/mld
54)	Aroclor 1262 - AVE	0.000	0	N.D.	ng/mld
55)	Aroclor 1268 (1)	0.000	0	N.D.	ng/mld
56)	Aroclor 1268 (2)	0.000	0	N.D.	ng/mld
57)	Aroclor 1268 (3)	0.000	0	N.D.	ng/mld
58)	Aroclor 1268 (4)	0.000	0	N.D.	ng/mld
59)	Aroclor 1268 (5)	0.000	0	N.D.	ng/mld
60)	Aroclor 1268 (6)	0.000	0	N.D.	ng/mld
61)	Aroclor 1268 - AVE	0.000	0	N.D.	ng/mld

(f)=RT Delta > 1/2 Window (m)=manual int.

Quantitation Report (QT Reviewed)

Data Path : S:\DATA\9E24041\requant\
Data File : ECD6F005.D
Signal(s) : ECD1A.CH
Acq On : 24 May 2019 4:57 pm
Operator : MJB/KAK
Sample : 9E24041-CAL4
Misc :
ALS Vial : 6 Sample Multiplier: 1

Integration File: PCB1.e
Quant Time: May 28 13:22:19 2019
Quant Method : S:\METHODS\FECD6_QUANTPCB_190524.M
Quant Title : PCB Data Analysis
QLast Update : Tue May 28 13:15:51 2019
Response via : Initial Calibration
Integrator: ChemStation 6890 Scale Mode: Small noise peaks clipped

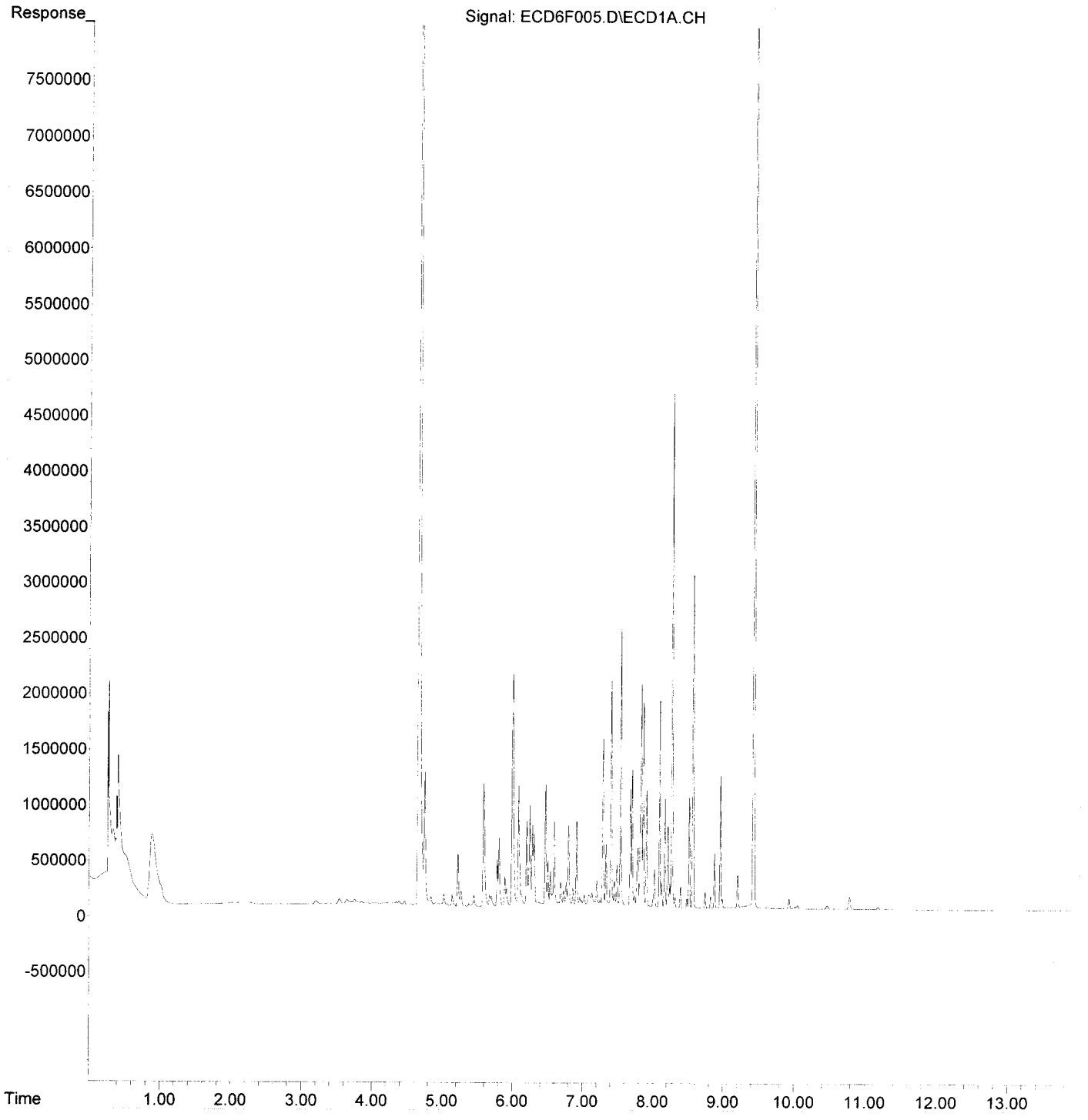

Quantitation Report (QT Reviewed)

Data Path : S:\DATA\9E24041\requant\
Data File : ECD6F006.D
Signal(s) : ECD1A.CH
Acq On : 24 May 2019 5:14 pm
Operator : MJB/KAK
Sample : 9E24041-CAL5
Misc :
ALS Vial : 7 Sample Multiplier: 1

Integration File: PCB1.e
Quant Time: May 28 13:22:28 2019
Quant Method : S:\METHODS\FECD6_QUANTPCB_190524.M
Quant Title : PCB Data Analysis
QLast Update : Tue May 28 13:15:51 2019
Response via : Initial Calibration
Integrator: ChemStation 6890 Scale Mode: Small noise peaks clipped

	Compound	R.T.	Response	Conc	Units
	System Monitoring Compounds				
1) S	TCMX (S)	4.659	38265238	275.538	ng/ml
62) S	DCBP (S)	9.425	38777812	274.401	ng/ml
	Target Compounds				
2)	Aroclor 1016 (1)	5.583	2806242	509.829	ng/ml
3)	Aroclor 1016 (2)	6.001	5542871	515.890	ng/ml
4)	Aroclor 1016 (3)	6.082	2815037	503.823	ng/ml
5)	Aroclor 1016 (4)	6.243	2245384	477.987	ng/ml
6)	Aroclor 1016 (5)	6.464	2748596	488.880	ng/ml
7)	Aroclor 1016 (6)	6.591	1923385	498.491	ng/ml
8)	Aroclor 1016 - AVE	0.000	0	N.D.	ng/ml
9)	Aroclor 1221 (1)	0.000	0	N.D.	ng/mld
10)	Aroclor 1221 (2)	0.000	0	N.D.	ng/mld
11)	Aroclor 1221 (3)	0.000	0	N.D.	ng/mld
12)	Aroclor 1221 - AVE	0.000	0	N.D.	ng/mld
13)	Aroclor 1232 (1)	0.000	0	N.D.	ng/mld
14)	Aroclor 1232 (2)	0.000	0	N.D.	ng/mld
15)	Aroclor 1232 (3)	0.000	0	N.D.	ng/mld
16)	Aroclor 1232 (4)	0.000	0	N.D.	ng/mld
17)	Aroclor 1232 (5)	0.000	0	N.D.	ng/mld
18)	Aroclor 1232 (6)	0.000	0	N.D.	ng/mld
19)	Aroclor 1232 - AVE	0.000	0	N.D.	ng/mld
20)	Aroclor 1242 (1)	0.000	0	N.D.	ng/mld
21)	Aroclor 1242 (2)	0.000	0	N.D.	ng/mld
22)	Aroclor 1242 (3)	0.000	0	N.D.	ng/mld
23)	Aroclor 1242 (4)	0.000	0	N.D.	ng/mld
24)	Aroclor 1242 (5)	0.000	0	N.D.	ng/mld
25)	Aroclor 1242 (6)	0.000	0	N.D.	ng/mld
26)	Aroclor 1242 - AVE	0.000	0	N.D.	ng/mld
27)	Aroclor 1248 (1)	0.000	0	N.D.	ng/mld
28)	Aroclor 1248 (2)	0.000	0	N.D.	ng/mld
29)	Aroclor 1248 (3)	0.000	0	N.D.	ng/mld
30)	Aroclor 1248 (4)	0.000	0	N.D.	ng/mld
31)	Aroclor 1248 (5)	0.000	0	N.D.	ng/mld
32)	Aroclor 1248 (6)	0.000	0	N.D.	ng/mld
33)	Aroclor 1248 - AVE	0.000	0	N.D.	ng/mld
34)	Aroclor 1254 (1)	0.000	0	N.D.	ng/mld
35)	Aroclor 1254 (2)	0.000	0	N.D.	ng/mld
36)	Aroclor 1254 (3)	0.000	0	N.D.	ng/mld
37)	Aroclor 1254 (4)	0.000	0	N.D.	ng/mld
38)	Aroclor 1254 (5)	0.000	0	N.D.	ng/mld
39)	Aroclor 1254 (6)	0.000	0	N.D.	ng/mld
40)	Aroclor 1254 - AVE	0.000	0	N.D.	ng/mld
41)	Aroclor 1260 (1)	7.399	5172784	491.368	ng/ml
42)	Aroclor 1260 (2)	7.536	6562452	507.148	ng/ml
43)	Aroclor 1260 (3)	8.092	4640959	494.513	ng/ml
44)	Aroclor 1260 (4)	8.267	12015773	518.085	ng/ml
45)	Aroclor 1260 (5)	8.565	8022294	519.762	ng/ml
46)	Aroclor 1260 (6)	8.954	2982153	478.471	ng/ml
47)	Aroclor 1260 - AVE	0.000	0	N.D.	ng/ml

5/28/19

Quantitation Report (QT Reviewed)

Data Path : S:\DATA\9E24041\requant\
Data File : ECD6F006.D
Signal(s) : ECD1A.CH
Acq On : 24 May 2019 5:14 pm
Operator : MJB/KAK
Sample : 9E24041-CAL5
Misc :
ALS Vial : 7 Sample Multiplier: 1

Integration File: PCB1.e
Quant Time: May 28 13:22:28 2019
Quant Method : S:\METHODS\FECD6_QUANTPCB_190524.M
Quant Title : PCB Data Analysis
QLast Update : Tue May 28 13:15:51 2019
Response via : Initial Calibration
Integrator: ChemStation 6890 Scale Mode: Small noise peaks clipped

	Compound	R.T.	Response	Conc	Units
48)	Aroclor 1262 (1)	0.000	0	N.D.	ng/mld
49)	Aroclor 1262 (2)	0.000	0	N.D.	ng/mld
50)	Aroclor 1262 (3)	0.000	0	N.D.	ng/mld
51)	Aroclor 1262 (4)	0.000	0	N.D.	ng/mld
52)	Aroclor 1262 (5)	0.000	0	N.D.	ng/mld
53)	Aroclor 1262 (6)	0.000	0	N.D.	ng/mld
54)	Aroclor 1262 - AVE	0.000	0	N.D.	ng/mld
55)	Aroclor 1268 (1)	0.000	0	N.D.	ng/mld
56)	Aroclor 1268 (2)	0.000	0	N.D.	ng/mld
57)	Aroclor 1268 (3)	0.000	0	N.D.	ng/mld
58)	Aroclor 1268 (4)	0.000	0	N.D.	ng/mld
59)	Aroclor 1268 (5)	0.000	0	N.D.	ng/mld
60)	Aroclor 1268 (6)	0.000	0	N.D.	ng/mld
61)	Aroclor 1268 - AVE	0.000	0	N.D.	ng/mld

(f)=RT Delta > 1/2 Window (m)=manual int.

Quantitation Report (QT Reviewed)

Data Path : S:\DATA\9E24041\requant\
Data File : ECD6F006.D
Signal(s) : ECD1A.CH
Acq On : 24 May 2019 5:14 pm
Operator : MJB/KAK
Sample : 9E24041-CAL5
Misc :
ALS Vial : 7 Sample Multiplier: 1

Integration File: PCB1.e
Quant Time: May 28 13:22:28 2019
Quant Method : S:\METHODS\FECD6_QUANTPCB_190524.M
Quant Title : PCB Data Analysis
QLast Update : Tue May 28 13:15:51 2019
Response via : Initial Calibration
Integrator: ChemStation 6890 Scale Mode: Small noise peaks clipped

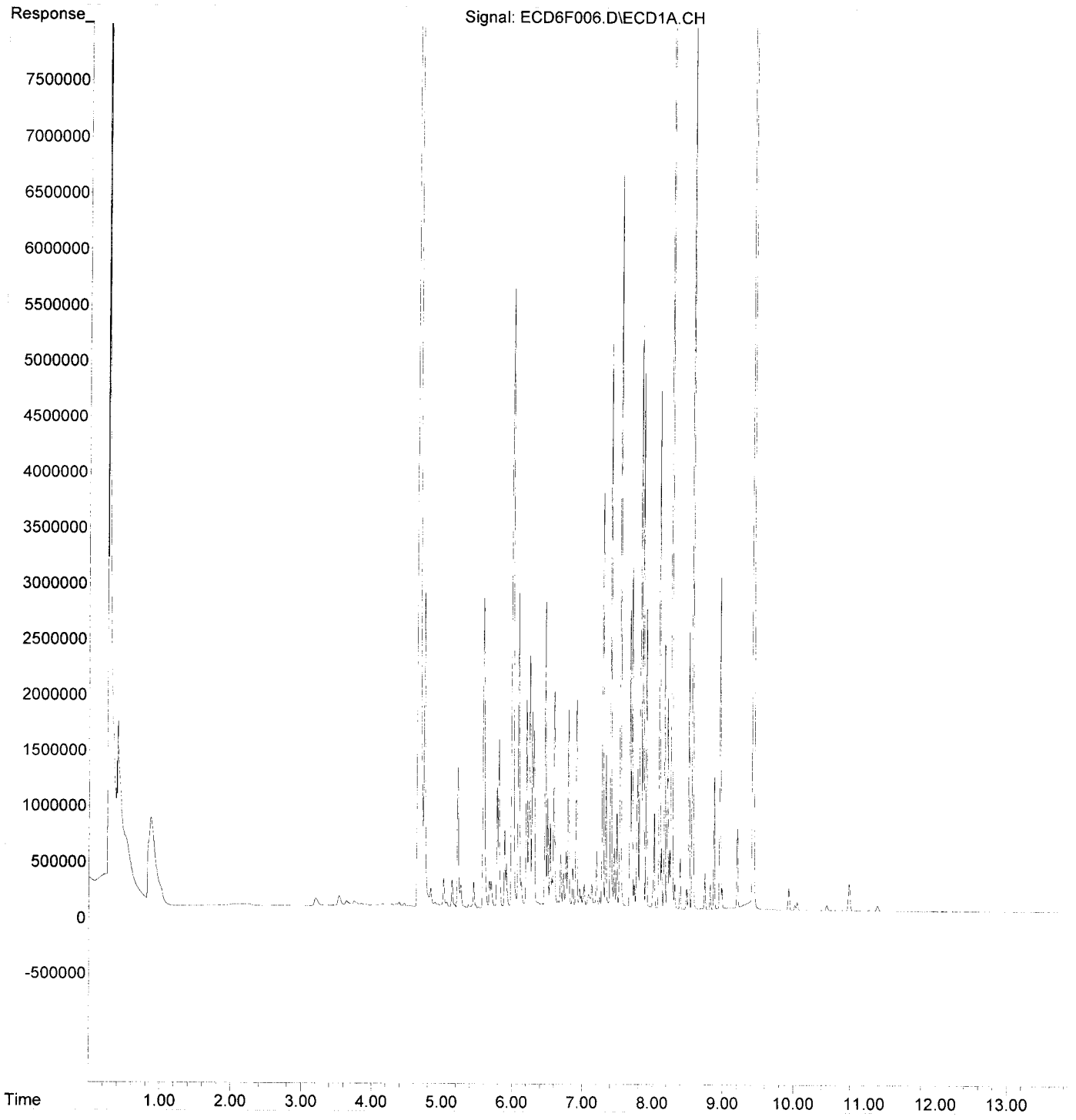

Quantitation Report (QT Reviewed)

Data Path : S:\DATA\9E24041\requant\
Data File : ECD6F007.D
Signal(s) : ECD1A.CH
Acq On : 24 May 2019 5:32 pm
Operator : MJB/KAK
Sample : 9E24041-CAL6
Misc :
ALS Vial : 8 Sample Multiplier: 1

Integration File: PCB1.e
Quant Time: May 28 13:22:36 2019
Quant Method : S:\METHODS\FECD6_QUANTPCB_190524.M
Quant Title : PCB Data Analysis
QLast Update : Tue May 28 13:15:51 2019
Response via : Initial Calibration
Integrator: ChemStation 6890 Scale Mode: Small noise peaks clipped

	Compound	R.T.	Response	Conc	Units	
	System Monitoring Compounds					
1) S	TCMX (S)	4.659	75526271	543.844	ng/ml	✓
62) S	DCBP (S)	9.425	75574807	534.786	ng/ml	✓
	Target Compounds					
2)	Aroclor 1016 (1)	5.582	5093982	925.458	ng/ml	✓
3)	Aroclor 1016 (2)	6.000	11005565	1024.319	ng/ml	
4)	Aroclor 1016 (3)	6.081	5263183	941.982	ng/ml	
5)	Aroclor 1016 (4)	6.243	4156398	884.794	ng/ml	
6)	Aroclor 1016 (5)	6.464	5135699	913.463	ng/ml	
7)	Aroclor 1016 (6)	6.590	3477544	901.289	ng/ml	
8)	Aroclor 1016 - AVE	0.000	0	N.D.	ng/ml	
9)	Aroclor 1221 (1)	0.000	0	N.D.	ng/mld	
10)	Aroclor 1221 (2)	0.000	0	N.D.	ng/mld	
11)	Aroclor 1221 (3)	0.000	0	N.D.	ng/mld	
12)	Aroclor 1221 - AVE	0.000	0	N.D.	ng/mld	
13)	Aroclor 1232 (1)	0.000	0	N.D.	ng/mld	
14)	Aroclor 1232 (2)	0.000	0	N.D.	ng/mld	
15)	Aroclor 1232 (3)	0.000	0	N.D.	ng/mld	
16)	Aroclor 1232 (4)	0.000	0	N.D.	ng/mld	
17)	Aroclor 1232 (5)	0.000	0	N.D.	ng/mld	
18)	Aroclor 1232 (6)	0.000	0	N.D.	ng/mld	
19)	Aroclor 1232 - AVE	0.000	0	N.D.	ng/mld	
20)	Aroclor 1242 (1)	0.000	0	N.D.	ng/mld	
21)	Aroclor 1242 (2)	0.000	0	N.D.	ng/mld	
22)	Aroclor 1242 (3)	0.000	0	N.D.	ng/mld	
23)	Aroclor 1242 (4)	0.000	0	N.D.	ng/mld	
24)	Aroclor 1242 (5)	0.000	0	N.D.	ng/mld	
25)	Aroclor 1242 (6)	0.000	0	N.D.	ng/mld	
26)	Aroclor 1242 - AVE	0.000	0	N.D.	ng/mld	
27)	Aroclor 1248 (1)	0.000	0	N.D.	ng/mld	
28)	Aroclor 1248 (2)	0.000	0	N.D.	ng/mld	
29)	Aroclor 1248 (3)	0.000	0	N.D.	ng/mld	
30)	Aroclor 1248 (4)	0.000	0	N.D.	ng/mld	
31)	Aroclor 1248 (5)	0.000	0	N.D.	ng/mld	
32)	Aroclor 1248 (6)	0.000	0	N.D.	ng/mld	
33)	Aroclor 1248 - AVE	0.000	0	N.D.	ng/mld	
34)	Aroclor 1254 (1)	0.000	0	N.D.	ng/mld	
35)	Aroclor 1254 (2)	0.000	0	N.D.	ng/mld	
36)	Aroclor 1254 (3)	0.000	0	N.D.	ng/mld	
37)	Aroclor 1254 (4)	0.000	0	N.D.	ng/mld	
38)	Aroclor 1254 (5)	0.000	0	N.D.	ng/mld	
39)	Aroclor 1254 (6)	0.000	0	N.D.	ng/mld	
40)	Aroclor 1254 - AVE	0.000	0	N.D.	ng/mld	
41)	Aroclor 1260 (1)	7.399	10017790	951.599	ng/ml	✓
42)	Aroclor 1260 (2)	7.536	12429322	960.541	ng/ml	
43)	Aroclor 1260 (3)	8.091	9506173	1012.922	ng/ml	
44)	Aroclor 1260 (4)	8.266	23914774	1031.135	ng/ml	
45)	Aroclor 1260 (5)	8.563	15439772	1000.339	ng/ml	
46)	Aroclor 1260 (6)	8.954	5824075	934.443	ng/ml	
47)	Aroclor 1260 - AVE	0.000	0	N.D.	ng/ml	

5/28/19

Quantitation Report (QT Reviewed)

Data Path : S:\DATA\9E24041\requant\
Data File : ECD6F007.D
Signal(s) : ECD1A.CH
Acq On : 24 May 2019 5:32 pm
Operator : MJB/KAK
Sample : 9E24041-CAL6
Misc :
ALS Vial : 8 Sample Multiplier: 1

Integration File: PCB1.e
Quant Time: May 28 13:22:36 2019
Quant Method : S:\METHODS\FECD6_QUANTPCB_190524.M
Quant Title : PCB Data Analysis
QLast Update : Tue May 28 13:15:51 2019
Response via : Initial Calibration
Integrator: ChemStation 6890 Scale Mode: Small noise peaks clipped

	Compound	R.T.	Response	Conc	Units
48)	Aroclor 1262 (1)	0.000	0	N.D.	ng/mld
49)	Aroclor 1262 (2)	0.000	0	N.D.	ng/mld
50)	Aroclor 1262 (3)	0.000	0	N.D.	ng/mld
51)	Aroclor 1262 (4)	0.000	0	N.D.	ng/mld
52)	Aroclor 1262 (5)	0.000	0	N.D.	ng/mld
53)	Aroclor 1262 (6)	0.000	0	N.D.	ng/mld
54)	Aroclor 1262 - AVE	0.000	0	N.D.	ng/mld
55)	Aroclor 1268 (1)	0.000	0	N.D.	ng/mld
56)	Aroclor 1268 (2)	0.000	0	N.D.	ng/mld
57)	Aroclor 1268 (3)	0.000	0	N.D.	ng/mld
58)	Aroclor 1268 (4)	0.000	0	N.D.	ng/mld
59)	Aroclor 1268 (5)	0.000	0	N.D.	ng/mld
60)	Aroclor 1268 (6)	0.000	0	N.D.	ng/mld
61)	Aroclor 1268 - AVE	0.000	0	N.D.	ng/mld

(f)=RT Delta > 1/2 Window (m)=manual int.

Quantitation Report (QT Reviewed)

Data Path : S:\DATA\9E24041\requant\
Data File : ECD6F007.D
Signal(s) : ECD1A.CH
Acq On : 24 May 2019 5:32 pm
Operator : MJB/KAK
Sample : 9E24041-CAL6
Misc :
ALS Vial : 8 Sample Multiplier: 1

Integration File: PCB1.e
Quant Time: May 28 13:22:36 2019
Quant Method : S:\METHODS\FECD6_QUANTPCB_190524.M
Quant Title : PCB Data Analysis
QLast Update : Tue May 28 13:15:51 2019
Response via : Initial Calibration
Integrator: ChemStation 6890 Scale Mode: Small noise peaks clipped

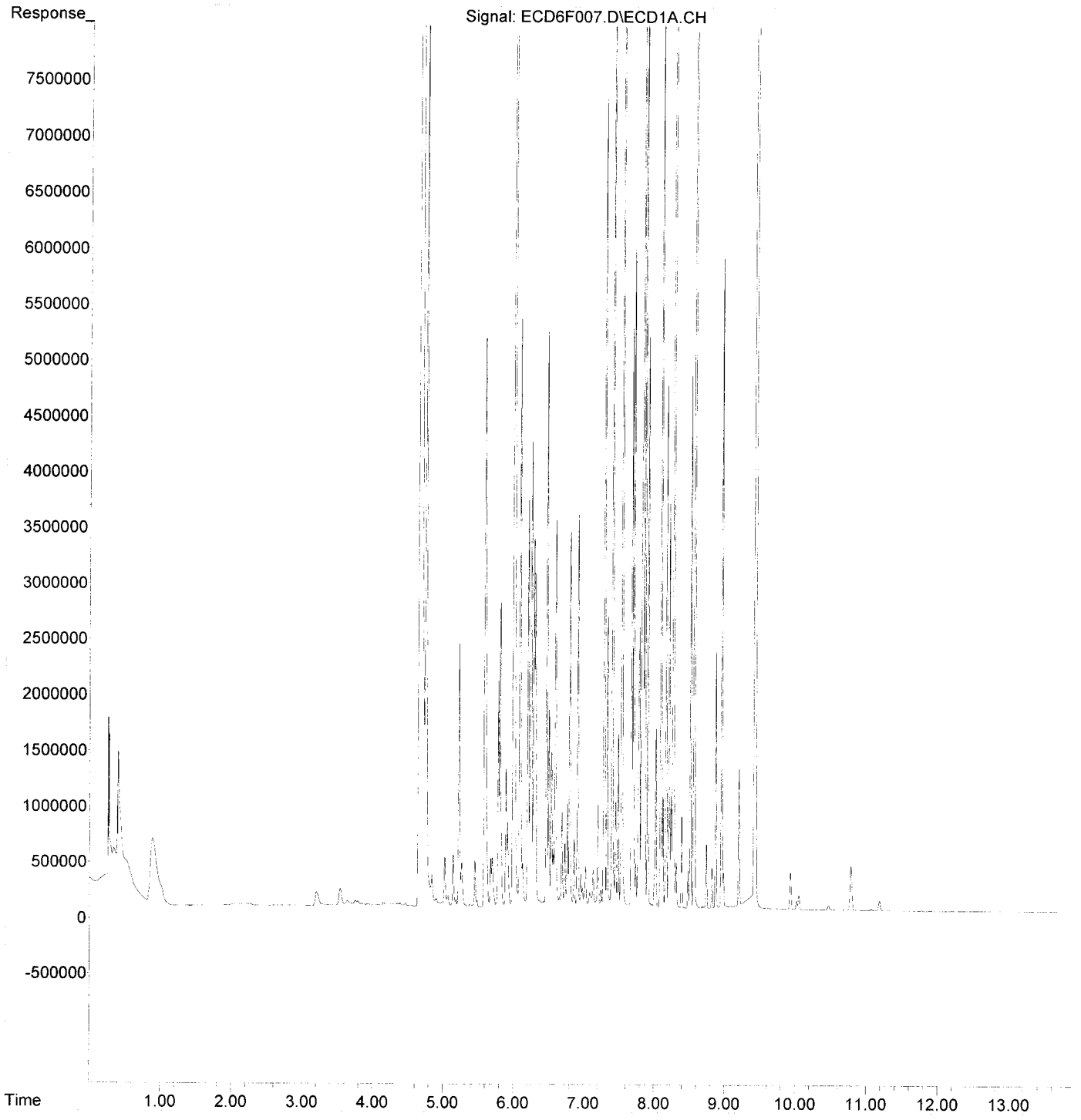

Quantitation Report (QT Reviewed)

Data Path : S:\DATA\9E24041\requant\
Data File : ECD6F008.D
Signal(s) : ECD1A.CH
Acq On : 24 May 2019 5:50 pm
Operator : MJB/KAK
Sample : 9E24041-CAL7
Misc :
ALS Vial : 9 Sample Multiplier: 1

Integration File: PCB1.e
Quant Time: May 28 13:22:45 2019
Quant Method : S:\METHODS\FECD6_QUANTPCB_190524.M
Quant Title : PCB Data Analysis
QLast Update : Tue May 28 13:15:51 2019
Response via : Initial Calibration
Integrator: ChemStation 6890 Scale Mode: Small noise peaks clipped

	Compound	R.T.	Response	Conc	Units
	System Monitoring Compounds				
1) S	TCMX (S)	4.660	126234862	908.983	ng/ml ✓
62) S	DCBP (S)	9.426	124293979	879.535	ng/ml ✓
	Target Compounds				
2)	Aroclor 1016 (1)	5.582	8111430	1473.658	ng/ml
3)	Aroclor 1016 (2)	6.000	16202751	1508.035	ng/ml
4)	Aroclor 1016 (3)	6.081	7807700	1397.389	ng/ml
5)	Aroclor 1016 (4)	6.242	6336999	1348.990	ng/ml
6)	Aroclor 1016 (5)	6.464	7694839	1368.646	ng/ml
7)	Aroclor 1016 (6)	6.590	5378259	1393.905	ng/ml
8)	Aroclor 1016 - AVE	0.000	0	N.D.	ng/ml
9)	Aroclor 1221 (1)	0.000	0	N.D.	ng/mld
10)	Aroclor 1221 (2)	0.000	0	N.D.	ng/mld
11)	Aroclor 1221 (3)	0.000	0	N.D.	ng/mld
12)	Aroclor 1221 - AVE	0.000	0	N.D.	ng/mld
13)	Aroclor 1232 (1)	0.000	0	N.D.	ng/mld
14)	Aroclor 1232 (2)	0.000	0	N.D.	ng/mld
15)	Aroclor 1232 (3)	0.000	0	N.D.	ng/mld
16)	Aroclor 1232 (4)	0.000	0	N.D.	ng/mld
17)	Aroclor 1232 (5)	0.000	0	N.D.	ng/mld
18)	Aroclor 1232 (6)	0.000	0	N.D.	ng/mld
19)	Aroclor 1232 - AVE	0.000	0	N.D.	ng/mld
20)	Aroclor 1242 (1)	0.000	0	N.D.	ng/mld
21)	Aroclor 1242 (2)	0.000	0	N.D.	ng/mld
22)	Aroclor 1242 (3)	0.000	0	N.D.	ng/mld
23)	Aroclor 1242 (4)	0.000	0	N.D.	ng/mld
24)	Aroclor 1242 (5)	0.000	0	N.D.	ng/mld
25)	Aroclor 1242 (6)	0.000	0	N.D.	ng/mld
26)	Aroclor 1242 - AVE	0.000	0	N.D.	ng/mld
27)	Aroclor 1248 (1)	0.000	0	N.D.	ng/mld
28)	Aroclor 1248 (2)	0.000	0	N.D.	ng/mld
29)	Aroclor 1248 (3)	0.000	0	N.D.	ng/mld
30)	Aroclor 1248 (4)	0.000	0	N.D.	ng/mld
31)	Aroclor 1248 (5)	0.000	0	N.D.	ng/mld
32)	Aroclor 1248 (6)	0.000	0	N.D.	ng/mld
33)	Aroclor 1248 - AVE	0.000	0	N.D.	ng/mld
34)	Aroclor 1254 (1)	0.000	0	N.D.	ng/mld
35)	Aroclor 1254 (2)	0.000	0	N.D.	ng/mld
36)	Aroclor 1254 (3)	0.000	0	N.D.	ng/mld
37)	Aroclor 1254 (4)	0.000	0	N.D.	ng/mld
38)	Aroclor 1254 (5)	0.000	0	N.D.	ng/mld
39)	Aroclor 1254 (6)	0.000	0	N.D.	ng/mld
40)	Aroclor 1254 - AVE	0.000	0	N.D.	ng/mld
41)	Aroclor 1260 (1)	7.398	14954465	1420.539	ng/ml
42)	Aroclor 1260 (2)	7.536	18490406	1428.943	ng/ml
43)	Aroclor 1260 (3)	8.091	13733411	1463.351	ng/ml
44)	Aroclor 1260 (4)	8.266	36245520	1562.801	ng/ml
45)	Aroclor 1260 (5)	8.564	23896091	1548.222	ng/ml
46)	Aroclor 1260 (6)	8.954	8782408	1409.092	ng/ml
47)	Aroclor 1260 - AVE	0.000	0	N.D.	ng/ml

✓ 5/28/19

Quantitation Report (QT Reviewed)

Data Path : S:\DATA\9E24041\requant\
Data File : ECD6F008.D
Signal(s) : ECD1A.CH
Acq On : 24 May 2019 5:50 pm
Operator : MJB/KAK
Sample : 9E24041-CAL7
Misc :
ALS Vial : 9 Sample Multiplier: 1

Integration File: PCB1.e
Quant Time: May 28 13:22:45 2019
Quant Method : S:\METHODS\FECD6_QUANTPCB_190524.M
Quant Title : PCB Data Analysis
QLast Update : Tue May 28 13:15:51 2019
Response via : Initial Calibration
Integrator: ChemStation 6890 Scale Mode: Small noise peaks clipped

	Compound	R.T.	Response	Conc	Units
48)	Aroclor 1262 (1)	0.000	0	N.D.	ng/mld
49)	Aroclor 1262 (2)	0.000	0	N.D.	ng/mld
50)	Aroclor 1262 (3)	0.000	0	N.D.	ng/mld
51)	Aroclor 1262 (4)	0.000	0	N.D.	ng/mld
52)	Aroclor 1262 (5)	0.000	0	N.D.	ng/mld
53)	Aroclor 1262 (6)	0.000	0	N.D.	ng/mld
54)	Aroclor 1262 - AVE	0.000	0	N.D.	ng/mld
55)	Aroclor 1268 (1)	0.000	0	N.D.	ng/mld
56)	Aroclor 1268 (2)	0.000	0	N.D.	ng/mld
57)	Aroclor 1268 (3)	0.000	0	N.D.	ng/mld
58)	Aroclor 1268 (4)	0.000	0	N.D.	ng/mld
59)	Aroclor 1268 (5)	0.000	0	N.D.	ng/mld
60)	Aroclor 1268 (6)	0.000	0	N.D.	ng/mld
61)	Aroclor 1268 - AVE	0.000	0	N.D.	ng/mld

(f)=RT Delta > 1/2 Window (m)=manual int.

Quantitation Report (QT Reviewed)

Data Path : S:\DATA\9E24041\requant\
Data File : ECD6F008.D
Signal(s) : ECD1A.CH
Acq On : 24 May 2019 5:50 pm
Operator : MJB/KAK
Sample : 9E24041-CAL7
Misc :
ALS Vial : 9 Sample Multiplier: 1

Integration File: PCB1.e
Quant Time: May 28 13:22:45 2019
Quant Method : S:\METHODS\FECD6_QUANTPCB_190524.M
Quant Title : PCB Data Analysis
QLast Update : Tue May 28 13:15:51 2019
Response via : Initial Calibration
Integrator: ChemStation 6890 Scale Mode: Small noise peaks clipped

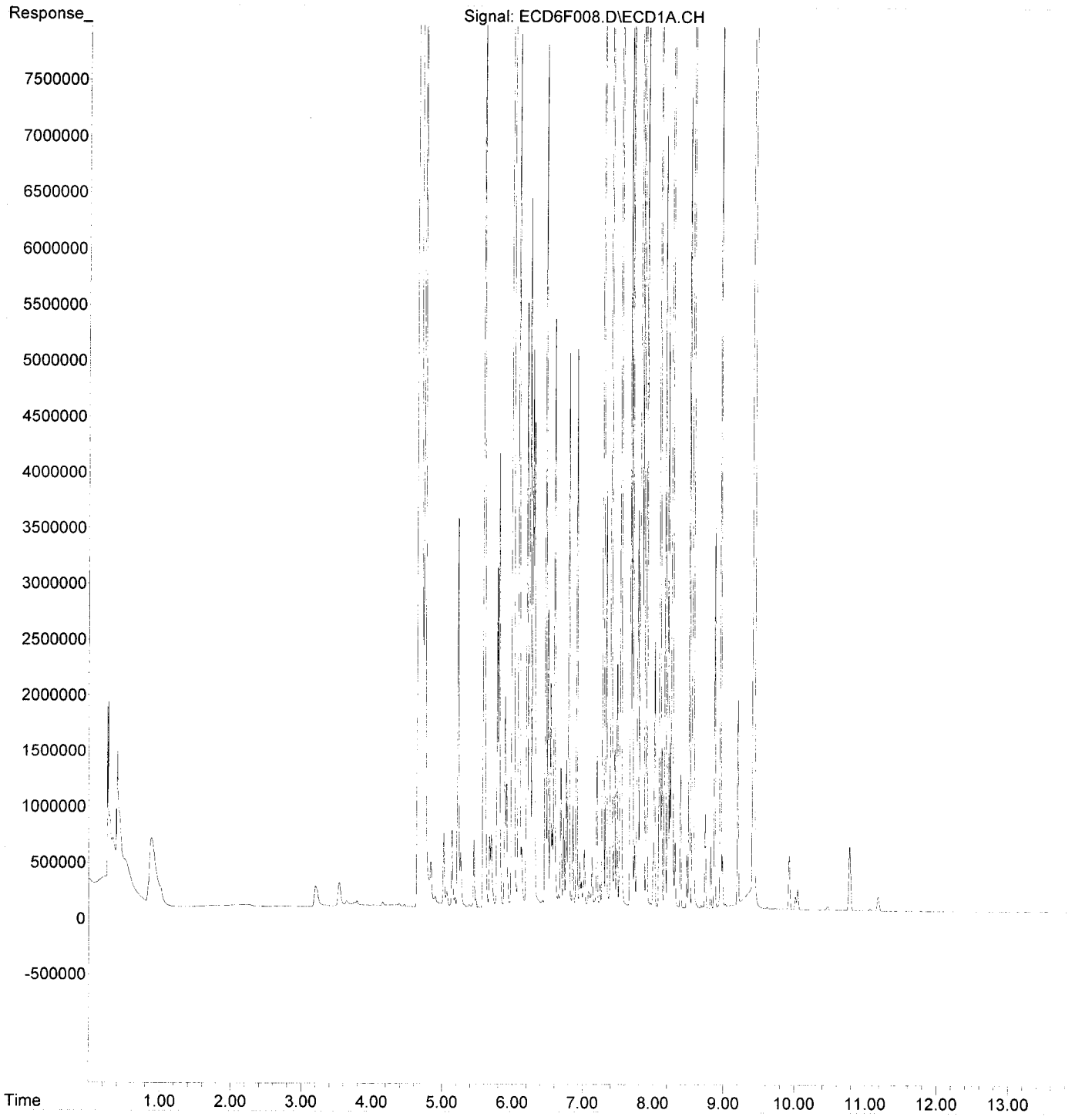

Sequence: C:\HPCHEM\1\SEQUENCE\9E24041.S

Sequence Table (Front Injector):

Method and Injection Info Part:

Line	Location	SampleName	Method	Inj	SampleType	InjVolume	DataFile
1	Vial 2	9E24041-ICB	E6A71717	1	Sample		
2	Vial 3	9E24041-CAL1	E6A71717	1	Sample		
3	Vial 4	9E24041-CAL2	E6A71717	1	Sample		
4	Vial 5	9E24041-CAL3	E6A71717	1	Sample		
5	Vial 6	9E24041-CAL4	E6A71717	1	Sample		
6	Vial 7	9E24041-CAL5	E6A71717	1	Sample		
7	Vial 8	9E24041-CAL6	E6A71717	1	Sample		
8	Vial 9	9E24041-CAL7	E6A71717	1	Sample		
9	Vial 1	Carryover Check	E6A71717	1	Sample		
10	Vial 10	9E24041-ICV1	E6A71717	1	Sample		
11	Vial 11	9E24041-CAL8	E6A71717	1	Sample		
12	Vial 12	9E24041-CAL9	E6A71717	1	Sample		
13	Vial 13	9E24041-CALA	E6A71717	1	Sample		
14	Vial 14	9E24041-CALB	E6A71717	1	Sample		
15	Vial 15	9E24041-CALC	E6A71717	1	Sample		
16	Vial 16	9E24041-CALD	E6A71717	1	Sample		
17	Vial 17	9E24041-CALE	E6A71717	1	Sample		
18	Vial 18	9E24041-ICV2	E6A71717	1	Sample		
19	Vial 19	9E24041-ICV3	E6A71717	1	Sample		
20	Vial 20	9E24041-ICV4	E6A71717	1	Sample		
21	Vial 21	9E24041-ICV5	E6A71717	1	Sample		
22	Vial 1	Isooctane	E6A71717	1	Sample		

5/28/19

Sequence Table (Back Injector):

Method and Injection Info Part:

Line	Location	SampleName	Method	Inj	SampleType	InjVolume	DataFile
1	Vial 51	Isooctane	E6A71717	1	Sample		
2	Vial 2	9E24042-ICB1	E6A71717	1	Sample		
3	Vial 3	9E24042-CAL1	E6A71717	1	Sample		
4	Vial 4	9E24042-CAL2	E6A71717	1	Sample		
5	Vial 5	9E24042-CAL3	E6A71717	1	Sample		
6	Vial 6	9E24042-CAL4	E6A71717	1	Sample		
7	Vial 7	9E24042-CAL5	E6A71717	1	Sample		
8	Vial 8	9E24042-CAL6	E6A71717	1	Sample		
9	Vial 9	9E24042-CAL7	E6A71717	1	Sample		
10	Vial 1	Carryover Check	E6A71717	1	Sample		
11	Vial 10	9E24042-ICV1	E6A71717	1	Sample		
12	Vial 11	9E24042-CAL8	E6A71717	1	Sample		
13	Vial 12	9E24042-CAL9	E6A71717	1	Sample		
14	Vial 13	9E24042-CALA	E6A71717	1	Sample		
15	Vial 14	9E24042-CALB	E6A71717	1	Sample		
16	Vial 15	9E24042-CALC	E6A71717	1	Sample		
17	Vial 16	9E24042-CALD	E6A71717	1	Sample		
18	Vial 17	9E24042-CALE	E6A71717	1	Sample		
19	Vial 18	9E24042-ICV2	E6A71717	1	Sample		
20	Vial 19	9E24042-ICV3	E6A71717	1	Sample		
21	Vial 20	9E24042-ICV4	E6A71717	1	Sample		
22	Vial 21	9E24042-ICV5	E6A71717	1	Sample		

Quantitation Report (QT Reviewed)

Data Path : S:\DATA\9E24041\
Data File : ECD6F002.D
Signal(s) : ECD1A.CH
Acq On : 24 May 2019 4:03 pm
Operator : MJB/KAK
Sample : 9E24041-CAL1
Misc :
ALS Vial : 3 Sample Multiplier: 1

Integration File: PCB1.e
Quant Time: May 28 12:51:16 2019
Quant Method : S:\METHODS\FECD6_QUANTPCB_190524.M
Quant Title : PCB Data Analysis
QLast Update : Mon May 06 09:52:44 2019
Response via : Initial Calibration
Integrator: ChemStation 6890 Scale Mode: Small noise peaks clipped

	Compound	R.T.	Response	Conc	Units
	System Monitoring Compounds				
1) S	TCMX (S)	4.658	1199609	8.247	ng/ml
62) S	DCBP (S)	9.424	1291650	9.873	ng/ml
	Target Compounds				
2)	Aroclor 1016 (1)	5.582	118614	21.570	ng/ml
3)	Aroclor 1016 (2)	6.000	212613	20.576	ng/ml
4)	Aroclor 1016 (3)	6.082	123322	22.373	ng/ml
5)	Aroclor 1016 (4)	6.243	113455	25.067	ng/ml
6)	Aroclor 1016 (5)	6.464	129022	24.194	ng/ml
7)	Aroclor 1016 (6)	6.590	87861	23.982	ng/ml
8)	Aroclor 1016 - AVE	0.000	0	N.D.	ng/ml
9)	Aroclor 1221 (1)	0.000	0	N.D.	ng/mld
10)	Aroclor 1221 (2)	0.000	0	N.D.	ng/mld
11)	Aroclor 1221 (3)	0.000	0	N.D.	ng/mld
12)	Aroclor 1221 - AVE	0.000	0	N.D.	ng/mld
13)	Aroclor 1232 (1)	0.000	0	N.D.	ng/mld
14)	Aroclor 1232 (2)	0.000	0	N.D.	ng/mld
15)	Aroclor 1232 (3)	0.000	0	N.D.	ng/mld
16)	Aroclor 1232 (4)	0.000	0	N.D.	ng/mld
17)	Aroclor 1232 (5)	0.000	0	N.D.	ng/mld
18)	Aroclor 1232 (6)	0.000	0	N.D.	ng/mld
19)	Aroclor 1232 - AVE	0.000	0	N.D.	ng/mld
20)	Aroclor 1242 (1)	0.000	0	N.D.	ng/mld
21)	Aroclor 1242 (2)	0.000	0	N.D.	ng/mld
22)	Aroclor 1242 (3)	0.000	0	N.D.	ng/mld
23)	Aroclor 1242 (4)	0.000	0	N.D.	ng/mld
24)	Aroclor 1242 (5)	0.000	0	N.D.	ng/mld
25)	Aroclor 1242 (6)	0.000	0	N.D.	ng/mld
26)	Aroclor 1242 - AVE	0.000	0	N.D.	ng/mld
27)	Aroclor 1248 (1)	0.000	0	N.D.	ng/mld
28)	Aroclor 1248 (2)	0.000	0	N.D.	ng/mld
29)	Aroclor 1248 (3)	0.000	0	N.D.	ng/mld
30)	Aroclor 1248 (4)	0.000	0	N.D.	ng/mld
31)	Aroclor 1248 (5)	0.000	0	N.D.	ng/mld
32)	Aroclor 1248 (6)	0.000	0	N.D.	ng/mld
33)	Aroclor 1248 - AVE	0.000	0	N.D.	ng/mld
34)	Aroclor 1254 (1)	0.000	0	N.D.	ng/mld
35)	Aroclor 1254 (2)	0.000	0	N.D.	ng/mld
36)	Aroclor 1254 (3)	0.000	0	N.D.	ng/mld
37)	Aroclor 1254 (4)	0.000	0	N.D.	ng/mld
38)	Aroclor 1254 (5)	0.000	0	N.D.	ng/mld
39)	Aroclor 1254 (6)	0.000	0	N.D.	ng/mld
40)	Aroclor 1254 - AVE	0.000	0	N.D.	ng/mld
41)	Aroclor 1260 (1)	7.399	233031	23.777	ng/ml
42)	Aroclor 1260 (2)	7.537	274270	22.839	ng/ml
43)	Aroclor 1260 (3)	8.092	190215	21.943	ng/ml
44)	Aroclor 1260 (4)	8.266	431729	20.153	ng/ml
45)	Aroclor 1260 (5)	8.564	301972	21.142	ng/ml
46)	Aroclor 1260 (6)	8.955	142473	24.640	ng/ml
47)	Aroclor 1260 - AVE	0.000	0	N.D.	ng/ml

5/28/19

Quantitation Report (QT Reviewed)

Data Path : S:\DATA\9E24041\
Data File : ECD6F002.D
Signal(s) : ECD1A.CH
Acq On : 24 May 2019 4:03 pm
Operator : MJB/KAK
Sample : 9E24041-CAL1
Misc :
ALS Vial : 3 Sample Multiplier: 1

Integration File: PCB1.e
Quant Time: May 28 12:51:16 2019
Quant Method : S:\METHODS\FECD6_QUANTPCB_190524.M
Quant Title : PCB Data Analysis
QLast Update : Mon May 06 09:52:44 2019
Response via : Initial Calibration
Integrator: ChemStation 6890 Scale Mode: Small noise peaks clipped

	Compound	R.T.	Response	Conc	Units
48)	Aroclor 1262 (1)	0.000	0	N.D.	ng/mld
49)	Aroclor 1262 (2)	0.000	0	N.D.	ng/mld
50)	Aroclor 1262 (3)	0.000	0	N.D.	ng/mld
51)	Aroclor 1262 (4)	0.000	0	N.D.	ng/mld
52)	Aroclor 1262 (5)	0.000	0	N.D.	ng/mld
53)	Aroclor 1262 (6)	0.000	0	N.D.	ng/mld
54)	Aroclor 1262 - AVE	0.000	0	N.D.	ng/mld
55)	Aroclor 1268 (1)	0.000	0	N.D.	ng/mld
56)	Aroclor 1268 (2)	0.000	0	N.D.	ng/mld
57)	Aroclor 1268 (3)	0.000	0	N.D.	ng/mld
58)	Aroclor 1268 (4)	0.000	0	N.D.	ng/mld
59)	Aroclor 1268 (5)	0.000	0	N.D.	ng/mld
60)	Aroclor 1268 (6)	0.000	0	N.D.	ng/mld
61)	Aroclor 1268 - AVE	0.000	0	N.D.	ng/mld

(f)=RT Delta > 1/2 Window (m)=manual int.

Quantitation Report (QT Reviewed)

Data Path : S:\DATA\9E24041\
Data File : ECD6F002.D
Signal(s) : ECD1A.CH
Acq On : 24 May 2019 4:03 pm
Operator : MJB/KAK
Sample : 9E24041-CAL1
Misc :
ALS Vial : 3 Sample Multiplier: 1

Integration File: PCB1.e
Quant Time: May 28 12:51:16 2019
Quant Method : S:\METHODS\FECD6_QUANTPCB_190524.M
Quant Title : PCB Data Analysis
QLast Update : Mon May 06 09:52:44 2019
Response via : Initial Calibration
Integrator: ChemStation 6890 Scale Mode: Small noise peaks clipped

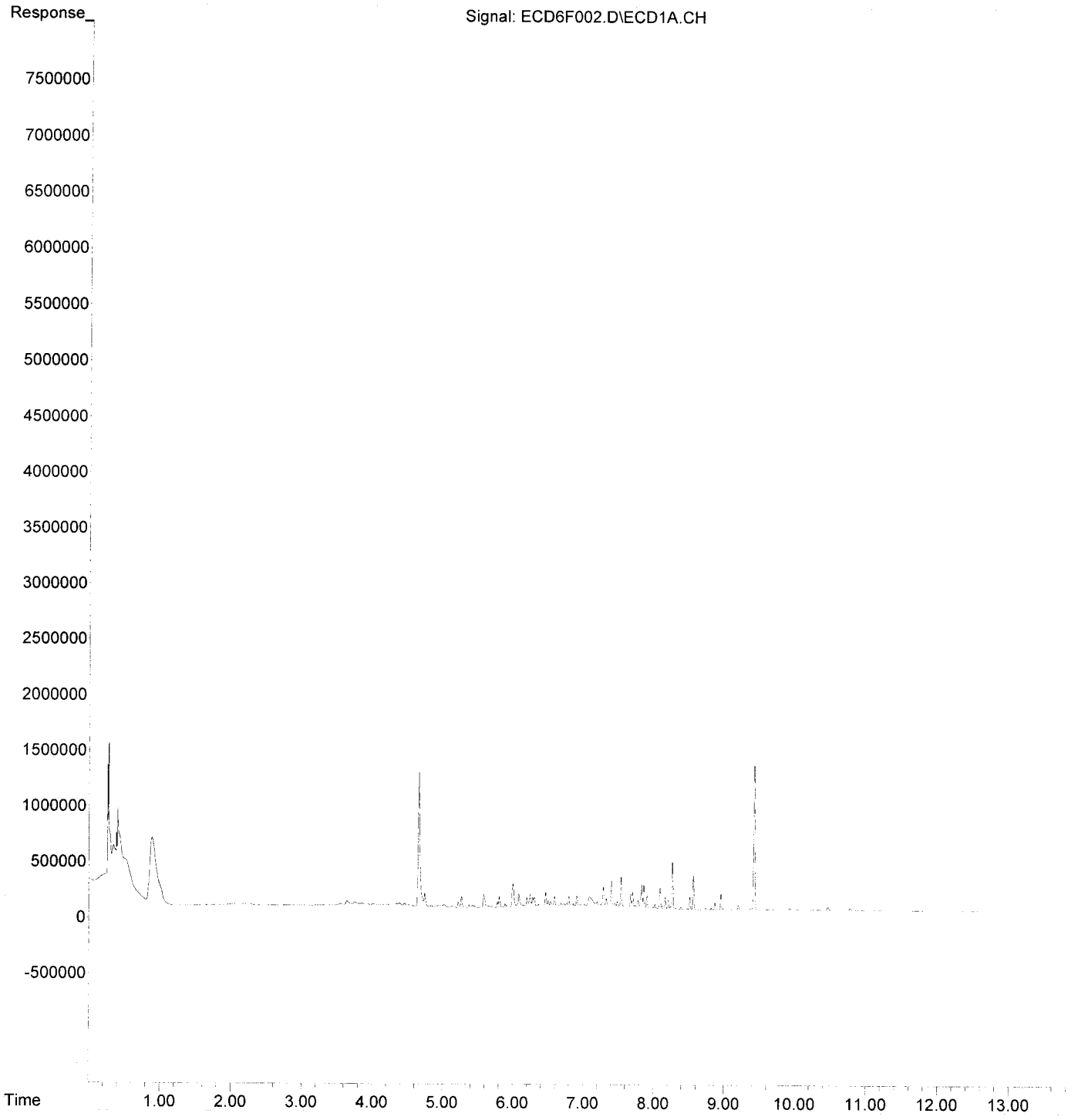

Quantitation Report (QT Reviewed)

Data Path : S:\DATA\9E24041\
Data File : ECD6F003.D
Signal(s) : ECD1A.CH
Acq On : 24 May 2019 4:20 pm
Operator : MJB/KAK
Sample : 9E24041-CAL2
Misc :
ALS Vial : 4 Sample Multiplier: 1

Integration File: PCB1.e
Quant Time: May 28 12:52:08 2019
Quant Method : S:\METHODS\FECD6_QUANTPCB_190524.M
Quant Title : PCB Data Analysis
QLast Update : Mon May 06 09:52:44 2019
Response via : Initial Calibration
Integrator: ChemStation 6890 Scale Mode: Small noise peaks clipped

	Compound	R.T.	Response	Conc	Units
	System Monitoring Compounds				
1) S	TCMX (S)	4.657	3182297	21.877	ng/ml
62) S	DCBP (S)	9.424	3265322	24.960	ng/ml
	Target Compounds				
2)	Aroclor 1016 (1)	5.582	280843	51.071	ng/ml
3)	Aroclor 1016 (2)	6.000	542122	52.464	ng/ml
4)	Aroclor 1016 (3)	6.082	292244	53.019	ng/ml
5)	Aroclor 1016 (4)	6.243	252675	55.827	ng/ml
6)	Aroclor 1016 (5)	6.464	305185	57.228	ng/ml
7)	Aroclor 1016 (6)	6.590	205249	56.023	ng/ml
8)	Aroclor 1016 - AVE	0.000	0	N.D.	ng/ml
9)	Aroclor 1221 (1)	0.000	0	N.D.	ng/mld
10)	Aroclor 1221 (2)	0.000	0	N.D.	ng/mld
11)	Aroclor 1221 (3)	0.000	0	N.D.	ng/mld
12)	Aroclor 1221 - AVE	0.000	0	N.D.	ng/mld
13)	Aroclor 1232 (1)	0.000	0	N.D.	ng/mld
14)	Aroclor 1232 (2)	0.000	0	N.D.	ng/mld
15)	Aroclor 1232 (3)	0.000	0	N.D.	ng/mld
16)	Aroclor 1232 (4)	0.000	0	N.D.	ng/mld
17)	Aroclor 1232 (5)	0.000	0	N.D.	ng/mld
18)	Aroclor 1232 (6)	0.000	0	N.D.	ng/mld
19)	Aroclor 1232 - AVE	0.000	0	N.D.	ng/mld
20)	Aroclor 1242 (1)	0.000	0	N.D.	ng/mld
21)	Aroclor 1242 (2)	0.000	0	N.D.	ng/mld
22)	Aroclor 1242 (3)	0.000	0	N.D.	ng/mld
23)	Aroclor 1242 (4)	0.000	0	N.D.	ng/mld
24)	Aroclor 1242 (5)	0.000	0	N.D.	ng/mld
25)	Aroclor 1242 (6)	0.000	0	N.D.	ng/mld
26)	Aroclor 1242 - AVE	0.000	0	N.D.	ng/mld
27)	Aroclor 1248 (1)	0.000	0	N.D.	ng/mld
28)	Aroclor 1248 (2)	0.000	0	N.D.	ng/mld
29)	Aroclor 1248 (3)	0.000	0	N.D.	ng/mld
30)	Aroclor 1248 (4)	0.000	0	N.D.	ng/mld
31)	Aroclor 1248 (5)	0.000	0	N.D.	ng/mld
32)	Aroclor 1248 (6)	0.000	0	N.D.	ng/mld
33)	Aroclor 1248 - AVE	0.000	0	N.D.	ng/mld
34)	Aroclor 1254 (1)	0.000	0	N.D.	ng/mld
35)	Aroclor 1254 (2)	0.000	0	N.D.	ng/mld
36)	Aroclor 1254 (3)	0.000	0	N.D.	ng/mld
37)	Aroclor 1254 (4)	0.000	0	N.D.	ng/mld
38)	Aroclor 1254 (5)	0.000	0	N.D.	ng/mld
39)	Aroclor 1254 (6)	0.000	0	N.D.	ng/mld
40)	Aroclor 1254 - AVE	0.000	0	N.D.	ng/mld
41)	Aroclor 1260 (1)	7.399	534461	54.534	ng/ml
42)	Aroclor 1260 (2)	7.536	654585	54.507	ng/ml
43)	Aroclor 1260 (3)	8.092	462770	53.385	ng/ml
44)	Aroclor 1260 (4)	8.266	1143521	53.379	ng/ml
45)	Aroclor 1260 (5)	8.564	745753	52.212	ng/ml
46)	Aroclor 1260 (6)	8.954	323257	55.905	ng/ml
47)	Aroclor 1260 - AVE	0.000	0	N.D.	ng/ml

5/28/19

Quantitation Report (QT Reviewed)

Data Path : S:\DATA\9E24041\
Data File : ECD6F003.D
Signal(s) : ECD1A.CH
Acq On : 24 May 2019 4:20 pm
Operator : MJB/KAK
Sample : 9E24041-CAL2
Misc :
ALS Vial : 4 Sample Multiplier: 1

Integration File: PCB1.e
Quant Time: May 28 12:52:08 2019
Quant Method : S:\METHODS\FECD6_QUANTPCB_190524.M
Quant Title : PCB Data Analysis
QLast Update : Mon May 06 09:52:44 2019
Response via : Initial Calibration
Integrator: ChemStation 6890 Scale Mode: Small noise peaks clipped

	Compound	R.T.	Response	Conc	Units
48)	Aroclor 1262 (1)	0.000	0	N.D.	ng/mld
49)	Aroclor 1262 (2)	0.000	0	N.D.	ng/mld
50)	Aroclor 1262 (3)	0.000	0	N.D.	ng/mld
51)	Aroclor 1262 (4)	0.000	0	N.D.	ng/mld
52)	Aroclor 1262 (5)	0.000	0	N.D.	ng/mld
53)	Aroclor 1262 (6)	0.000	0	N.D.	ng/mld
54)	Aroclor 1262 - AVE	0.000	0	N.D.	ng/mld
55)	Aroclor 1268 (1)	0.000	0	N.D.	ng/mld
56)	Aroclor 1268 (2)	0.000	0	N.D.	ng/mld
57)	Aroclor 1268 (3)	0.000	0	N.D.	ng/mld
58)	Aroclor 1268 (4)	0.000	0	N.D.	ng/mld
59)	Aroclor 1268 (5)	0.000	0	N.D.	ng/mld
60)	Aroclor 1268 (6)	0.000	0	N.D.	ng/mld
61)	Aroclor 1268 - AVE	0.000	0	N.D.	ng/mld

(f)=RT Delta > 1/2 Window (m)=manual int.

Quantitation Report (QT Reviewed)

Data Path : S:\DATA\9E24041\
Data File : ECD6F003.D
Signal(s) : ECD1A.CH
Acq On : 24 May 2019 4:20 pm
Operator : MJB/KAK
Sample : 9E24041-CAL2
Misc :
ALS Vial : 4 Sample Multiplier: 1

Integration File: PCB1.e
Quant Time: May 28 12:52:08 2019
Quant Method : S:\METHODS\FECD6_QUANTPCB_190524.M
Quant Title : PCB Data Analysis
QLast Update : Mon May 06 09:52:44 2019
Response via : Initial Calibration
Integrator: ChemStation 6890 Scale Mode: Small noise peaks clipped

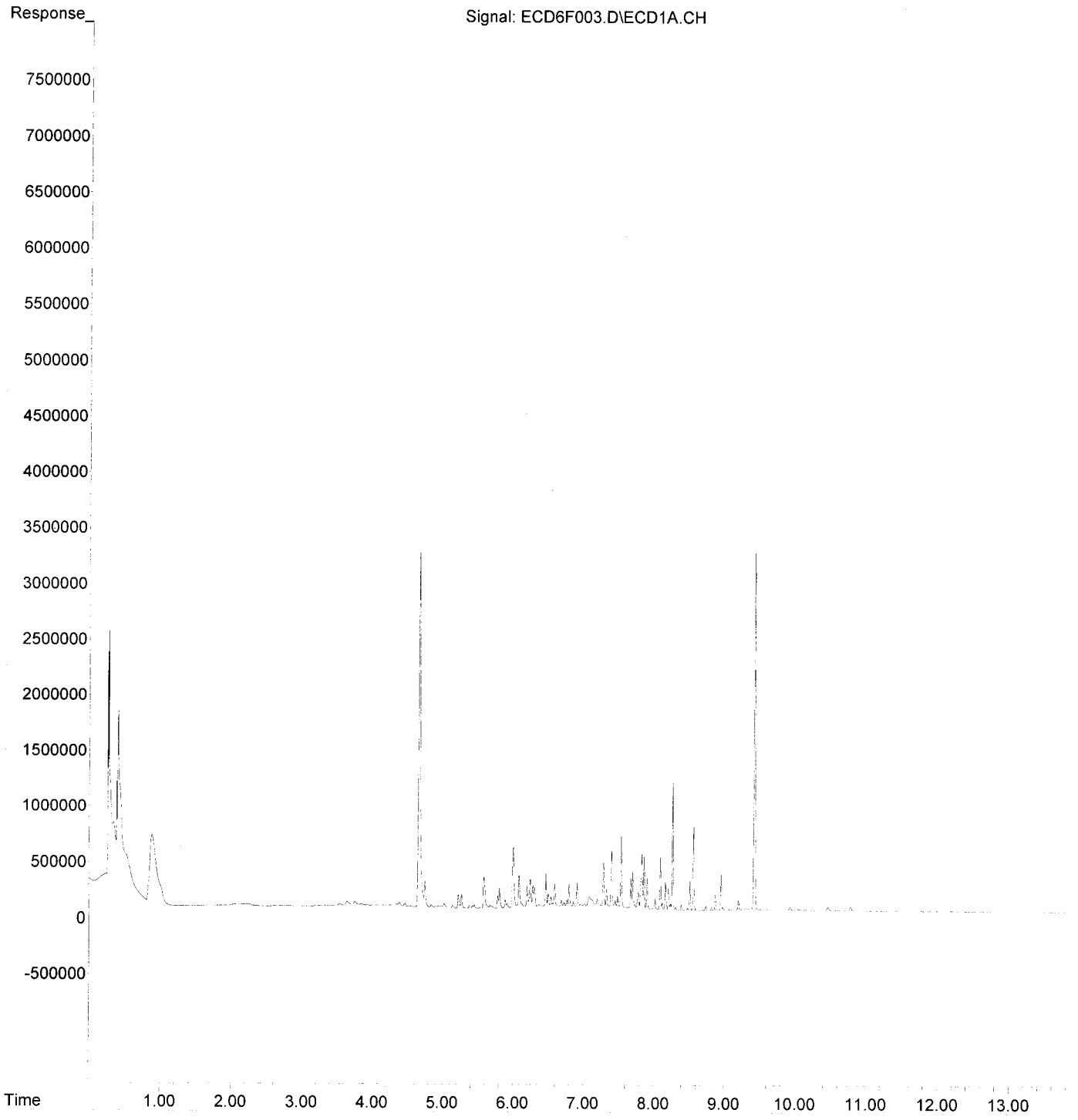

Quantitation Report (QT Reviewed)

Data Path : S:\DATA\9E24041\
Data File : ECD6F004.D
Signal(s) : ECD1A.CH
Acq On : 24 May 2019 4:38 pm
Operator : MJB/KAK
Sample : 9E24041-CAL3
Misc :
ALS Vial : 5 Sample Multiplier: 1

Integration File: PCB1.e
Quant Time: May 28 12:53:00 2019
Quant Method : S:\METHODS\FECD6_QUANTPCB_190524.M
Quant Title : PCB Data Analysis
QLast Update : Mon May 06 09:52:44 2019
Response via : Initial Calibration
Integrator: ChemStation 6890 Scale Mode: Small noise peaks clipped

	Compound	R.T.	Response	Conc	Units
	System Monitoring Compounds				
1) S	TCMX (S)	4.657	6291016	43.248	ng/ml
62) S	DCBP (S)	9.425	6379539	48.764	ng/ml
	Target Compounds				
2)	Aroclor 1016 (1)	5.582	538289	97.886	ng/ml
3)	Aroclor 1016 (2)	6.000	1047396	101.361	ng/ml
4)	Aroclor 1016 (3)	6.082	563375	102.209	ng/ml
5)	Aroclor 1016 (4)	6.243	481885	106.469	ng/ml
6)	Aroclor 1016 (5)	6.464	562577	105.494	ng/ml
7)	Aroclor 1016 (6)	6.591	389952	106.437	ng/ml
8)	Aroclor 1016 - AVE	0.000	0	N.D.	ng/ml
9)	Aroclor 1221 (1)	0.000	0	N.D.	ng/mld
10)	Aroclor 1221 (2)	0.000	0	N.D.	ng/mld
11)	Aroclor 1221 (3)	0.000	0	N.D.	ng/mld
12)	Aroclor 1221 - AVE	0.000	0	N.D.	ng/mld
13)	Aroclor 1232 (1)	0.000	0	N.D.	ng/mld
14)	Aroclor 1232 (2)	0.000	0	N.D.	ng/mld
15)	Aroclor 1232 (3)	0.000	0	N.D.	ng/mld
16)	Aroclor 1232 (4)	0.000	0	N.D.	ng/mld
17)	Aroclor 1232 (5)	0.000	0	N.D.	ng/mld
18)	Aroclor 1232 (6)	0.000	0	N.D.	ng/mld
19)	Aroclor 1232 - AVE	0.000	0	N.D.	ng/mld
20)	Aroclor 1242 (1)	0.000	0	N.D.	ng/mld
21)	Aroclor 1242 (2)	0.000	0	N.D.	ng/mld
22)	Aroclor 1242 (3)	0.000	0	N.D.	ng/mld
23)	Aroclor 1242 (4)	0.000	0	N.D.	ng/mld
24)	Aroclor 1242 (5)	0.000	0	N.D.	ng/mld
25)	Aroclor 1242 (6)	0.000	0	N.D.	ng/mld
26)	Aroclor 1242 - AVE	0.000	0	N.D.	ng/mld
27)	Aroclor 1248 (1)	0.000	0	N.D.	ng/mld
28)	Aroclor 1248 (2)	0.000	0	N.D.	ng/mld
29)	Aroclor 1248 (3)	0.000	0	N.D.	ng/mld
30)	Aroclor 1248 (4)	0.000	0	N.D.	ng/mld
31)	Aroclor 1248 (5)	0.000	0	N.D.	ng/mld
32)	Aroclor 1248 (6)	0.000	0	N.D.	ng/mld
33)	Aroclor 1248 - AVE	0.000	0	N.D.	ng/mld
34)	Aroclor 1254 (1)	0.000	0	N.D.	ng/mld
35)	Aroclor 1254 (2)	0.000	0	N.D.	ng/mld
36)	Aroclor 1254 (3)	0.000	0	N.D.	ng/mld
37)	Aroclor 1254 (4)	0.000	0	N.D.	ng/mld
38)	Aroclor 1254 (5)	0.000	0	N.D.	ng/mld
39)	Aroclor 1254 (6)	0.000	0	N.D.	ng/mld
40)	Aroclor 1254 - AVE	0.000	0	N.D.	ng/mld
41)	Aroclor 1260 (1)	7.399	1087987	111.013	ng/ml
42)	Aroclor 1260 (2)	7.536	1337271	111.355	ng/ml
43)	Aroclor 1260 (3)	8.092	967870	111.652	ng/ml
44)	Aroclor 1260 (4)	8.266	2272088	106.061	ng/ml
45)	Aroclor 1260 (5)	8.564	1565735	109.622	ng/ml
46)	Aroclor 1260 (6)	8.954	644669	111.491	ng/ml
47)	Aroclor 1260 - AVE	0.000	0	N.D.	ng/mld

5/28/19

Quantitation Report (QT Reviewed)

Data Path : S:\DATA\9E24041\
Data File : ECD6F004.D
Signal(s) : ECD1A.CH
Acq On : 24 May 2019 4:38 pm
Operator : MJB/KAK
Sample : 9E24041-CAL3
Misc :
ALS Vial : 5 Sample Multiplier: 1

Integration File: PCB1.e
Quant Time: May 28 12:53:00 2019
Quant Method : S:\METHODS\FECD6_QUANTPCB_190524.M
Quant Title : PCB Data Analysis
QLast Update : Mon May 06 09:52:44 2019
Response via : Initial Calibration
Integrator: ChemStation 6890 Scale Mode: Small noise peaks clipped

	Compound	R.T.	Response	Conc	Units
48)	Aroclor 1262 (1)	0.000	0	N.D.	ng/mld
49)	Aroclor 1262 (2)	0.000	0	N.D.	ng/mld
50)	Aroclor 1262 (3)	0.000	0	N.D.	ng/mld
51)	Aroclor 1262 (4)	0.000	0	N.D.	ng/mld
52)	Aroclor 1262 (5)	0.000	0	N.D.	ng/mld
53)	Aroclor 1262 (6)	0.000	0	N.D.	ng/mld
54)	Aroclor 1262 - AVE	0.000	0	N.D.	ng/mld
55)	Aroclor 1268 (1)	0.000	0	N.D.	ng/mld
56)	Aroclor 1268 (2)	0.000	0	N.D.	ng/mld
57)	Aroclor 1268 (3)	0.000	0	N.D.	ng/mld
58)	Aroclor 1268 (4)	0.000	0	N.D.	ng/mld
59)	Aroclor 1268 (5)	0.000	0	N.D.	ng/mld
60)	Aroclor 1268 (6)	0.000	0	N.D.	ng/mld
61)	Aroclor 1268 - AVE	0.000	0	N.D.	ng/mld

(f)=RT Delta > 1/2 Window (m)=manual int.

Quantitation Report (QT Reviewed)

Data Path : S:\DATA\9E24041\
Data File : ECD6F004.D
Signal(s) : ECD1A.CH
Acq On : 24 May 2019 4:38 pm
Operator : MJB/KAK
Sample : 9E24041-CAL3
Misc :
ALS Vial : 5 Sample Multiplier: 1

Integration File: PCB1.e
Quant Time: May 28 12:53:00 2019
Quant Method : S:\METHODS\FECD6_QUANTPCB_190524.M
Quant Title : PCB Data Analysis
QLast Update : Mon May 06 09:52:44 2019
Response via : Initial Calibration
Integrator: ChemStation 6890 Scale Mode: Small noise peaks clipped

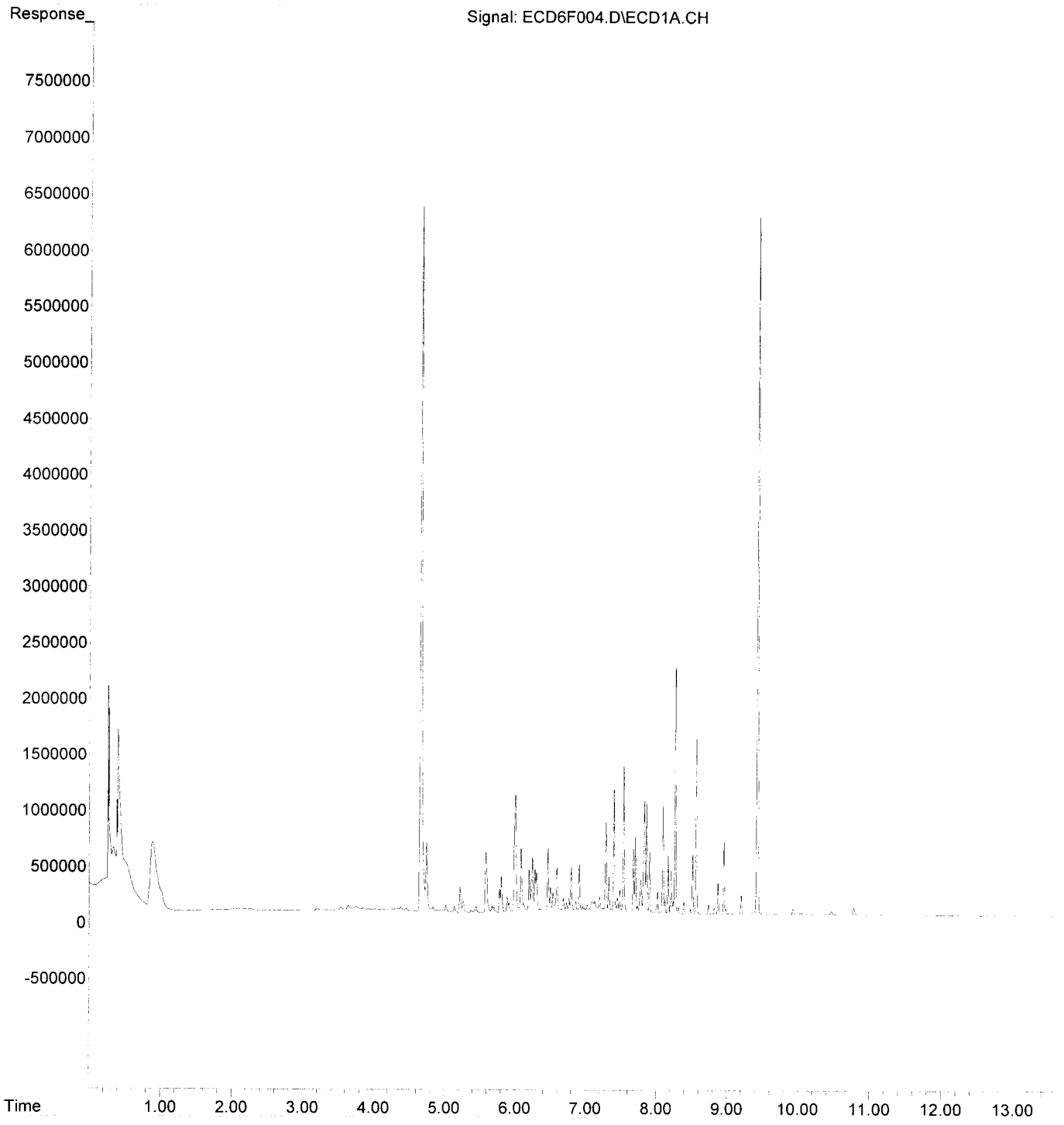

Quantitation Report (QT Reviewed)

Data Path : S:\DATA\9E24041\
Data File : ECD6F005.D
Signal(s) : ECD1A.CH
Acq On : 24 May 2019 4:57 pm
Operator : MJB/KAK
Sample : 9E24041-CAL4
Misc :
ALS Vial : 6 Sample Multiplier: 1

Integration File: PCB1.e
Quant Time: May 28 12:54:03 2019
Quant Method : S:\METHODS\FECD6_QUANTPCB_190524.M
Quant Title : PCB Data Analysis
QLast Update : Mon May 06 09:52:44 2019
Response via : Initial Calibration
Integrator: ChemStation 6890 Scale Mode: Small noise peaks clipped

	Compound	R.T.	Response	Conc	Units
	System Monitoring Compounds				
1) S	TCMX (S)	4.656	13714314	94.279	ng/ml
62) S	DCBP (S)	9.425	14022797	107.188	ng/ml
	Target Compounds				
2)	Aroclor 1016 (1)	5.582	1097089	199.503	ng/ml
3)	Aroclor 1016 (2)	6.000	2073949	200.706	ng/ml
4)	Aroclor 1016 (3)	6.081	1073668	194.787	ng/ml
5)	Aroclor 1016 (4)	6.242	893239	197.356	ng/ml
6)	Aroclor 1016 (5)	6.464	1082452	202.980	ng/ml
7)	Aroclor 1016 (6)	6.590	740307	202.067	ng/ml
8)	Aroclor 1016 - AVE	0.000	0	N.D.	ng/ml
9)	Aroclor 1221 (1)	0.000	0	N.D.	ng/mld
10)	Aroclor 1221 (2)	0.000	0	N.D.	ng/mld
11)	Aroclor 1221 (3)	0.000	0	N.D.	ng/mld
12)	Aroclor 1221 - AVE	0.000	0	N.D.	ng/mld
13)	Aroclor 1232 (1)	0.000	0	N.D.	ng/mld
14)	Aroclor 1232 (2)	0.000	0	N.D.	ng/mld
15)	Aroclor 1232 (3)	0.000	0	N.D.	ng/mld
16)	Aroclor 1232 (4)	0.000	0	N.D.	ng/mld
17)	Aroclor 1232 (5)	0.000	0	N.D.	ng/mld
18)	Aroclor 1232 (6)	0.000	0	N.D.	ng/mld
19)	Aroclor 1232 - AVE	0.000	0	N.D.	ng/mld
20)	Aroclor 1242 (1)	0.000	0	N.D.	ng/mld
21)	Aroclor 1242 (2)	0.000	0	N.D.	ng/mld
22)	Aroclor 1242 (3)	0.000	0	N.D.	ng/mld
23)	Aroclor 1242 (4)	0.000	0	N.D.	ng/mld
24)	Aroclor 1242 (5)	0.000	0	N.D.	ng/mld
25)	Aroclor 1242 (6)	0.000	0	N.D.	ng/mld
26)	Aroclor 1242 - AVE	0.000	0	N.D.	ng/mld
27)	Aroclor 1248 (1)	0.000	0	N.D.	ng/mld
28)	Aroclor 1248 (2)	0.000	0	N.D.	ng/mld
29)	Aroclor 1248 (3)	0.000	0	N.D.	ng/mld
30)	Aroclor 1248 (4)	0.000	0	N.D.	ng/mld
31)	Aroclor 1248 (5)	0.000	0	N.D.	ng/mld
32)	Aroclor 1248 (6)	0.000	0	N.D.	ng/mld
33)	Aroclor 1248 - AVE	0.000	0	N.D.	ng/mld
34)	Aroclor 1254 (1)	0.000	0	N.D.	ng/mld
35)	Aroclor 1254 (2)	0.000	0	N.D.	ng/mld
36)	Aroclor 1254 (3)	0.000	0	N.D.	ng/mld
37)	Aroclor 1254 (4)	0.000	0	N.D.	ng/mld
38)	Aroclor 1254 (5)	0.000	0	N.D.	ng/mld
39)	Aroclor 1254 (6)	0.000	0	N.D.	ng/mld
40)	Aroclor 1254 - AVE	0.000	0	N.D.	ng/ml
41)	Aroclor 1260 (1)	7.399	2027516	206.878	ng/ml
42)	Aroclor 1260 (2)	7.536	2504072	208.515	ng/ml
43)	Aroclor 1260 (3)	8.092	1861158	214.701	ng/ml
44)	Aroclor 1260 (4)	8.266	4612186	215.296	ng/ml
45)	Aroclor 1260 (5)	8.564	2991133	209.418	ng/ml
46)	Aroclor 1260 (6)	8.954	1189984	205.800	ng/ml
47)	Aroclor 1260 - AVE	0.000	0	N.D.	ng/ml

5/28/19

Quantitation Report (QT Reviewed)

Data Path : S:\DATA\9E24041\
Data File : ECD6F005.D
Signal(s) : ECD1A.CH
Acq On : 24 May 2019 4:57 pm
Operator : MJB/KAK
Sample : 9E24041-CAL4
Misc :
ALS Vial : 6 Sample Multiplier: 1

Integration File: PCB1.e
Quant Time: May 28 12:54:03 2019
Quant Method : S:\METHODS\FECD6_QUANTPCB_190524.M
Quant Title : PCB Data Analysis
QLast Update : Mon May 06 09:52:44 2019
Response via : Initial Calibration
Integrator: ChemStation 6890 Scale Mode: Small noise peaks clipped

	Compound	R.T.	Response	Conc	Units
48)	Aroclor 1262 (1)	0.000	0	N.D.	ng/mld
49)	Aroclor 1262 (2)	0.000	0	N.D.	ng/mld
50)	Aroclor 1262 (3)	0.000	0	N.D.	ng/mld
51)	Aroclor 1262 (4)	0.000	0	N.D.	ng/mld
52)	Aroclor 1262 (5)	0.000	0	N.D.	ng/mld
53)	Aroclor 1262 (6)	0.000	0	N.D.	ng/mld
54)	Aroclor 1262 - AVE	0.000	0	N.D.	ng/mld
55)	Aroclor 1268 (1)	0.000	0	N.D.	ng/mld
56)	Aroclor 1268 (2)	0.000	0	N.D.	ng/mld
57)	Aroclor 1268 (3)	0.000	0	N.D.	ng/mld
58)	Aroclor 1268 (4)	0.000	0	N.D.	ng/mld
59)	Aroclor 1268 (5)	0.000	0	N.D.	ng/mld
60)	Aroclor 1268 (6)	0.000	0	N.D.	ng/mld
61)	Aroclor 1268 - AVE	0.000	0	N.D.	ng/mld

(f)=RT Delta > 1/2 Window (m)=manual int.

Quantitation Report (QT Reviewed)

Data Path : S:\DATA\9E24041\
Data File : ECD6F005.D
Signal(s) : ECD1A.CH
Acq On : 24 May 2019 4:57 pm
Operator : MJB/KAK
Sample : 9E24041-CAL4
Misc :
ALS Vial : 6 Sample Multiplier: 1

Integration File: PCB1.e
Quant Time: May 28 12:54:03 2019
Quant Method : S:\METHODS\FECD6_QUANTPCB_190524.M
Quant Title : PCB Data Analysis
QLast Update : Mon May 06 09:52:44 2019
Response via : Initial Calibration
Integrator: ChemStation 6890 Scale Mode: Small noise peaks clipped

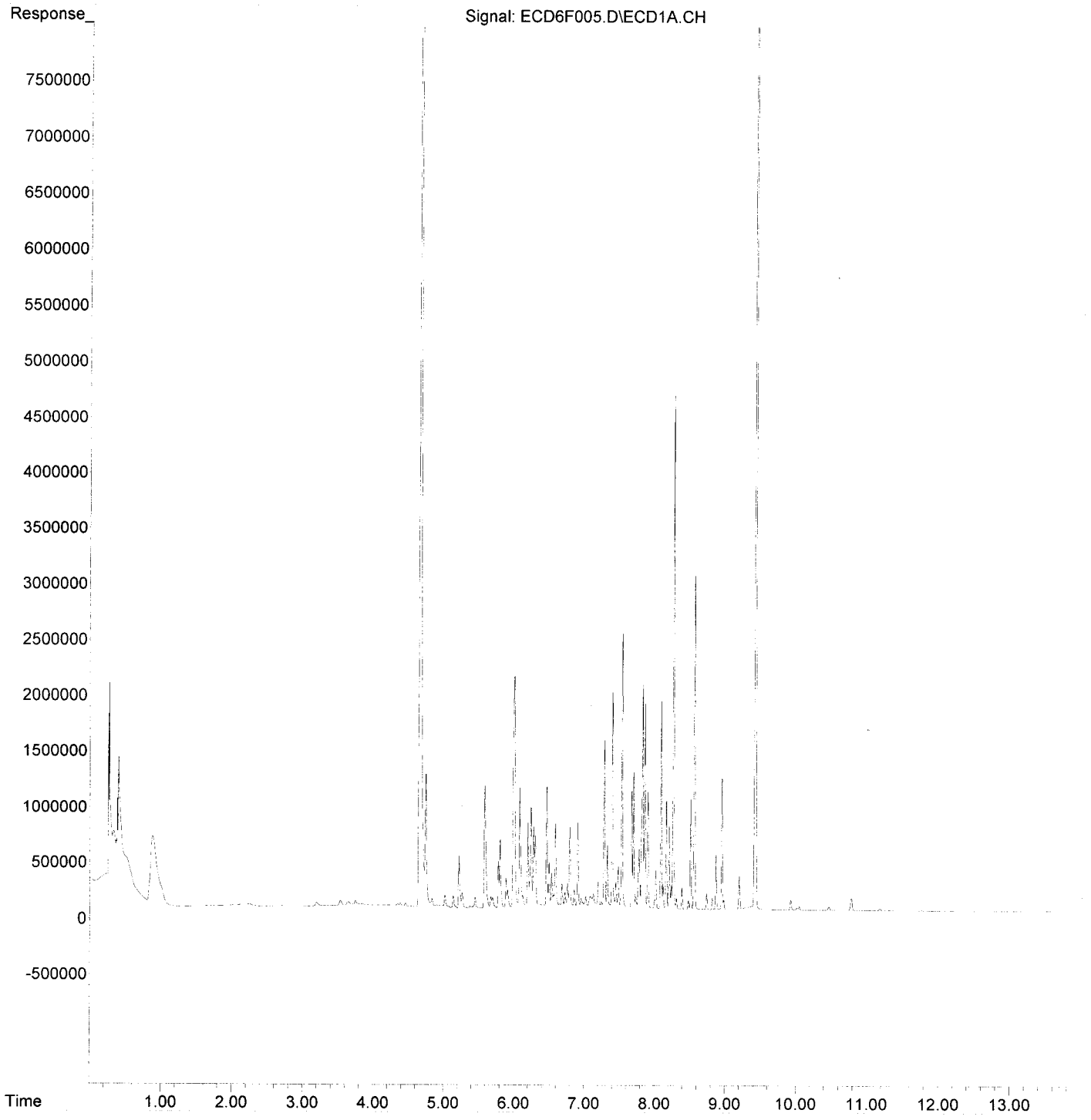

Quantitation Report (QT Reviewed)

Data Path : S:\DATA\9E24041\
Data File : ECD6F006.D
Signal(s) : ECD1A.CH
Acq On : 24 May 2019 5:14 pm
Operator : MJB/KAK
Sample : 9E24041-CAL5
Misc :
ALS Vial : 7 Sample Multiplier: 1

Integration File: PCB1.e
Quant Time: May 28 12:50:27 2019
Quant Method : S:\METHODS\FECD6_QUANTPCB_190524.M
Quant Title : PCB Data Analysis
QLast Update : Mon May 06 09:52:44 2019
Response via : Initial Calibration
Integrator: ChemStation 6890 Scale Mode: Small noise peaks clipped

	Compound	R.T.	Response	Conc	Units
	System Monitoring Compounds				
1) S	TCMX (S)	4.659	38265238	263.055	ng/ml
62) S	DCBP (S)	9.425	38777812	296.411	ng/ml
	Target Compounds				
2)	Aroclor 1016 (1)	5.583	2806242	510.308	ng/ml
3)	Aroclor 1016 (2)	6.001	5542871	536.409	ng/ml
4)	Aroclor 1016 (3)	6.082	2815037	510.710	ng/ml
5)	Aroclor 1016 (4)	6.243	2245384	496.104	ng/ml
6)	Aroclor 1016 (5)	6.464	2748596	515.414	ng/ml
7)	Aroclor 1016 (6)	6.591	1923385	524.987	ng/ml
8)	Aroclor 1016 - AVE	0.000	0	N.D.	ng/ml
9)	Aroclor 1221 (1)	0.000	0	N.D.	ng/mld
10)	Aroclor 1221 (2)	0.000	0	N.D.	ng/mld
11)	Aroclor 1221 (3)	0.000	0	N.D.	ng/mld
12)	Aroclor 1221 - AVE	0.000	0	N.D.	ng/mld
13)	Aroclor 1232 (1)	0.000	0	N.D.	ng/mld
14)	Aroclor 1232 (2)	0.000	0	N.D.	ng/mld
15)	Aroclor 1232 (3)	0.000	0	N.D.	ng/mld
16)	Aroclor 1232 (4)	0.000	0	N.D.	ng/mld
17)	Aroclor 1232 (5)	0.000	0	N.D.	ng/mld
18)	Aroclor 1232 (6)	0.000	0	N.D.	ng/mld
19)	Aroclor 1232 - AVE	0.000	0	N.D.	ng/mld
20)	Aroclor 1242 (1)	0.000	0	N.D.	ng/mld
21)	Aroclor 1242 (2)	0.000	0	N.D.	ng/mld
22)	Aroclor 1242 (3)	0.000	0	N.D.	ng/mld
23)	Aroclor 1242 (4)	0.000	0	N.D.	ng/mld
24)	Aroclor 1242 (5)	0.000	0	N.D.	ng/mld
25)	Aroclor 1242 (6)	0.000	0	N.D.	ng/mld
26)	Aroclor 1242 - AVE	0.000	0	N.D.	ng/mld
27)	Aroclor 1248 (1)	0.000	0	N.D.	ng/mld
28)	Aroclor 1248 (2)	0.000	0	N.D.	ng/mld
29)	Aroclor 1248 (3)	0.000	0	N.D.	ng/mld
30)	Aroclor 1248 (4)	0.000	0	N.D.	ng/mld
31)	Aroclor 1248 (5)	0.000	0	N.D.	ng/mld
32)	Aroclor 1248 (6)	0.000	0	N.D.	ng/mld
33)	Aroclor 1248 - AVE	0.000	0	N.D.	ng/mld
34)	Aroclor 1254 (1)	0.000	0	N.D.	ng/mld
35)	Aroclor 1254 (2)	0.000	0	N.D.	ng/mld
36)	Aroclor 1254 (3)	0.000	0	N.D.	ng/mld
37)	Aroclor 1254 (4)	0.000	0	N.D.	ng/mld
38)	Aroclor 1254 (5)	0.000	0	N.D.	ng/mld
39)	Aroclor 1254 (6)	0.000	0	N.D.	ng/mld
40)	Aroclor 1254 - AVE	0.000	0	N.D.	ng/mld
41)	Aroclor 1260 (1)	7.399	5172784	527.806	ng/ml
42)	Aroclor 1260 (2)	7.536	6562452	546.457	ng/ml
43)	Aroclor 1260 (3)	8.092	4640959	535.376	ng/ml
44)	Aroclor 1260 (4)	8.267	12015773	560.894	ng/ml
45)	Aroclor 1260 (5)	8.565	8022294	561.664	ng/ml
46)	Aroclor 1260 (6)	8.954	2982153	515.745	ng/ml
47)	Aroclor 1260 - AVE	0.000	0	N.D.	ng/mld

5/28/19

Quantitation Report (QT Reviewed)

Data Path : S:\DATA\9E24041\
Data File : ECD6F006.D
Signal(s) : ECD1A.CH
Acq On : 24 May 2019 5:14 pm
Operator : MJB/KAK
Sample : 9E24041-CAL5
Misc :
ALS Vial : 7 Sample Multiplier: 1

Integration File: PCB1.e
Quant Time: May 28 12:50:27 2019
Quant Method : S:\METHODS\FECD6_QUANTPCB_190524.M
Quant Title : PCB Data Analysis
QLast Update : Mon May 06 09:52:44 2019
Response via : Initial Calibration
Integrator: ChemStation 6890 Scale Mode: Small noise peaks clipped

	Compound	R.T.	Response	Conc	Units
48)	Aroclor 1262 (1)	0.000	0	N.D.	ng/mld
49)	Aroclor 1262 (2)	0.000	0	N.D.	ng/mld
50)	Aroclor 1262 (3)	0.000	0	N.D.	ng/mld
51)	Aroclor 1262 (4)	0.000	0	N.D.	ng/mld
52)	Aroclor 1262 (5)	0.000	0	N.D.	ng/mld
53)	Aroclor 1262 (6)	0.000	0	N.D.	ng/mld
54)	Aroclor 1262 - AVE	0.000	0	N.D.	ng/mld
55)	Aroclor 1268 (1)	0.000	0	N.D.	ng/mld
56)	Aroclor 1268 (2)	0.000	0	N.D.	ng/mld
57)	Aroclor 1268 (3)	0.000	0	N.D.	ng/mld
58)	Aroclor 1268 (4)	0.000	0	N.D.	ng/mld
59)	Aroclor 1268 (5)	0.000	0	N.D.	ng/mld
60)	Aroclor 1268 (6)	0.000	0	N.D.	ng/mld
61)	Aroclor 1268 - AVE	0.000	0	N.D.	ng/mld

(f)=RT Delta > 1/2 Window (m)=manual int.

Quantitation Report (QT Reviewed)

Data Path : S:\DATA\9E24041\
Data File : ECD6F006.D
Signal(s) : ECD1A.CH
Acq On : 24 May 2019 5:14 pm
Operator : MJB/KAK
Sample : 9E24041-CAL5
Misc :
ALS Vial : 7 Sample Multiplier: 1

Integration File: PCB1.e
Quant Time: May 28 12:50:27 2019
Quant Method : S:\METHODS\FECD6_QUANTPCB_190524.M
Quant Title : PCB Data Analysis
QLast Update : Mon May 06 09:52:44 2019
Response via : Initial Calibration
Integrator: ChemStation 6890 Scale Mode: Small noise peaks clipped

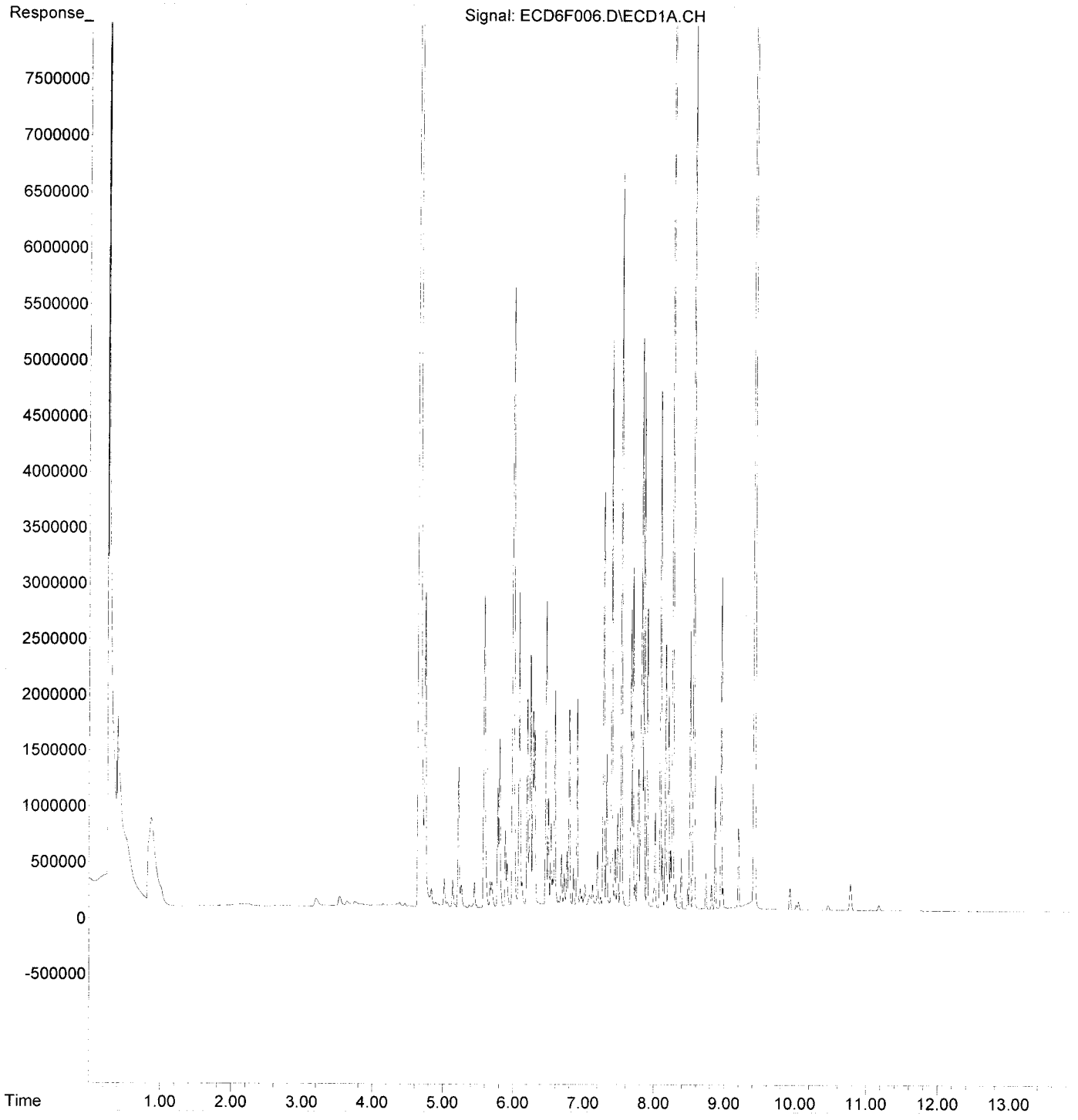

Quantitation Report (QT Reviewed)

Data Path : S:\DATA\9E24041\
Data File : ECD6F007.D
Signal(s) : ECD1A.CH
Acq On : 24 May 2019 5:32 pm
Operator : MJB/KAK
Sample : 9E24041-CAL6
Misc :
ALS Vial : 8 Sample Multiplier: 1

Integration File: PCB1.e
Quant Time: May 28 12:54:56 2019
Quant Method : S:\METHODS\FECD6_QUANTPCB_190524.M
Quant Title : PCB Data Analysis
QLast Update : Mon May 06 09:52:44 2019
Response via : Initial Calibration
Integrator: ChemStation 6890 Scale Mode: Small noise peaks clipped

	Compound	R.T.	Response	Conc	Units
	System Monitoring Compounds				
1) S	TCMX (S)	4.659	75526271	519.206	ng/ml
62) S	DCBP (S)	9.425	75574807	577.681	ng/ml
	Target Compounds				
2)	Aroclor 1016 (1)	5.582	5093982	926.327	ng/ml
3)	Aroclor 1016 (2)	6.000	11005565	1065.059	ng/ml
4)	Aroclor 1016 (3)	6.081	5263183	954.858	ng/ml
5)	Aroclor 1016 (4)	6.243	4156398	918.330	ng/ml
6)	Aroclor 1016 (5)	6.464	5135699	963.041	ng/ml
7)	Aroclor 1016 (6)	6.590	3477544	949.194	ng/ml
8)	Aroclor 1016 - AVE	0.000	0	N.D.	ng/ml
9)	Aroclor 1221 (1)	0.000	0	N.D.	ng/mld
10)	Aroclor 1221 (2)	0.000	0	N.D.	ng/mld
11)	Aroclor 1221 (3)	0.000	0	N.D.	ng/mld
12)	Aroclor 1221 - AVE	0.000	0	N.D.	ng/mld
13)	Aroclor 1232 (1)	0.000	0	N.D.	ng/mld
14)	Aroclor 1232 (2)	0.000	0	N.D.	ng/mld
15)	Aroclor 1232 (3)	0.000	0	N.D.	ng/mld
16)	Aroclor 1232 (4)	0.000	0	N.D.	ng/mld
17)	Aroclor 1232 (5)	0.000	0	N.D.	ng/mld
18)	Aroclor 1232 (6)	0.000	0	N.D.	ng/mld
19)	Aroclor 1232 - AVE	0.000	0	N.D.	ng/mld
20)	Aroclor 1242 (1)	0.000	0	N.D.	ng/mld
21)	Aroclor 1242 (2)	0.000	0	N.D.	ng/mld
22)	Aroclor 1242 (3)	0.000	0	N.D.	ng/mld
23)	Aroclor 1242 (4)	0.000	0	N.D.	ng/mld
24)	Aroclor 1242 (5)	0.000	0	N.D.	ng/mld
25)	Aroclor 1242 (6)	0.000	0	N.D.	ng/mld
26)	Aroclor 1242 - AVE	0.000	0	N.D.	ng/mld
27)	Aroclor 1248 (1)	0.000	0	N.D.	ng/mld
28)	Aroclor 1248 (2)	0.000	0	N.D.	ng/mld
29)	Aroclor 1248 (3)	0.000	0	N.D.	ng/mld
30)	Aroclor 1248 (4)	0.000	0	N.D.	ng/mld
31)	Aroclor 1248 (5)	0.000	0	N.D.	ng/mld
32)	Aroclor 1248 (6)	0.000	0	N.D.	ng/mld
33)	Aroclor 1248 - AVE	0.000	0	N.D.	ng/mld
34)	Aroclor 1254 (1)	0.000	0	N.D.	ng/mld
35)	Aroclor 1254 (2)	0.000	0	N.D.	ng/mld
36)	Aroclor 1254 (3)	0.000	0	N.D.	ng/mld
37)	Aroclor 1254 (4)	0.000	0	N.D.	ng/mld
38)	Aroclor 1254 (5)	0.000	0	N.D.	ng/mld
39)	Aroclor 1254 (6)	0.000	0	N.D.	ng/mld
40)	Aroclor 1254 - AVE	0.000	0	N.D.	ng/mld
41)	Aroclor 1260 (1)	7.399	10017790	1022.166	ng/ml
42)	Aroclor 1260 (2)	7.536	12429322	1034.993	ng/ml
43)	Aroclor 1260 (3)	8.091	9506173	1096.621	ng/ml
44)	Aroclor 1260 (4)	8.266	23914774	1116.337	ng/ml
45)	Aroclor 1260 (5)	8.563	15439772	1080.982	ng/ml
46)	Aroclor 1260 (6)	8.954	5824075	1007.237	ng/ml
47)	Aroclor 1260 - AVE	0.000	0	N.D.	ng/ml

5/28/19

Quantitation Report (QT Reviewed)

Data Path : S:\DATA\9E24041\
Data File : ECD6F007.D
Signal(s) : ECD1A.CH
Acq On : 24 May 2019 5:32 pm
Operator : MJB/KAK
Sample : 9E24041-CAL6
Misc :
ALS Vial : 8 Sample Multiplier: 1

Integration File: PCB1.e
Quant Time: May 28 12:54:56 2019
Quant Method : S:\METHODS\FECD6_QUANTPCB_190524.M
Quant Title : PCB Data Analysis
QLast Update : Mon May 06 09:52:44 2019
Response via : Initial Calibration
Integrator: ChemStation 6890 Scale Mode: Small noise peaks clipped

	Compound	R.T.	Response	Conc	Units
48)	Aroclor 1262 (1)	0.000	0	N.D.	ng/mld
49)	Aroclor 1262 (2)	0.000	0	N.D.	ng/mld
50)	Aroclor 1262 (3)	0.000	0	N.D.	ng/mld
51)	Aroclor 1262 (4)	0.000	0	N.D.	ng/mld
52)	Aroclor 1262 (5)	0.000	0	N.D.	ng/mld
53)	Aroclor 1262 (6)	0.000	0	N.D.	ng/mld
54)	Aroclor 1262 - AVE	0.000	0	N.D.	ng/mld
55)	Aroclor 1268 (1)	0.000	0	N.D.	ng/mld
56)	Aroclor 1268 (2)	0.000	0	N.D.	ng/mld
57)	Aroclor 1268 (3)	0.000	0	N.D.	ng/mld
58)	Aroclor 1268 (4)	0.000	0	N.D.	ng/mld
59)	Aroclor 1268 (5)	0.000	0	N.D.	ng/mld
60)	Aroclor 1268 (6)	0.000	0	N.D.	ng/mld
61)	Aroclor 1268 - AVE	0.000	0	N.D.	ng/mld

(f)=RT Delta > 1/2 Window (m)=manual int.

Quantitation Report (QT Reviewed)

Data Path : S:\DATA\9E24041\
Data File : ECD6F007.D
Signal(s) : ECD1A.CH
Acq On : 24 May 2019 5:32 pm
Operator : MJB/KAK
Sample : 9E24041-CAL6
Misc :
ALS Vial : 8 Sample Multiplier: 1

Integration File: PCB1.e
Quant Time: May 28 12:54:56 2019
Quant Method : S:\METHODS\FECD6_QUANTPCB_190524.M
Quant Title : PCB Data Analysis
QLast Update : Mon May 06 09:52:44 2019
Response via : Initial Calibration
Integrator: ChemStation 6890 Scale Mode: Small noise peaks clipped

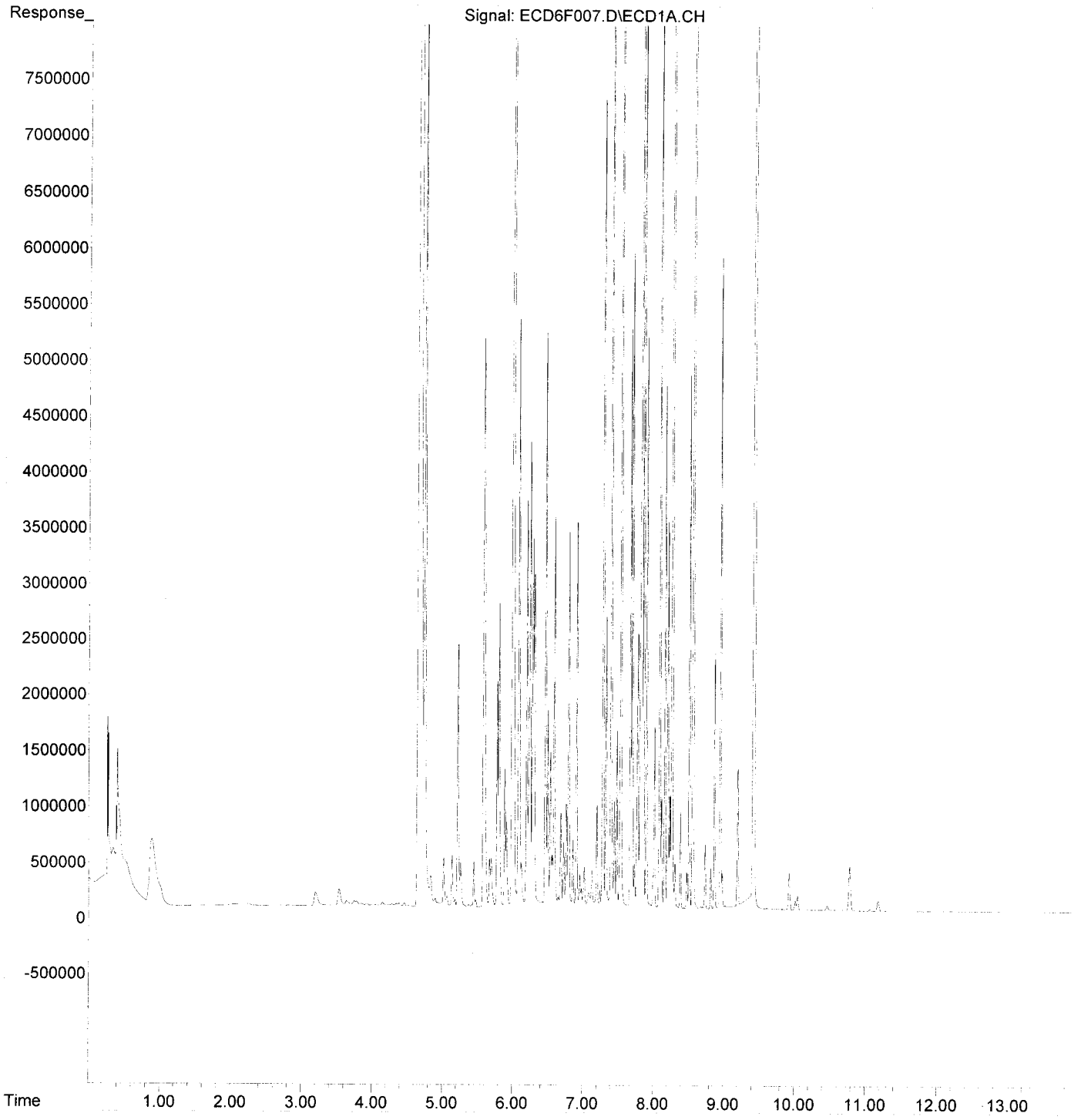

Quantitation Report (QT Reviewed)

Data Path : S:\DATA\9E24041\
Data File : ECD6F008.D
Signal(s) : ECD1A.CH
Acq On : 24 May 2019 5:50 pm
Operator : MJB/KAK
Sample : 9E24041-CAL7
Misc :
ALS Vial : 9 Sample Multiplier: 1

Integration File: PCB1.e
Quant Time: May 28 12:55:47 2019
Quant Method : S:\METHODS\FECD6_QUANTPCB_190524.M
Quant Title : PCB Data Analysis
QLast Update : Mon May 06 09:52:44 2019
Response via : Initial Calibration
Integrator: ChemStation 6890 Scale Mode: Small noise peaks clipped

	Compound	R.T.	Response	Conc	Units
	System Monitoring Compounds				
1) S	TCMX (S)	4.660	126234862	867.803	ng/ml
62) S	DCBP (S)	9.426	124293979	950.082	ng/ml
	Target Compounds				
2)	Aroclor 1016 (1)	5.582	8111430	1475.042	ng/ml
3)	Aroclor 1016 (2)	6.000	16202751	1568.015	ng/ml
4)	Aroclor 1016 (3)	6.081	7807700	1416.490	ng/ml
5)	Aroclor 1016 (4)	6.242	6336999	1400.120	ng/ml
6)	Aroclor 1016 (5)	6.464	7694839	1442.929	ng/ml
7)	Aroclor 1016 (6)	6.590	5378259	1467.994	ng/ml
8)	Aroclor 1016 - AVE	0.000	0	N.D.	ng/ml
9)	Aroclor 1221 (1)	0.000	0	N.D.	ng/mld
10)	Aroclor 1221 (2)	0.000	0	N.D.	ng/mld
11)	Aroclor 1221 (3)	0.000	0	N.D.	ng/mld
12)	Aroclor 1221 - AVE	0.000	0	N.D.	ng/mld
13)	Aroclor 1232 (1)	0.000	0	N.D.	ng/mld
14)	Aroclor 1232 (2)	0.000	0	N.D.	ng/mld
15)	Aroclor 1232 (3)	0.000	0	N.D.	ng/mld
16)	Aroclor 1232 (4)	0.000	0	N.D.	ng/mld
17)	Aroclor 1232 (5)	0.000	0	N.D.	ng/mld
18)	Aroclor 1232 (6)	0.000	0	N.D.	ng/mld
19)	Aroclor 1232 - AVE	0.000	0	N.D.	ng/mld
20)	Aroclor 1242 (1)	0.000	0	N.D.	ng/mld
21)	Aroclor 1242 (2)	0.000	0	N.D.	ng/mld
22)	Aroclor 1242 (3)	0.000	0	N.D.	ng/mld
23)	Aroclor 1242 (4)	0.000	0	N.D.	ng/mld
24)	Aroclor 1242 (5)	0.000	0	N.D.	ng/mld
25)	Aroclor 1242 (6)	0.000	0	N.D.	ng/mld
26)	Aroclor 1242 - AVE	0.000	0	N.D.	ng/mld
27)	Aroclor 1248 (1)	0.000	0	N.D.	ng/mld
28)	Aroclor 1248 (2)	0.000	0	N.D.	ng/mld
29)	Aroclor 1248 (3)	0.000	0	N.D.	ng/mld
30)	Aroclor 1248 (4)	0.000	0	N.D.	ng/mld
31)	Aroclor 1248 (5)	0.000	0	N.D.	ng/mld
32)	Aroclor 1248 (6)	0.000	0	N.D.	ng/mld
33)	Aroclor 1248 - AVE	0.000	0	N.D.	ng/mld
34)	Aroclor 1254 (1)	0.000	0	N.D.	ng/mld
35)	Aroclor 1254 (2)	0.000	0	N.D.	ng/mld
36)	Aroclor 1254 (3)	0.000	0	N.D.	ng/mld
37)	Aroclor 1254 (4)	0.000	0	N.D.	ng/mld
38)	Aroclor 1254 (5)	0.000	0	N.D.	ng/mld
39)	Aroclor 1254 (6)	0.000	0	N.D.	ng/mld
40)	Aroclor 1254 - AVE	0.000	0	N.D.	ng/mld
41)	Aroclor 1260 (1)	7.398	14954465	1525.880	ng/ml
42)	Aroclor 1260 (2)	7.536	18490406	1539.701	ng/ml
43)	Aroclor 1260 (3)	8.091	13733411	1584.270	ng/ml
44)	Aroclor 1260 (4)	8.266	36245520	1691.934	ng/ml
45)	Aroclor 1260 (5)	8.564	23896091	1673.033	ng/ml
46)	Aroclor 1260 (6)	8.954	8782408	1518.862	ng/ml
47)	Aroclor 1260 - AVE	0.000	0	N.D.	ng/ml

5/28/19

Quantitation Report (QT Reviewed)

Data Path : S:\DATA\9E24041\
Data File : ECD6F008.D
Signal(s) : ECD1A.CH
Acq On : 24 May 2019 5:50 pm
Operator : MJB/KAK
Sample : 9E24041-CAL7
Misc :
ALS Vial : 9 Sample Multiplier: 1

Integration File: PCB1.e
Quant Time: May 28 12:55:47 2019
Quant Method : S:\METHODS\FECD6_QUANTPCB_190524.M
Quant Title : PCB Data Analysis
QLast Update : Mon May 06 09:52:44 2019
Response via : Initial Calibration
Integrator: ChemStation 6890 Scale Mode: Small noise peaks clipped

	Compound	R.T.	Response	Conc	Units
48)	Aroclor 1262 (1)	0.000	0	N.D.	ng/mld
49)	Aroclor 1262 (2)	0.000	0	N.D.	ng/mld
50)	Aroclor 1262 (3)	0.000	0	N.D.	ng/mld
51)	Aroclor 1262 (4)	0.000	0	N.D.	ng/mld
52)	Aroclor 1262 (5)	0.000	0	N.D.	ng/mld
53)	Aroclor 1262 (6)	0.000	0	N.D.	ng/mld
54)	Aroclor 1262 - AVE	0.000	0	N.D.	ng/mld
55)	Aroclor 1268 (1)	0.000	0	N.D.	ng/mld
56)	Aroclor 1268 (2)	0.000	0	N.D.	ng/mld
57)	Aroclor 1268 (3)	0.000	0	N.D.	ng/mld
58)	Aroclor 1268 (4)	0.000	0	N.D.	ng/mld
59)	Aroclor 1268 (5)	0.000	0	N.D.	ng/mld
60)	Aroclor 1268 (6)	0.000	0	N.D.	ng/mld
61)	Aroclor 1268 - AVE	0.000	0	N.D.	ng/mld

(f)=RT Delta > 1/2 Window (m)=manual int.

Quantitation Report (QT Reviewed)

Data Path : S:\DATA\9E24041\
Data File : ECD6F008.D
Signal(s) : ECD1A.CH
Acq On : 24 May 2019 5:50 pm
Operator : MJB/KAK
Sample : 9E24041-CAL7
Misc :
ALS Vial : 9 Sample Multiplier: 1

Integration File: PCB1.e
Quant Time: May 28 12:55:47 2019
Quant Method : S:\METHODS\FECD6_QUANTPCB_190524.M
Quant Title : PCB Data Analysis
QLast Update : Mon May 06 09:52:44 2019
Response via : Initial Calibration
Integrator: ChemStation 6890 Scale Mode: Small noise peaks clipped

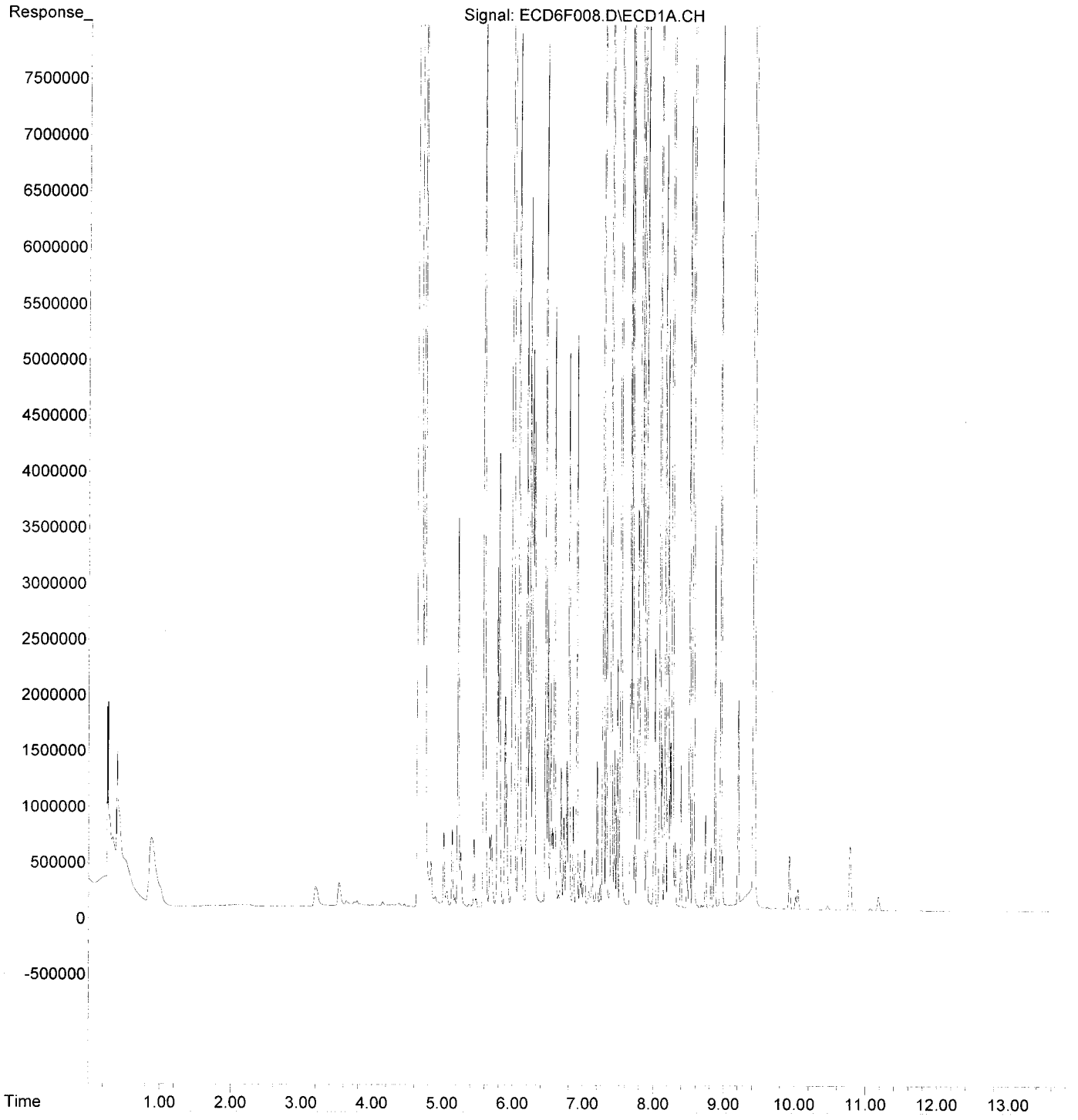

Quantitation Report (QT Reviewed)

Data Path : S:\DATA\9E24041\
Data File : ECD6F011.D
Signal(s) : ECD1A.CH
Acq On : 24 May 2019 6:44 pm
Operator : MJB/KAK
Sample : 9E24041-CAL8
Misc :
ALS Vial : 11 Sample Multiplier: 1

Integration File: PCB1.e
Quant Time: May 28 12:49:59 2019
Quant Method : S:\METHODS\FECD6_QUANTPCB_190524.M
Quant Title : PCB Data Analysis
QLast Update : Mon May 06 09:52:44 2019
Response via : Initial Calibration
Integrator: ChemStation 6890 Scale Mode: Small noise peaks clipped

	Compound	R.T.	Response	Conc	Units
	System Monitoring Compounds				
1) S	TCMX (S)	0.000	0	N.D.	ng/mld
62) S	DCBP (S)	0.000	0	N.D.	ng/mld
	Target Compounds				
2)	Aroclor 1016 (1)	0.000	0	N.D.	ng/mld
3)	Aroclor 1016 (2)	0.000	0	N.D.	ng/mld
4)	Aroclor 1016 (3)	0.000	0	N.D.	ng/mld
5)	Aroclor 1016 (4)	0.000	0	N.D.	ng/mld
6)	Aroclor 1016 (5)	0.000	0	N.D.	ng/mld
7)	Aroclor 1016 (6)	0.000	0	N.D.	ng/mld
8)	Aroclor 1016 - AVE	0.000	0	N.D.	ng/mld
9)	Aroclor 1221 (1)	5.019	890520	531.593	ng/ml
10)	Aroclor 1221 (2)	5.138	569253	541.146	ng/ml
11)	Aroclor 1221 (3)	5.218	1907541	533.553	ng/ml
12)	Aroclor 1221 - AVE	0.000	0	N.D.	ng/ml
13)	Aroclor 1232 (1)	0.000	0	N.D.	ng/mld
14)	Aroclor 1232 (2)	0.000	0	N.D.	ng/mld
15)	Aroclor 1232 (3)	0.000	0	N.D.	ng/mld
16)	Aroclor 1232 (4)	0.000	0	N.D.	ng/mld
17)	Aroclor 1232 (5)	0.000	0	N.D.	ng/mld
18)	Aroclor 1232 (6)	0.000	0	N.D.	ng/mld
19)	Aroclor 1232 - AVE	0.000	0	N.D.	ng/mld
20)	Aroclor 1242 (1)	0.000	0	N.D.	ng/mld
21)	Aroclor 1242 (2)	0.000	0	N.D.	ng/mld
22)	Aroclor 1242 (3)	0.000	0	N.D.	ng/mld
23)	Aroclor 1242 (4)	0.000	0	N.D.	ng/mld
24)	Aroclor 1242 (5)	0.000	0	N.D.	ng/mld
25)	Aroclor 1242 (6)	0.000	0	N.D.	ng/mld
26)	Aroclor 1242 - AVE	0.000	0	N.D.	ng/mld
27)	Aroclor 1248 (1)	0.000	0	N.D.	ng/mld
28)	Aroclor 1248 (2)	0.000	0	N.D.	ng/mld
29)	Aroclor 1248 (3)	0.000	0	N.D.	ng/mld
30)	Aroclor 1248 (4)	0.000	0	N.D.	ng/mld
31)	Aroclor 1248 (5)	0.000	0	N.D.	ng/mld
32)	Aroclor 1248 (6)	0.000	0	N.D.	ng/mld
33)	Aroclor 1248 - AVE	0.000	0	N.D.	ng/mld
34)	Aroclor 1254 (1)	0.000	0	N.D.	ng/mld
35)	Aroclor 1254 (2)	0.000	0	N.D.	ng/mld
36)	Aroclor 1254 (3)	0.000	0	N.D.	ng/mld
37)	Aroclor 1254 (4)	0.000	0	N.D.	ng/mld
38)	Aroclor 1254 (5)	0.000	0	N.D.	ng/mld
39)	Aroclor 1254 (6)	0.000	0	N.D.	ng/mld
40)	Aroclor 1254 - AVE	0.000	0	N.D.	ng/mld
41)	Aroclor 1260 (1)	0.000	0	N.D.	ng/mld
42)	Aroclor 1260 (2)	0.000	0	N.D.	ng/mld
43)	Aroclor 1260 (3)	0.000	0	N.D.	ng/mld
44)	Aroclor 1260 (4)	0.000	0	N.D.	ng/mld
45)	Aroclor 1260 (5)	0.000	0	N.D.	ng/mld
46)	Aroclor 1260 (6)	0.000	0	N.D.	ng/mld
47)	Aroclor 1260 - AVE	0.000	0	N.D.	ng/mld

5/28/19

Quantitation Report (QT Reviewed)

Data Path : S:\DATA\9E24041\
Data File : ECD6F011.D
Signal(s) : ECD1A.CH
Acq On : 24 May 2019 6:44 pm
Operator : MJB/KAK
Sample : 9E24041-CAL8
Misc :
ALS Vial : 11 Sample Multiplier: 1

Integration File: PCB1.e
Quant Time: May 28 12:49:59 2019
Quant Method : S:\METHODS\FECD6_QUANTPCB_190524.M
Quant Title : PCB Data Analysis
QLast Update : Mon May 06 09:52:44 2019
Response via : Initial Calibration
Integrator: ChemStation 6890 Scale Mode: Small noise peaks clipped

	Compound	R.T.	Response	Conc	Units
48)	Aroclor 1262 (1)	0.000	0	N.D.	ng/mld
49)	Aroclor 1262 (2)	0.000	0	N.D.	ng/mld
50)	Aroclor 1262 (3)	0.000	0	N.D.	ng/mld
51)	Aroclor 1262 (4)	0.000	0	N.D.	ng/mld
52)	Aroclor 1262 (5)	0.000	0	N.D.	ng/mld
53)	Aroclor 1262 (6)	0.000	0	N.D.	ng/mld
54)	Aroclor 1262 - AVE	0.000	0	N.D.	ng/mld
55)	Aroclor 1268 (1)	0.000	0	N.D.	ng/mld
56)	Aroclor 1268 (2)	0.000	0	N.D.	ng/mld
57)	Aroclor 1268 (3)	0.000	0	N.D.	ng/mld
58)	Aroclor 1268 (4)	0.000	0	N.D.	ng/mld
59)	Aroclor 1268 (5)	0.000	0	N.D.	ng/mld
60)	Aroclor 1268 (6)	0.000	0	N.D.	ng/mld
61)	Aroclor 1268 - AVE	0.000	0	N.D.	ng/mld

(f)=RT Delta > 1/2 Window (m)=manual int.

Quantitation Report (QT Reviewed)

Data Path : S:\DATA\9E24041\
Data File : ECD6F011.D
Signal(s) : ECD1A.CH
Acq On : 24 May 2019 6:44 pm
Operator : MJB/KAK
Sample : 9E24041-CAL8
Misc :
ALS Vial : 11 Sample Multiplier: 1

Integration File: PCB1.e
Quant Time: May 28 12:49:59 2019
Quant Method : S:\METHODS\FECD6_QUANTPCB_190524.M
Quant Title : PCB Data Analysis
QLast Update : Mon May 06 09:52:44 2019
Response via : Initial Calibration
Integrator: ChemStation 6890 Scale Mode: Small noise peaks clipped

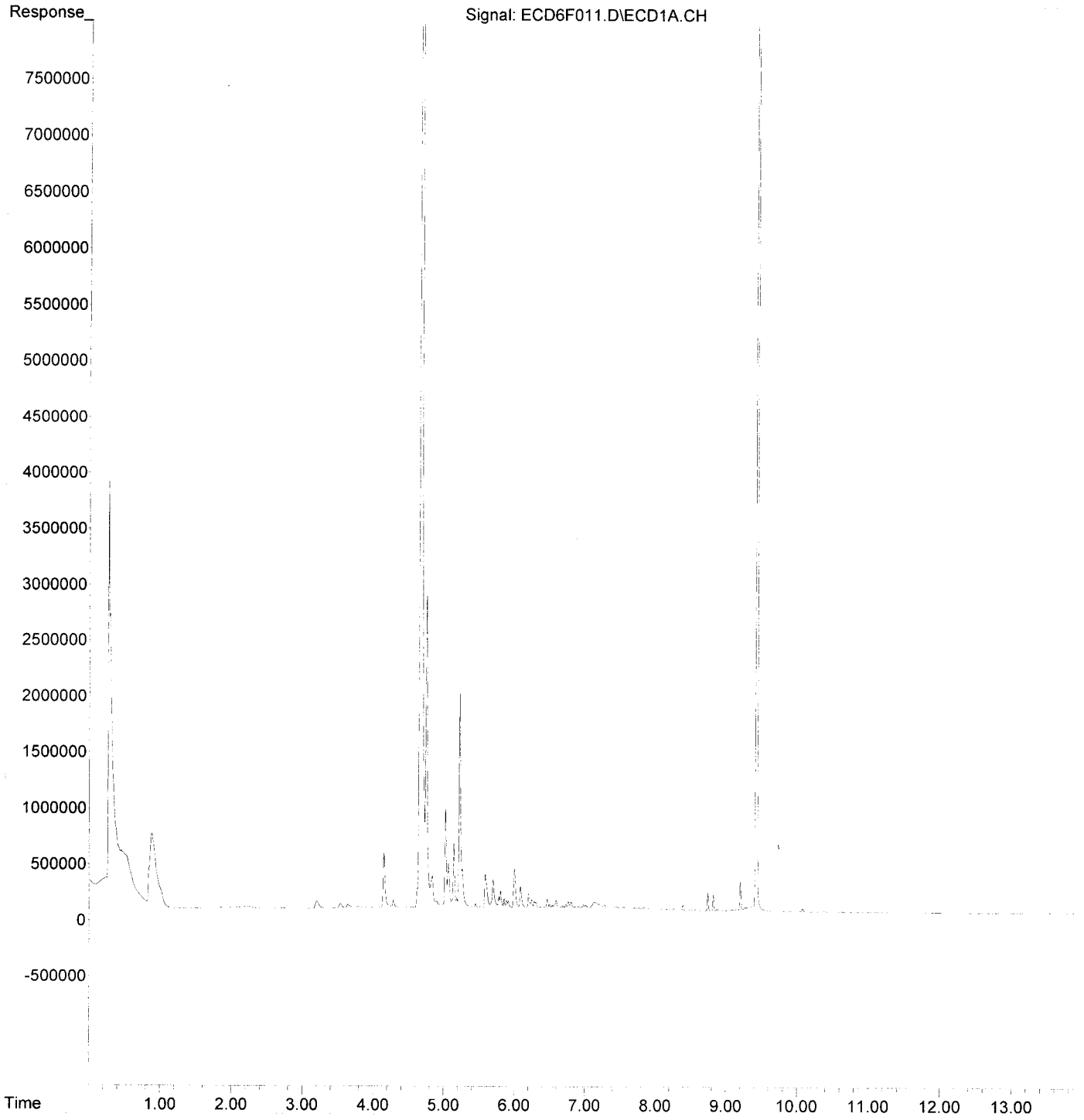

Quantitation Report (QT Reviewed)

Data Path : S:\DATA\9E24041\
Data File : ECD6F012.D
Signal(s) : ECD1A.CH
Acq On : 24 May 2019 7:02 pm
Operator : MJB/KAK
Sample : 9E24041-CAL9
Misc :
ALS Vial : 12 Sample Multiplier: 1

Integration File: PCB1.e
Quant Time: May 28 12:57:38 2019
Quant Method : S:\METHODS\FECD6_QUANTPCB_190524.M
Quant Title : PCB Data Analysis
QLast Update : Tue May 28 12:57:32 2019
Response via : Initial Calibration
Integrator: ChemStation 6890 Scale Mode: Small noise peaks clipped

	Compound	R.T.	Response	Conc	Units
	System Monitoring Compounds				
1) S	TCMX (S)	0.000	0	N.D.	ng/mld
62) S	DCBP (S)	0.000	0	N.D.	ng/mld
	Target Compounds				
2)	Aroclor 1016 (1)	0.000	0	N.D.	ng/mld
3)	Aroclor 1016 (2)	0.000	0	N.D.	ng/mld
4)	Aroclor 1016 (3)	0.000	0	N.D.	ng/mld
5)	Aroclor 1016 (4)	0.000	0	N.D.	ng/mld
6)	Aroclor 1016 (5)	0.000	0	N.D.	ng/mld
7)	Aroclor 1016 (6)	0.000	0	N.D.	ng/mld
8)	Aroclor 1016 - AVE	0.000	0	N.D.	ng/mld
9)	Aroclor 1221 (1)	0.000	0	N.D.	ng/mld
10)	Aroclor 1221 (2)	0.000	0	N.D.	ng/mld
11)	Aroclor 1221 (3)	0.000	0	N.D.	ng/mld
12)	Aroclor 1221 - AVE	0.000	0	N.D.	ng/mld
13)	Aroclor 1232 (1)	5.219	1446071	506.292	ng/ml
14)	Aroclor 1232 (2)	6.000	2013443	483.043	ng/ml
15)	Aroclor 1232 (3)	6.082	1009106	483.088	ng/ml
16)	Aroclor 1232 (4)	6.243	751073	512.384	ng/ml
17)	Aroclor 1232 (5)	6.464	937608	487.453	ng/ml
18)	Aroclor 1232 (6)	6.590	767410	488.038	ng/ml
19)	Aroclor 1232 - AVE	0.000	0	N.D.	ng/ml
20)	Aroclor 1242 (1)	0.000	0	N.D.	ng/mld
21)	Aroclor 1242 (2)	0.000	0	N.D.	ng/mld
22)	Aroclor 1242 (3)	0.000	0	N.D.	ng/mld
23)	Aroclor 1242 (4)	0.000	0	N.D.	ng/mld
24)	Aroclor 1242 (5)	0.000	0	N.D.	ng/mld
25)	Aroclor 1242 (6)	0.000	0	N.D.	ng/mld
26)	Aroclor 1242 - AVE	0.000	0	N.D.	ng/mld
27)	Aroclor 1248 (1)	0.000	0	N.D.	ng/mld
28)	Aroclor 1248 (2)	0.000	0	N.D.	ng/mld
29)	Aroclor 1248 (3)	0.000	0	N.D.	ng/mld
30)	Aroclor 1248 (4)	0.000	0	N.D.	ng/mld
31)	Aroclor 1248 (5)	0.000	0	N.D.	ng/mld
32)	Aroclor 1248 (6)	0.000	0	N.D.	ng/mld
33)	Aroclor 1248 - AVE	0.000	0	N.D.	ng/mld
34)	Aroclor 1254 (1)	0.000	0	N.D.	ng/mld
35)	Aroclor 1254 (2)	0.000	0	N.D.	ng/mld
36)	Aroclor 1254 (3)	0.000	0	N.D.	ng/mld
37)	Aroclor 1254 (4)	0.000	0	N.D.	ng/mld
38)	Aroclor 1254 (5)	0.000	0	N.D.	ng/mld
39)	Aroclor 1254 (6)	0.000	0	N.D.	ng/mld
40)	Aroclor 1254 - AVE	0.000	0	N.D.	ng/mld
41)	Aroclor 1260 (1)	0.000	0	N.D.	ng/mld
42)	Aroclor 1260 (2)	0.000	0	N.D.	ng/mld
43)	Aroclor 1260 (3)	0.000	0	N.D.	ng/mld
44)	Aroclor 1260 (4)	0.000	0	N.D.	ng/mld
45)	Aroclor 1260 (5)	0.000	0	N.D.	ng/mld
46)	Aroclor 1260 (6)	0.000	0	N.D.	ng/mld
47)	Aroclor 1260 - AVE	0.000	0	N.D.	ng/mld

5/28/19

Quantitation Report (QT Reviewed)

Data Path : S:\DATA\9E24041\
Data File : ECD6F012.D
Signal(s) : ECD1A.CH
Acq On : 24 May 2019 7:02 pm
Operator : MJB/KAK
Sample : 9E24041-CAL9
Misc :
ALS Vial : 12 Sample Multiplier: 1

Integration File: PCB1.e
Quant Time: May 28 12:57:38 2019
Quant Method : S:\METHODS\FECD6_QUANTPCB_190524.M
Quant Title : PCB Data Analysis
QLast Update : Tue May 28 12:57:32 2019
Response via : Initial Calibration
Integrator: ChemStation 6890 Scale Mode: Small noise peaks clipped

	Compound	R.T.	Response	Conc	Units
48)	Aroclor 1262 (1)	0.000	0	N.D.	ng/mld
49)	Aroclor 1262 (2)	0.000	0	N.D.	ng/mld
50)	Aroclor 1262 (3)	0.000	0	N.D.	ng/mld
51)	Aroclor 1262 (4)	0.000	0	N.D.	ng/mld
52)	Aroclor 1262 (5)	0.000	0	N.D.	ng/mld
53)	Aroclor 1262 (6)	0.000	0	N.D.	ng/mld
54)	Aroclor 1262 - AVE	0.000	0	N.D.	ng/mld
55)	Aroclor 1268 (1)	0.000	0	N.D.	ng/mld
56)	Aroclor 1268 (2)	0.000	0	N.D.	ng/mld
57)	Aroclor 1268 (3)	0.000	0	N.D.	ng/mld
58)	Aroclor 1268 (4)	0.000	0	N.D.	ng/mld
59)	Aroclor 1268 (5)	0.000	0	N.D.	ng/mld
60)	Aroclor 1268 (6)	0.000	0	N.D.	ng/mld
61)	Aroclor 1268 - AVE	0.000	0	N.D.	ng/mld

(f)=RT Delta > 1/2 Window (m)=manual int.

Quantitation Report (QT Reviewed)

Data Path : S:\DATA\9E24041\
Data File : ECD6F012.D
Signal(s) : ECD1A.CH
Acq On : 24 May 2019 7:02 pm
Operator : MJB/KAK
Sample : 9E24041-CAL9
Misc :
ALS Vial : 12 Sample Multiplier: 1

Integration File: PCB1.e
Quant Time: May 28 12:57:38 2019
Quant Method : S:\METHODS\FECD6_QUANTPCB_190524.M
Quant Title : PCB Data Analysis
QLast Update : Tue May 28 12:57:32 2019
Response via : Initial Calibration
Integrator: ChemStation 6890 Scale Mode: Small noise peaks clipped

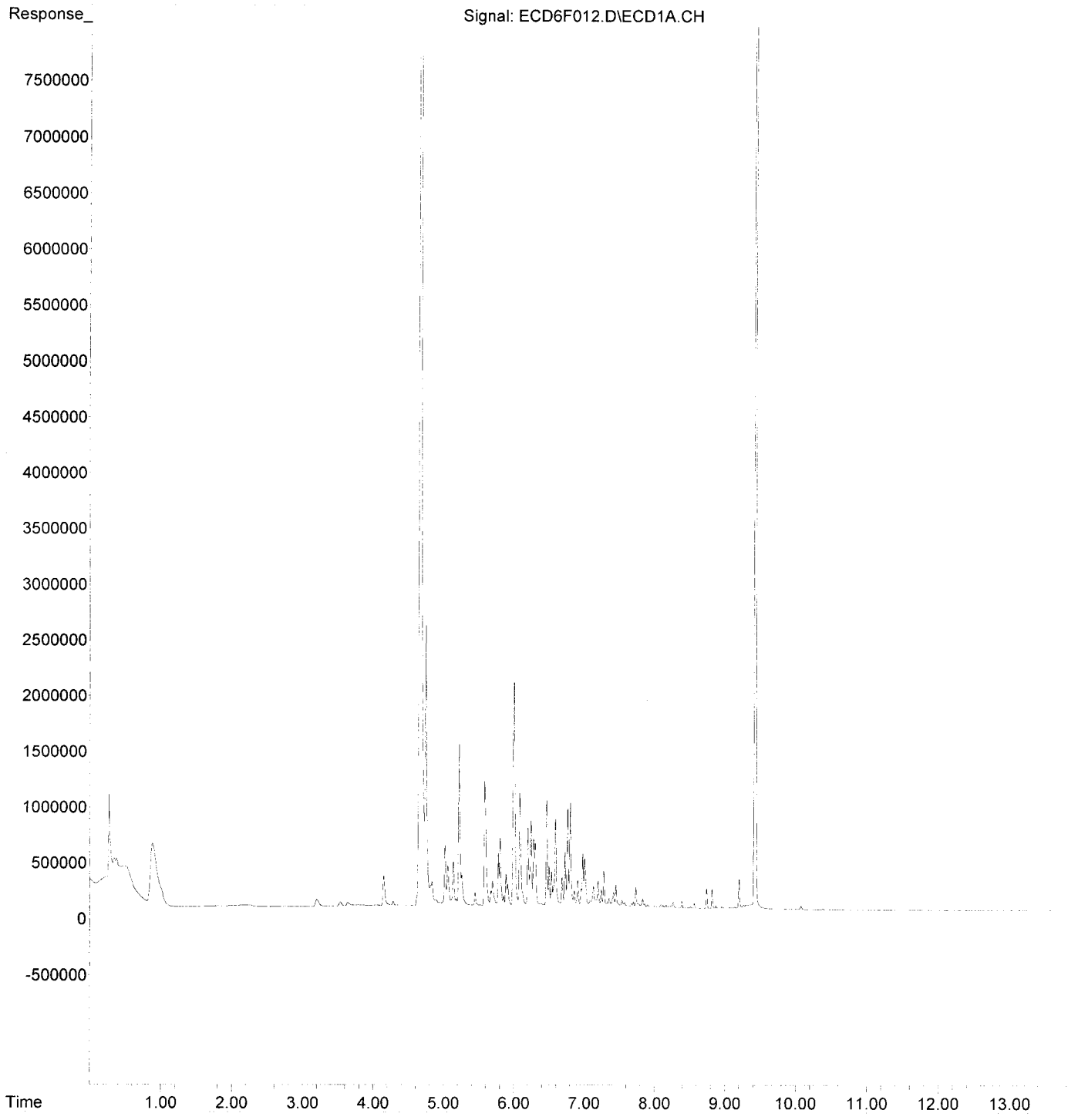

Quantitation Report (QT Reviewed)

Data Path : S:\DATA\9E24041\
Data File : ECD6F013.D
Signal(s) : ECD1A.CH
Acq On : 24 May 2019 7:20 pm
Operator : MJB/KAK
Sample : 9E24041-CALA
Misc :
ALS Vial : 13 Sample Multiplier: 1

Integration File: PCB1.e
Quant Time: May 28 13:04:15 2019
Quant Method : S:\METHODS\FECD6_QUANTPCB_190524.M
Quant Title : PCB Data Analysis
QLast Update : Tue May 28 13:04:09 2019
Response via : Initial Calibration
Integrator: ChemStation 6890 Scale Mode: Small noise peaks clipped

	Compound	R.T.	Response	Conc	Units
	System Monitoring Compounds				
1) S	TCMX (S)	0.000	0	N.D.	ng/mld
62) S	DCBP (S)	0.000	0	N.D.	ng/mld
	Target Compounds				
2)	Aroclor 1016 (1)	0.000	0	N.D.	ng/mld
3)	Aroclor 1016 (2)	0.000	0	N.D.	ng/mld
4)	Aroclor 1016 (3)	0.000	0	N.D.	ng/mld
5)	Aroclor 1016 (4)	0.000	0	N.D.	ng/mld
6)	Aroclor 1016 (5)	0.000	0	N.D.	ng/mld
7)	Aroclor 1016 (6)	0.000	0	N.D.	ng/mld
8)	Aroclor 1016 - AVE	0.000	0	N.D.	ng/mld
9)	Aroclor 1221 (1)	0.000	0	N.D.	ng/mld
10)	Aroclor 1221 (2)	0.000	0	N.D.	ng/mld
11)	Aroclor 1221 (3)	0.000	0	N.D.	ng/mld
12)	Aroclor 1221 - AVE	0.000	0	N.D.	ng/mld
13)	Aroclor 1232 (1)	0.000	0	N.D.	ng/mld
14)	Aroclor 1232 (2)	0.000	0	N.D.	ng/mld
15)	Aroclor 1232 (3)	0.000	0	N.D.	ng/mld
16)	Aroclor 1232 (4)	0.000	0	N.D.	ng/mld
17)	Aroclor 1232 (5)	0.000	0	N.D.	ng/mld
18)	Aroclor 1232 (6)	0.000	0	N.D.	ng/mld
19)	Aroclor 1232 - AVE	0.000	0	N.D.	ng/mld
20)	Aroclor 1242 (1)	5.584	2148874	508.268	ng/ml
21)	Aroclor 1242 (2)	6.001	4279056	530.496	ng/ml
22)	Aroclor 1242 (3)	6.082	2073089	512.365	ng/ml
23)	Aroclor 1242 (4)	6.244	1657140	530.250	ng/ml
24)	Aroclor 1242 (5)	6.465	2126472	522.658	ng/ml
25)	Aroclor 1242 (6)	6.591	1770199	548.345	ng/ml
26)	Aroclor 1242 - AVE	0.000	0	N.D.	ng/ml
27)	Aroclor 1248 (1)	0.000	0	N.D.	ng/mld
28)	Aroclor 1248 (2)	0.000	0	N.D.	ng/mld
29)	Aroclor 1248 (3)	0.000	0	N.D.	ng/mld
30)	Aroclor 1248 (4)	0.000	0	N.D.	ng/mld
31)	Aroclor 1248 (5)	0.000	0	N.D.	ng/mld
32)	Aroclor 1248 (6)	0.000	0	N.D.	ng/mld
33)	Aroclor 1248 - AVE	0.000	0	N.D.	ng/mld
34)	Aroclor 1254 (1)	0.000	0	N.D.	ng/mld
35)	Aroclor 1254 (2)	0.000	0	N.D.	ng/mld
36)	Aroclor 1254 (3)	0.000	0	N.D.	ng/mld
37)	Aroclor 1254 (4)	0.000	0	N.D.	ng/mld
38)	Aroclor 1254 (5)	0.000	0	N.D.	ng/mld
39)	Aroclor 1254 (6)	0.000	0	N.D.	ng/mld
40)	Aroclor 1254 - AVE	0.000	0	N.D.	ng/mld
41)	Aroclor 1260 (1)	0.000	0	N.D.	ng/mld
42)	Aroclor 1260 (2)	0.000	0	N.D.	ng/mld
43)	Aroclor 1260 (3)	0.000	0	N.D.	ng/mld
44)	Aroclor 1260 (4)	0.000	0	N.D.	ng/mld
45)	Aroclor 1260 (5)	0.000	0	N.D.	ng/mld
46)	Aroclor 1260 (6)	0.000	0	N.D.	ng/mld
47)	Aroclor 1260 - AVE	0.000	0	N.D.	ng/mld

5/28/19

Quantitation Report (QT Reviewed)

Data Path : S:\DATA\9E24041\
Data File : ECD6F013.D
Signal(s) : ECD1A.CH
Acq On : 24 May 2019 7:20 pm
Operator : MJB/KAK
Sample : 9E24041-CALA
Misc :
ALS Vial : 13 Sample Multiplier: 1

Integration File: PCB1.e
Quant Time: May 28 13:04:15 2019
Quant Method : S:\METHODS\FECD6_QUANTPCB_190524.M
Quant Title : PCB Data Analysis
QLast Update : Tue May 28 13:04:09 2019
Response via : Initial Calibration
Integrator: ChemStation 6890 Scale Mode: Small noise peaks clipped

	Compound	R.T.	Response	Conc	Units
48)	Aroclor 1262 (1)	0.000	0	N.D.	ng/mld
49)	Aroclor 1262 (2)	0.000	0	N.D.	ng/mld
50)	Aroclor 1262 (3)	0.000	0	N.D.	ng/mld
51)	Aroclor 1262 (4)	0.000	0	N.D.	ng/mld
52)	Aroclor 1262 (5)	0.000	0	N.D.	ng/mld
53)	Aroclor 1262 (6)	0.000	0	N.D.	ng/mld
54)	Aroclor 1262 - AVE	0.000	0	N.D.	ng/mld
55)	Aroclor 1268 (1)	0.000	0	N.D.	ng/mld
56)	Aroclor 1268 (2)	0.000	0	N.D.	ng/mld
57)	Aroclor 1268 (3)	0.000	0	N.D.	ng/mld
58)	Aroclor 1268 (4)	0.000	0	N.D.	ng/mld
59)	Aroclor 1268 (5)	0.000	0	N.D.	ng/mld
60)	Aroclor 1268 (6)	0.000	0	N.D.	ng/mld
61)	Aroclor 1268 - AVE	0.000	0	N.D.	ng/mld

(f)=RT Delta > 1/2 Window (m)=manual int.

Data Path : S:\DATA\9E24041\
Data File : ECD6F013.D
Signal(s) : ECD1A.CH
Acq On : 24 May 2019 7:20 pm
Operator : MJB/KAK
Sample : 9E24041-CALA
Misc :
ALS Vial : 13 Sample Multiplier: 1

Integration File: PCB1.e
Quant Time: May 28 13:04:15 2019
Quant Method : S:\METHODS\FECD6_QUANTPCB_190524.M
Quant Title : PCB Data Analysis
QLast Update : Tue May 28 13:04:09 2019
Response via : Initial Calibration
Integrator: ChemStation 6890 Scale Mode: Small noise peaks clipped

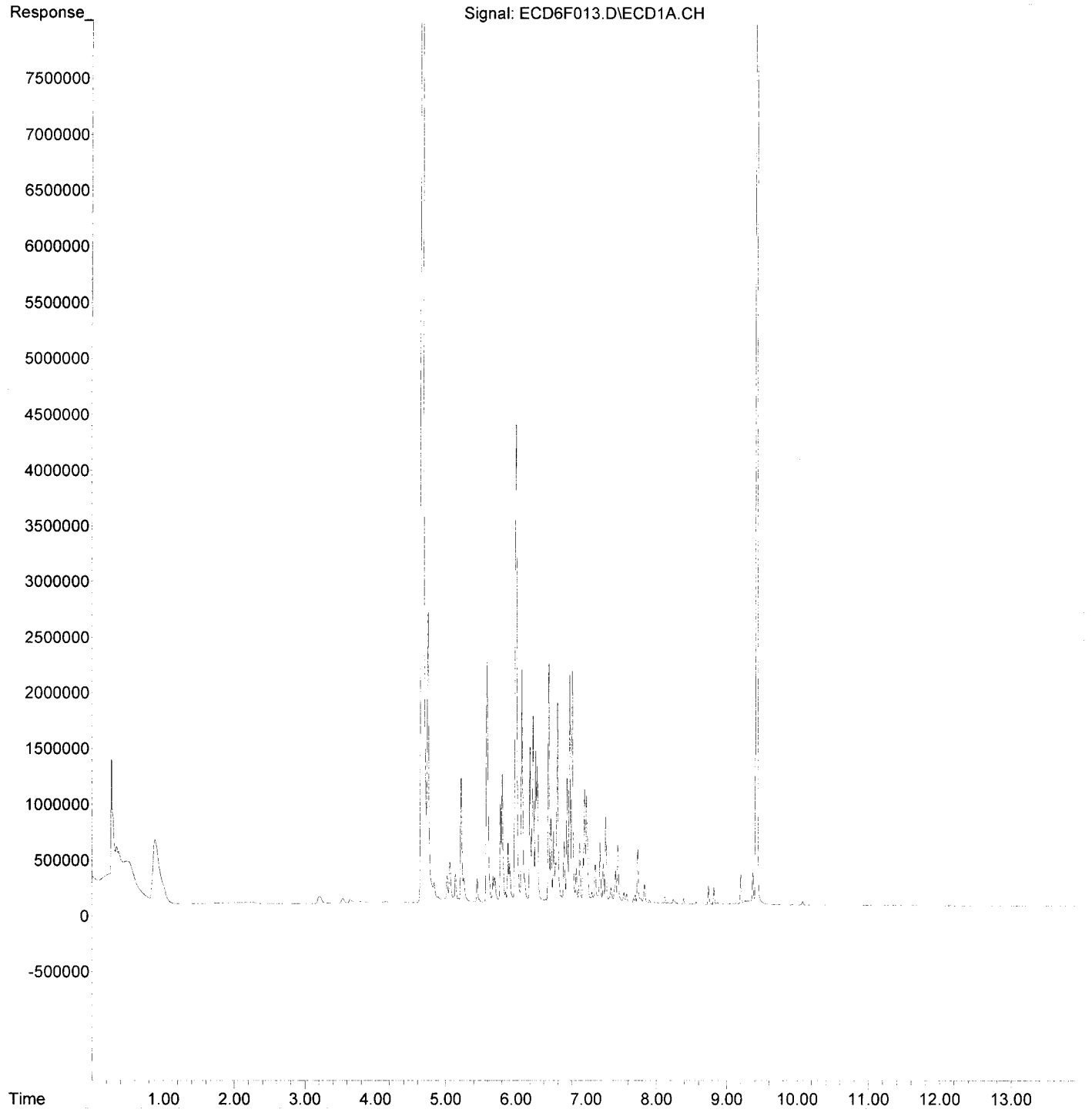

Quantitation Report (QT Reviewed)

Data Path : S:\DATA\9E24041\
Data File : ECD6F014.D
Signal(s) : ECD1A.CH
Acq On : 24 May 2019 7:38 pm
Operator : MJB/KAK
Sample : 9E24041-CALB
Misc :
ALS Vial : 14 Sample Multiplier: 1

Integration File: PCB1.e
Quant Time: May 28 13:05:46 2019
Quant Method : S:\METHODS\FECD6_QUANTPCB_190524.M
Quant Title : PCB Data Analysis
QLast Update : Tue May 28 13:05:40 2019
Response via : Initial Calibration
Integrator: ChemStation 6890 Scale Mode: Small noise peaks clipped

	Compound	R.T.	Response	Conc	Units
	System Monitoring Compounds				
1) S	TCMX (S)	0.000	0	N.D.	ng/mld
62) S	DCBP (S)	0.000	0	N.D.	ng/mld
	Target Compounds				
2)	Aroclor 1016 (1)	0.000	0	N.D.	ng/mld
3)	Aroclor 1016 (2)	0.000	0	N.D.	ng/mld
4)	Aroclor 1016 (3)	0.000	0	N.D.	ng/mld
5)	Aroclor 1016 (4)	0.000	0	N.D.	ng/mld
6)	Aroclor 1016 (5)	0.000	0	N.D.	ng/mld
7)	Aroclor 1016 (6)	0.000	0	N.D.	ng/mld
8)	Aroclor 1016 - AVE	0.000	0	N.D.	ng/mld
9)	Aroclor 1221 (1)	0.000	0	N.D.	ng/mld
10)	Aroclor 1221 (2)	0.000	0	N.D.	ng/mld
11)	Aroclor 1221 (3)	0.000	0	N.D.	ng/mld
12)	Aroclor 1221 - AVE	0.000	0	N.D.	ng/mld
13)	Aroclor 1232 (1)	0.000	0	N.D.	ng/mld
14)	Aroclor 1232 (2)	0.000	0	N.D.	ng/mld
15)	Aroclor 1232 (3)	0.000	0	N.D.	ng/mld
16)	Aroclor 1232 (4)	0.000	0	N.D.	ng/mld
17)	Aroclor 1232 (5)	0.000	0	N.D.	ng/mld
18)	Aroclor 1232 (6)	0.000	0	N.D.	ng/mld
19)	Aroclor 1232 - AVE	0.000	0	N.D.	ng/mld
20)	Aroclor 1242 (1)	0.000	0	N.D.	ng/mld
21)	Aroclor 1242 (2)	0.000	0	N.D.	ng/mld
22)	Aroclor 1242 (3)	0.000	0	N.D.	ng/mld
23)	Aroclor 1242 (4)	0.000	0	N.D.	ng/mld
24)	Aroclor 1242 (5)	0.000	0	N.D.	ng/mld
25)	Aroclor 1242 (6)	0.000	0	N.D.	ng/mld
26)	Aroclor 1242 - AVE	0.000	0	N.D.	ng/mld
27)	Aroclor 1248 (1)	5.999	2408481	523.956	ng/ml
28)	Aroclor 1248 (2)	6.243	2871622	516.795	ng/ml
29)	Aroclor 1248 (3)	6.464	3380149	497.449	ng/ml
30)	Aroclor 1248 (4)	6.763	3577243	489.018	ng/ml
31)	Aroclor 1248 (5)	6.800	3455689	478.055	ng/ml
32)	Aroclor 1248 (6)	7.279	2056080	519.294	ng/ml
33)	Aroclor 1248 - AVE	0.000	0	N.D.	ng/ml
34)	Aroclor 1254 (1)	0.000	0	N.D.	ng/mld
35)	Aroclor 1254 (2)	0.000	0	N.D.	ng/mld
36)	Aroclor 1254 (3)	0.000	0	N.D.	ng/mld
37)	Aroclor 1254 (4)	0.000	0	N.D.	ng/mld
38)	Aroclor 1254 (5)	0.000	0	N.D.	ng/mld
39)	Aroclor 1254 (6)	0.000	0	N.D.	ng/mld
40)	Aroclor 1254 - AVE	0.000	0	N.D.	ng/mld
41)	Aroclor 1260 (1)	0.000	0	N.D.	ng/mld
42)	Aroclor 1260 (2)	0.000	0	N.D.	ng/mld
43)	Aroclor 1260 (3)	0.000	0	N.D.	ng/mld
44)	Aroclor 1260 (4)	0.000	0	N.D.	ng/mld
45)	Aroclor 1260 (5)	0.000	0	N.D.	ng/mld
46)	Aroclor 1260 (6)	0.000	0	N.D.	ng/mld
47)	Aroclor 1260 - AVE	0.000	0	N.D.	ng/mld

5/28/19

Quantitation Report (QT Reviewed)

Data Path : S:\DATA\9E24041\
Data File : ECD6F014.D
Signal(s) : ECD1A.CH
Acq On : 24 May 2019 7:38 pm
Operator : MJB/KAK
Sample : 9E24041-CALB
Misc :
ALS Vial : 14 Sample Multiplier: 1

Integration File: PCB1.e
Quant Time: May 28 13:05:46 2019
Quant Method : S:\METHODS\FECD6_QUANTPCB_190524.M
Quant Title : PCB Data Analysis
QLast Update : Tue May 28 13:05:40 2019
Response via : Initial Calibration
Integrator: ChemStation 6890 Scale Mode: Small noise peaks clipped

	Compound	R.T.	Response	Conc	Units
48)	Aroclor 1262 (1)	0.000	0	N.D.	ng/mld
49)	Aroclor 1262 (2)	0.000	0	N.D.	ng/mld
50)	Aroclor 1262 (3)	0.000	0	N.D.	ng/mld
51)	Aroclor 1262 (4)	0.000	0	N.D.	ng/mld
52)	Aroclor 1262 (5)	0.000	0	N.D.	ng/mld
53)	Aroclor 1262 (6)	0.000	0	N.D.	ng/mld
54)	Aroclor 1262 - AVE	0.000	0	N.D.	ng/mld
55)	Aroclor 1268 (1)	0.000	0	N.D.	ng/mld
56)	Aroclor 1268 (2)	0.000	0	N.D.	ng/mld
57)	Aroclor 1268 (3)	0.000	0	N.D.	ng/mld
58)	Aroclor 1268 (4)	0.000	0	N.D.	ng/mld
59)	Aroclor 1268 (5)	0.000	0	N.D.	ng/mld
60)	Aroclor 1268 (6)	0.000	0	N.D.	ng/mld
61)	Aroclor 1268 - AVE	0.000	0	N.D.	ng/mld

(f)=RT Delta > 1/2 Window (m)=manual int.

Quantitation Report (QT Reviewed)

Data Path : S:\DATA\9E24041\
Data File : ECD6F014.D
Signal(s) : ECD1A.CH
Acq On : 24 May 2019 7:38 pm
Operator : MJB/KAK
Sample : 9E24041-CALB
Misc :
ALS Vial : 14 Sample Multiplier: 1

Integration File: PCB1.e
Quant Time: May 28 13:05:46 2019
Quant Method : S:\METHODS\FECD6_QUANTPCB_190524.M
Quant Title : PCB Data Analysis
QLast Update : Tue May 28 13:05:40 2019
Response via : Initial Calibration
Integrator: ChemStation 6890 Scale Mode: Small noise peaks clipped

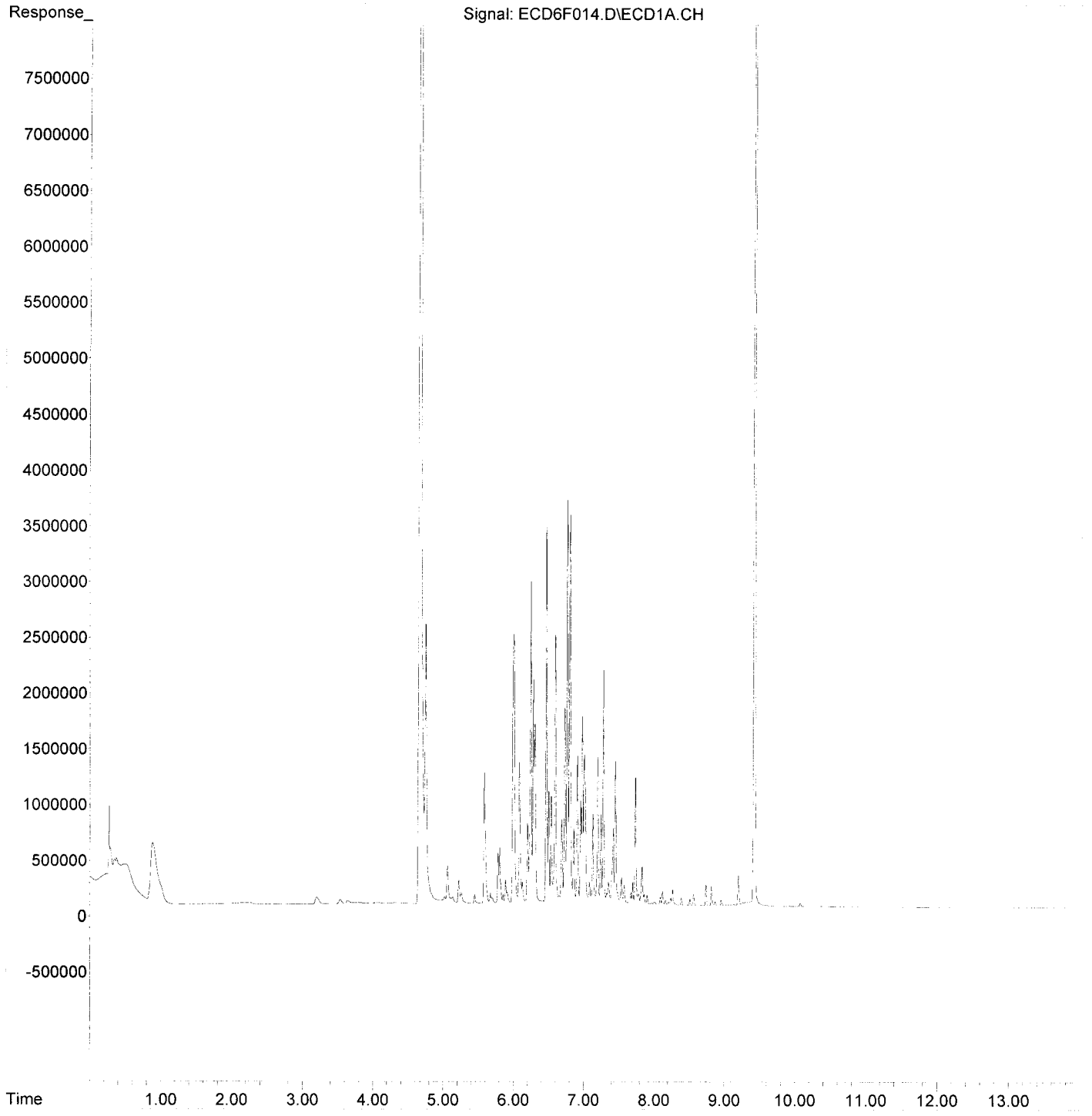

Quantitation Report (QT Reviewed)

Data Path : S:\DATA\9E24041\
Data File : ECD6F015.D
Signal(s) : ECD1A.CH
Acq On : 24 May 2019 7:56 pm
Operator : MJB/KAK
Sample : 9E24041-CALC
Misc :
ALS Vial : 15 Sample Multiplier: 1

Integration File: PCB1.e
Quant Time: May 28 13:07:40 2019
Quant Method : S:\METHODS\FECD6_QUANTPCB_190524.M
Quant Title : PCB Data Analysis
QLast Update : Tue May 28 13:07:13 2019
Response via : Initial Calibration
Integrator: ChemStation 6890 Scale Mode: Small noise peaks clipped

	Compound	R.T.	Response	Conc	Units
	System Monitoring Compounds				
1) S	TCMX (S)	0.000	0	N.D.	ng/mld
62) S	DCBP (S)	0.000	0	N.D.	ng/mld
	Target Compounds				
2)	Aroclor 1016 (1)	0.000	0	N.D.	ng/mld
3)	Aroclor 1016 (2)	0.000	0	N.D.	ng/mld
4)	Aroclor 1016 (3)	0.000	0	N.D.	ng/mld
5)	Aroclor 1016 (4)	0.000	0	N.D.	ng/mld
6)	Aroclor 1016 (5)	0.000	0	N.D.	ng/mld
7)	Aroclor 1016 (6)	0.000	0	N.D.	ng/mld
8)	Aroclor 1016 - AVE	0.000	0	N.D.	ng/mld
9)	Aroclor 1221 (1)	0.000	0	N.D.	ng/mld
10)	Aroclor 1221 (2)	0.000	0	N.D.	ng/mld
11)	Aroclor 1221 (3)	0.000	0	N.D.	ng/mld
12)	Aroclor 1221 - AVE	0.000	0	N.D.	ng/mld
13)	Aroclor 1232 (1)	0.000	0	N.D.	ng/mld
14)	Aroclor 1232 (2)	0.000	0	N.D.	ng/mld
15)	Aroclor 1232 (3)	0.000	0	N.D.	ng/mld
16)	Aroclor 1232 (4)	0.000	0	N.D.	ng/mld
17)	Aroclor 1232 (5)	0.000	0	N.D.	ng/mld
18)	Aroclor 1232 (6)	0.000	0	N.D.	ng/mld
19)	Aroclor 1232 - AVE	0.000	0	N.D.	ng/mld
20)	Aroclor 1242 (1)	0.000	0	N.D.	ng/mld
21)	Aroclor 1242 (2)	0.000	0	N.D.	ng/mld
22)	Aroclor 1242 (3)	0.000	0	N.D.	ng/mld
23)	Aroclor 1242 (4)	0.000	0	N.D.	ng/mld
24)	Aroclor 1242 (5)	0.000	0	N.D.	ng/mld
25)	Aroclor 1242 (6)	0.000	0	N.D.	ng/mld
26)	Aroclor 1242 - AVE	0.000	0	N.D.	ng/mld
27)	Aroclor 1248 (1)	0.000	0	N.D.	ng/mld
28)	Aroclor 1248 (2)	0.000	0	N.D.	ng/mld
29)	Aroclor 1248 (3)	0.000	0	N.D.	ng/mld
30)	Aroclor 1248 (4)	0.000	0	N.D.	ng/mld
31)	Aroclor 1248 (5)	0.000	0	N.D.	ng/mld
32)	Aroclor 1248 (6)	0.000	0	N.D.	ng/mld
33)	Aroclor 1248 - AVE	0.000	0	N.D.	ng/mld
34)	Aroclor 1254 (1)	6.794	4139725	510.638	ng/ml
35)	Aroclor 1254 (2)	6.908	5038892	529.682	ng/ml
36)	Aroclor 1254 (3)	7.280	7575812	513.306	ng/ml
37)	Aroclor 1254 (4)	7.449	4676701	521.913	ng/ml
38)	Aroclor 1254 (5)	7.831	5142333	554.139	ng/ml
39)	Aroclor 1254 (6)	8.121	1585094	541.109	ng/ml
40)	Aroclor 1254 - AVE	0.000	0	N.D.	ng/ml
41)	Aroclor 1260 (1)	0.000	0	N.D.	ng/mld
42)	Aroclor 1260 (2)	0.000	0	N.D.	ng/mld
43)	Aroclor 1260 (3)	0.000	0	N.D.	ng/mld
44)	Aroclor 1260 (4)	0.000	0	N.D.	ng/mld
45)	Aroclor 1260 (5)	0.000	0	N.D.	ng/mld
46)	Aroclor 1260 (6)	0.000	0	N.D.	ng/mld
47)	Aroclor 1260 - AVE	0.000	0	N.D.	ng/mld

5/28/19

Quantitation Report (QT Reviewed)

Data Path : S:\DATA\9E24041\
Data File : ECD6F015.D
Signal(s) : ECD1A.CH
Acq On : 24 May 2019 7:56 pm
Operator : MJB/KAK
Sample : 9E24041-CALC
Misc :
ALS Vial : 15 Sample Multiplier: 1

Integration File: PCB1.e
Quant Time: May 28 13:07:40 2019
Quant Method : S:\METHODS\FECD6_QUANTPCB_190524.M
Quant Title : PCB Data Analysis
QLast Update : Tue May 28 13:07:13 2019
Response via : Initial Calibration
Integrator: ChemStation 6890 Scale Mode: Small noise peaks clipped

	Compound	R.T.	Response	Conc	Units
48)	Aroclor 1262 (1)	0.000	0	N.D.	ng/mld
49)	Aroclor 1262 (2)	0.000	0	N.D.	ng/mld
50)	Aroclor 1262 (3)	0.000	0	N.D.	ng/mld
51)	Aroclor 1262 (4)	0.000	0	N.D.	ng/mld
52)	Aroclor 1262 (5)	0.000	0	N.D.	ng/mld
53)	Aroclor 1262 (6)	0.000	0	N.D.	ng/mld
54)	Aroclor 1262 - AVE	0.000	0	N.D.	ng/mld
55)	Aroclor 1268 (1)	0.000	0	N.D.	ng/mld
56)	Aroclor 1268 (2)	0.000	0	N.D.	ng/mld
57)	Aroclor 1268 (3)	0.000	0	N.D.	ng/mld
58)	Aroclor 1268 (4)	0.000	0	N.D.	ng/mld
59)	Aroclor 1268 (5)	0.000	0	N.D.	ng/mld
60)	Aroclor 1268 (6)	0.000	0	N.D.	ng/mld
61)	Aroclor 1268 - AVE	0.000	0	N.D.	ng/mld

(f)=RT Delta > 1/2 Window (m)=manual int.

Data Path : S:\DATA\9E24041\
Data File : ECD6F015.D
Signal(s) : ECD1A.CH
Acq On : 24 May 2019 7:56 pm
Operator : MJB/KAK
Sample : 9E24041-CALC
Misc :
ALS Vial : 15 Sample Multiplier: 1

Integration File: PCB1.e
Quant Time: May 28 13:07:40 2019
Quant Method : S:\METHODS\FECD6_QUANTPCB_190524.M
Quant Title : PCB Data Analysis
QLast Update : Tue May 28 13:07:13 2019
Response via : Initial Calibration
Integrator: ChemStation 6890 Scale Mode: Small noise peaks clipped

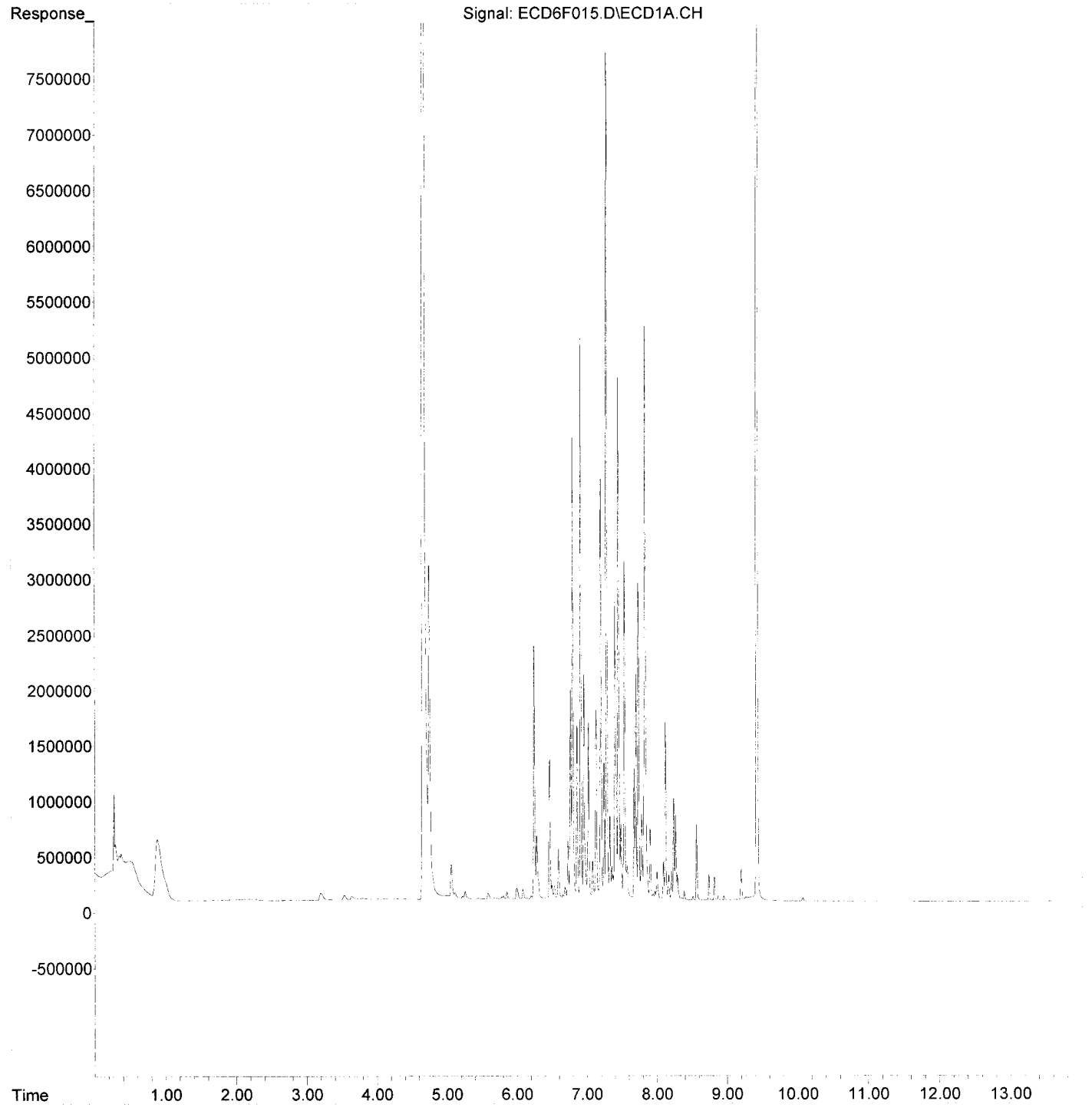

Quantitation Report (QT Reviewed)

Data Path : S:\DATA\9E24041\
Data File : ECD6F016.D
Signal(s) : ECD1A.CH
Acq On : 24 May 2019 8:14 pm
Operator : MJB/KAK
Sample : 9E24041-CALD
Misc :
ALS Vial : 16 Sample Multiplier: 1

Integration File: PCB1.e
Quant Time: May 28 13:09:04 2019
Quant Method : S:\METHODS\FECD6_QUANTPCB_190524.M
Quant Title : PCB Data Analysis
QLast Update : Tue May 28 13:08:58 2019
Response via : Initial Calibration
Integrator: ChemStation 6890 Scale Mode: Small noise peaks clipped

5/28/19

	Compound	R.T.	Response	Conc	Units
	System Monitoring Compounds				
1) S	TCMX (S)	0.000	0	N.D.	ng/mld
62) S	DCBP (S)	0.000	0	N.D.	ng/mld
	Target Compounds				
2)	Aroclor 1016 (1)	0.000	0	N.D.	ng/mld
3)	Aroclor 1016 (2)	0.000	0	N.D.	ng/mld
4)	Aroclor 1016 (3)	0.000	0	N.D.	ng/mld
5)	Aroclor 1016 (4)	0.000	0	N.D.	ng/mld
6)	Aroclor 1016 (5)	0.000	0	N.D.	ng/mld
7)	Aroclor 1016 (6)	0.000	0	N.D.	ng/mld
8)	Aroclor 1016 - AVE	0.000	0	N.D.	ng/mld
9)	Aroclor 1221 (1)	0.000	0	N.D.	ng/mld
10)	Aroclor 1221 (2)	0.000	0	N.D.	ng/mld
11)	Aroclor 1221 (3)	0.000	0	N.D.	ng/mld
12)	Aroclor 1221 - AVE	0.000	0	N.D.	ng/mld
13)	Aroclor 1232 (1)	0.000	0	N.D.	ng/mld
14)	Aroclor 1232 (2)	0.000	0	N.D.	ng/mld
15)	Aroclor 1232 (3)	0.000	0	N.D.	ng/mld
16)	Aroclor 1232 (4)	0.000	0	N.D.	ng/mld
17)	Aroclor 1232 (5)	0.000	0	N.D.	ng/mld
18)	Aroclor 1232 (6)	0.000	0	N.D.	ng/mld
19)	Aroclor 1232 - AVE	0.000	0	N.D.	ng/mld
20)	Aroclor 1242 (1)	0.000	0	N.D.	ng/mld
21)	Aroclor 1242 (2)	0.000	0	N.D.	ng/mld
22)	Aroclor 1242 (3)	0.000	0	N.D.	ng/mld
23)	Aroclor 1242 (4)	0.000	0	N.D.	ng/mld
24)	Aroclor 1242 (5)	0.000	0	N.D.	ng/mld
25)	Aroclor 1242 (6)	0.000	0	N.D.	ng/mld
26)	Aroclor 1242 - AVE	0.000	0	N.D.	ng/mld
27)	Aroclor 1248 (1)	0.000	0	N.D.	ng/mld
28)	Aroclor 1248 (2)	0.000	0	N.D.	ng/mld
29)	Aroclor 1248 (3)	0.000	0	N.D.	ng/mld
30)	Aroclor 1248 (4)	0.000	0	N.D.	ng/mld
31)	Aroclor 1248 (5)	0.000	0	N.D.	ng/mld
32)	Aroclor 1248 (6)	0.000	0	N.D.	ng/mld
33)	Aroclor 1248 - AVE	0.000	0	N.D.	ng/mld
34)	Aroclor 1254 (1)	0.000	0	N.D.	ng/mld
35)	Aroclor 1254 (2)	0.000	0	N.D.	ng/mld
36)	Aroclor 1254 (3)	0.000	0	N.D.	ng/mld
37)	Aroclor 1254 (4)	0.000	0	N.D.	ng/mld
38)	Aroclor 1254 (5)	0.000	0	N.D.	ng/mld
39)	Aroclor 1254 (6)	0.000	0	N.D.	ng/mld
40)	Aroclor 1254 - AVE	0.000	0	N.D.	ng/mld
41)	Aroclor 1260 (1)	0.000	0	N.D.	ng/mld
42)	Aroclor 1260 (2)	0.000	0	N.D.	ng/mld
43)	Aroclor 1260 (3)	0.000	0	N.D.	ng/mld
44)	Aroclor 1260 (4)	0.000	0	N.D.	ng/mld
45)	Aroclor 1260 (5)	0.000	0	N.D.	ng/mld
46)	Aroclor 1260 (6)	0.000	0	N.D.	ng/mld
47)	Aroclor 1260 - AVE	0.000	0	N.D.	ng/mld

Quantitation Report (QT Reviewed)

Data Path : S:\DATA\9E24041\
Data File : ECD6F016.D
Signal(s) : ECD1A.CH
Acq On : 24 May 2019 8:14 pm
Operator : MJB/KAK
Sample : 9E24041-CALD
Misc :
ALS Vial : 16 Sample Multiplier: 1

Integration File: PCB1.e
Quant Time: May 28 13:09:04 2019
Quant Method : S:\METHODS\FECD6_QUANTPCB_190524.M
Quant Title : PCB Data Analysis
QLast Update : Tue May 28 13:08:58 2019
Response via : Initial Calibration
Integrator: ChemStation 6890 Scale Mode: Small noise peaks clipped

	Compound	R.T.	Response	Conc	Units
48)	Aroclor 1262 (1)	7.536	5110754	525.597	ng/ml
49)	Aroclor 1262 (2)	7.860	7487919	520.318	ng/ml
50)	Aroclor 1262 (3)	8.091	6107958	516.133	ng/ml
51)	Aroclor 1262 (4)	8.266	13956631	560.919	ng/ml
52)	Aroclor 1262 (5)	8.563	8266937	519.213	ng/ml
53)	Aroclor 1262 (6)	8.953	4282477	501.344	ng/ml
54)	Aroclor 1262 - AVE	0.000	0	N.D.	ng/ml
55)	Aroclor 1268 (1)	0.000	0	N.D.	ng/mld
56)	Aroclor 1268 (2)	0.000	0	N.D.	ng/mld
57)	Aroclor 1268 (3)	0.000	0	N.D.	ng/mld
58)	Aroclor 1268 (4)	0.000	0	N.D.	ng/mld
59)	Aroclor 1268 (5)	0.000	0	N.D.	ng/mld
60)	Aroclor 1268 (6)	0.000	0	N.D.	ng/mld
61)	Aroclor 1268 - AVE	0.000	0	N.D.	ng/mld

5/28/19

(f)=RT Delta > 1/2 Window (m)=manual int.

Quantitation Report (QT Reviewed)

Data Path : S:\DATA\9E24041\
Data File : ECD6F016.D
Signal(s) : ECD1A.CH
Acq On : 24 May 2019 8:14 pm
Operator : MJB/KAK
Sample : 9E24041-CALD
Misc :
ALS Vial : 16 Sample Multiplier: 1

Integration File: PCB1.e
Quant Time: May 28 13:09:04 2019
Quant Method : S:\METHODS\FECD6_QUANTPCB_190524.M
Quant Title : PCB Data Analysis
QLast Update : Tue May 28 13:08:58 2019
Response via : Initial Calibration
Integrator: ChemStation 6890 Scale Mode: Small noise peaks clipped

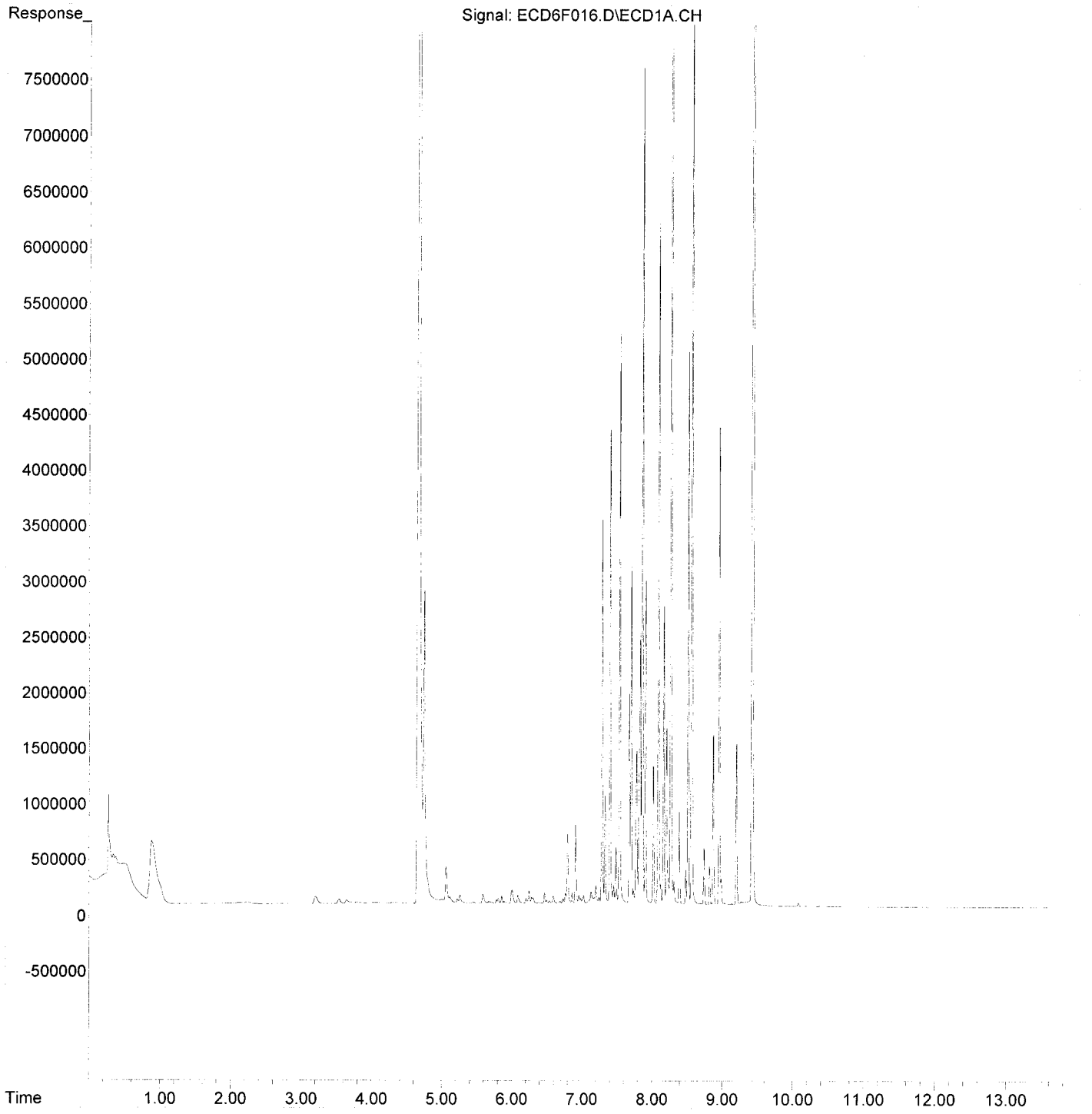

Quantitation Report (QT Reviewed)

Data Path : S:\DATA\9E24041\
Data File : ECD6F017.D
Signal(s) : ECD1A.CH
Acq On : 24 May 2019 8:32 pm
Operator : MJB/KAK
Sample : 9E24041-CALE
Misc :
ALS Vial : 17 Sample Multiplier: 1

Integration File: PCB1.e
Quant Time: May 28 13:10:49 2019
Quant Method : S:\METHODS\FECD6_QUANTPCB_190524.M
Quant Title : PCB Data Analysis
QLast Update : Tue May 28 13:10:44 2019
Response via : Initial Calibration
Integrator: ChemStation 6890 Scale Mode: Small noise peaks clipped

5/28/19

	Compound	R.T.	Response	Conc	Units
	System Monitoring Compounds				
1)	S TCMX (S)	0.000	0	N.D.	ng/mld
62)	S DCBP (S)	0.000	0	N.D.	ng/mld
	Target Compounds				
2)	Aroclor 1016 (1)	0.000	0	N.D.	ng/mld
3)	Aroclor 1016 (2)	0.000	0	N.D.	ng/mld
4)	Aroclor 1016 (3)	0.000	0	N.D.	ng/mld
5)	Aroclor 1016 (4)	0.000	0	N.D.	ng/mld
6)	Aroclor 1016 (5)	0.000	0	N.D.	ng/mld
7)	Aroclor 1016 (6)	0.000	0	N.D.	ng/mld
8)	Aroclor 1016 - AVE	0.000	0	N.D.	ng/mld
9)	Aroclor 1221 (1)	0.000	0	N.D.	ng/mld
10)	Aroclor 1221 (2)	0.000	0	N.D.	ng/mld
11)	Aroclor 1221 (3)	0.000	0	N.D.	ng/mld
12)	Aroclor 1221 - AVE	0.000	0	N.D.	ng/mld
13)	Aroclor 1232 (1)	0.000	0	N.D.	ng/mld
14)	Aroclor 1232 (2)	0.000	0	N.D.	ng/mld
15)	Aroclor 1232 (3)	0.000	0	N.D.	ng/mld
16)	Aroclor 1232 (4)	0.000	0	N.D.	ng/mld
17)	Aroclor 1232 (5)	0.000	0	N.D.	ng/mld
18)	Aroclor 1232 (6)	0.000	0	N.D.	ng/mld
19)	Aroclor 1232 - AVE	0.000	0	N.D.	ng/mld
20)	Aroclor 1242 (1)	0.000	0	N.D.	ng/mld
21)	Aroclor 1242 (2)	0.000	0	N.D.	ng/mld
22)	Aroclor 1242 (3)	0.000	0	N.D.	ng/mld
23)	Aroclor 1242 (4)	0.000	0	N.D.	ng/mld
24)	Aroclor 1242 (5)	0.000	0	N.D.	ng/mld
25)	Aroclor 1242 (6)	0.000	0	N.D.	ng/mld
26)	Aroclor 1242 - AVE	0.000	0	N.D.	ng/mld
27)	Aroclor 1248 (1)	0.000	0	N.D.	ng/mld
28)	Aroclor 1248 (2)	0.000	0	N.D.	ng/mld
29)	Aroclor 1248 (3)	0.000	0	N.D.	ng/mld
30)	Aroclor 1248 (4)	0.000	0	N.D.	ng/mld
31)	Aroclor 1248 (5)	0.000	0	N.D.	ng/mld
32)	Aroclor 1248 (6)	0.000	0	N.D.	ng/mld
33)	Aroclor 1248 - AVE	0.000	0	N.D.	ng/mld
34)	Aroclor 1254 (1)	0.000	0	N.D.	ng/mld
35)	Aroclor 1254 (2)	0.000	0	N.D.	ng/mld
36)	Aroclor 1254 (3)	0.000	0	N.D.	ng/mld
37)	Aroclor 1254 (4)	0.000	0	N.D.	ng/mld
38)	Aroclor 1254 (5)	0.000	0	N.D.	ng/mld
39)	Aroclor 1254 (6)	0.000	0	N.D.	ng/mld
40)	Aroclor 1254 - AVE	0.000	0	N.D.	ng/mld
41)	Aroclor 1260 (1)	0.000	0	N.D.	ng/mld
42)	Aroclor 1260 (2)	0.000	0	N.D.	ng/mld
43)	Aroclor 1260 (3)	0.000	0	N.D.	ng/mld
44)	Aroclor 1260 (4)	0.000	0	N.D.	ng/mld
45)	Aroclor 1260 (5)	0.000	0	N.D.	ng/mld
46)	Aroclor 1260 (6)	0.000	0	N.D.	ng/mld
47)	Aroclor 1260 - AVE	0.000	0	N.D.	ng/mld

Quantitation Report (QT Reviewed)

Data Path : S:\DATA\9E24041\
Data File : ECD6F017.D
Signal(s) : ECD1A.CH
Acq On : 24 May 2019 8:32 pm
Operator : MJB/KAK
Sample : 9E24041-CALE
Misc :
ALS Vial : 17 Sample Multiplier: 1

Integration File: PCB1.e
Quant Time: May 28 13:10:49 2019
Quant Method : S:\METHODS\FECD6_QUANTPCB_190524.M
Quant Title : PCB Data Analysis
QLast Update : Tue May 28 13:10:44 2019
Response via : Initial Calibration
Integrator: ChemStation 6890 Scale Mode: Small noise peaks clipped

	Compound	R.T.	Response	Conc	Units
48)	Aroclor 1262 (1)	0.000	0	N.D.	ng/mld
49)	Aroclor 1262 (2)	0.000	0	N.D.	ng/mld
50)	Aroclor 1262 (3)	0.000	0	N.D.	ng/mld
51)	Aroclor 1262 (4)	0.000	0	N.D.	ng/mld
52)	Aroclor 1262 (5)	0.000	0	N.D.	ng/mld
53)	Aroclor 1262 (6)	0.000	0	N.D.	ng/mld
54)	Aroclor 1262 - AVE	0.000	0	N.D.	ng/mld
55)	Aroclor 1268 (1)	8.083	3265047	556.686	ng/ml
56)	Aroclor 1268 (2)	8.513	15983384	513.475	ng/ml
57)	Aroclor 1268 (3)	8.561	13313940	549.665	ng/ml
58)	Aroclor 1268 (4)	8.742	11835906	541.035	ng/ml
59)	Aroclor 1268 (5)	8.955	4874473	541.547	ng/ml
60)	Aroclor 1268 (6)	9.201	35007125	516.856	ng/ml
61)	Aroclor 1268 - AVE	0.000	0	N.D.	ng/ml

5/28/19

(f)=RT Delta > 1/2 Window (m)=manual int.

Quantitation Report (QT Reviewed)

Data Path : S:\DATA\9E24041\
Data File : ECD6F017.D
Signal(s) : ECD1A.CH
Acq On : 24 May 2019 8:32 pm
Operator : MJB/KAK
Sample : 9E24041-CALE
Misc :
ALS Vial : 17 Sample Multiplier: 1

Integration File: PCB1.e
Quant Time: May 28 13:10:49 2019
Quant Method : S:\METHODS\FECD6_QUANTPCB_190524.M
Quant Title : PCB Data Analysis
QLast Update : Tue May 28 13:10:44 2019
Response via : Initial Calibration
Integrator: ChemStation 6890 Scale Mode: Small noise peaks clipped

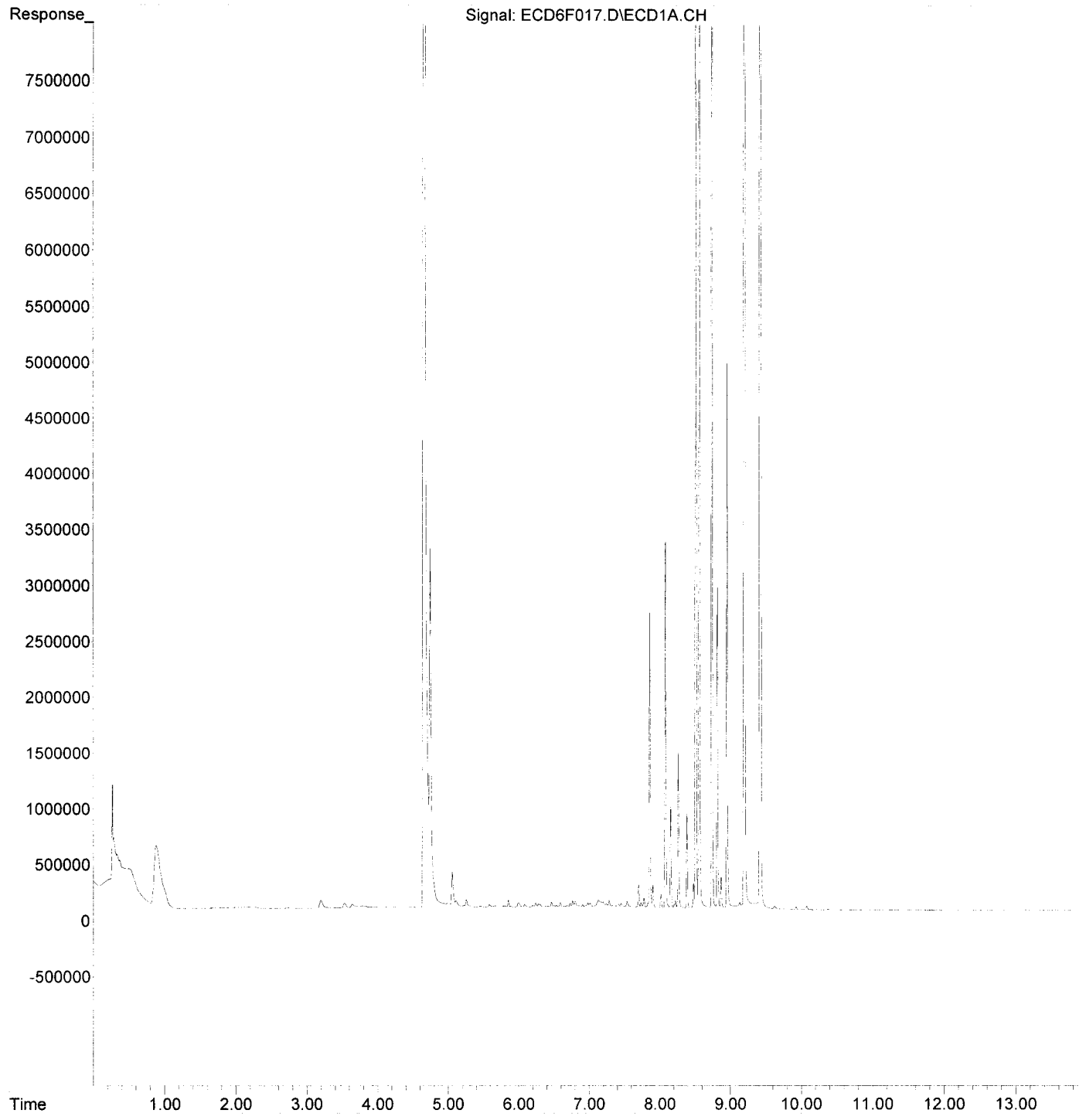

APEX LABORATORIES, LLC
12232 SW Garden Place Tigard OR 97223
phone 503-718-2323
fax 503-718-0333

Polychlorinated Biphenyls by EPA 8082A
Calibration Data

Sequence 9E24042 (Cal ID A9E2802) DUALECD6R

ELEMENT SEQUENCE LOG

Apex Laboratories

Sequence:	**9E24042**	Instrument:	**DUALECD6R**
Date:	**05/24/19 15:32**	Calibration:	**A9E2802**

#	Lab Number	Matrix	Analysis	Client	Due	Batch	ISTD ID	STD ID
1	9E24042-ICB1	Water	QC	QC				A19E080
2	9E24042-CAL1	Water	QC	QC				A19A143
3	9E24042-CAL2	Water	QC	QC				A19A144
4	9E24042-CAL3	Water	QC	QC				A19A145
5	9E24042-CAL4	Water	QC	QC				A19A146
6	9E24042-CAL5	Water	QC	QC				A19A140
7	9E24042-CAL6	Water	QC	QC				A19A141
8	9E24042-CAL7	Water	QC	QC				A19A142
9	9E24042-ICV1	Water	QC	QC				A19B136
10	9E24042-CAL8	Water	QC	QC				A19C090
11	9E24042-CAL9	Water	QC	QC				A19C091
12	9E24042-CALA	Water	QC	QC				A19C092
13	9E24042-CALB	Water	QC	QC				A19C093
14	9E24042-CALC	Water	QC	QC				A19C094
15	9E24042-CALD	Water	QC	QC				A19C095
16	9E24042-CALE	Water	QC	QC				A19C096
17	9E24042-ICV2	Water	QC	QC				A19B137
18	9E24042-ICV3	Water	QC	QC				A19D327
19	9E24042-ICV4	Water	QC	QC				A19B138
20	9E24042-ICV5	Water	QC	QC				A19B057

Comments:

Data Entered By: 5/28/19

Data Reviewed By: MN 5/29/19

Calibration Status Report HP G1530A

Method Path : T:\METHODS\
Method File : RECD6_QUANTPCB_190524.M
Title : PCB Data Analysis
Last Update : Tue May 28 10:06:29 2019
Response Via : Initial Calibration

A9E2802 5/28/19

#	ID	Conc	ISTD Conc	Path\File
1	1	10	0	S:\DATA\9E24042\ECD6R003.D
2	2	25	0	S:\DATA\9E24042\ECD6R004.D
3	3	50	0	S:\DATA\9E24042\ECD6R005.D
4	4	100	0	S:\DATA\9E24042\ECD6R006.D
5	5	250	0	S:\DATA\9E24042\ECD6R018.D
6	6	500	0	S:\DATA\9E24042\ECD6R008.D
7	7	800	0	S:\DATA\9E24042\ECD6R009.D

#	ID	Update Time	Quant Time	Acquisition Time
1	1	May 28 10:04 2019	May 28 09:12 2019	24 May 2019 4:20 pm
2	2	May 28 10:04 2019	May 28 09:13 2019	24 May 2019 4:38 pm
3	3	May 28 10:04 2019	May 28 09:16 2019	24 May 2019 4:57 pm
4	4	May 28 10:04 2019	May 28 09:17 2019	24 May 2019 5:14 pm
5	5	May 28 10:06 2019	May 28 09:54 2019	24 May 2019 8:50 pm
6	6	May 28 10:05 2019	May 28 09:19 2019	24 May 2019 5:50 pm
7	7	May 28 10:05 2019	May 28 09:22 2019	24 May 2019 6:08 pm

RECD6_QUANTPCB_190524.M Tue May 28 11:25:23 2019

Response Factor Report HP G1530A

Method Path : T:\METHODS\
Method File : RECD6_QUANTPCB_190524.M
Title : PCB Data Analysis
Last Update : Tue May 28 10:06:29 2019
Response Via : Initial Calibration

Calibration Files
1 =ECD6R003.D 2 =ECD6R004.D 3 =ECD6R005.D
4 =ECD6R006.D 5 =ECD6R018.D 6 =ECD6R008.D

5/28/19

		Compound	1	2	3	4	5	6	Avg		%RSD	
1)	S	TCMX (S)	1.140	1.161	1.204	1.172	1.317	1.292	1.233	E5	6.76	
2)		Aroclor 1016 ...	4.162	3.729	3.541	3.457	3.552	3.421	3.616	E3	7.24	✓
3)		Aroclor 1016 ...	6.301	6.461	6.586	6.386	6.781	6.650	6.542	E3	2.55	✓
4)		Aroclor 1016 ...	2.882	2.810	2.798	2.698	2.865	2.830	2.824	E3	2.31	✓
5)		Aroclor 1016 ...	4.241	3.722	3.581	3.252	3.249	3.073	3.456	E3	12.26	✓
6)		Aroclor 1016 ...	4.777	4.139	3.934	3.632	3.747	3.550	3.896	E3	11.54	✓
7)		Aroclor 1016 (6)	4.700	4.177	3.923	3.637	3.715	3.473	3.881	E3	11.16	✓
8)		Aroclor 1016 ...							0.000		-1.00	
9)		Aroclor 1221 (1)					1.044		1.044	E3	0.00	
10)		Aroclor 1221 (2)					9.698		9.698	E2	0.00	
11)		Aroclor 1221 (3)					3.327		3.327	E3	0.00	
12)		Aroclor 1221 ...							0.000		-1.00	
13)		Aroclor 1232 (1)					2.704		2.704	E3	0.00	
14)		Aroclor 1232 (2)					1.682		1.682	E3	0.00	
15)		Aroclor 1232 (3)					2.882		2.882	E3	0.00	
16)		Aroclor 1232 (4)					1.207		1.207	E3	0.00	
17)		Aroclor 1232 (5)					1.317		1.317	E3	0.00	
18)		Aroclor 1232 (6)					1.437		1.437	E3	0.00	
19)		Aroclor 1232 ...							0.000		-1.00	
20)		Aroclor 1242 ...					3.190		3.190	E3	0.00	
21)		Aroclor 1242 ...					5.667		5.667	E3	0.00	
22)		Aroclor 1242 ...					2.582		2.582	E3	0.00	
23)		Aroclor 1242 ...					2.583		2.583	E3	0.00	
24)		Aroclor 1242 ...					2.962		2.962	E3	0.00	
25)		Aroclor 1242 (6)					3.070		3.070	E3	0.00	
26)		Aroclor 1242 ...							0.000		-1.00	
27)		Aroclor 1248 ...					3.322		3.322	E3	0.00	
28)		Aroclor 1248 ...					4.639		4.639	E3	0.00	
29)		Aroclor 1248 ...					4.215		4.215	E3	0.00	
30)		Aroclor 1248 ...					5.096		5.096	E3	0.00	
31)		Aroclor 1248 ...					5.997		5.997	E3	0.00	
32)		Aroclor 1248 (6)					5.642		5.642	E3	0.00	
33)		Aroclor 1248 ...							0.000		-1.00	
34)		Aroclor 1254 ...					6.280		6.280	E3	0.00	
35)		Aroclor 1254 ...					1.010		1.010	E4	0.00	
36)		Aroclor 1254 ...					1.036		1.036	E4	0.00	
37)		Aroclor 1254 ...					7.585		7.585	E3	0.00	
38)		Aroclor 1254 ...					7.823		7.823	E3	0.00	
39)		Aroclor 1254 (6)					2.392		2.392	E3	0.00	
40)		Aroclor 1254 ...							0.000		-1.00	
41)		Aroclor 1260 ...	9.066	8.338	8.027	7.363	7.575	7.226	7.808	E3	9.15	✓
42)		Aroclor 1260 ...	1.036	0.988	0.960	0.881	0.914	0.863	0.933	E4	6.79	✓
43)		Aroclor 1260 (3)	1.025	1.000	0.974	0.921	0.920	0.912	0.952	E4	4.98	✓
44)		Aroclor 1260 (4)	1.459	1.290	1.289	1.255	1.384	1.361	1.341	E4	5.18	✓
45)		Aroclor 1260 (5)	9.180	8.722	9.098	8.214	8.675	8.401	8.675	E3	4.16	✓
46)		Aroclor 1260 (6)	3.746	3.542	3.441	3.191	3.215	3.135	3.355	E3	6.78	✓
47)		Aroclor 1260 ...							0.000		-1.00	
48)		Aroclor 1262 (1)					7.179		7.179	E3	0.00	
49)		Aroclor 1262 (2)					1.004		1.004	E4	0.00	
50)		Aroclor 1262 (3)					8.047		8.047	E3	0.00	
51)		Aroclor 1262 (4)					1.688		1.688	E4	0.00	
52)		Aroclor 1262 (5)					1.027		1.027	E4	0.00	
53)		Aroclor 1262 (6)					4.397		4.397	E3	0.00	
54)		Aroclor 1262 ...							0.000		-1.00	
55)		Aroclor 1268 (1)					4.590		4.590	E3	0.00	
56)		Aroclor 1268 (2)					1.932		1.932	E4	0.00	
57)		Aroclor 1268 (3)					1.577		1.577	E4	0.00	
58)		Aroclor 1268 (4)					1.351		1.351	E4	0.00	
59)		Aroclor 1268 (5)					5.215		5.215	E3	0.00	
60)		Aroclor 1268 (6)					3.581		3.581	E4	0.00	

Method Path : T:\METHODS\
Method File : RECD6_QUANTPCB_190524.M
Title : PCB Data Analysis
Last Update : Tue May 28 10:06:29 2019
Response Via : Initial Calibration

Calibration Files
1 =ECD6R003.D 2 =ECD6R004.D 3 =ECD6R005.D
4 =ECD6R006.D 5 =ECD6R018.D 6 =ECD6R008.D

		Compound	1	2	3	4	5	6	Avg	%RSD
61)		Aroclor 1268 ...							0.000	-1.00
62)	S	DCBP (S)	7.085	7.101	7.057	6.975	7.697	7.600	7.355 E4	5.34

(#) = Out of Range ### Number of calibration levels exceeded format ###

Compound List Report HP G1530A

Method Path : T:\METHODS\
Method File : RECD6_QUANTPCB_190524.M
Title : PCB Data Analysis
Last Update : Tue May 28 10:06:29 2019
Response Via : Initial Calibration

Total Cpnds : 62

5/28/19

PK#		Compound Name	Exp_RT	Rel_RT	Cal	A/H	ID
1	S	TCMX (S)	5.651	1.000	A	H	L
2		Aroclor 1016 (1)	6.329	1.000	A	H	R
3		Aroclor 1016 (2)	6.819	1.000	A	H	R
4		Aroclor 1016 (3)	6.947	1.000	A	H	R
5		Aroclor 1016 (4)	7.033	1.000	A	H	R
6		Aroclor 1016 (5)	7.077	1.000	A	H	R
7		Aroclor 1016 (6)	7.203	1.000	A	H	R
8		Aroclor 1016 - AVE	2.642	1.000	A	H	R
9		Aroclor 1221 (1)	5.829	1.000	A	H	R
10		Aroclor 1221 (2)	5.902	1.000	A	H	R
11		Aroclor 1221 (3)	5.990	1.000	A	H	R
12		Aroclor 1221 - AVE	2.642	1.000	A	H	R
13		Aroclor 1232 (1)	5.991	1.000	A	H	R
14		Aroclor 1232 (2)	6.328	1.000	A	H	R
15		Aroclor 1232 (3)	6.819	1.000	A	H	R
16		Aroclor 1232 (4)	7.033	1.000	A	H	R
17		Aroclor 1232 (5)	7.078	1.000	A	H	R
18		Aroclor 1232 (6)	7.203	1.000	A	H	R
19		Aroclor 1232 - AVE	2.642	1.000	A	H	R
20		Aroclor 1242 (1)	6.328	1.000	A	H	R
21		Aroclor 1242 (2)	6.819	1.000	A	H	R
22		Aroclor 1242 (3)	6.947	1.000	A	H	R
23		Aroclor 1242 (4)	7.033	1.000	A	H	R
24		Aroclor 1242 (5)	7.077	1.000	A	H	R
25		Aroclor 1242 (6)	7.203	1.000	A	H	R
26		Aroclor 1242 - AVE	2.642	1.000	A	H	R
27		Aroclor 1248 (1)	6.793	1.000	A	H	R
28		Aroclor 1248 (2)	7.033	1.000	A	H	R
29		Aroclor 1248 (3)	7.078	1.000	A	H	R
30		Aroclor 1248 (4)	7.204	1.000	A	H	R
31		Aroclor 1248 (5)	7.570	1.000	A	H	R
32		Aroclor 1248 (6)	7.728	1.000	A	H	R
33		Aroclor 1248 - AVE	2.642	1.000	A	H	R
34		Aroclor 1254 (1)	7.546	1.000	A	H	R
35		Aroclor 1254 (2)	7.728	1.000	A	H	R
36		Aroclor 1254 (3)	8.040	1.000	A	H	R
37		Aroclor 1254 (4)	8.280	1.000	A	H	R
38		Aroclor 1254 (5)	8.614	1.000	A	H	R
39		Aroclor 1254 (6)	8.846	1.000	A	H	R
40		Aroclor 1254 - AVE	2.642	1.000	A	H	R
41		Aroclor 1260 (1)	8.175	1.000	A	H	R
42		Aroclor 1260 (2)	8.382	1.000	A	H	R
43		Aroclor 1260 (3)	8.615	1.000	A	H	R
44		Aroclor 1260 (4)	9.102	1.000	A	H	R
45		Aroclor 1260 (5)	9.364	1.000	A	H	R
46		Aroclor 1260 (6)	9.936	1.000	A	H	R
47		Aroclor 1260 - AVE	2.642	1.000	A	H	R
48		Aroclor 1262 (1)	8.383	1.000	A	H	R
49		Aroclor 1262 (2)	8.683	1.000	A	H	R
50		Aroclor 1262 (3)	8.862	1.000	A	H	R
51		Aroclor 1262 (4)	9.103	1.000	A	H	R
52		Aroclor 1262 (5)	9.364	1.000	A	H	R
53		Aroclor 1262 (6)	9.936	1.000	A	H	R
54		Aroclor 1262 - AVE	2.653	1.000	A	H	R
55		Aroclor 1268 (1)	8.902	1.000	A	H	R
56		Aroclor 1268 (2)	9.364	1.000	A	H	R

57		Aroclor 1268 (3)	9.431	1.000	A	H	R
58		Aroclor 1268 (4)	9.643	1.000	A	H	R
59		Aroclor 1268 (5)	9.936	1.000	A	H	R
60		Aroclor 1268 (6)	10.287	1.000	A	H	R
61		Aroclor 1268 - AVE	2.642	1.000	A	H	R
62	S	DCBP (S)	10.599	1.000	A	H	R

Cal A = Average L = Linear LO = Linear w/origin Q = Quad QO = Quad w/origin
A/H = Area or Height
ID R = R.T. B = R.T. & Q Q = Qvalue L = Largest A = All

RECD6_QUANTPCB_190524.M Tue May 28 11:25:15 2019

Element Calibration Review Sheet

Calibration ID: **A9E2802** Instrument: **DUALECD6R** Calibration Date: **05/28/2019**

Analysis: **8082 PCBs** Instrument Cal ID: **RECD6_QUANTPCB_19052**

1016 (1)

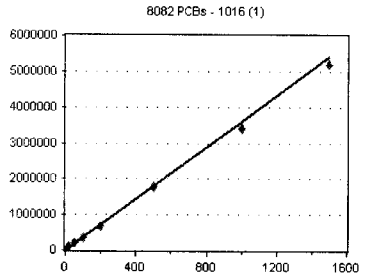

Curve Fit: **AVERAGE RF**

Standard	Concentration	Response	Response Factor	RT
9E24042-CAL1	20	83241	4162.050	6.33
9E24042-CAL2	50	186431	3728.620	6.33
9E24042-CAL3	100	354075	3540.750	6.33
9E24042-CAL4	200	691495	3457.475	6.33
9E24042-CAL5	500	1775987	3551.974	6.33
9E24042-CAL6	1000	3420591	3420.591	6.33
9E24042-CAL7	1500	5175491	3450.327	6.33

AVE RF **3615.970** RF RSD **7.24** AVE RT **6.33**

1016 (2)

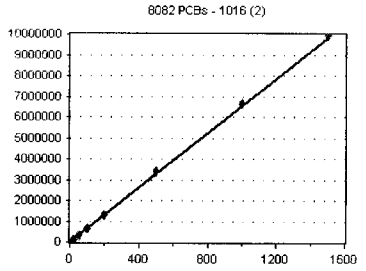

Curve Fit: **AVERAGE RF**

Standard	Concentration	Response	Response Factor	RT
9E24042-CAL1	20	126011	6300.550	6.82
9E24042-CAL2	50	323057	6461.140	6.82
9E24042-CAL3	100	658615	6586.150	6.82
9E24042-CAL4	200	1277113	6385.565	6.82
9E24042-CAL5	500	3390355	6780.710	6.82
9E24042-CAL6	1000	6650350	6650.350	6.82
9E24042-CAL7	1500	9941009	6627.339	6.82

AVE RF **6541.686** RF RSD **2.55** AVE RT **6.82**

1016 (3)

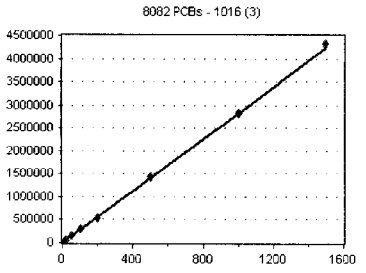

Curve Fit: **AVERAGE RF**

Standard	Concentration	Response	Response Factor	RT
9E24042-CAL1	20	57642	2882.100	6.95
9E24042-CAL2	50	140519	2810.380	6.95
9E24042-CAL3	100	279766	2797.660	6.95
9E24042-CAL4	200	539642	2698.210	6.95
9E24042-CAL5	500	1432605	2865.210	6.95
9E24042-CAL6	1000	2829705	2829.705	6.95
9E24042-CAL7	1500	4327875	2885.250	6.95

AVE RF **2824.074** RF RSD **2.31** AVE RT **6.95**

1016 (4)

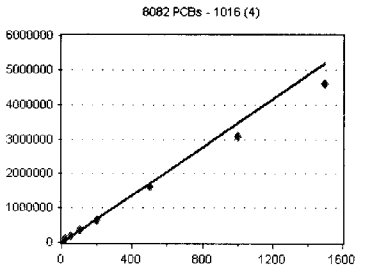

Curve Fit: **AVERAGE RF**

Standard	Concentration	Response	Response Factor	RT
9E24042-CAL1	20	84825	4241.250	7.03
9E24042-CAL2	50	186089	3721.780	7.03
9E24042-CAL3	100	358084	3580.840	7.03
9E24042-CAL4	200	650441	3252.205	7.03
9E24042-CAL5	500	1624282	3248.564	7.03
9E24042-CAL6	1000	3073062	3073.062	7.03
9E24042-CAL7	1500	4615121	3076.747	7.03

AVE RF **3456.350** RF RSD **12.26** AVE RT **7.03**

Element Calibration Review Sheet

Calibration ID: **A9E2802** Instrument: **DUALECD6R** Calibration Date: **05/28/2019**

Analysis: **8082 PCBs** Instrument Cal ID: **RECD6_QUANTPCB_19052**

1016 (5)

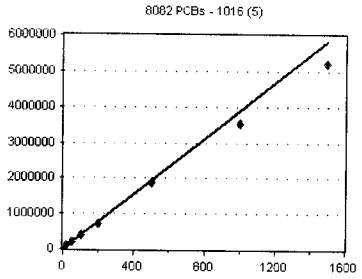

Curve Fit: **AVERAGE RF**

Standard	Concentration	Response	Response Factor	RT
9E24042-CAL1	20	95544	4777.200	7.08
9E24042-CAL2	50	206951	4139.020	7.08
9E24042-CAL3	100	393397	3933.970	7.08
9E24042-CAL4	200	726495	3632.475	7.08
9E24042-CAL5	500	1873375	3746.750	7.08
9E24042-CAL6	1000	3549689	3549.689	7.08
9E24042-CAL7	1500	5236350	3490.900	7.08

AVE RF **3895.715** RF RSD **11.54** AVE RT **7.08**

1016 (6)

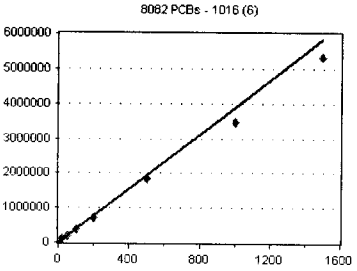

Curve Fit: **AVERAGE RF**

Standard	Concentration	Response	Response Factor	RT
9E24042-CAL1	20	94000	4700.000	7.20
9E24042-CAL2	50	208825	4176.500	7.20
9E24042-CAL3	100	392341	3923.410	7.20
9E24042-CAL4	200	727377	3636.885	7.20
9E24042-CAL5	500	1857459	3714.918	7.20
9E24042-CAL6	1000	3473379	3473.379	7.20
9E24042-CAL7	1500	5317620	3545.080	7.20

AVE RF **3881.453** RF RSD **11.16** AVE RT **7.20**

1260 (1)

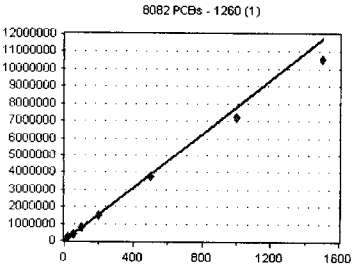

Curve Fit: **AVERAGE RF**

Standard	Concentration	Response	Response Factor	RT
9E24042-CAL1	20	181326	9066.300	8.18
9E24042-CAL2	50	416887	8337.740	8.18
9E24042-CAL3	100	802736	8027.360	8.18
9E24042-CAL4	200	1472686	7363.430	8.18
9E24042-CAL5	500	3787481	7574.962	8.18
9E24042-CAL6	1000	7226150	7226.150	8.18
9E24042-CAL7	1500	059244E+07	7061.626	8.18

AVE RF **7808.224** RF RSD **9.15** AVE RT **8.18**

1260 (2)

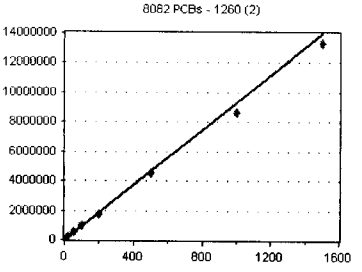

Curve Fit: **AVERAGE RF**

Standard	Concentration	Response	Response Factor	RT
9E24042-CAL1	20	207112	10355.600	8.38
9E24042-CAL2	50	493922	9878.440	8.38
9E24042-CAL3	100	960178	9601.780	8.38
9E24042-CAL4	200	1762915	8814.575	8.38
9E24042-CAL5	500	4569882	9139.764	8.38
9E24042-CAL6	1000	8626617	8626.617	8.38
9E24042-CAL7	1500	335208E+07	8901.387	8.38

AVE RF **9331.166** RF RSD **6.79** AVE RT **8.38**

Element Calibration Review Sheet

Calibration ID: **A9E2802** Instrument: **DUALECD6R** Calibration Date: **05/28/2019**

Analysis: **8082 PCBs** Instrument Cal ID: **RECD6_QUANTPCB_19052**

1260 (3)

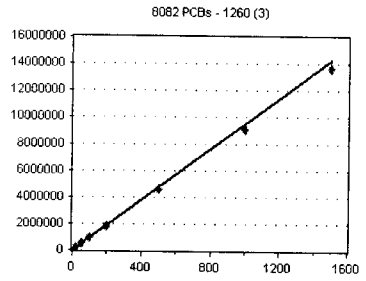

Curve Fit: **AVERAGE RF**

Standard	Concentration	Response	Response Factor	RT
9E24042-CAL1	20	205087	10254.350	8.62
9E24042-CAL2	50	499842	9996.840	8.62
9E24042-CAL3	100	974249	9742.490	8.62
9E24042-CAL4	200	1842921	9214.605	8.62
9E24042-CAL5	500	4598808	9197.616	8.62
9E24042-CAL6	1000	9118535	9118.535	8.62
9E24042-CAL7	1500	365919E+07	9106.127	8.62

AVE RF **9518.652** RF RSD **4.98** AVE RT **8.62**

1260 (4)

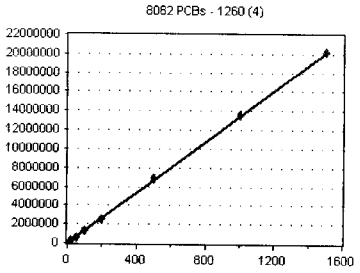

Curve Fit: **AVERAGE RF**

Standard	Concentration	Response	Response Factor	RT
9E24042-CAL1	20	291798	14589.900	9.10
9E24042-CAL2	50	644978	12899.560	9.10
9E24042-CAL3	100	1288990	12889.900	9.10
9E24042-CAL4	200	2510135	12550.670	9.10
9E24042-CAL5	500	6922321	13844.640	9.10
9E24042-CAL6	1000	360911E+07	13609.110	9.10
9E24042-CAL7	1500	02137E+07	13475.800	9.10

AVE RF **13408.510** RF RSD **5.18** AVE RT **9.10**

1260 (5)

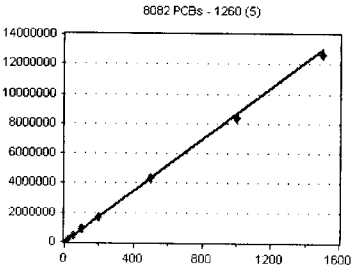

Curve Fit: **AVERAGE RF**

Standard	Concentration	Response	Response Factor	RT
9E24042-CAL1	20	183606	9180.300	9.36
9E24042-CAL2	50	436110	8722.200	9.36
9E24042-CAL3	100	909805	9098.050	9.36
9E24042-CAL4	200	1642749	8213.745	9.36
9E24042-CAL5	500	4337363	8674.726	9.36
9E24042-CAL6	1000	8400544	8400.544	9.36
9E24042-CAL7	1500	265756E+07	8438.373	9.36

AVE RF **8675.420** RF RSD **4.16** AVE RT **9.36**

1260 (6)

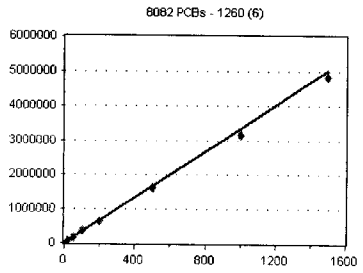

Curve Fit: **AVERAGE RF**

Standard	Concentration	Response	Response Factor	RT
9E24042-CAL1	20	74929	3746.450	9.94
9E24042-CAL2	50	177116	3542.320	9.94
9E24042-CAL3	100	344056	3440.560	9.94
9E24042-CAL4	200	638174	3190.870	9.94
9E24042-CAL5	500	1607260	3214.520	9.94
9E24042-CAL6	1000	3134844	3134.844	9.94
9E24042-CAL7	1500	4820033	3213.355	9.94

AVE RF **3354.703** RF RSD **6.78** AVE RT **9.94**

Element Calibration Review Sheet

Calibration ID: **A9E2802** Instrument: **DUALECD6R** Calibration Date: **05/28/2019**

Analysis: **8082 PCBs** Instrument Cal ID: **RECD6_QUANTPCB_19052**

Decachlorobiphenyl (Surr)

Curve Fit: **AVERAGE RF**

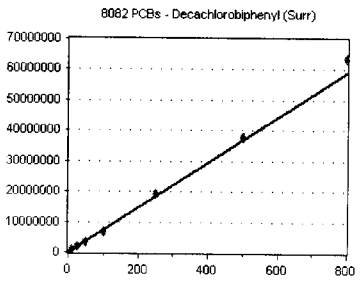

Standard	Concentration	Response	Response Factor	RT
9E24042-CAL1	10	708525	70852.500	10.60
9E24042-CAL2	25	1775298	71011.920	10.60
9E24042-CAL3	50	3528293	70565.860	10.60
9E24042-CAL4	100	6974857	69748.570	10.60
9E24042-CAL5	250	924192E+07	76967.680	10.60
9E24042-CAL6	500	.80002E+07	76000.400	10.60
9E24042-CAL7	800	375544E+07	79694.300	10.60

AVE RF **73548.750** RF RSD **5.34** AVE RT **10.60**

CALIBRATION SEQUENCE REVIEW SHEET

SEQUENCE: 9E24042

Analysis Included

1311/8082 TCLP PCBs
608 PCBs
608 PCBs - LL (1000/1mL) +1262/68
8082 PCBs
8082 PCBs - Low Level (2mL FV)
8082 PCBs - Low Level (2mL FV) +1262/68
8082 PCBs - Low Level (1000/1mL)
8082 PCBs - Low Level (1000/1mL) +1262/68
8082 PCBs - Low Level (30g/2mL)
8082 PCBs + 1262/1268
8082 PCBs in Trans. Oil - LL

INSTRUMENT SEQUENCE LOG

SampleID	SampleName	Matrix	STDID	ISTD ID	Analyzed
9E24042-ICB1	Initial Cal Blank	Water	A19E080		5/24/2019 4:03:00PM
9E24042-CAL1	Cal Standard	Water	A19A143	"	5/24/2019 4:20:00PM
9E24042-CAL2	Cal Standard	Water	A19A144	"	5/24/2019 4:38:00PM
9E24042-CAL3	Cal Standard	Water	A19A145	"	5/24/2019 4:57:00PM
9E24042-CAL4	Cal Standard	Water	A19A146	"	5/24/2019 5:14:00PM
9E24042-CAL5	Cal Standard	Water	A19A140	"	5/24/2019 5:32:00PM
9E24042-CAL6	Cal Standard	Water	A19A141	"	5/24/2019 5:50:00PM
9E24042-CAL7	Cal Standard	Water	A19A142	"	5/24/2019 6:08:00PM
9E24042-ICV1	Initial Cal Check	Water	A19B136	"	5/24/2019 6:44:00PM
9E24042-CAL8	Cal Standard	Water	A19C090	"	5/24/2019 7:02:00PM
9E24042-CAL9	Cal Standard	Water	A19C091	"	5/24/2019 7:20:00PM
9E24042-CALA	Cal Standard	Water	A19C092	"	5/24/2019 7:38:00PM
9E24042-CALB	Cal Standard	Water	A19C093	"	5/24/2019 7:56:00PM
9E24042-CALC	Cal Standard	Water	A19C094	"	5/24/2019 8:14:00PM
9E24042-CALD	Cal Standard	Water	A19C095	"	5/24/2019 8:32:00PM
9E24042-CALE	Cal Standard	Water	A19C096	"	5/24/2019 8:50:00PM
9E24042-ICV2	Initial Cal Check	Water	A19B137	"	5/24/2019 9:08:00PM
9E24042-ICV3	Initial Cal Check	Water	A19D327	"	5/24/2019 9:26:00PM
9E24042-ICV4	Initial Cal Check	Water	A19B138	"	5/24/2019 9:44:00PM
9E24042-ICV5	Initial Cal Check	Water	A19B057	"	5/24/2019 10:02:00PM

CALIBRATION STANDARD RECOVERIES

Calibration: **A9E2802** Instrument: **DUALECD6R**

1311/8082 TCLP PCBs Sequence: **9E24042** Matrix: **Water**

9E24042-CAL1	Inst. MRL	Recalc Res.	Cal Level	%Rec.	Qual
Aroclor 1016	0.0000	0.00	20	0	
Aroclor 1260	0.0000	0.00	20	0	
Aroclor 1016	0.0000	0.00	20	0	
Aroclor 1260	0.0000	0.00	20	0	

9E24042-CAL2	Inst. MRL	Recalc Res.	Cal Level	%Rec.	Qual
Aroclor 1016	0.0000	0.00	50	0	
Aroclor 1260	0.0000	0.00	50	0	

CALIBRATION SEQUENCE REVIEW SHEET

SEQUENCE: 9E24042

Aroclor 1016	0.0000	0.00	50	0	
Aroclor 1260	0.0000	0.00	50	0	

9E24042-CAL3

	Inst. MRL	Recalc Res.	Cal Level	%Rec.	Qual
Aroclor 1016	0.0000	0.00	100	0	
Aroclor 1260	0.0000	0.00	100	0	
Aroclor 1016	0.0000	0.00	100	0	
Aroclor 1260	0.0000	0.00	100	0	

9E24042-CAL4

	Inst. MRL	Recalc Res.	Cal Level	%Rec.	Qual
Aroclor 1016	0.0000	0.00	200	0	
Aroclor 1260	0.0000	0.00	200	0	
Aroclor 1016	0.0000	0.00	200	0	
Aroclor 1260	0.0000	0.00	200	0	

9E24042-CAL5

	Inst. MRL	Recalc Res.	Cal Level	%Rec.	Qual
Aroclor 1016	0.0000	0.00	500	0	
Aroclor 1260	0.0000	0.00	500	0	
Aroclor 1016	0.0000	0.00	500	0	
Aroclor 1260	0.0000	0.00	500	0	

9E24042-CAL6

	Inst. MRL	Recalc Res.	Cal Level	%Rec.	Qual
Aroclor 1016	800.0000	0.00	1000	0	
Aroclor 1260	800.0000	0.00	1000	0	
Aroclor 1016	0.0000	0.00	1000	0	
Aroclor 1260	0.0000	0.00	1000	0	
Aroclor 1016	0.0000	0.00	1000	0	
Aroclor 1260	0.0000	0.00	1000	0	

9E24042-CAL7

	Inst. MRL	Recalc Res.	Cal Level	%Rec.	Qual
Aroclor 1016	800.0000	0.00	1500	0	
Aroclor 1260	800.0000	0.00	1500	0	
Aroclor 1016	0.0000	0.00	1500	0	
Aroclor 1260	0.0000	0.00	1500	0	
Aroclor 1016	0.0000	0.00	1500	0	
Aroclor 1260	0.0000	0.00	1500	0	

9E24042-CAL8

	Inst. MRL	Recalc Res.	Cal Level	%Rec.	Qual
Aroclor 1221	0.0000	0.00	500	0	
Aroclor 1221	0.0000	0.00	500	0	

9E24042-CAL9

	Inst. MRL	Recalc Res.	Cal Level	%Rec.	Qual
Aroclor 1232	0.0000	0.00	500	0	
Aroclor 1232	0.0000	0.00	500	0	

9E24042-CALA

	Inst. MRL	Recalc Res.	Cal Level	%Rec.	Qual
Aroclor 1242	0.0000	0.00	500	0	
Aroclor 1242	0.0000	0.00	500	0	

9E24042-CALB

	Inst. MRL	Recalc Res.	Cal Level	%Rec.	Qual
Aroclor 1248	0.0000	0.00	500	0	
Aroclor 1248	0.0000	0.00	500	0	

9E24042-CALC

	Inst. MRL	Recalc Res.	Cal Level	%Rec.	Qual
Aroclor 1254	0.0000	0.00	500	0	
Aroclor 1254	0.0000	0.00	500	0	

CALIBRATION SEQUENCE REVIEW SHEET

SEQUENCE: 9E24042

9E24042-CALD	Inst. MRL	Recalc Res.	Cal Level	%Rec.	Qual
Aroclor 1262	0.0000	0.00	500	0	
Aroclor 1262	0.0000	0.00	500	0	

9E24042-CALE	Inst. MRL	Recalc Res.	Cal Level	%Rec.	Qual
Aroclor 1268	0.0000	0.00	500	0	
Aroclor 1268	0.0000	0.00	500	0	

Compounds listed above have recalculated recoveries outside 70-130% of the true values, and the calibration levels are above the reporting level. If no compounds are listed, all are OK. Please see the next section for quadatic fit compounds.

Analytes With Quadratic Curve Fits

Qualifier	iMDL	iMRL	Spike Amt	%Difference	OK?	Raise MRL to ?
				———	☐	☐ ———

Analytes listed above have quadratic curve fits. If they are using a weighting otpion, they must be checked against the requanted curve points to determine if the recalculated results are within limits (70-130 or as specified).

ICV RECOVERIES

Calibration: **A9E2802** Instrument: **DUALECD6R**

608 PCBs - LL (1000/1mL) +1 Sequence: **9E24042** Matrix: **Water**

9E24042-ICV1	Inst. MRL	ICV Level	Result	%Rec.	Qual

Compounds listed above have Initial Calibration Verification standard recoveries outside 70-130% of the true values. If no compounds are listed, all have passing recoveries.

Quantitation Report (Not Reviewed)

Data Path : S:\DATA\9E24042\
Data File : ECD6R002.D
Signal(s) : ECD2B.CH
Acq On : 24 May 2019 4:03 pm
Operator : MJB/KAK
Sample : 9E24042-ICB1
Misc :
ALS Vial : 2 Sample Multiplier: 1

Integration File: PCB1.e
Quant Time: May 28 10:59:52 2019
Quant Method : T:\METHODS\RECD6_QUANTPCB_190524.M
Quant Title : PCB Data Analysis
QLast Update : Tue May 28 10:06:29 2019
Response via : Initial Calibration
Integrator: ChemStation 6890 Scale Mode: Small noise peaks clipped

5/28/19
Clean

	Compound	R.T.	Response	Conc Units
	System Monitoring Compounds			
1) S	TCMX (S)	5.650	10991665	89.141 ng/ml
62) S	DCBP (S)	10.599	7119653	96.802 ng/ml
	Target Compounds			
2)	Aroclor 1016 (1)	6.346	1336	0.369 ng/ml
3)	Aroclor 1016 (2)	6.814	3509	0.536 ng/ml
4)	Aroclor 1016 (3)	6.925	5179	1.834 ng/ml
5)	Aroclor 1016 (4)	7.030	2097	0.607 ng/ml
6)	Aroclor 1016 (5)	7.074	1893	0.486 ng/ml
7)	Aroclor 1016 (6)	7.201	1889	0.487 ng/ml
8)	Aroclor 1016 - AVE	0.000	0	N.D. ng/ml
9)	Aroclor 1221 (1)	5.789f	18124	17.362 ng/ml
10)	Aroclor 1221 (2)	5.917	2317	2.390 ng/ml
11)	Aroclor 1221 (3)	5.975	156545	47.050 ng/ml
12)	Aroclor 1221 - AVE	0.000	0	N.D. ng/ml
13)	Aroclor 1232 (1)	5.975	156545	57.904 ng/ml
14)	Aroclor 1232 (2)	6.346	1336	0.794 ng/ml
15)	Aroclor 1232 (3)	6.814	3509	1.218 ng/ml
16)	Aroclor 1232 (4)	7.030	2097	1.737 ng/ml
17)	Aroclor 1232 (5)	7.080	1884	1.430 ng/ml
18)	Aroclor 1232 (6)	7.205	1963	1.366 ng/ml
19)	Aroclor 1232 - AVE	0.000	0	N.D. ng/ml
20)	Aroclor 1242 (1)	6.346	1336	0.419 ng/ml
21)	Aroclor 1242 (2)	6.814	3509	0.619 ng/ml
22)	Aroclor 1242 (3)	6.925	5179	2.006 ng/ml
23)	Aroclor 1242 (4)	7.030	2097	0.812 ng/ml
24)	Aroclor 1242 (5)	7.080	1884	0.636 ng/ml
25)	Aroclor 1242 (6)	7.205	1963	0.639 ng/ml
26)	Aroclor 1242 - AVE	0.000	0	N.D. ng/ml
27)	Aroclor 1248 (1)	6.790	3184	0.958 ng/ml
28)	Aroclor 1248 (2)	7.030	2097	0.452 ng/ml
29)	Aroclor 1248 (3)	7.080	1884	0.447 ng/ml
30)	Aroclor 1248 (4)	7.205	1963	0.385 ng/ml
31)	Aroclor 1248 (5)	7.569	2566	0.428 ng/ml
32)	Aroclor 1248 (6)	7.745	20632	3.657 ng/ml
33)	Aroclor 1248 - AVE	0.000	0	N.D. ng/ml
34)	Aroclor 1254 (1)	7.545	2584	0.411 ng/ml
35)	Aroclor 1254 (2)	7.745	20632	2.043 ng/ml
36)	Aroclor 1254 (3)	8.044	2725	0.263 ng/ml
37)	Aroclor 1254 (4)	8.282	2158	0.285 ng/ml
38)	Aroclor 1254 (5)	8.620	2278	0.291 ng/ml
39)	Aroclor 1254 (6)	8.834	1805	0.755 ng/ml
40)	Aroclor 1254 - AVE	0.000	0	N.D. ng/ml
41)	Aroclor 1260 (1)	8.174	2287	0.293 ng/ml
42)	Aroclor 1260 (2)	8.388	1955	0.210 ng/ml
43)	Aroclor 1260 (3)	8.620	2278	0.239 ng/ml
44)	Aroclor 1260 (4)	9.103	538	0.040 ng/ml
45)	Aroclor 1260 (5)	9.362	1093	0.126 ng/ml
46)	Aroclor 1260 (6)	9.934	4461	1.330 ng/ml
47)	Aroclor 1260 - AVE	0.000	0	N.D. ng/ml

Quantitation Report (Not Reviewed)

Data Path : S:\DATA\9E24042\
Data File : ECD6R002.D
Signal(s) : ECD2B.CH
Acq On : 24 May 2019 4:03 pm
Operator : MJB/KAK
Sample : 9E24042-ICB1
Misc :
ALS Vial : 2 Sample Multiplier: 1

Integration File: PCB1.e
Quant Time: May 28 10:59:52 2019
Quant Method : T:\METHODS\RECD6_QUANTPCB_190524.M
Quant Title : PCB Data Analysis
QLast Update : Tue May 28 10:06:29 2019
Response via : Initial Calibration
Integrator: ChemStation 6890 Scale Mode: Small noise peaks clipped

	Compound	R.T.	Response	Conc Units
48)	Aroclor 1262 (1)	8.388	1955	0.272 ng/ml
49)	Aroclor 1262 (2)	8.686	3073	0.306 ng/ml
50)	Aroclor 1262 (3)	8.860	1537	0.191 ng/ml
51)	Aroclor 1262 (4)	9.103	538	0.032 ng/ml
52)	Aroclor 1262 (5)	9.362	1093	0.106 ng/ml
53)	Aroclor 1262 (6)	9.934	4461	1.015 ng/ml
54)	Aroclor 1262 - AVE	0.000	0	N.D. ng/ml
55)	Aroclor 1268 (1)	8.903	1450	0.316 ng/ml
56)	Aroclor 1268 (2)	9.362	1093	0.057 ng/ml
57)	Aroclor 1268 (3)	9.428	1755	0.111 ng/ml
58)	Aroclor 1268 (4)	9.644	47530	3.518 ng/ml
59)	Aroclor 1268 (5)	9.934	4461	0.856 ng/ml
60)	Aroclor 1268 (6)	10.288	86488	2.415 ng/ml
61)	Aroclor 1268 - AVE	0.000	0	N.D. ng/ml

(f)=RT Delta > 1/2 Window (m)=manual int.

Quantitation Report (Not Reviewed)

Data Path : S:\DATA\9E24042\
Data File : ECD6R002.D
Signal(s) : ECD2B.CH
Acq On : 24 May 2019 4:03 pm
Operator : MJB/KAK
Sample : 9E24042-ICB1
Misc :
ALS Vial : 2 Sample Multiplier: 1

Integration File: PCB1.e
Quant Time: May 28 10:59:52 2019
Quant Method : T:\METHODS\RECD6_QUANTPCB_190524.M
Quant Title : PCB Data Analysis
QLast Update : Tue May 28 10:06:29 2019
Response via : Initial Calibration
Integrator: ChemStation 6890 Scale Mode: Small noise peaks clipped



Quantitation Report (Not Reviewed)

Data Path : S:\DATA\9E24042\
Data File : ECD6R011.D
Signal(s) : ECD2B.CH
Acq On : 24 May 2019 6:44 pm
Operator : MJB/KAK
Sample : 9E24042-ICV1
Misc :
ALS Vial : 10 Sample Multiplier: 1

Integration File: PCB1.e
Quant Time: May 28 11:00:11 2019
Quant Method : T:\METHODS\RECD6_QUANTPCB_190524.M
Quant Title : PCB Data Analysis
QLast Update : Tue May 28 10:06:29 2019
Response via : Initial Calibration
Integrator: ChemStation 6890 Scale Mode: Small noise peaks clipped

5/28/19

1016, 1260

	Compound	R.T.	Response	Conc	Units
	System Monitoring Compounds				
1) S	TCMX (S)	5.651	21322891	172.925	ng/ml
62) S	DCBP (S)	10.600	12765996	173.572	ng/ml
	Target Compounds				
2)	Aroclor 1016 (1)	6.329	1936720	535.602	ng/ml
3)	Aroclor 1016 (2)	6.820	3574271	546.384	ng/ml
4)	Aroclor 1016 (3)	6.947	1617839	572.875	ng/ml
5)	Aroclor 1016 (4)	7.034	1612654	466.577	ng/ml
6)	Aroclor 1016 (5)	7.078	1808277	464.171	ng/ml
7)	Aroclor 1016 (6)	7.204	1817779	468.324	ng/ml
8)	Aroclor 1016 - AVE	0.000	0	N.D.	ng/ml
9)	Aroclor 1221 (1)	5.816	149924	143.617	ng/ml
10)	Aroclor 1221 (2)	5.904	234886	242.203	ng/ml
11)	Aroclor 1221 (3)	5.992	1121347	337.024	ng/ml
12)	Aroclor 1221 - AVE	0.000	0	N.D.	ng/ml
13)	Aroclor 1232 (1)	5.992	1121347	414.773	ng/ml
14)	Aroclor 1232 (2)	6.329	1936720	1151.244	ng/ml
15)	Aroclor 1232 (3)	6.820	3574271	1240.171	ng/ml
16)	Aroclor 1232 (4)	7.034	1612654	1336.245	ng/ml
17)	Aroclor 1232 (5)	7.078	1808277	1372.789	ng/ml
18)	Aroclor 1232 (6)	7.204	1817779	1264.970	ng/ml
19)	Aroclor 1232 - AVE	0.000	0	N.D.	ng/ml
20)	Aroclor 1242 (1)	6.329	1936720	607.054	ng/ml
21)	Aroclor 1242 (2)	6.820	3574271	630.676	ng/ml
22)	Aroclor 1242 (3)	6.947	1617839	626.653	ng/ml
23)	Aroclor 1242 (4)	7.034	1612654	624.438	ng/ml
24)	Aroclor 1242 (5)	7.078	1808277	610.523	ng/ml
25)	Aroclor 1242 (6)	7.204	1817779	592.082	ng/ml
26)	Aroclor 1242 - AVE	0.000	0	N.D.	ng/ml
27)	Aroclor 1248 (1)	6.793	2819052	848.662	ng/ml
28)	Aroclor 1248 (2)	7.034	1612654	347.637	ng/ml
29)	Aroclor 1248 (3)	7.078	1808277	429.003	ng/ml
30)	Aroclor 1248 (4)	7.204	1817779	356.701	ng/ml
31)	Aroclor 1248 (5)	7.569	353775	58.994	ng/ml
32)	Aroclor 1248 (6)	7.729	1686737	298.951	ng/ml
33)	Aroclor 1248 - AVE	0.000	0	N.D.	ng/ml
34)	Aroclor 1254 (1)	7.547	1453934	231.528	ng/ml
35)	Aroclor 1254 (2)	7.729	1686737	167.041	ng/ml
36)	Aroclor 1254 (3)	8.040	892979	86.211	ng/ml
37)	Aroclor 1254 (4)	8.280	554398	73.094	ng/ml
38)	Aroclor 1254 (5)	8.616	5270553	673.731	ng/ml
39)	Aroclor 1254 (6)	8.833	565312	236.339	ng/ml
40)	Aroclor 1254 - AVE	0.000	0	N.D.	ng/ml
41)	Aroclor 1260 (1)	8.175	4038659	517.231	ng/ml
42)	Aroclor 1260 (2)	8.383	4925956	527.904	ng/ml
43)	Aroclor 1260 (3)	8.616	5270553	553.708	ng/ml
44)	Aroclor 1260 (4)	9.103	6790287	506.416	ng/ml
45)	Aroclor 1260 (5)	9.365	3894022	448.857	ng/ml
46)	Aroclor 1260 (6)	9.936	1233662	367.741	ng/ml
47)	Aroclor 1260 - AVE	0.000	0	N.D.	ng/ml

508.989

486.776

Quantitation Report (Not Reviewed)

Data Path : S:\DATA\9E24042\
Data File : ECD6R011.D
Signal(s) : ECD2B.CH
Acq On : 24 May 2019 6:44 pm
Operator : MJB/KAK
Sample : 9E24042-ICV1
Misc :
ALS Vial : 10 Sample Multiplier: 1

Integration File: PCB1.e
Quant Time: May 28 11:00:11 2019
Quant Method : T:\METHODS\RECD6_QUANTPCB_190524.M
Quant Title : PCB Data Analysis
QLast Update : Tue May 28 10:06:29 2019
Response via : Initial Calibration
Integrator: ChemStation 6890 Scale Mode: Small noise peaks clipped

	Compound	R.T.	Response	Conc	Units
48)	Aroclor 1262 (1)	8.383	4925956	686.154	ng/ml
49)	Aroclor 1262 (2)	8.684	2764817	275.429	ng/ml
50)	Aroclor 1262 (3)	8.862	3220997	400.271	ng/ml
51)	Aroclor 1262 (4)	9.103	6790287	402.296	ng/ml
52)	Aroclor 1262 (5)	9.365	3894022	379.119	ng/ml
53)	Aroclor 1262 (6)	9.936	1233662	280.553	ng/ml
54)	Aroclor 1262 - AVE	0.000	0	N.D.	ng/ml
55)	Aroclor 1268 (1)	8.902	208674	45.463	ng/ml
56)	Aroclor 1268 (2)	9.365	3894022	201.584	ng/ml
57)	Aroclor 1268 (3)	9.428	1303790	82.668	ng/ml
58)	Aroclor 1268 (4)	9.644	145410	10.762	ng/ml
59)	Aroclor 1268 (5)	9.936	1233662	236.572	ng/ml
60)	Aroclor 1268 (6)	10.288	388003	10.835	ng/ml
61)	Aroclor 1268 - AVE	0.000	0	N.D.	ng/ml

(f)=RT Delta > 1/2 Window (m)=manual int.

Quantitation Report (Not Reviewed)

Data Path : S:\DATA\9E24042\
Data File : ECD6R011.D
Signal(s) : ECD2B.CH
Acq On : 24 May 2019 6:44 pm
Operator : MJB/KAK
Sample : 9E24042-ICV1
Misc :
ALS Vial : 10 Sample Multiplier: 1

Integration File: PCB1.e
Quant Time: May 28 11:00:11 2019
Quant Method : T:\METHODS\RECD6_QUANTPCB_190524.M
Quant Title : PCB Data Analysis
QLast Update : Tue May 28 10:06:29 2019
Response via : Initial Calibration
Integrator: ChemStation 6890 Scale Mode: Small noise peaks clipped

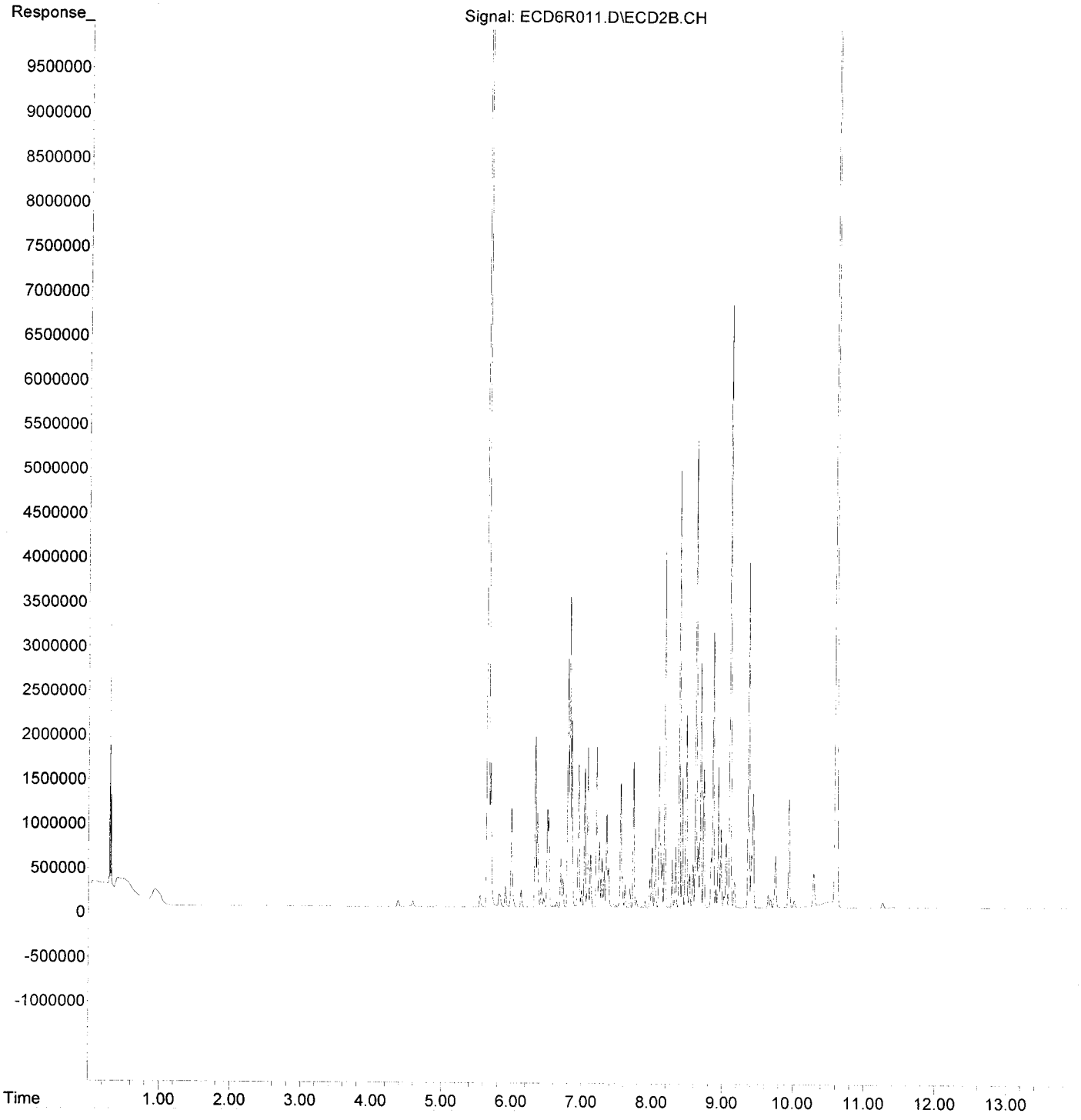

Quantitation Report (Not Reviewed)

Data Path : S:\DATA\9E24042\
Data File : ECD6R019.D
Signal(s) : ECD2B.CH
Acq On : 24 May 2019 9:08 pm
Operator : MJB/KAK
Sample : 9E24042-ICV2
Misc :
ALS Vial : 18 Sample Multiplier: 1

Integration File: PCB1.e
Quant Time: May 28 11:00:20 2019
Quant Method : T:\METHODS\RECD6_QUANTPCB_190524.M
Quant Title : PCB Data Analysis
QLast Update : Tue May 28 10:06:29 2019
Response via : Initial Calibration
Integrator: ChemStation 6890 Scale Mode: Small noise peaks clipped

5/28/19

1221, 1254

	Compound	R.T.	Response	Conc	Units	
	System Monitoring Compounds					
1) S	TCMX (S)	5.651	4474326	36.286	ng/ml	
62) S	DCBP (S)	10.599	6038905	82.108	ng/ml	
	Target Compounds					
2)	Aroclor 1016 (1)	6.328	277125	76.639	ng/ml	
3)	Aroclor 1016 (2)	6.820	458729	70.124	ng/ml	
4)	Aroclor 1016 (3)	6.948	221444	78.413	ng/ml	
5)	Aroclor 1016 (4)	7.033	1684675	487.414	ng/ml	
6)	Aroclor 1016 (5)	7.079	438839	112.647	ng/ml	
7)	Aroclor 1016 (6)	7.204	916811	236.203	ng/ml	
8)	Aroclor 1016 - AVE	0.000	0	N.D.	ng/ml	
9)	Aroclor 1221 (1)	5.830	926366	887.397	ng/ml	893.961
10)	Aroclor 1221 (2)	5.904	875340	902.608	ng/ml	
11)	Aroclor 1221 (3)	5.991	2967465	891.879	ng/ml	
12)	Aroclor 1221 - AVE	0.000	0	N.D.	ng/ml	
13)	Aroclor 1232 (1)	5.991	2967465	1097.630	ng/ml	
14)	Aroclor 1232 (2)	6.328	277125	164.731	ng/ml	
15)	Aroclor 1232 (3)	6.820	458729	159.166	ng/ml	
16)	Aroclor 1232 (4)	7.033	1684675	1395.921	ng/ml	
17)	Aroclor 1232 (5)	7.079	438839	333.153	ng/ml	
18)	Aroclor 1232 (6)	7.204	916811	637.997	ng/ml	
19)	Aroclor 1232 - AVE	0.000	0	N.D.	ng/ml	
20)	Aroclor 1242 (1)	6.328	277125	86.863	ng/ml	
21)	Aroclor 1242 (2)	6.820	458729	80.942	ng/ml	
22)	Aroclor 1242 (3)	6.948	221444	85.774	ng/ml	
23)	Aroclor 1242 (4)	7.033	1684675	652.325	ng/ml	
24)	Aroclor 1242 (5)	7.079	438839	148.164	ng/ml	
25)	Aroclor 1242 (6)	7.204	916811	298.621	ng/ml	
26)	Aroclor 1242 - AVE	0.000	0	N.D.	ng/ml	
27)	Aroclor 1248 (1)	6.793	358235	107.845	ng/ml	
28)	Aroclor 1248 (2)	7.033	1684675	363.162	ng/ml	
29)	Aroclor 1248 (3)	7.079	438839	104.112	ng/ml	
30)	Aroclor 1248 (4)	7.204	916811	179.905	ng/ml	
31)	Aroclor 1248 (5)	7.571	1383710	230.740	ng/ml	
32)	Aroclor 1248 (6)	7.729	4636296	821.721	ng/ml	
33)	Aroclor 1248 - AVE	0.000	0	N.D.	ng/ml	
34)	Aroclor 1254 (1)	7.547	2981179	474.730	ng/ml	468.479
35)	Aroclor 1254 (2)	7.729	4636296	459.141	ng/ml	
36)	Aroclor 1254 (3)	8.040	4921161	475.104	ng/ml	
37)	Aroclor 1254 (4)	8.280	3388943	446.813	ng/ml	
38)	Aroclor 1254 (5)	8.614	3873461	495.142	ng/ml	
39)	Aroclor 1254 (6)	8.847	1100171	459.946	ng/ml	
40)	Aroclor 1254 - AVE	0.000	0	N.D.	ng/ml	
41)	Aroclor 1260 (1)	8.175	1962286	251.310	ng/ml	
42)	Aroclor 1260 (2)	8.382	2341990	250.986	ng/ml	
43)	Aroclor 1260 (3)	8.614	3873461	406.934	ng/ml	
44)	Aroclor 1260 (4)	9.102	773476	57.685	ng/ml	
45)	Aroclor 1260 (5)	9.364	544905	62.810	ng/ml	
46)	Aroclor 1260 (6)	9.936	103182	30.757	ng/ml	
47)	Aroclor 1260 - AVE	0.000	0	N.D.	ng/ml	

Quantitation Report (Not Reviewed)

Data Path : S:\DATA\9E24042\
Data File : ECD6R019.D
Signal(s) : ECD2B.CH
Acq On : 24 May 2019 9:08 pm
Operator : MJB/KAK
Sample : 9E24042-ICV2
Misc :
ALS Vial : 18 Sample Multiplier: 1

Integration File: PCB1.e
Quant Time: May 28 11:00:20 2019
Quant Method : T:\METHODS\RECD6_QUANTPCB_190524.M
Quant Title : PCB Data Analysis
QLast Update : Tue May 28 10:06:29 2019
Response via : Initial Calibration
Integrator: ChemStation 6890 Scale Mode: Small noise peaks clipped

	Compound	R.T.	Response	Conc Units
48)	Aroclor 1262 (1)	8.382	2341990	326.224 ng/ml
49)	Aroclor 1262 (2)	8.683	320862	31.964 ng/ml
50)	Aroclor 1262 (3)	8.847	1100171	136.717 ng/ml
51)	Aroclor 1262 (4)	9.102	773476	45.825 ng/ml
52)	Aroclor 1262 (5)	9.364	544905	53.052 ng/ml
53)	Aroclor 1262 (6)	9.936	103182	23.465 ng/ml
54)	Aroclor 1262 - AVE	0.000	0	N.D. ng/ml
55)	Aroclor 1268 (1)	8.903	38102	8.301 ng/ml
56)	Aroclor 1268 (2)	9.364	544905	28.208 ng/ml
57)	Aroclor 1268 (3)	9.428	108712	6.893 ng/ml
58)	Aroclor 1268 (4)	9.644	54210	4.012 ng/ml
59)	Aroclor 1268 (5)	9.936	103182	19.787 ng/ml
60)	Aroclor 1268 (6)	10.288	99539	2.780 ng/ml
61)	Aroclor 1268 - AVE	0.000	0	N.D. ng/ml

(f)=RT Delta > 1/2 Window (m)=manual int.

Quantitation Report (Not Reviewed)

Data Path : S:\DATA\9E24042\
Data File : ECD6R019.D
Signal(s) : ECD2B.CH
Acq On : 24 May 2019 9:08 pm
Operator : MJB/KAK
Sample : 9E24042-ICV2
Misc :
ALS Vial : 18 Sample Multiplier: 1

Integration File: PCB1.e
Quant Time: May 28 11:00:20 2019
Quant Method : T:\METHODS\RECD6_QUANTPCB_190524.M
Quant Title : PCB Data Analysis
QLast Update : Tue May 28 10:06:29 2019
Response via : Initial Calibration
Integrator: ChemStation 6890 Scale Mode: Small noise peaks clipped

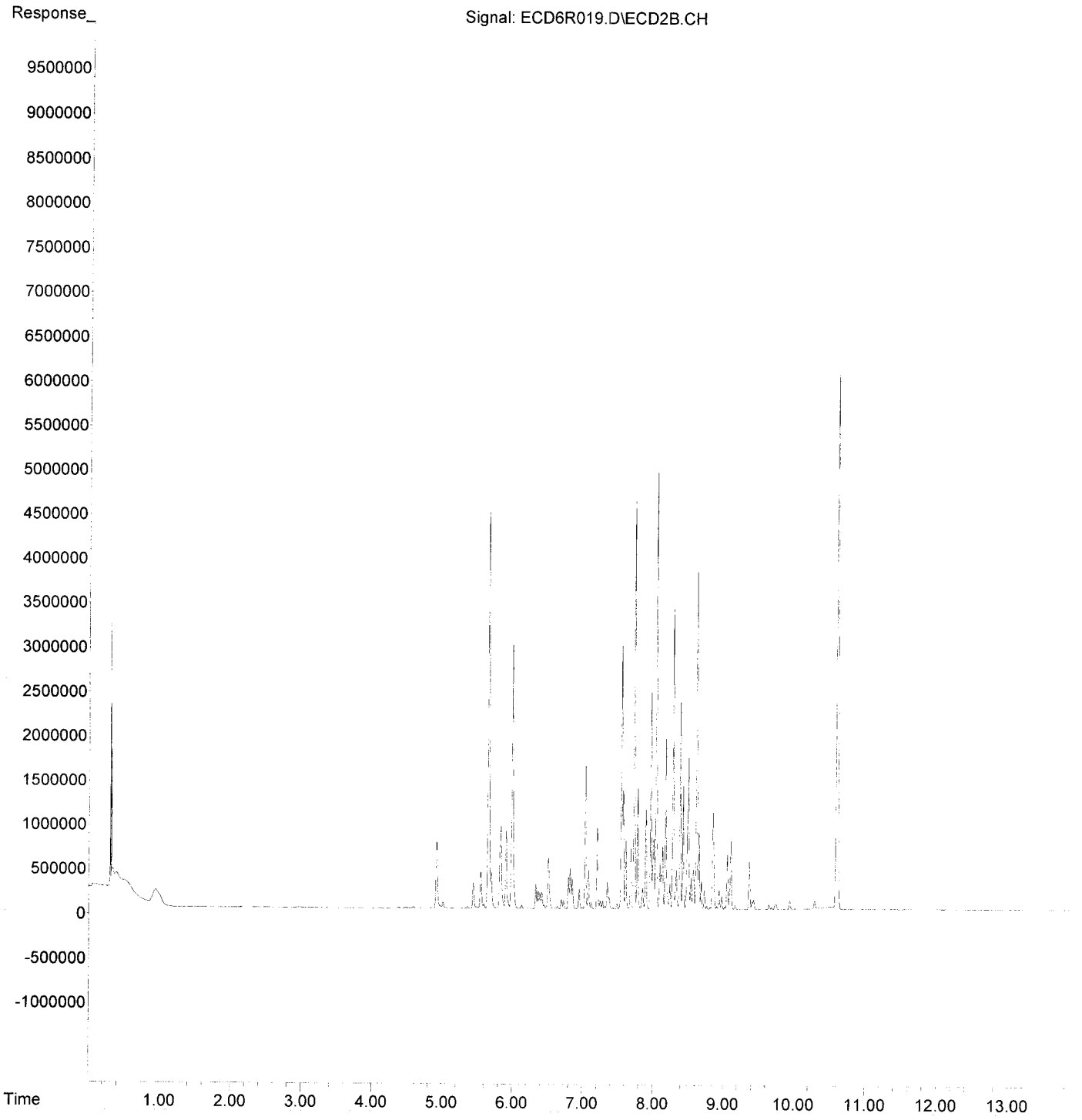

Quantitation Report (Not Reviewed)

Data Path : S:\DATA\9E24042\
Data File : ECD6R020.D
Signal(s) : ECD2B.CH
Acq On : 24 May 2019 9:26 pm
Operator : MJB/KAK
Sample : 9E24042-ICV3
Misc :
ALS Vial : 19 Sample Multiplier: 1

Integration File: PCB1.e
Quant Time: May 28 11:00:29 2019
Quant Method : T:\METHODS\RECD6_QUANTPCB_190524.M
Quant Title : PCB Data Analysis
QLast Update : Tue May 28 10:06:29 2019
Response via : Initial Calibration
Integrator: ChemStation 6890 Scale Mode: Small noise peaks clipped

5/28/19

1232, 1262

	Compound	R.T.	Response	Conc Units
	System Monitoring Compounds			
1) S	TCMX (S)	5.650	4382019	35.538 ng/ml
62) S	DCBP (S)	10.599	6062234	82.425 ng/ml
	Target Compounds			
2)	Aroclor 1016 (1)	6.328	872545	241.303 ng/ml
3)	Aroclor 1016 (2)	6.819	1492845	228.205 ng/ml
4)	Aroclor 1016 (3)	6.947	689284	244.074 ng/ml
5)	Aroclor 1016 (4)	7.033	650254	188.133 ng/ml
6)	Aroclor 1016 (5)	7.078	718901	184.536 ng/ml
7)	Aroclor 1016 (6)	7.203	762994	196.574 ng/ml
8)	Aroclor 1016 - AVE	0.000	0	N.D. ng/ml
9)	Aroclor 1221 (1)	5.829	317006	303.671 ng/ml
10)	Aroclor 1221 (2)	5.903	350815	361.743 ng/ml
11)	Aroclor 1221 (3)	5.991	1283474	385.751 ng/ml
12)	Aroclor 1221 - AVE	0.000	0	N.D. ng/ml
13)	Aroclor 1232 (1)	5.991	1283474	474.742 ng/ml
14)	Aroclor 1232 (2)	6.328	872545	518.667 ng/ml
15)	Aroclor 1232 (3)	6.819	1492845	517.975 ng/ml
16)	Aroclor 1232 (4)	7.033	650254	538.801 ng/ml
17)	Aroclor 1232 (5)	7.078	718901	545.768 ng/ml
18)	Aroclor 1232 (6)	7.203	762994	530.958 ng/ml
19)	Aroclor 1232 - AVE	0.000	0	N.D. ng/ml
20)	Aroclor 1242 (1)	6.328	872545	273.494 ng/ml
21)	Aroclor 1242 (2)	6.819	1492845	263.411 ng/ml
22)	Aroclor 1242 (3)	6.947	689284	266.987 ng/ml
23)	Aroclor 1242 (4)	7.033	650254	251.786 ng/ml
24)	Aroclor 1242 (5)	7.078	718901	242.720 ng/ml
25)	Aroclor 1242 (6)	7.203	762994	248.520 ng/ml
26)	Aroclor 1242 - AVE	0.000	0	N.D. ng/ml
27)	Aroclor 1248 (1)	6.793	1206948	363.346 ng/ml
28)	Aroclor 1248 (2)	7.033	650254	140.174 ng/ml
29)	Aroclor 1248 (3)	7.078	718901	170.555 ng/ml
30)	Aroclor 1248 (4)	7.203	762994	149.722 ng/ml
31)	Aroclor 1248 (5)	7.571	850364	141.802 ng/ml
32)	Aroclor 1248 (6)	7.728	1169734	207.319 ng/ml
33)	Aroclor 1248 - AVE	0.000	0	N.D. ng/ml
34)	Aroclor 1254 (1)	7.549	840145	133.787 ng/ml
35)	Aroclor 1254 (2)	7.728	1169734	115.841 ng/ml
36)	Aroclor 1254 (3)	8.040	452039	43.641 ng/ml
37)	Aroclor 1254 (4)	8.281	338205	44.590 ng/ml
38)	Aroclor 1254 (5)	8.616	2806675	358.775 ng/ml
39)	Aroclor 1254 (6)	8.832	856808	358.204 ng/ml
40)	Aroclor 1254 - AVE	0.000	0	N.D. ng/ml
41)	Aroclor 1260 (1)	8.175	2948442	377.607 ng/ml
42)	Aroclor 1260 (2)	8.382	3582227	383.899 ng/ml
43)	Aroclor 1260 (3)	8.616	2806675	294.861 ng/ml
44)	Aroclor 1260 (4)	9.102	8136898	606.846 ng/ml
45)	Aroclor 1260 (5)	9.364	4833788	557.182 ng/ml
46)	Aroclor 1260 (6)	9.936	2113151	629.907 ng/ml
47)	Aroclor 1260 - AVE	0.000	0	N.D. ng/ml

521.152

Quantitation Report (Not Reviewed)

Data Path : S:\DATA\9E24042\
Data File : ECD6R020.D
Signal(s) : ECD2B.CH
Acq On : 24 May 2019 9:26 pm
Operator : MJB/KAK
Sample : 9E24042-ICV3
Misc :
ALS Vial : 19 Sample Multiplier: 1

Integration File: PCB1.e
Quant Time: May 28 11:00:29 2019
Quant Method : T:\METHODS\RECD6_QUANTPCB_190524.M
Quant Title : PCB Data Analysis
QLast Update : Tue May 28 10:06:29 2019
Response via : Initial Calibration
Integrator: ChemStation 6890 Scale Mode: Small noise peaks clipped

	Compound	R.T.	Response	Conc	Units
48)	Aroclor 1262 (1)	8.382	3582227	498.981	ng/ml
49)	Aroclor 1262 (2)	8.683	4958785	493.990	ng/ml
50)	Aroclor 1262 (3)	8.862	3908443	485.699	ng/ml
51)	Aroclor 1262 (4)	9.102	8136898	482.077	ng/ml
52)	Aroclor 1262 (5)	9.364	4833788	470.614	ng/ml
53)	Aroclor 1262 (6)	9.936	2113151	480.562	ng/ml
54)	Aroclor 1262 - AVE	0.000	0	N.D.	ng/ml
55)	Aroclor 1268 (1)	8.902	540604	117.781	ng/ml
56)	Aroclor 1268 (2)	9.364	4833788	250.234	ng/ml
57)	Aroclor 1268 (3)	9.428	2692200	170.700	ng/ml
58)	Aroclor 1268 (4)	9.643	205658	15.222	ng/ml
59)	Aroclor 1268 (5)	9.936	2113151	405.227	ng/ml
60)	Aroclor 1268 (6)	10.287	694513	19.394	ng/ml
61)	Aroclor 1268 - AVE	0.000	0	N.D.	ng/ml

485.32

(f)=RT Delta > 1/2 Window (m)=manual int.

Quantitation Report (Not Reviewed)

Data Path : S:\DATA\9E24042\
Data File : ECD6R020.D
Signal(s) : ECD2B.CH
Acq On : 24 May 2019 9:26 pm
Operator : MJB/KAK
Sample : 9E24042-ICV3
Misc :
ALS Vial : 19 Sample Multiplier: 1

Integration File: PCB1.e
Quant Time: May 28 11:00:29 2019
Quant Method : T:\METHODS\RECD6_QUANTPCB_190524.M
Quant Title : PCB Data Analysis
QLast Update : Tue May 28 10:06:29 2019
Response via : Initial Calibration
Integrator: ChemStation 6890 Scale Mode: Small noise peaks clipped

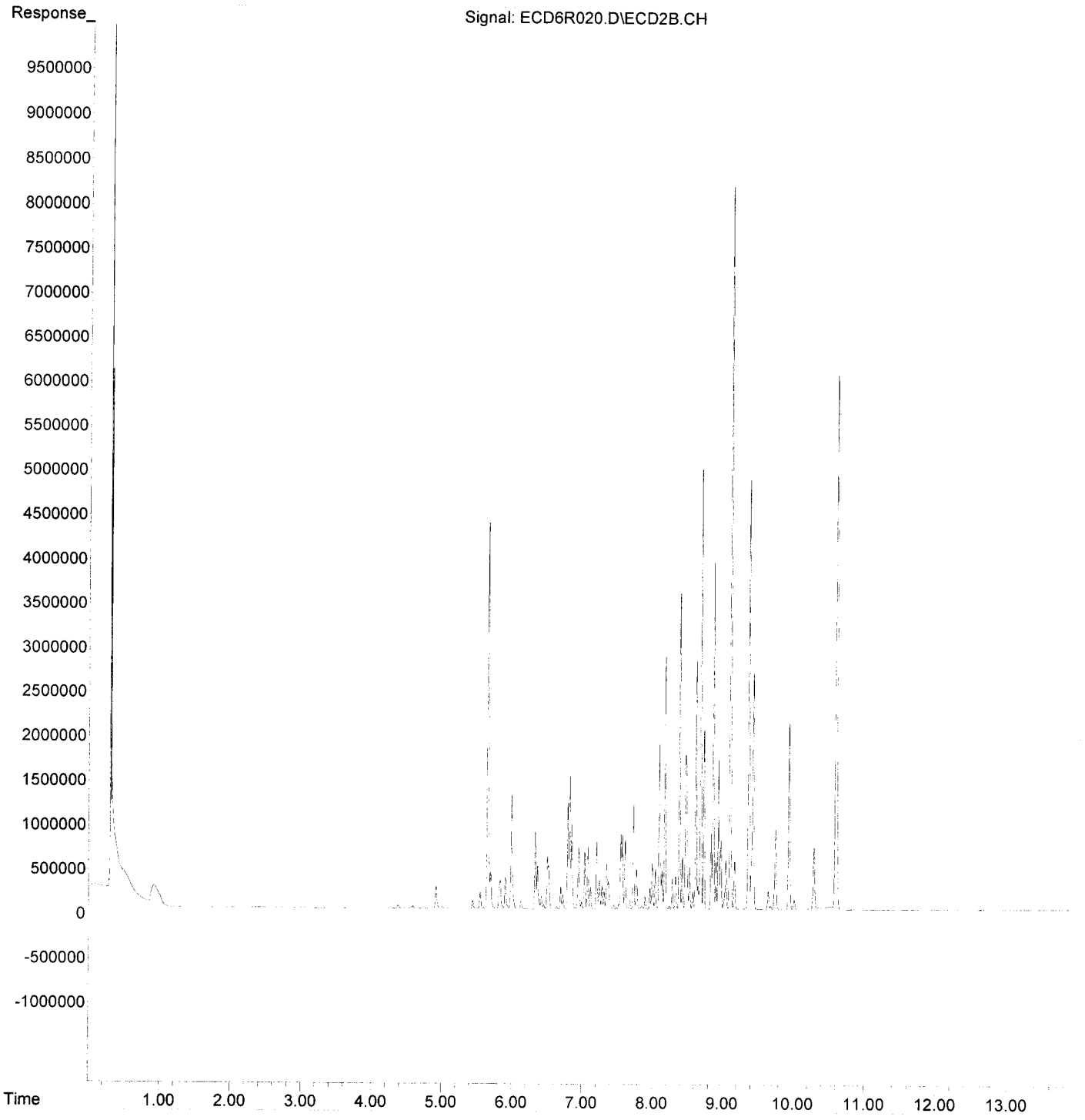

Quantitation Report (Not Reviewed)

Data Path : S:\DATA\9E24042\
Data File : ECD6R021.D
Signal(s) : ECD2B.CH
Acq On : 24 May 2019 9:44 pm
Operator : MJB/KAK
Sample : 9E24042-ICV4
Misc :
ALS Vial : 20 Sample Multiplier: 1

Integration File: PCB1.e
Quant Time: May 28 11:00:39 2019
Quant Method : T:\METHODS\RECD6_QUANTPCB_190524.M
Quant Title : PCB Data Analysis
QLast Update : Tue May 28 10:06:29 2019
Response via : Initial Calibration
Integrator: ChemStation 6890 Scale Mode: Small noise peaks clipped

5/28/19

1242, 1266

	Compound	R.T.	Response	Conc	Units
	System Monitoring Compounds				
1) S	TCMX (S)	5.651	5212217	42.270	ng/ml
62) S	DCBP (S)	10.597	3068962	41.727	ng/ml
	Target Compounds				
2)	Aroclor 1016 (1)	6.328	1709877	472.868	ng/ml
3)	Aroclor 1016 (2)	6.820	3055598	467.097	ng/ml
4)	Aroclor 1016 (3)	6.947	1377609	487.810	ng/ml
5)	Aroclor 1016 (4)	7.033	1374108	397.560	ng/ml
6)	Aroclor 1016 (5)	7.078	1559377	400.280	ng/ml
7)	Aroclor 1016 (6)	7.204	1627891	419.402	ng/ml
8)	Aroclor 1016 - AVE	0.000	0	N.D.	ng/ml
9)	Aroclor 1221 (1)	5.816	138223	132.409	ng/ml
10)	Aroclor 1221 (2)	5.903	226381	233.433	ng/ml
11)	Aroclor 1221 (3)	5.991	1048927	315.258	ng/ml
12)	Aroclor 1221 - AVE	0.000	0	N.D.	ng/ml
13)	Aroclor 1232 (1)	5.991	1048927	387.985	ng/ml
14)	Aroclor 1232 (2)	6.328	1709877	1016.402	ng/ml
15)	Aroclor 1232 (3)	6.820	3055598	1060.206	ng/ml
16)	Aroclor 1232 (4)	7.033	1374108	1138.585	ng/ml
17)	Aroclor 1232 (5)	7.078	1559377	1183.832	ng/ml
18)	Aroclor 1232 (6)	7.204	1627891	1132.828	ng/ml
19)	Aroclor 1232 - AVE	0.000	0	N.D.	ng/ml
20)	Aroclor 1242 (1)	6.328	1709877	535.951	ng/ml
21)	Aroclor 1242 (2)	6.820	3055598	539.157	ng/ml
22)	Aroclor 1242 (3)	6.947	1377609	533.602	ng/ml
23)	Aroclor 1242 (4)	7.033	1374108	532.070	ng/ml
24)	Aroclor 1242 (5)	7.078	1559377	526.487	ng/ml
25)	Aroclor 1242 (6)	7.204	1627891	530.232	ng/ml
26)	Aroclor 1242 - AVE	0.000	0	N.D.	ng/ml
27)	Aroclor 1248 (1)	6.792	2429098	731.268	ng/ml
28)	Aroclor 1248 (2)	7.033	1374108	296.214	ng/ml
29)	Aroclor 1248 (3)	7.078	1559377	369.953	ng/ml
30)	Aroclor 1248 (4)	7.204	1627891	319.440	ng/ml
31)	Aroclor 1248 (5)	7.571	1775695	296.105	ng/ml
32)	Aroclor 1248 (6)	7.728	1395226	247.285	ng/ml
33)	Aroclor 1248 - AVE	0.000	0	N.D.	ng/ml
34)	Aroclor 1254 (1)	7.554	1157571	184.334	ng/ml
35)	Aroclor 1254 (2)	7.728	1395226	138.172	ng/ml
36)	Aroclor 1254 (3)	8.040	522641	50.457	ng/ml
37)	Aroclor 1254 (4)	8.280	365927	48.245	ng/ml
38)	Aroclor 1254 (5)	8.616	115622	14.780	ng/ml
39)	Aroclor 1254 (6)	8.831	93588	39.126	ng/ml
40)	Aroclor 1254 - AVE	0.000	0	N.D.	ng/ml
41)	Aroclor 1260 (1)	8.173	56659	7.256	ng/ml
42)	Aroclor 1260 (2)	8.380	91340	9.789	ng/ml
43)	Aroclor 1260 (3)	8.616	115622	12.147	ng/ml
44)	Aroclor 1260 (4)	9.101	1055217	78.698	ng/ml
45)	Aroclor 1260 (5)	9.363	10013913	1154.286	ng/ml
46)	Aroclor 1260 (6)	9.935	2784279	829.963	ng/ml
47)	Aroclor 1260 - AVE	0.000	0	N.D.	ng/ml

532.917

Quantitation Report (Not Reviewed)

Data Path : S:\DATA\9E24042\
Data File : ECD6R021.D
Signal(s) : ECD2B.CH
Acq On : 24 May 2019 9:44 pm
Operator : MJB/KAK
Sample : 9E24042-ICV4
Misc :
ALS Vial : 20 Sample Multiplier: 1

Integration File: PCB1.e
Quant Time: May 28 11:00:39 2019
Quant Method : T:\METHODS\RECD6_QUANTPCB_190524.M
Quant Title : PCB Data Analysis
QLast Update : Tue May 28 10:06:29 2019
Response via : Initial Calibration
Integrator: ChemStation 6890 Scale Mode: Small noise peaks clipped

	Compound	R.T.	Response	Conc	Units
48)	Aroclor 1262 (1)	8.380	91340	12.723	ng/ml
49)	Aroclor 1262 (2)	8.683	2007032	199.939	ng/ml
50)	Aroclor 1262 (3)	8.861	155818	19.363	ng/ml
51)	Aroclor 1262 (4)	9.101	1055217	62.517	ng/ml
52)	Aroclor 1262 (5)	9.363	10013913	974.947	ng/ml
53)	Aroclor 1262 (6)	9.935	2784279	633.187	ng/ml
54)	Aroclor 1262 - AVE	0.000	0	N.D.	ng/ml
55)	Aroclor 1268 (1)	8.901	2403234	523.589	ng/ml
56)	Aroclor 1268 (2)	9.363	10013913	518.396	ng/ml
57)	Aroclor 1268 (3)	9.430	8332227	528.310	ng/ml
58)	Aroclor 1268 (4)	9.643	6883870	509.506	ng/ml
59)	Aroclor 1268 (5)	9.935	2784279	533.925	ng/ml
60)	Aroclor 1268 (6)	10.286	18080550	504.900	ng/ml
61)	Aroclor 1268 - AVE	0.000	0	N.D.	ng/ml

519.771

(f)=RT Delta > 1/2 Window (m)=manual int.

Quantitation Report (Not Reviewed)

Data Path : S:\DATA\9E24042\
Data File : ECD6R021.D
Signal(s) : ECD2B.CH
Acq On : 24 May 2019 9:44 pm
Operator : MJB/KAK
Sample : 9E24042-ICV4
Misc :
ALS Vial : 20 Sample Multiplier: 1

Integration File: PCB1.e
Quant Time: May 28 11:00:39 2019
Quant Method : T:\METHODS\RECD6_QUANTPCB_190524.M
Quant Title : PCB Data Analysis
QLast Update : Tue May 28 10:06:29 2019
Response via : Initial Calibration
Integrator: ChemStation 6890 Scale Mode: Small noise peaks clipped

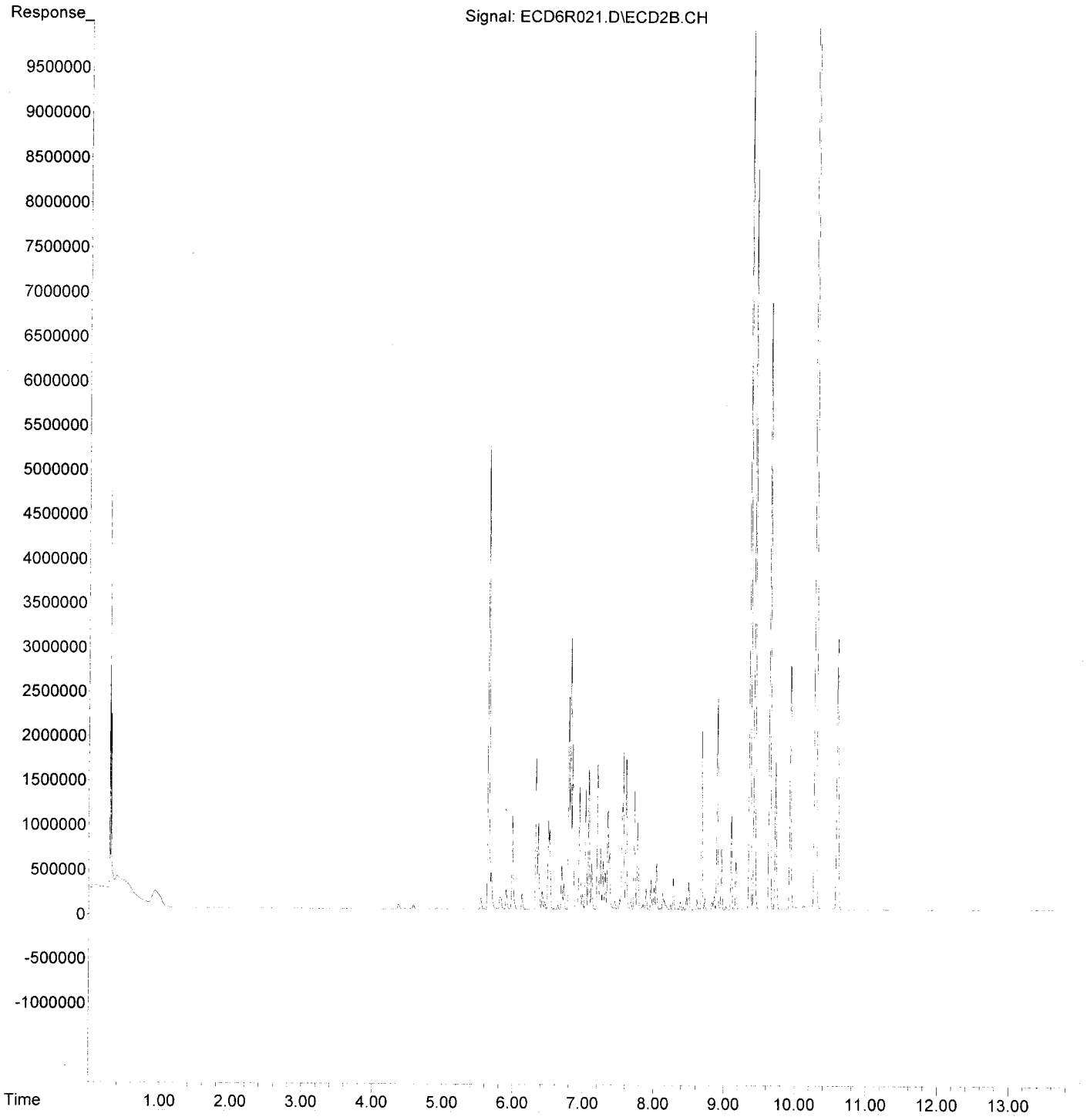

Quantitation Report (Not Reviewed)

Data Path : S:\DATA\9E24042\
Data File : ECD6R022.D
Signal(s) : ECD2B.CH
Acq On : 24 May 2019 10:02 pm
Operator : MJB/KAK
Sample : 9E24042-ICV5
Misc :
ALS Vial : 21 Sample Multiplier: 1

Integration File: PCB1.e
Quant Time: May 28 11:00:49 2019
Quant Method : T:\METHODS\RECD6_QUANTPCB_190524.M
Quant Title : PCB Data Analysis
QLast Update : Tue May 28 10:06:29 2019
Response via : Initial Calibration
Integrator: ChemStation 6890 Scale Mode: Small noise peaks clipped

5/28/19

1248

	Compound	R.T.	Response	Conc	Units
	System Monitoring Compounds				
1)	S TCMX (S)	5.651	7086	0.057	ng/ml
62)	S DCBP (S)	10.599	2236	0.030	ng/ml
	Target Compounds				
2)	Aroclor 1016 (1)	6.329	849662	234.975	ng/ml
3)	Aroclor 1016 (2)	6.820	1554899	237.691	ng/ml
4)	Aroclor 1016 (3)	6.945	741671	262.625	ng/ml
5)	Aroclor 1016 (4)	7.033	2354034	681.075	ng/ml
6)	Aroclor 1016 (5)	7.078	2174840	558.265	ng/ml
7)	Aroclor 1016 (6)	7.204	2572650	662.805	ng/ml
8)	Aroclor 1016 - AVE	0.000	0	N.D.	ng/ml
9)	Aroclor 1221 (1)	5.816	14931	14.303	ng/ml
10)	Aroclor 1221 (2)	5.904	19458	20.064	ng/ml
11)	Aroclor 1221 (3)	5.992	111457	33.499	ng/ml
12)	Aroclor 1221 - AVE	0.000	0	N.D.	ng/ml
13)	Aroclor 1232 (1)	5.992	111457	41.227	ng/ml
14)	Aroclor 1232 (2)	6.329	849662	505.064	ng/ml
15)	Aroclor 1232 (3)	6.820	1554899	539.506	ng/ml
16)	Aroclor 1232 (4)	7.033	2354034	1950.553	ng/ml
17)	Aroclor 1232 (5)	7.078	2174840	1651.073	ng/ml
18)	Aroclor 1232 (6)	7.204	2572650	1790.274	ng/ml
19)	Aroclor 1232 - AVE	0.000	0	N.D.	ng/ml
20)	Aroclor 1242 (1)	6.329	849662	266.322	ng/ml
21)	Aroclor 1242 (2)	6.820	1554899	274.360	ng/ml
22)	Aroclor 1242 (3)	6.945	741671	287.278	ng/ml
23)	Aroclor 1242 (4)	7.033	2354034	911.509	ng/ml
24)	Aroclor 1242 (5)	7.078	2174840	734.284	ng/ml
25)	Aroclor 1242 (6)	7.204	2572650	837.957	ng/ml
26)	Aroclor 1242 - AVE	0.000	0	N.D.	ng/ml
27)	Aroclor 1248 (1)	6.793	1636355	492.617	ng/ml
28)	Aroclor 1248 (2)	7.033	2354034	507.455	ng/ml
29)	Aroclor 1248 (3)	7.078	2174840	515.968	ng/ml
30)	Aroclor 1248 (4)	7.204	2572650	504.829	ng/ml
31)	Aroclor 1248 (5)	7.570	3260433	543.692	ng/ml
32)	Aroclor 1248 (6)	7.727	2871540	508.942	ng/ml
33)	Aroclor 1248 - AVE	0.000	0	N.D.	ng/ml
34)	Aroclor 1254 (1)	7.551	2112189	336.350	ng/ml
35)	Aroclor 1254 (2)	7.727	2871540	284.374	ng/ml
36)	Aroclor 1254 (3)	8.040	1601562	154.620	ng/ml
37)	Aroclor 1254 (4)	8.280	1092173	143.997	ng/ml
38)	Aroclor 1254 (5)	8.614	260265	33.269	ng/ml
39)	Aroclor 1254 (6)	8.846	99512	41.603	ng/ml
40)	Aroclor 1254 - AVE	0.000	0	N.D.	ng/ml
41)	Aroclor 1260 (1)	8.175	156493	20.042	ng/ml
42)	Aroclor 1260 (2)	8.379	205814	22.057	ng/ml
43)	Aroclor 1260 (3)	8.614	260265	27.343	ng/ml
44)	Aroclor 1260 (4)	9.101	53675	4.003	ng/ml
45)	Aroclor 1260 (5)	9.363	38507	4.439	ng/ml
46)	Aroclor 1260 (6)	9.935	10984	3.274	ng/ml
47)	Aroclor 1260 - AVE	0.000	0	N.D.	ng/ml

512.251

Quantitation Report (Not Reviewed)

Data Path : S:\DATA\9E24042\
Data File : ECD6R022.D
Signal(s) : ECD2B.CH
Acq On : 24 May 2019 10:02 pm
Operator : MJB/KAK
Sample : 9E24042-ICV5
Misc :
ALS Vial : 21 Sample Multiplier: 1

Integration File: PCB1.e
Quant Time: May 28 11:00:49 2019
Quant Method : T:\METHODS\RECD6_QUANTPCB_190524.M
Quant Title : PCB Data Analysis
QLast Update : Tue May 28 10:06:29 2019
Response via : Initial Calibration
Integrator: ChemStation 6890 Scale Mode: Small noise peaks clipped

	Compound	R.T.	Response	Conc Units
48)	Aroclor 1262 (1)	8.379	205814	28.669 ng/ml
49)	Aroclor 1262 (2)	8.683	24191	2.410 ng/ml
50)	Aroclor 1262 (3)	8.846	99512	12.366 ng/ml
51)	Aroclor 1262 (4)	9.101	53675	3.180 ng/ml
52)	Aroclor 1262 (5)	9.363	38507	3.749 ng/ml
53)	Aroclor 1262 (6)	9.935	10984	2.498 ng/ml
54)	Aroclor 1262 - AVE	0.000	0	N.D. ng/ml
55)	Aroclor 1268 (1)	8.905	2396	0.522 ng/ml
56)	Aroclor 1268 (2)	9.363	38507	1.993 ng/ml
57)	Aroclor 1268 (3)	9.428	12979	0.823 ng/ml
58)	Aroclor 1268 (4)	9.639	2328	0.172 ng/ml
59)	Aroclor 1268 (5)	9.935	10984	2.106 ng/ml
60)	Aroclor 1268 (6)	10.285	5349	0.149 ng/ml
61)	Aroclor 1268 - AVE	0.000	0	N.D. ng/ml

(f)=RT Delta > 1/2 Window (m)=manual int.

Quantitation Report (Not Reviewed)

Data Path : S:\DATA\9E24042\
Data File : ECD6R022.D
Signal(s) : ECD2B.CH
Acq On : 24 May 2019 10:02 pm
Operator : MJB/KAK
Sample : 9E24042-ICV5
Misc :
ALS Vial : 21 Sample Multiplier: 1

Integration File: PCB1.e
Quant Time: May 28 11:00:49 2019
Quant Method : T:\METHODS\RECD6_QUANTPCB_190524.M
Quant Title : PCB Data Analysis
QLast Update : Tue May 28 10:06:29 2019
Response via : Initial Calibration
Integrator: ChemStation 6890 Scale Mode: Small noise peaks clipped

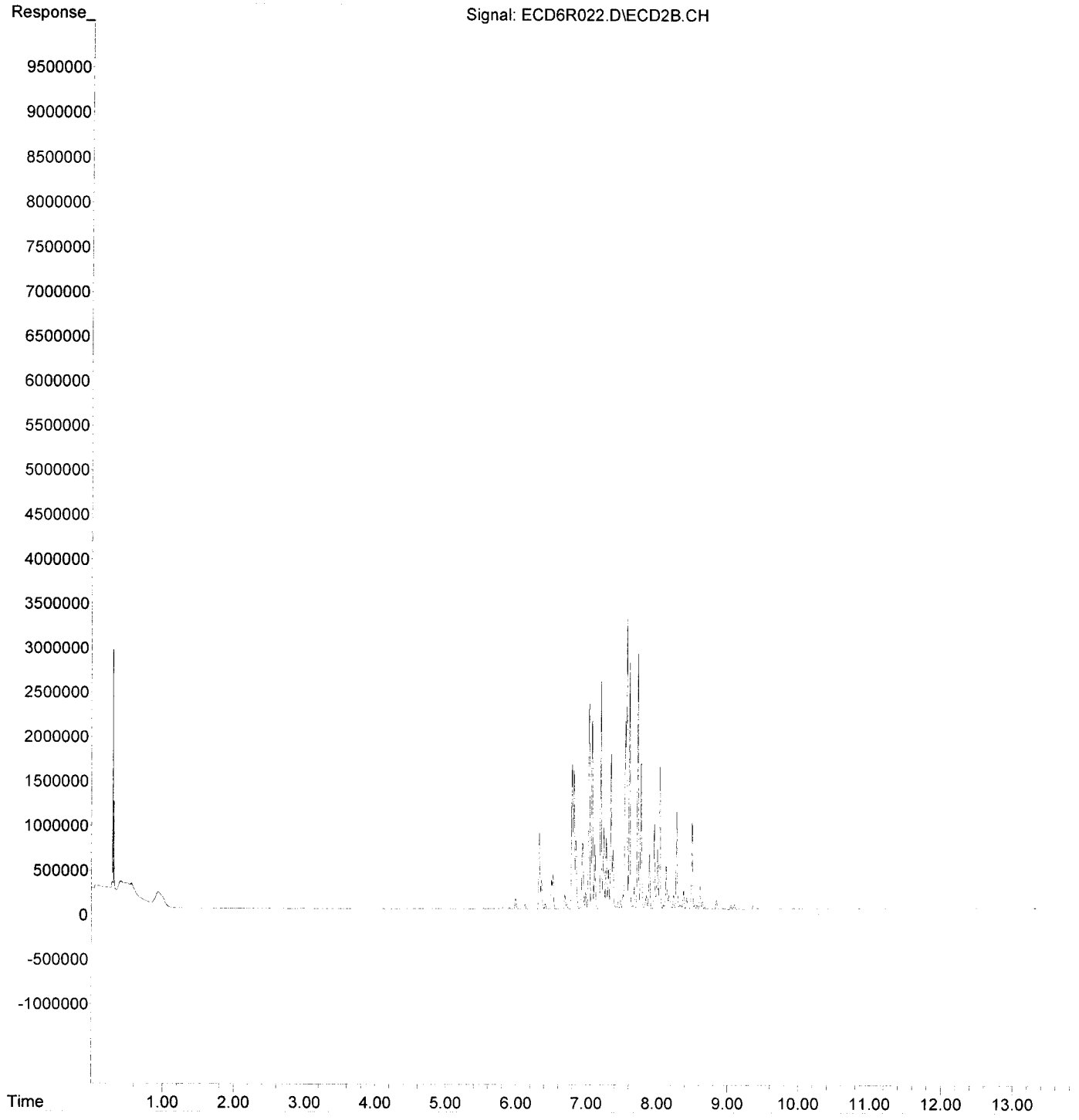

Quantitation Report (Not Reviewed)

Data Path : S:\DATA\9E24042\
Data File : ECD6R010.D
Signal(s) : ECD2B.CH
Acq On : 24 May 2019 6:26 pm
Operator : MJB/KAK
Sample : Carryover Check
Misc :
ALS Vial : 1 Sample Multiplier: 1

Integration File: PCB1.e
Quant Time: May 28 11:00:02 2019
Quant Method : T:\METHODS\RECD6_QUANTPCB_190524.M
Quant Title : PCB Data Analysis
QLast Update : Tue May 28 10:06:29 2019
Response via : Initial Calibration
Integrator: ChemStation 6890 Scale Mode: Small noise peaks clipped

5/28/19

clean

	Compound	R.T.	Response	Conc Units
	System Monitoring Compounds			
1) S	TCMX (S)	5.694f	8193	0.066 ng/ml
62) S	DCBP (S)	10.598	23810	0.324 ng/ml
	Target Compounds			
2)	Aroclor 1016 (1)	6.321	1374	0.380 ng/ml
3)	Aroclor 1016 (2)	6.830	8200	1.253 ng/ml
4)	Aroclor 1016 (3)	6.954	5203	1.842 ng/ml
5)	Aroclor 1016 (4)	7.037	2929	0.847 ng/ml
6)	Aroclor 1016 (5)	7.088	3451	0.886 ng/ml
7)	Aroclor 1016 (6)	7.207	2848	0.734 ng/ml
8)	Aroclor 1016 - AVE	0.000	0	N.D. ng/ml
9)	Aroclor 1221 (1)	5.858	605	0.579 ng/ml
10)	Aroclor 1221 (2)	5.908	929	0.958 ng/ml
11)	Aroclor 1221 (3)	5.970	1150	0.346 ng/ml
12)	Aroclor 1221 - AVE	0.000	0	N.D. ng/ml
13)	Aroclor 1232 (1)	5.970	1150	0.425 ng/ml
14)	Aroclor 1232 (2)	6.321	1374	0.817 ng/ml
15)	Aroclor 1232 (3)	6.830	8200	2.845 ng/ml
16)	Aroclor 1232 (4)	7.037	2929	2.427 ng/ml
17)	Aroclor 1232 (5)	7.088	3451	2.620 ng/ml
18)	Aroclor 1232 (6)	7.207	2848	1.982 ng/ml
19)	Aroclor 1232 - AVE	0.000	0	N.D. ng/ml
20)	Aroclor 1242 (1)	6.321	1374	0.431 ng/ml
21)	Aroclor 1242 (2)	6.830	8200	1.447 ng/ml
22)	Aroclor 1242 (3)	6.954	5203	2.015 ng/ml
23)	Aroclor 1242 (4)	7.037	2929	1.134 ng/ml
24)	Aroclor 1242 (5)	7.088	3451	1.165 ng/ml
25)	Aroclor 1242 (6)	7.207	2848	0.928 ng/ml
26)	Aroclor 1242 - AVE	0.000	0	N.D. ng/ml
27)	Aroclor 1248 (1)	6.803	8775	2.642 ng/ml
28)	Aroclor 1248 (2)	7.037	2929	0.631 ng/ml
29)	Aroclor 1248 (3)	7.088	3451	0.819 ng/ml
30)	Aroclor 1248 (4)	7.207	2848	0.559 ng/ml
31)	Aroclor 1248 (5)	7.549	4956	0.826 ng/ml
32)	Aroclor 1248 (6)	7.733	23238	4.119 ng/ml
33)	Aroclor 1248 - AVE	0.000	0	N.D. ng/ml
34)	Aroclor 1254 (1)	7.549	4956	0.789 ng/ml
35)	Aroclor 1254 (2)	7.733	23238	2.301 ng/ml
36)	Aroclor 1254 (3)	8.041	3928	0.379 ng/ml
37)	Aroclor 1254 (4)	8.284	4064	0.536 ng/ml
38)	Aroclor 1254 (5)	8.615	9725	1.243 ng/ml
39)	Aroclor 1254 (6)	8.844	6654	2.782 ng/ml
40)	Aroclor 1254 - AVE	0.000	0	N.D. ng/ml
41)	Aroclor 1260 (1)	8.176	6652	0.852 ng/ml
42)	Aroclor 1260 (2)	8.384	9270	0.993 ng/ml
43)	Aroclor 1260 (3)	8.615	9725	1.022 ng/ml
44)	Aroclor 1260 (4)	9.101	9854	0.735 ng/ml
45)	Aroclor 1260 (5)	9.364	10876	1.254 ng/ml
46)	Aroclor 1260 (6)	9.941	9885	2.947 ng/ml
47)	Aroclor 1260 - AVE	0.000	0	N.D. ng/ml

Quantitation Report (Not Reviewed)

Data Path : S:\DATA\9E24042\
Data File : ECD6R010.D
Signal(s) : ECD2B.CH
Acq On : 24 May 2019 6:26 pm
Operator : MJB/KAK
Sample : Carryover Check
Misc :
ALS Vial : 1 Sample Multiplier: 1

Integration File: PCB1.e
Quant Time: May 28 11:00:02 2019
Quant Method : T:\METHODS\RECD6_QUANTPCB_190524.M
Quant Title : PCB Data Analysis
QLast Update : Tue May 28 10:06:29 2019
Response via : Initial Calibration
Integrator: ChemStation 6890 Scale Mode: Small noise peaks clipped

	Compound	R.T.	Response	Conc Units
48)	Aroclor 1262 (1)	8.384	9270	1.291 ng/ml
49)	Aroclor 1262 (2)	8.683	5797	0.577 ng/ml
50)	Aroclor 1262 (3)	8.860	8223	1.022 ng/ml
51)	Aroclor 1262 (4)	9.101	9854	0.584 ng/ml
52)	Aroclor 1262 (5)	9.364	10876	1.059 ng/ml
53)	Aroclor 1262 (6)	9.941	9885	2.248 ng/ml
54)	Aroclor 1262 - AVE	0.000	0	N.D. ng/ml
55)	Aroclor 1268 (1)	8.907	4542	0.989 ng/ml
56)	Aroclor 1268 (2)	9.364	10876	0.563 ng/ml
57)	Aroclor 1268 (3)	9.425	8996	0.570 ng/ml
58)	Aroclor 1268 (4)	9.646	8004	0.592 ng/ml
59)	Aroclor 1268 (5)	9.941	9885	1.896 ng/ml
60)	Aroclor 1268 (6)	10.287	11736	0.328 ng/ml
61)	Aroclor 1268 - AVE	0.000	0	N.D. ng/ml

(f)=RT Delta > 1/2 Window (m)=manual int.

Quantitation Report (Not Reviewed)

Data Path : S:\DATA\9E24042\
Data File : ECD6R010.D
Signal(s) : ECD2B.CH
Acq On : 24 May 2019 6:26 pm
Operator : MJB/KAK
Sample : Carryover Check
Misc :
ALS Vial : 1 Sample Multiplier: 1

Integration File: PCB1.e
Quant Time: May 28 11:00:02 2019
Quant Method : T:\METHODS\RECD6_QUANTPCB_190524.M
Quant Title : PCB Data Analysis
QLast Update : Tue May 28 10:06:29 2019
Response via : Initial Calibration
Integrator: ChemStation 6890 Scale Mode: Small noise peaks clipped

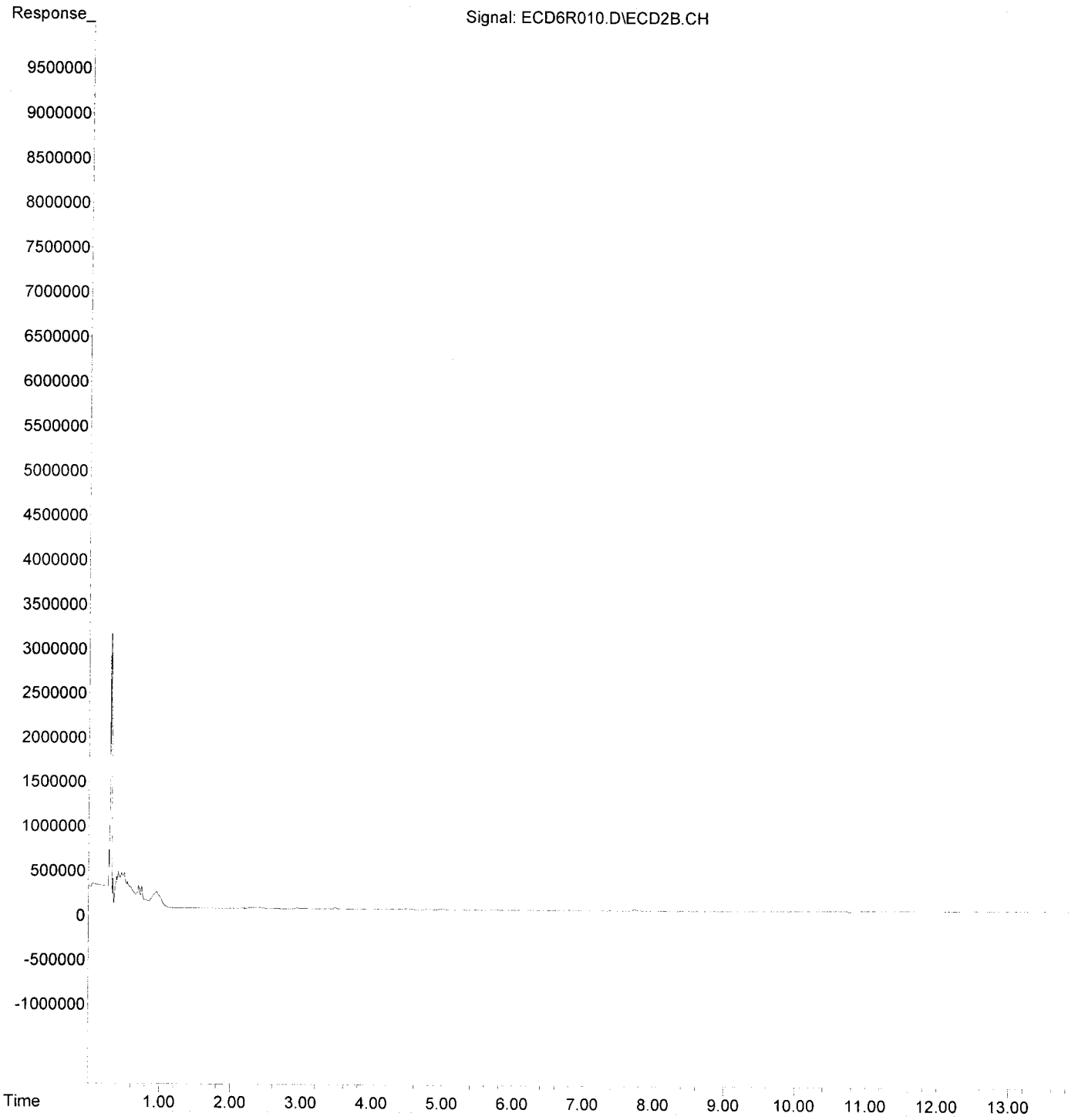

Quantitation Report (QT Reviewed)

Data Path : S:\DATA\9E24042\requant\
Data File : ECD6R003.D
Signal(s) : ECD2B.CH
Acq On : 24 May 2019 4:20 pm
Operator : MJB/KAK
Sample : 9E24042-CAL1
Misc :
ALS Vial : 3 Sample Multiplier: 1

Integration File: PCB1.e
Quant Time: May 28 10:47:35 2019
Quant Method : T:\METHODS\RECD6_QUANTPCB_190524.M
Quant Title : PCB Data Analysis
QLast Update : Tue May 28 10:06:29 2019
Response via : Initial Calibration
Integrator: ChemStation 6890 Scale Mode: Small noise peaks clipped

	Compound	R.T.	Response	Conc	Units
	System Monitoring Compounds				
1) S	TCMX (S)	5.650	1140062	9.246	ng/ml ✓
62) S	DCBP (S)	10.599	708525	9.633	ng/ml ✓
	Target Compounds				
2)	Aroclor 1016 (1)	6.329	83241	23.020	ng/ml
3)	Aroclor 1016 (2)	6.820	126011	19.263	ng/ml
4)	Aroclor 1016 (3)	6.947	57642	20.411	ng/ml
5)	Aroclor 1016 (4)	7.034	84825	24.542	ng/ml ✓
6)	Aroclor 1016 (5)	7.078	95544	24.525	ng/ml
7)	Aroclor 1016 (6)	7.204	94000	24.218	ng/ml
8)	Aroclor 1016 - AVE	0.000	0	N.D.	ng/ml
9)	Aroclor 1221 (1)	0.000	0	N.D.	ng/mld
10)	Aroclor 1221 (2)	0.000	0	N.D.	ng/mld
11)	Aroclor 1221 (3)	0.000	0	N.D.	ng/mld
12)	Aroclor 1221 - AVE	0.000	0	N.D.	ng/mld
13)	Aroclor 1232 (1)	0.000	0	N.D.	ng/mld
14)	Aroclor 1232 (2)	0.000	0	N.D.	ng/mld
15)	Aroclor 1232 (3)	0.000	0	N.D.	ng/mld
16)	Aroclor 1232 (4)	0.000	0	N.D.	ng/mld
17)	Aroclor 1232 (5)	0.000	0	N.D.	ng/mld
18)	Aroclor 1232 (6)	0.000	0	N.D.	ng/mld
19)	Aroclor 1232 - AVE	0.000	0	N.D.	ng/mld
20)	Aroclor 1242 (1)	0.000	0	N.D.	ng/mld
21)	Aroclor 1242 (2)	0.000	0	N.D.	ng/mld
22)	Aroclor 1242 (3)	0.000	0	N.D.	ng/mld
23)	Aroclor 1242 (4)	0.000	0	N.D.	ng/mld
24)	Aroclor 1242 (5)	0.000	0	N.D.	ng/mld
25)	Aroclor 1242 (6)	0.000	0	N.D.	ng/mld
26)	Aroclor 1242 - AVE	0.000	0	N.D.	ng/mld
27)	Aroclor 1248 (1)	0.000	0	N.D.	ng/mld
28)	Aroclor 1248 (2)	0.000	0	N.D.	ng/mld
29)	Aroclor 1248 (3)	0.000	0	N.D.	ng/mld
30)	Aroclor 1248 (4)	0.000	0	N.D.	ng/mld
31)	Aroclor 1248 (5)	0.000	0	N.D.	ng/mld
32)	Aroclor 1248 (6)	0.000	0	N.D.	ng/mld
33)	Aroclor 1248 - AVE	0.000	0	N.D.	ng/mld
34)	Aroclor 1254 (1)	0.000	0	N.D.	ng/mld
35)	Aroclor 1254 (2)	0.000	0	N.D.	ng/mld
36)	Aroclor 1254 (3)	0.000	0	N.D.	ng/mld
37)	Aroclor 1254 (4)	0.000	0	N.D.	ng/mld
38)	Aroclor 1254 (5)	0.000	0	N.D.	ng/mld
39)	Aroclor 1254 (6)	0.000	0	N.D.	ng/mld
40)	Aroclor 1254 - AVE	0.000	0	N.D.	ng/mld
41)	Aroclor 1260 (1)	8.175	181326	23.222	ng/ml
42)	Aroclor 1260 (2)	8.382	207112	22.196	ng/ml
43)	Aroclor 1260 (3)	8.615	205087	21.546	ng/ml
44)	Aroclor 1260 (4)	9.102	291798	21.762	ng/ml ✓
45)	Aroclor 1260 (5)	9.364	183606	21.164	ng/ml
46)	Aroclor 1260 (6)	9.936	74929	22.335	ng/ml
47)	Aroclor 1260 - AVE	0.000	0	N.D.	ng/ml

5/28/19

Quantitation Report (QT Reviewed)

Data Path : S:\DATA\9E24042\requant\
Data File : ECD6R003.D
Signal(s) : ECD2B.CH
Acq On : 24 May 2019 4:20 pm
Operator : MJB/KAK
Sample : 9E24042-CAL1
Misc :
ALS Vial : 3 Sample Multiplier: 1

Integration File: PCB1.e
Quant Time: May 28 10:47:35 2019
Quant Method : T:\METHODS\RECD6_QUANTPCB_190524.M
Quant Title : PCB Data Analysis
QLast Update : Tue May 28 10:06:29 2019
Response via : Initial Calibration
Integrator: ChemStation 6890 Scale Mode: Small noise peaks clipped

	Compound	R.T.	Response	Conc	Units
48)	Aroclor 1262 (1)	0.000	0	N.D.	ng/mld
49)	Aroclor 1262 (2)	0.000	0	N.D.	ng/mld
50)	Aroclor 1262 (3)	0.000	0	N.D.	ng/mld
51)	Aroclor 1262 (4)	0.000	0	N.D.	ng/mld
52)	Aroclor 1262 (5)	0.000	0	N.D.	ng/mld
53)	Aroclor 1262 (6)	0.000	0	N.D.	ng/mld
54)	Aroclor 1262 - AVE	0.000	0	N.D.	ng/mld
55)	Aroclor 1268 (1)	0.000	0	N.D.	ng/mld
56)	Aroclor 1268 (2)	0.000	0	N.D.	ng/mld
57)	Aroclor 1268 (3)	0.000	0	N.D.	ng/mld
58)	Aroclor 1268 (4)	0.000	0	N.D.	ng/mld
59)	Aroclor 1268 (5)	0.000	0	N.D.	ng/mld
60)	Aroclor 1268 (6)	0.000	0	N.D.	ng/mld
61)	Aroclor 1268 - AVE	0.000	0	N.D.	ng/mld

(f)=RT Delta > 1/2 Window (m)=manual int.

Quantitation Report (QT Reviewed)

Data Path : S:\DATA\9E24042\requant\
Data File : ECD6R003.D
Signal(s) : ECD2B.CH
Acq On : 24 May 2019 4:20 pm
Operator : MJB/KAK
Sample : 9E24042-CAL1
Misc :
ALS Vial : 3 Sample Multiplier: 1

Integration File: PCB1.e
Quant Time: May 28 10:47:35 2019
Quant Method : T:\METHODS\RECD6_QUANTPCB_190524.M
Quant Title : PCB Data Analysis
QLast Update : Tue May 28 10:06:29 2019
Response via : Initial Calibration
Integrator: ChemStation 6890 Scale Mode: Small noise peaks clipped

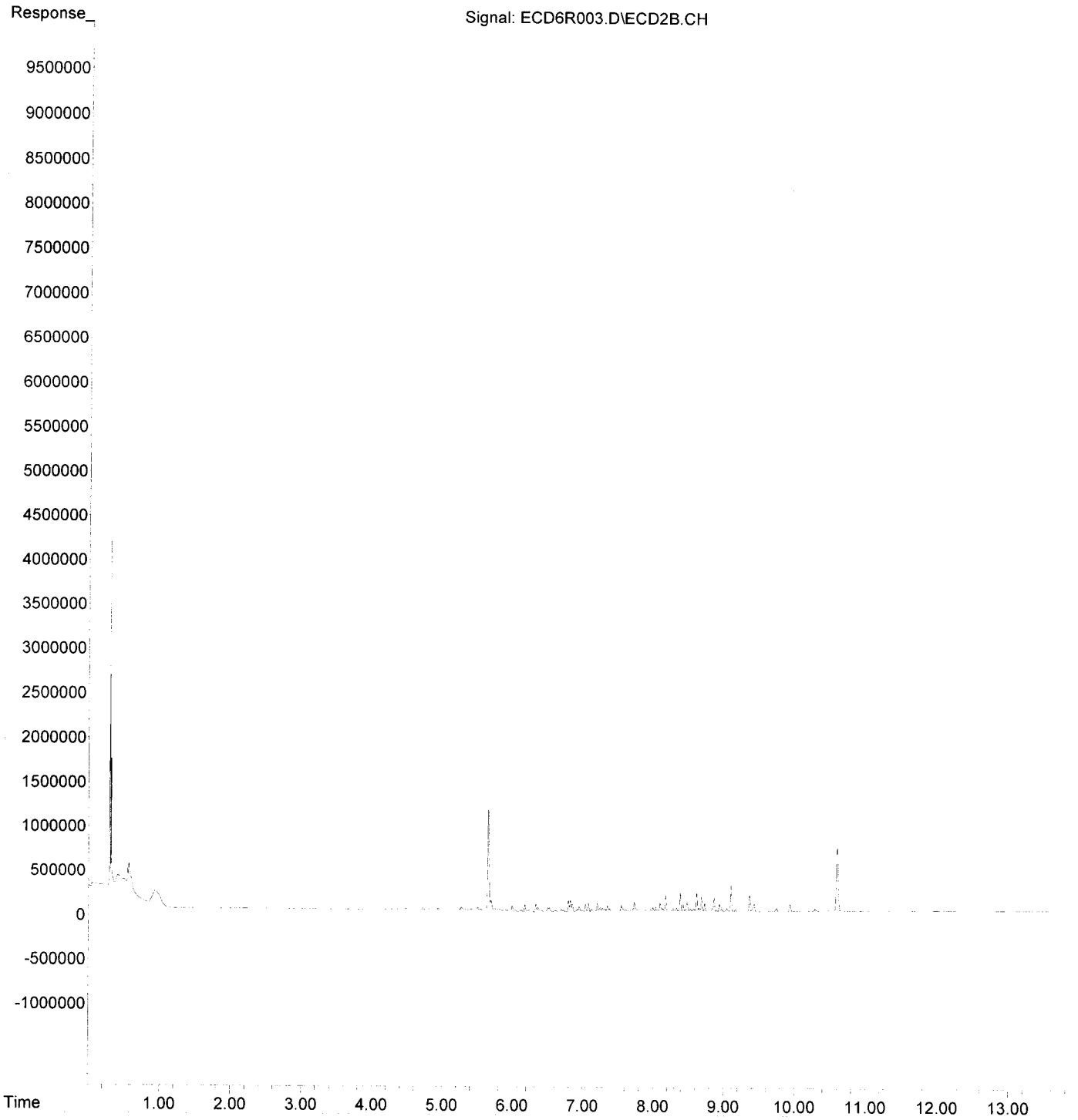

Quantitation Report (QT Reviewed)

Data Path : S:\DATA\9E24042\requant\
Data File : ECD6R004.D
Signal(s) : ECD2B.CH
Acq On : 24 May 2019 4:38 pm
Operator : MJB/KAK
Sample : 9E24042-CAL2
Misc :
ALS Vial : 4 Sample Multiplier: 1

Integration File: PCB1.e
Quant Time: May 28 10:47:44 2019
Quant Method : T:\METHODS\RECD6_QUANTPCB_190524.M
Quant Title : PCB Data Analysis
QLast Update : Tue May 28 10:06:29 2019
Response via : Initial Calibration
Integrator: ChemStation 6890 Scale Mode: Small noise peaks clipped

	Compound	R.T.	Response	Conc	Units	
	System Monitoring Compounds					
1) S	TCMX (S)	5.650	2902268	23.537	ng/ml	
62) S	DCBP (S)	10.598	1775298	24.138	ng/ml	✓
	Target Compounds					
2)	Aroclor 1016 (1)	6.329	186431	51.558	ng/ml	
3)	Aroclor 1016 (2)	6.820	323057	49.384	ng/ml	
4)	Aroclor 1016 (3)	6.947	140519	49.758	ng/ml	✓
5)	Aroclor 1016 (4)	7.034	186089	53.840	ng/ml	
6)	Aroclor 1016 (5)	7.078	206951	53.123	ng/ml	
7)	Aroclor 1016 (6)	7.204	208825	53.801	ng/ml	
8)	Aroclor 1016 - AVE	0.000	0	N.D.	ng/ml	
9)	Aroclor 1221 (1)	0.000	0	N.D.	ng/mld	
10)	Aroclor 1221 (2)	0.000	0	N.D.	ng/mld	
11)	Aroclor 1221 (3)	0.000	0	N.D.	ng/mld	
12)	Aroclor 1221 - AVE	0.000	0	N.D.	ng/mld	
13)	Aroclor 1232 (1)	0.000	0	N.D.	ng/mld	
14)	Aroclor 1232 (2)	0.000	0	N.D.	ng/mld	
15)	Aroclor 1232 (3)	0.000	0	N.D.	ng/mld	
16)	Aroclor 1232 (4)	0.000	0	N.D.	ng/mld	
17)	Aroclor 1232 (5)	0.000	0	N.D.	ng/mld	
18)	Aroclor 1232 (6)	0.000	0	N.D.	ng/mld	
19)	Aroclor 1232 - AVE	0.000	0	N.D.	ng/mld	
20)	Aroclor 1242 (1)	0.000	0	N.D.	ng/mld	
21)	Aroclor 1242 (2)	0.000	0	N.D.	ng/mld	
22)	Aroclor 1242 (3)	0.000	0	N.D.	ng/mld	
23)	Aroclor 1242 (4)	0.000	0	N.D.	ng/mld	
24)	Aroclor 1242 (5)	0.000	0	N.D.	ng/mld	
25)	Aroclor 1242 (6)	0.000	0	N.D.	ng/mld	
26)	Aroclor 1242 - AVE	0.000	0	N.D.	ng/mld	
27)	Aroclor 1248 (1)	0.000	0	N.D.	ng/mld	
28)	Aroclor 1248 (2)	0.000	0	N.D.	ng/mld	
29)	Aroclor 1248 (3)	0.000	0	N.D.	ng/mld	
30)	Aroclor 1248 (4)	0.000	0	N.D.	ng/mld	
31)	Aroclor 1248 (5)	0.000	0	N.D.	ng/mld	
32)	Aroclor 1248 (6)	0.000	0	N.D.	ng/mld	
33)	Aroclor 1248 - AVE	0.000	0	N.D.	ng/mld	
34)	Aroclor 1254 (1)	0.000	0	N.D.	ng/mld	
35)	Aroclor 1254 (2)	0.000	0	N.D.	ng/mld	
36)	Aroclor 1254 (3)	0.000	0	N.D.	ng/mld	
37)	Aroclor 1254 (4)	0.000	0	N.D.	ng/mld	
38)	Aroclor 1254 (5)	0.000	0	N.D.	ng/mld	
39)	Aroclor 1254 (6)	0.000	0	N.D.	ng/mld	
40)	Aroclor 1254 - AVE	0.000	0	N.D.	ng/mld	
41)	Aroclor 1260 (1)	8.175	416887	53.391	ng/ml	
42)	Aroclor 1260 (2)	8.383	493922	52.933	ng/ml	
43)	Aroclor 1260 (3)	8.616	499842	52.512	ng/ml	✓
44)	Aroclor 1260 (4)	9.102	644978	48.102	ng/ml	
45)	Aroclor 1260 (5)	9.363	436110	50.270	ng/ml	
46)	Aroclor 1260 (6)	9.935	177116	52.796	ng/ml	
47)	Aroclor 1260 - AVE	0.000	0	N.D.	ng/ml	

5/28/19

Quantitation Report (QT Reviewed)

Data Path : S:\DATA\9E24042\requant\
Data File : ECD6R004.D
Signal(s) : ECD2B.CH
Acq On : 24 May 2019 4:38 pm
Operator : MJB/KAK
Sample : 9E24042-CAL2
Misc :
ALS Vial : 4 Sample Multiplier: 1

Integration File: PCB1.e
Quant Time: May 28 10:47:44 2019
Quant Method : T:\METHODS\RECD6_QUANTPCB_190524.M
Quant Title : PCB Data Analysis
QLast Update : Tue May 28 10:06:29 2019
Response via : Initial Calibration
Integrator: ChemStation 6890 Scale Mode: Small noise peaks clipped

	Compound	R.T.	Response	Conc	Units
48)	Aroclor 1262 (1)	0.000	0	N.D.	ng/mld
49)	Aroclor 1262 (2)	0.000	0	N.D.	ng/mld
50)	Aroclor 1262 (3)	0.000	0	N.D.	ng/mld
51)	Aroclor 1262 (4)	0.000	0	N.D.	ng/mld
52)	Aroclor 1262 (5)	0.000	0	N.D.	ng/mld
53)	Aroclor 1262 (6)	0.000	0	N.D.	ng/mld
54)	Aroclor 1262 - AVE	0.000	0	N.D.	ng/mld
55)	Aroclor 1268 (1)	0.000	0	N.D.	ng/mld
56)	Aroclor 1268 (2)	0.000	0	N.D.	ng/mld
57)	Aroclor 1268 (3)	0.000	0	N.D.	ng/mld
58)	Aroclor 1268 (4)	0.000	0	N.D.	ng/mld
59)	Aroclor 1268 (5)	0.000	0	N.D.	ng/mld
60)	Aroclor 1268 (6)	0.000	0	N.D.	ng/mld
61)	Aroclor 1268 - AVE	0.000	0	N.D.	ng/mld

(f)=RT Delta > 1/2 Window (m)=manual int.

Quantitation Report (QT Reviewed)

Data Path : S:\DATA\9E24042\requant\
Data File : ECD6R004.D
Signal(s) : ECD2B.CH
Acq On : 24 May 2019 4:38 pm
Operator : MJB/KAK
Sample : 9E24042-CAL2
Misc :
ALS Vial : 4 Sample Multiplier: 1

Integration File: PCB1.e
Quant Time: May 28 10:47:44 2019
Quant Method : T:\METHODS\RECD6_QUANTPCB_190524.M
Quant Title : PCB Data Analysis
QLast Update : Tue May 28 10:06:29 2019
Response via : Initial Calibration
Integrator: ChemStation 6890 Scale Mode: Small noise peaks clipped

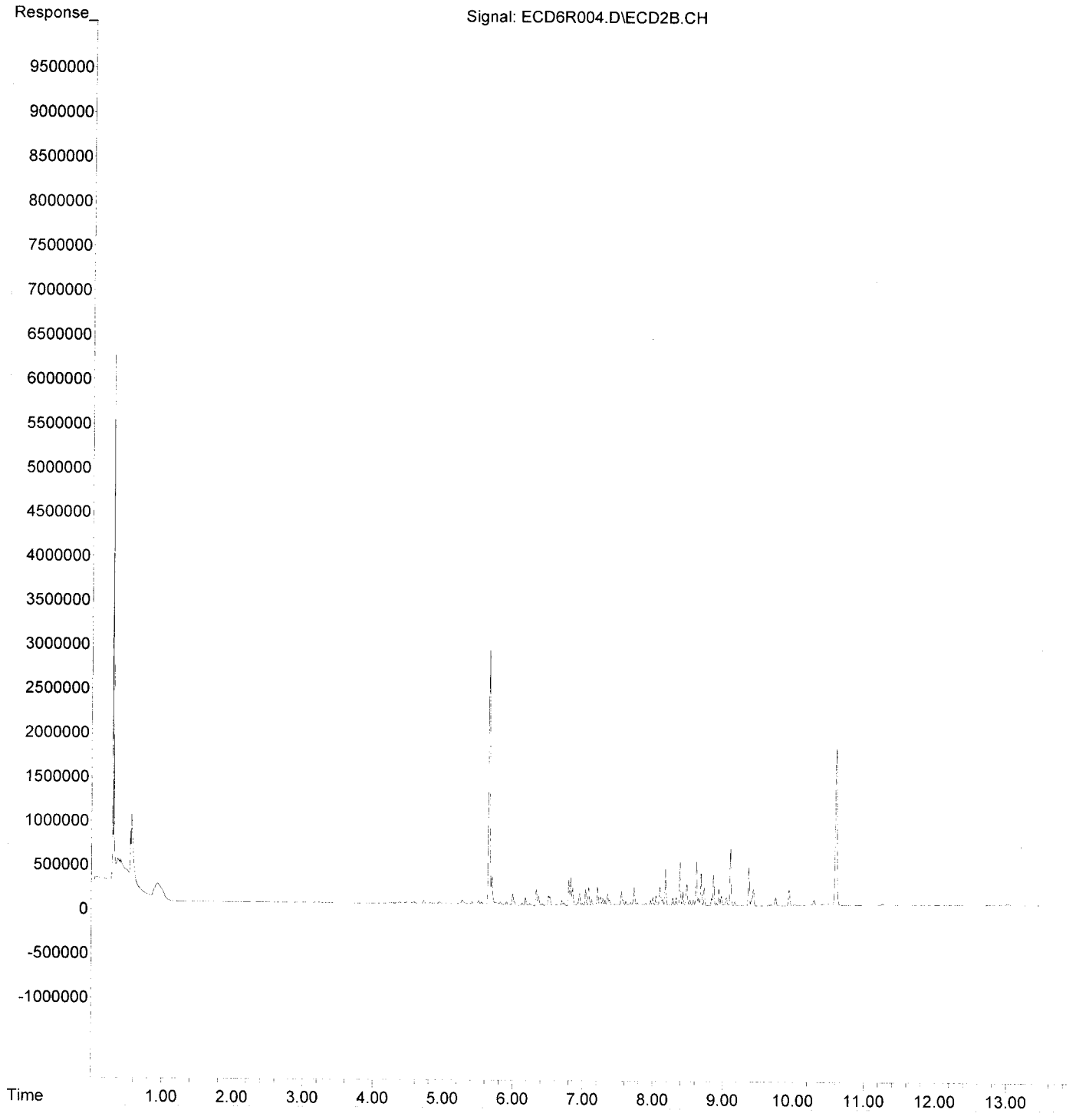

Quantitation Report (QT Reviewed)

Data Path : S:\DATA\9E24042\requant\
Data File : ECD6R005.D
Signal(s) : ECD2B.CH
Acq On : 24 May 2019 4:57 pm
Operator : MJB/KAK
Sample : 9E24042-CAL3
Misc :
ALS Vial : 5 Sample Multiplier: 1

Integration File: PCB1.e
Quant Time: May 28 10:47:52 2019
Quant Method : T:\METHODS\RECD6_QUANTPCB_190524.M
Quant Title : PCB Data Analysis
QLast Update : Tue May 28 10:06:29 2019
Response via : Initial Calibration
Integrator: ChemStation 6890 Scale Mode: Small noise peaks clipped

	Compound	R.T.	Response	Conc	Units	
	System Monitoring Compounds					
1) S	TCMX (S)	5.650	6020742	48.827	ng/ml	✓
62) S	DCBP (S)	10.599	3528293	47.972	ng/ml	✓
	Target Compounds					
2)	Aroclor 1016 (1)	6.328	354075	97.920	ng/ml	✓
3)	Aroclor 1016 (2)	6.819	658615	100.680	ng/ml	
4)	Aroclor 1016 (3)	6.946	279766	99.065	ng/ml	
5)	Aroclor 1016 (4)	7.033	358084	103.602	ng/ml	
6)	Aroclor 1016 (5)	7.077	393397	100.982	ng/ml	
7)	Aroclor 1016 (6)	7.203	392341	101.081	ng/ml	
8)	Aroclor 1016 - AVE	0.000	0	N.D.	ng/ml	
9)	Aroclor 1221 (1)	0.000	0	N.D.	ng/mld	
10)	Aroclor 1221 (2)	0.000	0	N.D.	ng/mld	
11)	Aroclor 1221 (3)	0.000	0	N.D.	ng/mld	
12)	Aroclor 1221 - AVE	0.000	0	N.D.	ng/mld	
13)	Aroclor 1232 (1)	0.000	0	N.D.	ng/mld	
14)	Aroclor 1232 (2)	0.000	0	N.D.	ng/mld	
15)	Aroclor 1232 (3)	0.000	0	N.D.	ng/mld	
16)	Aroclor 1232 (4)	0.000	0	N.D.	ng/mld	
17)	Aroclor 1232 (5)	0.000	0	N.D.	ng/mld	
18)	Aroclor 1232 (6)	0.000	0	N.D.	ng/mld	
19)	Aroclor 1232 - AVE	0.000	0	N.D.	ng/mld	
20)	Aroclor 1242 (1)	0.000	0	N.D.	ng/mld	
21)	Aroclor 1242 (2)	0.000	0	N.D.	ng/mld	
22)	Aroclor 1242 (3)	0.000	0	N.D.	ng/mld	
23)	Aroclor 1242 (4)	0.000	0	N.D.	ng/mld	
24)	Aroclor 1242 (5)	0.000	0	N.D.	ng/mld	
25)	Aroclor 1242 (6)	0.000	0	N.D.	ng/mld	
26)	Aroclor 1242 - AVE	0.000	0	N.D.	ng/mld	
27)	Aroclor 1248 (1)	0.000	0	N.D.	ng/mld	
28)	Aroclor 1248 (2)	0.000	0	N.D.	ng/mld	
29)	Aroclor 1248 (3)	0.000	0	N.D.	ng/mld	
30)	Aroclor 1248 (4)	0.000	0	N.D.	ng/mld	
31)	Aroclor 1248 (5)	0.000	0	N.D.	ng/mld	
32)	Aroclor 1248 (6)	0.000	0	N.D.	ng/mld	
33)	Aroclor 1248 - AVE	0.000	0	N.D.	ng/mld	
34)	Aroclor 1254 (1)	0.000	0	N.D.	ng/mld	
35)	Aroclor 1254 (2)	0.000	0	N.D.	ng/mld	
36)	Aroclor 1254 (3)	0.000	0	N.D.	ng/mld	
37)	Aroclor 1254 (4)	0.000	0	N.D.	ng/mld	
38)	Aroclor 1254 (5)	0.000	0	N.D.	ng/mld	
39)	Aroclor 1254 (6)	0.000	0	N.D.	ng/mld	
40)	Aroclor 1254 - AVE	0.000	0	N.D.	ng/mld	
41)	Aroclor 1260 (1)	8.175	802736	102.807	ng/ml	✓
42)	Aroclor 1260 (2)	8.383	960178	102.900	ng/ml	
43)	Aroclor 1260 (3)	8.616	974249	102.352	ng/ml	
44)	Aroclor 1260 (4)	9.102	1288990	96.132	ng/ml	
45)	Aroclor 1260 (5)	9.364	909805	104.872	ng/ml	
46)	Aroclor 1260 (6)	9.936	344056	102.559	ng/ml	
47)	Aroclor 1260 - AVE	0.000	0	N.D.	ng/ml	

5/28/19

Quantitation Report (QT Reviewed)

Data Path : S:\DATA\9E24042\requant\
Data File : ECD6R005.D
Signal(s) : ECD2B.CH
Acq On : 24 May 2019 4:57 pm
Operator : MJB/KAK
Sample : 9E24042-CAL3
Misc :
ALS Vial : 5 Sample Multiplier: 1

Integration File: PCB1.e
Quant Time: May 28 10:47:52 2019
Quant Method : T:\METHODS\RECD6_QUANTPCB_190524.M
Quant Title : PCB Data Analysis
QLast Update : Tue May 28 10:06:29 2019
Response via : Initial Calibration
Integrator: ChemStation 6890 Scale Mode: Small noise peaks clipped

	Compound	R.T.	Response	Conc	Units
48)	Aroclor 1262 (1)	0.000	0	N.D.	ng/mld
49)	Aroclor 1262 (2)	0.000	0	N.D.	ng/mld
50)	Aroclor 1262 (3)	0.000	0	N.D.	ng/mld
51)	Aroclor 1262 (4)	0.000	0	N.D.	ng/mld
52)	Aroclor 1262 (5)	0.000	0	N.D.	ng/mld
53)	Aroclor 1262 (6)	0.000	0	N.D.	ng/mld
54)	Aroclor 1262 - AVE	0.000	0	N.D.	ng/mld
55)	Aroclor 1268 (1)	0.000	0	N.D.	ng/mld
56)	Aroclor 1268 (2)	0.000	0	N.D.	ng/mld
57)	Aroclor 1268 (3)	0.000	0	N.D.	ng/mld
58)	Aroclor 1268 (4)	0.000	0	N.D.	ng/mld
59)	Aroclor 1268 (5)	0.000	0	N.D.	ng/mld
60)	Aroclor 1268 (6)	0.000	0	N.D.	ng/mld
61)	Aroclor 1268 - AVE	0.000	0	N.D.	ng/mld

(f)=RT Delta > 1/2 Window (m)=manual int.

Quantitation Report (QT Reviewed)

Data Path : S:\DATA\9E24042\requant\
Data File : ECD6R005.D
Signal(s) : ECD2B.CH
Acq On : 24 May 2019 4:57 pm
Operator : MJB/KAK
Sample : 9E24042-CAL3
Misc :
ALS Vial : 5 Sample Multiplier: 1

Integration File: PCB1.e
Quant Time: May 28 10:47:52 2019
Quant Method : T:\METHODS\RECD6_QUANTPCB_190524.M
Quant Title : PCB Data Analysis
QLast Update : Tue May 28 10:06:29 2019
Response via : Initial Calibration
Integrator: ChemStation 6890 Scale Mode: Small noise peaks clipped

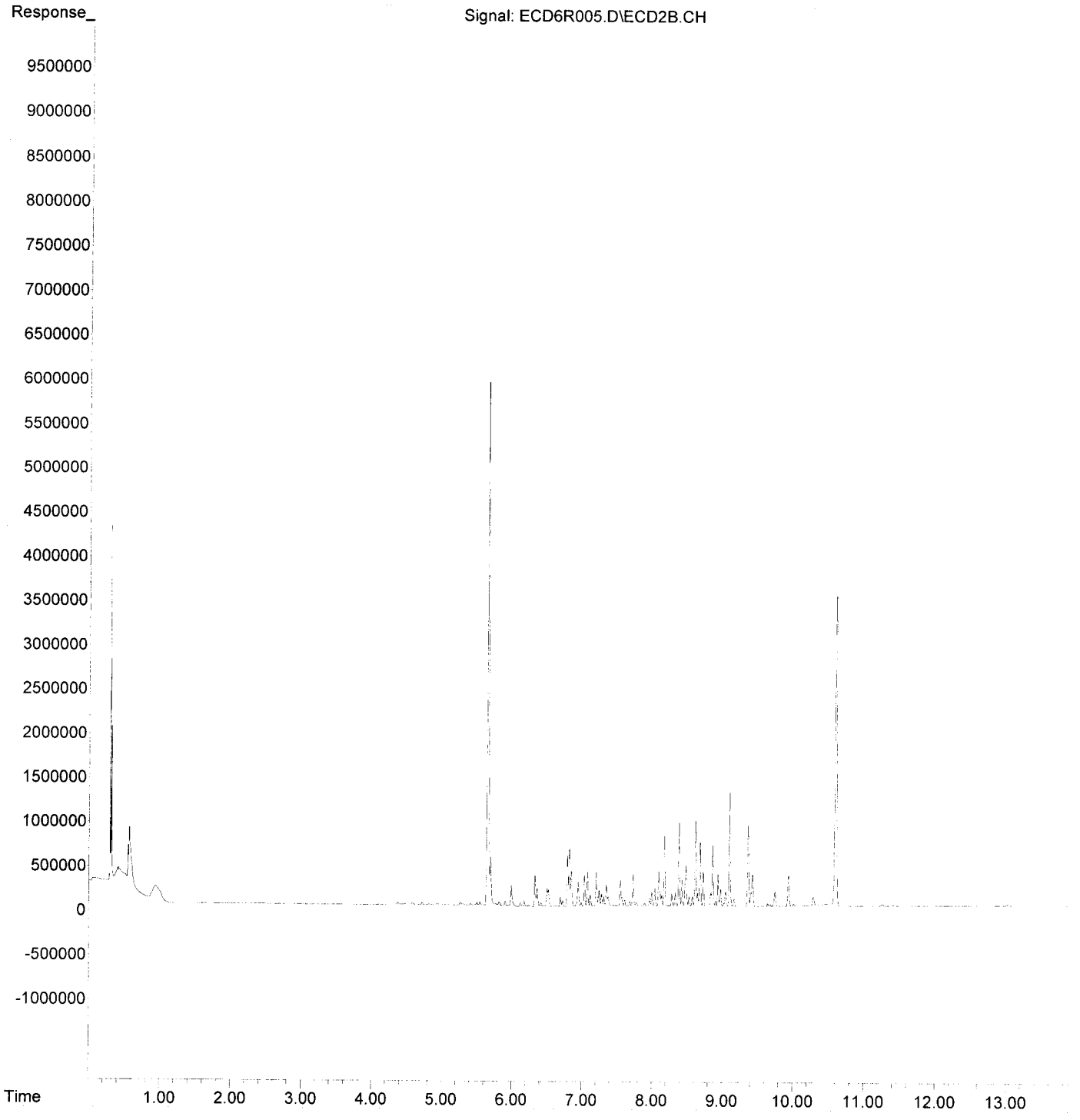

Quantitation Report (QT Reviewed)

Data Path : S:\DATA\9E24042\requant\
Data File : ECD6R006.D
Signal(s) : ECD2B.CH
Acq On : 24 May 2019 5:14 pm
Operator : MJB/KAK
Sample : 9E24042-CAL4
Misc :
ALS Vial : 6 Sample Multiplier: 1

Integration File: PCB1.e
Quant Time: May 28 10:48:00 2019
Quant Method : T:\METHODS\RECD6_QUANTPCB_190524.M
Quant Title : PCB Data Analysis
QLast Update : Tue May 28 10:06:29 2019
Response via : Initial Calibration
Integrator: ChemStation 6890 Scale Mode: Small noise peaks clipped

	Compound	R.T.	Response	Conc	Units	
	System Monitoring Compounds					
1) S	TCMX (S)	5.650	11716865	95.022	ng/ml	✓
62) S	DCBP (S)	10.598	6974857	94.833	ng/ml	✓
	Target Compounds					
2)	Aroclor 1016 (1)	6.328	691495	191.233	ng/ml	
3)	Aroclor 1016 (2)	6.819	1277113	195.227	ng/ml	
4)	Aroclor 1016 (3)	6.946	539642	191.087	ng/ml	
5)	Aroclor 1016 (4)	7.033	650441	188.187	ng/ml	✓
6)	Aroclor 1016 (5)	7.077	726495	186.486	ng/ml	
7)	Aroclor 1016 (6)	7.203	727377	187.398	ng/ml	
8)	Aroclor 1016 - AVE	0.000	0	N.D.	ng/ml	
9)	Aroclor 1221 (1)	0.000	0	N.D.	ng/mld	
10)	Aroclor 1221 (2)	0.000	0	N.D.	ng/mld	
11)	Aroclor 1221 (3)	0.000	0	N.D.	ng/mld	
12)	Aroclor 1221 - AVE	0.000	0	N.D.	ng/mld	
13)	Aroclor 1232 (1)	0.000	0	N.D.	ng/mld	
14)	Aroclor 1232 (2)	0.000	0	N.D.	ng/mld	
15)	Aroclor 1232 (3)	0.000	0	N.D.	ng/mld	
16)	Aroclor 1232 (4)	0.000	0	N.D.	ng/mld	
17)	Aroclor 1232 (5)	0.000	0	N.D.	ng/mld	
18)	Aroclor 1232 (6)	0.000	0	N.D.	ng/mld	
19)	Aroclor 1232 - AVE	0.000	0	N.D.	ng/mld	
20)	Aroclor 1242 (1)	0.000	0	N.D.	ng/mld	
21)	Aroclor 1242 (2)	0.000	0	N.D.	ng/mld	
22)	Aroclor 1242 (3)	0.000	0	N.D.	ng/mld	
23)	Aroclor 1242 (4)	0.000	0	N.D.	ng/mld	
24)	Aroclor 1242 (5)	0.000	0	N.D.	ng/mld	
25)	Aroclor 1242 (6)	0.000	0	N.D.	ng/mld	
26)	Aroclor 1242 - AVE	0.000	0	N.D.	ng/mld	
27)	Aroclor 1248 (1)	0.000	0	N.D.	ng/mld	
28)	Aroclor 1248 (2)	0.000	0	N.D.	ng/mld	
29)	Aroclor 1248 (3)	0.000	0	N.D.	ng/mld	
30)	Aroclor 1248 (4)	0.000	0	N.D.	ng/mld	
31)	Aroclor 1248 (5)	0.000	0	N.D.	ng/mld	
32)	Aroclor 1248 (6)	0.000	0	N.D.	ng/mld	
33)	Aroclor 1248 - AVE	0.000	0	N.D.	ng/mld	
34)	Aroclor 1254 (1)	0.000	0	N.D.	ng/mld	
35)	Aroclor 1254 (2)	0.000	0	N.D.	ng/mld	
36)	Aroclor 1254 (3)	0.000	0	N.D.	ng/mld	
37)	Aroclor 1254 (4)	0.000	0	N.D.	ng/mld	
38)	Aroclor 1254 (5)	0.000	0	N.D.	ng/mld	
39)	Aroclor 1254 (6)	0.000	0	N.D.	ng/mld	
40)	Aroclor 1254 - AVE	0.000	0	N.D.	ng/mld	
41)	Aroclor 1260 (1)	8.175	1472686	188.607	ng/ml	
42)	Aroclor 1260 (2)	8.382	1762915	188.928	ng/ml	
43)	Aroclor 1260 (3)	8.615	1842921	193.612	ng/ml	
44)	Aroclor 1260 (4)	9.102	2510135	187.205	ng/ml	✓
45)	Aroclor 1260 (5)	9.364	1642749	189.357	ng/ml	
46)	Aroclor 1260 (6)	9.936	638174	190.233	ng/ml	
47)	Aroclor 1260 - AVE	0.000	0	N.D.	ng/ml	

5/28/19

Quantitation Report (QT Reviewed)

Data Path : S:\DATA\9E24042\requant\
Data File : ECD6R006.D
Signal(s) : ECD2B.CH
Acq On : 24 May 2019 5:14 pm
Operator : MJB/KAK
Sample : 9E24042-CAL4
Misc :
ALS Vial : 6 Sample Multiplier: 1

Integration File: PCB1.e
Quant Time: May 28 10:48:00 2019
Quant Method : T:\METHODS\RECD6_QUANTPCB_190524.M
Quant Title : PCB Data Analysis
QLast Update : Tue May 28 10:06:29 2019
Response via : Initial Calibration
Integrator: ChemStation 6890 Scale Mode: Small noise peaks clipped

	Compound	R.T.	Response	Conc	Units
48)	Aroclor 1262 (1)	0.000	0	N.D.	ng/mld
49)	Aroclor 1262 (2)	0.000	0	N.D.	ng/mld
50)	Aroclor 1262 (3)	0.000	0	N.D.	ng/mld
51)	Aroclor 1262 (4)	0.000	0	N.D.	ng/mld
52)	Aroclor 1262 (5)	0.000	0	N.D.	ng/mld
53)	Aroclor 1262 (6)	0.000	0	N.D.	ng/mld
54)	Aroclor 1262 - AVE	0.000	0	N.D.	ng/mld
55)	Aroclor 1268 (1)	0.000	0	N.D.	ng/mld
56)	Aroclor 1268 (2)	0.000	0	N.D.	ng/mld
57)	Aroclor 1268 (3)	0.000	0	N.D.	ng/mld
58)	Aroclor 1268 (4)	0.000	0	N.D.	ng/mld
59)	Aroclor 1268 (5)	0.000	0	N.D.	ng/mld
60)	Aroclor 1268 (6)	0.000	0	N.D.	ng/mld
61)	Aroclor 1268 - AVE	0.000	0	N.D.	ng/mld

(f)=RT Delta > 1/2 Window (m)=manual int.

Quantitation Report (QT Reviewed)

Data Path : S:\DATA\9E24042\requant\
Data File : ECD6R006.D
Signal(s) : ECD2B.CH
Acq On : 24 May 2019 5:14 pm
Operator : MJB/KAK
Sample : 9E24042-CAL4
Misc :
ALS Vial : 6 Sample Multiplier: 1

Integration File: PCB1.e
Quant Time: May 28 10:48:00 2019
Quant Method : T:\METHODS\RECD6_QUANTPCB_190524.M
Quant Title : PCB Data Analysis
QLast Update : Tue May 28 10:06:29 2019
Response via : Initial Calibration
Integrator: ChemStation 6890 Scale Mode: Small noise peaks clipped

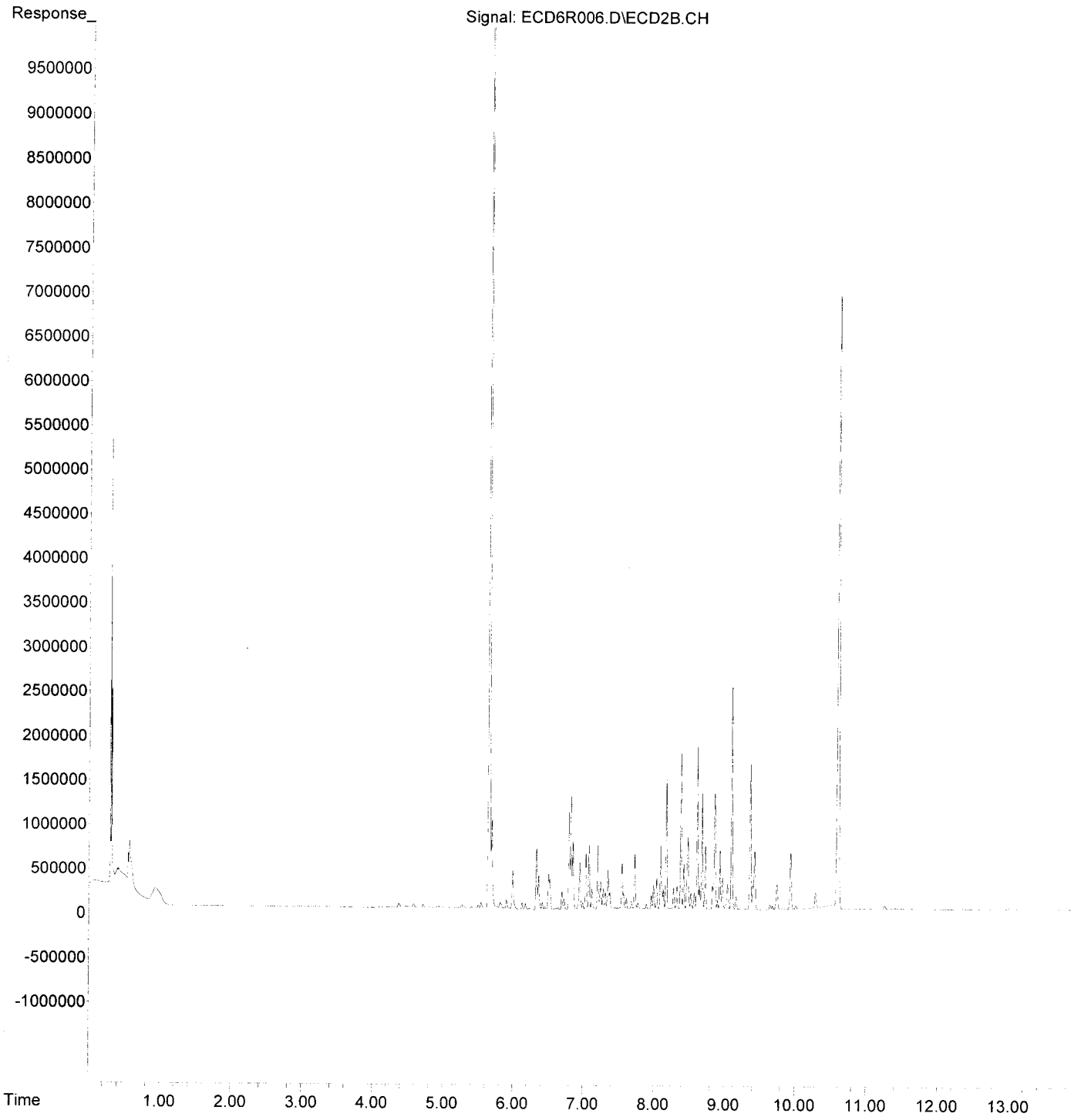

Quantitation Report (QT Reviewed)

Data Path : S:\DATA\9E24042\requant\
Data File : ECD6R007.D
Signal(s) : ECD2B.CH
Acq On : 24 May 2019 5:32 pm
Operator : MJB/KAK
Sample : 9E24042-CAL5
Misc :
ALS Vial : 7 Sample Multiplier: 1

Integration File: PCB1.e
Quant Time: May 28 10:48:08 2019
Quant Method : T:\METHODS\RECD6_QUANTPCB_190524.M
Quant Title : PCB Data Analysis
QLast Update : Tue May 28 10:06:29 2019
Response via : Initial Calibration
Integrator: ChemStation 6890 Scale Mode: Small noise peaks clipped

	Compound	R.T.	Response	Conc	Units	
	System Monitoring Compounds					
1) S	TCMX (S)	5.651	32921810	266.991	ng/ml	✓
62) S	DCBP (S)	10.599	19241922	261.621	ng/ml	✓
	Target Compounds					
2)	Aroclor 1016 (1)	6.329	1775987	491.151	ng/ml	
3)	Aroclor 1016 (2)	6.819	3390355	518.270	ng/ml	
4)	Aroclor 1016 (3)	6.947	1432605	507.284	ng/ml	
5)	Aroclor 1016 (4)	7.033	1624282	469.941	ng/ml	✓
6)	Aroclor 1016 (5)	7.077	1873375	480.881	ng/ml	
7)	Aroclor 1016 (6)	7.203	1857459	478.547	ng/ml	
8)	Aroclor 1016 - AVE	0.000	0	N.D.	ng/ml	
9)	Aroclor 1221 (1)	0.000	0	N.D.	ng/mld	
10)	Aroclor 1221 (2)	0.000	0	N.D.	ng/mld	
11)	Aroclor 1221 (3)	0.000	0	N.D.	ng/mld	
12)	Aroclor 1221 - AVE	0.000	0	N.D.	ng/mld	
13)	Aroclor 1232 (1)	0.000	0	N.D.	ng/mld	
14)	Aroclor 1232 (2)	0.000	0	N.D.	ng/mld	
15)	Aroclor 1232 (3)	0.000	0	N.D.	ng/mld	
16)	Aroclor 1232 (4)	0.000	0	N.D.	ng/mld	
17)	Aroclor 1232 (5)	0.000	0	N.D.	ng/mld	
18)	Aroclor 1232 (6)	0.000	0	N.D.	ng/mld	
19)	Aroclor 1232 - AVE	0.000	0	N.D.	ng/mld	
20)	Aroclor 1242 (1)	0.000	0	N.D.	ng/mld	
21)	Aroclor 1242 (2)	0.000	0	N.D.	ng/mld	
22)	Aroclor 1242 (3)	0.000	0	N.D.	ng/mld	
23)	Aroclor 1242 (4)	0.000	0	N.D.	ng/mld	
24)	Aroclor 1242 (5)	0.000	0	N.D.	ng/mld	
25)	Aroclor 1242 (6)	0.000	0	N.D.	ng/mld	
26)	Aroclor 1242 - AVE	0.000	0	N.D.	ng/mld	
27)	Aroclor 1248 (1)	0.000	0	N.D.	ng/mld	
28)	Aroclor 1248 (2)	0.000	0	N.D.	ng/mld	
29)	Aroclor 1248 (3)	0.000	0	N.D.	ng/mld	
30)	Aroclor 1248 (4)	0.000	0	N.D.	ng/mld	
31)	Aroclor 1248 (5)	0.000	0	N.D.	ng/mld	
32)	Aroclor 1248 (6)	0.000	0	N.D.	ng/mld	
33)	Aroclor 1248 - AVE	0.000	0	N.D.	ng/mld	
34)	Aroclor 1254 (1)	0.000	0	N.D.	ng/mld	
35)	Aroclor 1254 (2)	0.000	0	N.D.	ng/mld	
36)	Aroclor 1254 (3)	0.000	0	N.D.	ng/mld	
37)	Aroclor 1254 (4)	0.000	0	N.D.	ng/mld	
38)	Aroclor 1254 (5)	0.000	0	N.D.	ng/mld	
39)	Aroclor 1254 (6)	0.000	0	N.D.	ng/mld	
40)	Aroclor 1254 - AVE	0.000	0	N.D.	ng/mld	
41)	Aroclor 1260 (1)	8.175	3787481	485.063	ng/ml	
42)	Aroclor 1260 (2)	8.382	4569882	489.744	ng/ml	
43)	Aroclor 1260 (3)	8.615	4598808	483.137	ng/ml	
44)	Aroclor 1260 (4)	9.102	6922321	516.263	ng/ml	✓
45)	Aroclor 1260 (5)	9.364	4337363	499.960	ng/ml	
46)	Aroclor 1260 (6)	9.936	1607260	479.107	ng/ml	
47)	Aroclor 1260 - AVE	0.000	0	N.D.	ng/ml	

5/28/19

Data Path : S:\DATA\9E24042\requant\
Data File : ECD6R007.D
Signal(s) : ECD2B.CH
Acq On : 24 May 2019 5:32 pm
Operator : MJB/KAK
Sample : 9E24042-CAL5
Misc :
ALS Vial : 7 Sample Multiplier: 1

Integration File: PCB1.e
Quant Time: May 28 10:48:08 2019
Quant Method : T:\METHODS\RECD6_QUANTPCB_190524.M
Quant Title : PCB Data Analysis
QLast Update : Tue May 28 10:06:29 2019
Response via : Initial Calibration
Integrator: ChemStation 6890 Scale Mode: Small noise peaks clipped

	Compound	R.T.	Response	Conc	Units
48)	Aroclor 1262 (1)	0.000	0	N.D.	ng/mld
49)	Aroclor 1262 (2)	0.000	0	N.D.	ng/mld
50)	Aroclor 1262 (3)	0.000	0	N.D.	ng/mld
51)	Aroclor 1262 (4)	0.000	0	N.D.	ng/mld
52)	Aroclor 1262 (5)	0.000	0	N.D.	ng/mld
53)	Aroclor 1262 (6)	0.000	0	N.D.	ng/mld
54)	Aroclor 1262 - AVE	0.000	0	N.D.	ng/mld
55)	Aroclor 1268 (1)	0.000	0	N.D.	ng/mld
56)	Aroclor 1268 (2)	0.000	0	N.D.	ng/mld
57)	Aroclor 1268 (3)	0.000	0	N.D.	ng/mld
58)	Aroclor 1268 (4)	0.000	0	N.D.	ng/mld
59)	Aroclor 1268 (5)	0.000	0	N.D.	ng/mld
60)	Aroclor 1268 (6)	0.000	0	N.D.	ng/mld
61)	Aroclor 1268 - AVE	0.000	0	N.D.	ng/mld

(f)=RT Delta > 1/2 Window (m)=manual int.

07/03/19 Anchor Port of Portland - T4 - PDI Page 624 of 1512

Quantitation Report (QT Reviewed)

Data Path : S:\DATA\9E24042\requant\
Data File : ECD6R007.D
Signal(s) : ECD2B.CH
Acq On : 24 May 2019 5:32 pm
Operator : MJB/KAK
Sample : 9E24042-CAL5
Misc :
ALS Vial : 7 Sample Multiplier: 1

Integration File: PCB1.e
Quant Time: May 28 10:48:08 2019
Quant Method : T:\METHODS\RECD6_QUANTPCB_190524.M
Quant Title : PCB Data Analysis
QLast Update : Tue May 28 10:06:29 2019
Response via : Initial Calibration
Integrator: ChemStation 6890 Scale Mode: Small noise peaks clipped

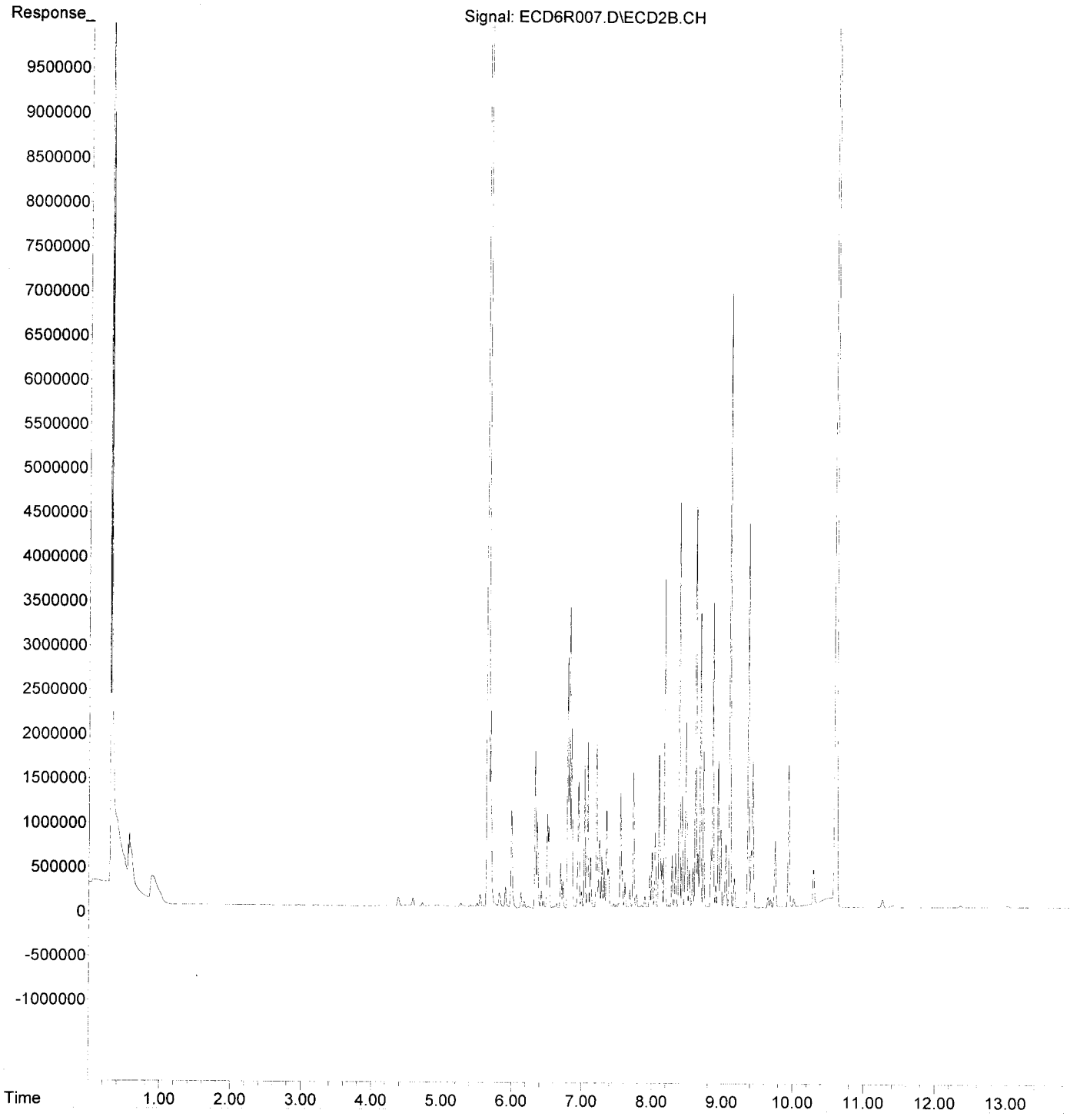

Quantitation Report (QT Reviewed)

Data Path : S:\DATA\9E24042\requant\
Data File : ECD6R008.D
Signal(s) : ECD2B.CH
Acq On : 24 May 2019 5:50 pm
Operator : MJB/KAK
Sample : 9E24042-CAL6
Misc :
ALS Vial : 8 Sample Multiplier: 1

Integration File: PCB1.e
Quant Time: May 28 10:48:17 2019
Quant Method : T:\METHODS\RECD6_QUANTPCB_190524.M
Quant Title : PCB Data Analysis
QLast Update : Tue May 28 10:06:29 2019
Response via : Initial Calibration
Integrator: ChemStation 6890 Scale Mode: Small noise peaks clipped

	Compound	R.T.	Response	Conc	Units
	System Monitoring Compounds				
1)	S TCMX (S)	5.651	64583922	523.766	ng/ml
62)	S DCBP (S)	10.599	38000201	516.667	ng/ml ✓
	Target Compounds				
2)	Aroclor 1016 (1)	6.328	3420591	945.968	ng/ml
3)	Aroclor 1016 (2)	6.819	6650350	1016.612	ng/ml
4)	Aroclor 1016 (3)	6.946	2829705	1001.995	ng/ml
5)	Aroclor 1016 (4)	7.033	3073062	889.106	ng/ml
6)	Aroclor 1016 (5)	7.077	3549689	911.178	ng/ml
7)	Aroclor 1016 (6)	7.203	3473379	894.865	ng/ml ✓
8)	Aroclor 1016 - AVE	0.000	0	N.D.	ng/ml
9)	Aroclor 1221 (1)	0.000	0	N.D.	ng/mld
10)	Aroclor 1221 (2)	0.000	0	N.D.	ng/mld
11)	Aroclor 1221 (3)	0.000	0	N.D.	ng/mld
12)	Aroclor 1221 - AVE	0.000	0	N.D.	ng/mld
13)	Aroclor 1232 (1)	0.000	0	N.D.	ng/mld
14)	Aroclor 1232 (2)	0.000	0	N.D.	ng/mld
15)	Aroclor 1232 (3)	0.000	0	N.D.	ng/mld
16)	Aroclor 1232 (4)	0.000	0	N.D.	ng/mld
17)	Aroclor 1232 (5)	0.000	0	N.D.	ng/mld
18)	Aroclor 1232 (6)	0.000	0	N.D.	ng/mld
19)	Aroclor 1232 - AVE	0.000	0	N.D.	ng/mld
20)	Aroclor 1242 (1)	0.000	0	N.D.	ng/mld
21)	Aroclor 1242 (2)	0.000	0	N.D.	ng/mld
22)	Aroclor 1242 (3)	0.000	0	N.D.	ng/mld
23)	Aroclor 1242 (4)	0.000	0	N.D.	ng/mld
24)	Aroclor 1242 (5)	0.000	0	N.D.	ng/mld
25)	Aroclor 1242 (6)	0.000	0	N.D.	ng/mld
26)	Aroclor 1242 - AVE	0.000	0	N.D.	ng/mld
27)	Aroclor 1248 (1)	0.000	0	N.D.	ng/mld
28)	Aroclor 1248 (2)	0.000	0	N.D.	ng/mld
29)	Aroclor 1248 (3)	0.000	0	N.D.	ng/mld
30)	Aroclor 1248 (4)	0.000	0	N.D.	ng/mld
31)	Aroclor 1248 (5)	0.000	0	N.D.	ng/mld
32)	Aroclor 1248 (6)	0.000	0	N.D.	ng/mld
33)	Aroclor 1248 - AVE	0.000	0	N.D.	ng/mld
34)	Aroclor 1254 (1)	0.000	0	N.D.	ng/mld
35)	Aroclor 1254 (2)	0.000	0	N.D.	ng/mld
36)	Aroclor 1254 (3)	0.000	0	N.D.	ng/mld
37)	Aroclor 1254 (4)	0.000	0	N.D.	ng/mld
38)	Aroclor 1254 (5)	0.000	0	N.D.	ng/mld
39)	Aroclor 1254 (6)	0.000	0	N.D.	ng/mld
40)	Aroclor 1254 - AVE	0.000	0	N.D.	ng/mld
41)	Aroclor 1260 (1)	8.175	7226150	925.454	ng/ml
42)	Aroclor 1260 (2)	8.382	8626617	924.495	ng/ml
43)	Aroclor 1260 (3)	8.615	9118535	957.965	ng/ml
44)	Aroclor 1260 (4)	9.102	13609113	1014.961	ng/ml
45)	Aroclor 1260 (5)	9.363	8400544	968.316	ng/ml
46)	Aroclor 1260 (6)	9.935	3134844	934.463	ng/ml
47)	Aroclor 1260 - AVE	0.000	0	N.D.	ng/ml ✓

5/28/19

Quantitation Report (QT Reviewed)

Data Path : S:\DATA\9E24042\requant\
Data File : ECD6R008.D
Signal(s) : ECD2B.CH
Acq On : 24 May 2019 5:50 pm
Operator : MJB/KAK
Sample : 9E24042-CAL6
Misc :
ALS Vial : 8 Sample Multiplier: 1

Integration File: PCB1.e
Quant Time: May 28 10:48:17 2019
Quant Method : T:\METHODS\RECD6_QUANTPCB_190524.M
Quant Title : PCB Data Analysis
QLast Update : Tue May 28 10:06:29 2019
Response via : Initial Calibration
Integrator: ChemStation 6890 Scale Mode: Small noise peaks clipped

	Compound	R.T.	Response	Conc	Units
48)	Aroclor 1262 (1)	0.000	0	N.D.	ng/mld
49)	Aroclor 1262 (2)	0.000	0	N.D.	ng/mld
50)	Aroclor 1262 (3)	0.000	0	N.D.	ng/mld
51)	Aroclor 1262 (4)	0.000	0	N.D.	ng/mld
52)	Aroclor 1262 (5)	0.000	0	N.D.	ng/mld
53)	Aroclor 1262 (6)	0.000	0	N.D.	ng/mld
54)	Aroclor 1262 - AVE	0.000	0	N.D.	ng/mld
55)	Aroclor 1268 (1)	0.000	0	N.D.	ng/mld
56)	Aroclor 1268 (2)	0.000	0	N.D.	ng/mld
57)	Aroclor 1268 (3)	0.000	0	N.D.	ng/mld
58)	Aroclor 1268 (4)	0.000	0	N.D.	ng/mld
59)	Aroclor 1268 (5)	0.000	0	N.D.	ng/mld
60)	Aroclor 1268 (6)	0.000	0	N.D.	ng/mld
61)	Aroclor 1268 - AVE	0.000	0	N.D.	ng/mld

(f)=RT Delta > 1/2 Window (m)=manual int.

Quantitation Report (QT Reviewed)

Data Path : S:\DATA\9E24042\requant\
Data File : ECD6R008.D
Signal(s) : ECD2B.CH
Acq On : 24 May 2019 5:50 pm
Operator : MJB/KAK
Sample : 9E24042-CAL6
Misc :
ALS Vial : 8 Sample Multiplier: 1

Integration File: PCB1.e
Quant Time: May 28 10:48:17 2019
Quant Method : T:\METHODS\RECD6_QUANTPCB_190524.M
Quant Title : PCB Data Analysis
QLast Update : Tue May 28 10:06:29 2019
Response via : Initial Calibration
Integrator: ChemStation 6890 Scale Mode: Small noise peaks clipped

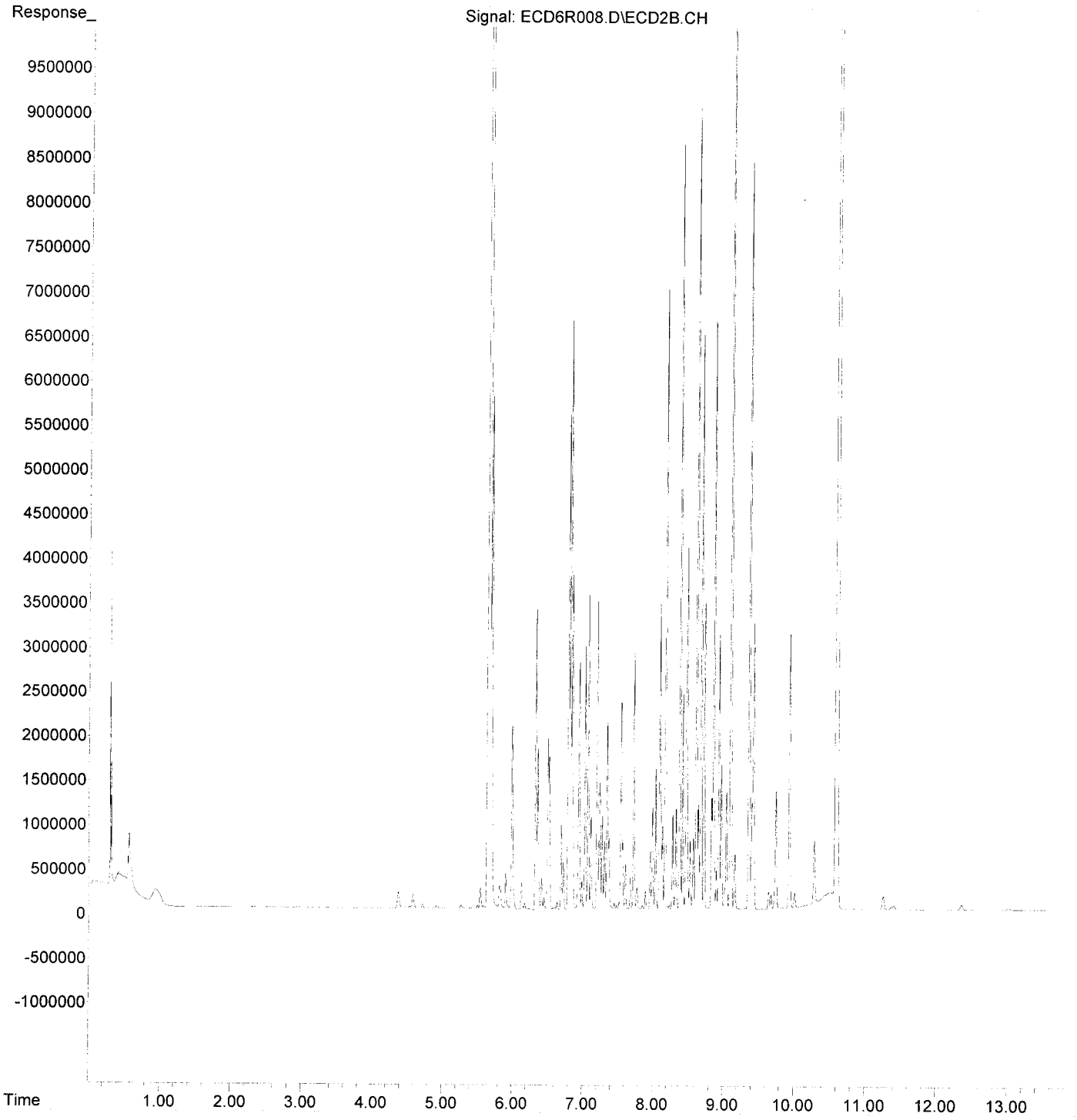

Quantitation Report (QT Reviewed)

Data Path : S:\DATA\9E24042\requant\
Data File : ECD6R009.D
Signal(s) : ECD2B.CH
Acq On : 24 May 2019 6:08 pm
Operator : MJB/KAK
Sample : 9E24042-CAL7
Misc :
ALS Vial : 9 Sample Multiplier: 1

Integration File: PCB1.e
Quant Time: May 28 10:48:25 2019
Quant Method : T:\METHODS\RECD6_QUANTPCB_190524.M
Quant Title : PCB Data Analysis
QLast Update : Tue May 28 10:06:29 2019
Response via : Initial Calibration
Integrator: ChemStation 6890 Scale Mode: Small noise peaks clipped

	Compound	R.T.	Response	Conc	Units	
	System Monitoring Compounds					
1) S	TCMX (S)	5.652	107689970	873.350	ng/ml	
62) S	DCBP (S)	10.601	63755437	866.846	ng/ml	✓
	Target Compounds					
2)	Aroclor 1016 (1)	6.329	5175491	1431.287	ng/ml	
3)	Aroclor 1016 (2)	6.820	9941009	1519.641	ng/ml	
4)	Aroclor 1016 (3)	6.947	4327875	1532.495	ng/ml	
5)	Aroclor 1016 (4)	7.034	4615121	1335.258	ng/ml	✓
6)	Aroclor 1016 (5)	7.078	5236350	1344.131	ng/ml	
7)	Aroclor 1016 (6)	7.204	5317620	1370.006	ng/ml	
8)	Aroclor 1016 - AVE	0.000	0	N.D.	ng/ml	
9)	Aroclor 1221 (1)	0.000	0	N.D.	ng/mld	
10)	Aroclor 1221 (2)	0.000	0	N.D.	ng/mld	
11)	Aroclor 1221 (3)	0.000	0	N.D.	ng/mld	
12)	Aroclor 1221 - AVE	0.000	0	N.D.	ng/mld	
13)	Aroclor 1232 (1)	0.000	0	N.D.	ng/mld	
14)	Aroclor 1232 (2)	0.000	0	N.D.	ng/mld	
15)	Aroclor 1232 (3)	0.000	0	N.D.	ng/mld	
16)	Aroclor 1232 (4)	0.000	0	N.D.	ng/mld	
17)	Aroclor 1232 (5)	0.000	0	N.D.	ng/mld	
18)	Aroclor 1232 (6)	0.000	0	N.D.	ng/mld	
19)	Aroclor 1232 - AVE	0.000	0	N.D.	ng/mld	
20)	Aroclor 1242 (1)	0.000	0	N.D.	ng/mld	5/28/19
21)	Aroclor 1242 (2)	0.000	0	N.D.	ng/mld	
22)	Aroclor 1242 (3)	0.000	0	N.D.	ng/mld	
23)	Aroclor 1242 (4)	0.000	0	N.D.	ng/mld	
24)	Aroclor 1242 (5)	0.000	0	N.D.	ng/mld	
25)	Aroclor 1242 (6)	0.000	0	N.D.	ng/mld	
26)	Aroclor 1242 - AVE	0.000	0	N.D.	ng/mld	
27)	Aroclor 1248 (1)	0.000	0	N.D.	ng/mld	
28)	Aroclor 1248 (2)	0.000	0	N.D.	ng/mld	
29)	Aroclor 1248 (3)	0.000	0	N.D.	ng/mld	
30)	Aroclor 1248 (4)	0.000	0	N.D.	ng/mld	
31)	Aroclor 1248 (5)	0.000	0	N.D.	ng/mld	
32)	Aroclor 1248 (6)	0.000	0	N.D.	ng/mld	
33)	Aroclor 1248 - AVE	0.000	0	N.D.	ng/mld	
34)	Aroclor 1254 (1)	0.000	0	N.D.	ng/mld	
35)	Aroclor 1254 (2)	0.000	0	N.D.	ng/mld	
36)	Aroclor 1254 (3)	0.000	0	N.D.	ng/mld	
37)	Aroclor 1254 (4)	0.000	0	N.D.	ng/mld	
38)	Aroclor 1254 (5)	0.000	0	N.D.	ng/mld	
39)	Aroclor 1254 (6)	0.000	0	N.D.	ng/mld	
40)	Aroclor 1254 - AVE	0.000	0	N.D.	ng/mld	
41)	Aroclor 1260 (1)	8.176	10592435	1356.574	ng/ml	
42)	Aroclor 1260 (2)	8.383	13352077	1430.912	ng/ml	
43)	Aroclor 1260 (3)	8.616	13659192	1434.993	ng/ml	
44)	Aroclor 1260 (4)	9.103	20213695	1507.527	ng/ml	
45)	Aroclor 1260 (5)	9.364	12657564	1459.015	ng/ml	✓
46)	Aroclor 1260 (6)	9.936	4820033	1436.799	ng/ml	
47)	Aroclor 1260 - AVE	0.000	0	N.D.	ng/ml	

Quantitation Report (QT Reviewed)

Data Path : S:\DATA\9E24042\requant\
Data File : ECD6R009.D
Signal(s) : ECD2B.CH
Acq On : 24 May 2019 6:08 pm
Operator : MJB/KAK
Sample : 9E24042-CAL7
Misc :
ALS Vial : 9 Sample Multiplier: 1

Integration File: PCB1.e
Quant Time: May 28 10:48:25 2019
Quant Method : T:\METHODS\RECD6_QUANTPCB_190524.M
Quant Title : PCB Data Analysis
QLast Update : Tue May 28 10:06:29 2019
Response via : Initial Calibration
Integrator: ChemStation 6890 Scale Mode: Small noise peaks clipped

	Compound	R.T.	Response	Conc	Units
48)	Aroclor 1262 (1)	0.000	0	N.D.	ng/mld
49)	Aroclor 1262 (2)	0.000	0	N.D.	ng/mld
50)	Aroclor 1262 (3)	0.000	0	N.D.	ng/mld
51)	Aroclor 1262 (4)	0.000	0	N.D.	ng/mld
52)	Aroclor 1262 (5)	0.000	0	N.D.	ng/mld
53)	Aroclor 1262 (6)	0.000	0	N.D.	ng/mld
54)	Aroclor 1262 - AVE	0.000	0	N.D.	ng/mld
55)	Aroclor 1268 (1)	0.000	0	N.D.	ng/mld
56)	Aroclor 1268 (2)	0.000	0	N.D.	ng/mld
57)	Aroclor 1268 (3)	0.000	0	N.D.	ng/mld
58)	Aroclor 1268 (4)	0.000	0	N.D.	ng/mld
59)	Aroclor 1268 (5)	0.000	0	N.D.	ng/mld
60)	Aroclor 1268 (6)	0.000	0	N.D.	ng/mld
61)	Aroclor 1268 - AVE	0.000	0	N.D.	ng/mld

(f)=RT Delta > 1/2 Window (m)=manual int.

Quantitation Report (QT Reviewed)

Data Path : S:\DATA\9E24042\requant\
Data File : ECD6R009.D
Signal(s) : ECD2B.CH
Acq On : 24 May 2019 6:08 pm
Operator : MJB/KAK
Sample : 9E24042-CAL7
Misc :
ALS Vial : 9 Sample Multiplier: 1

Integration File: PCB1.e
Quant Time: May 28 10:48:25 2019
Quant Method : T:\METHODS\RECD6_QUANTPCB_190524.M
Quant Title : PCB Data Analysis
QLast Update : Tue May 28 10:06:29 2019
Response via : Initial Calibration
Integrator: ChemStation 6890 Scale Mode: Small noise peaks clipped

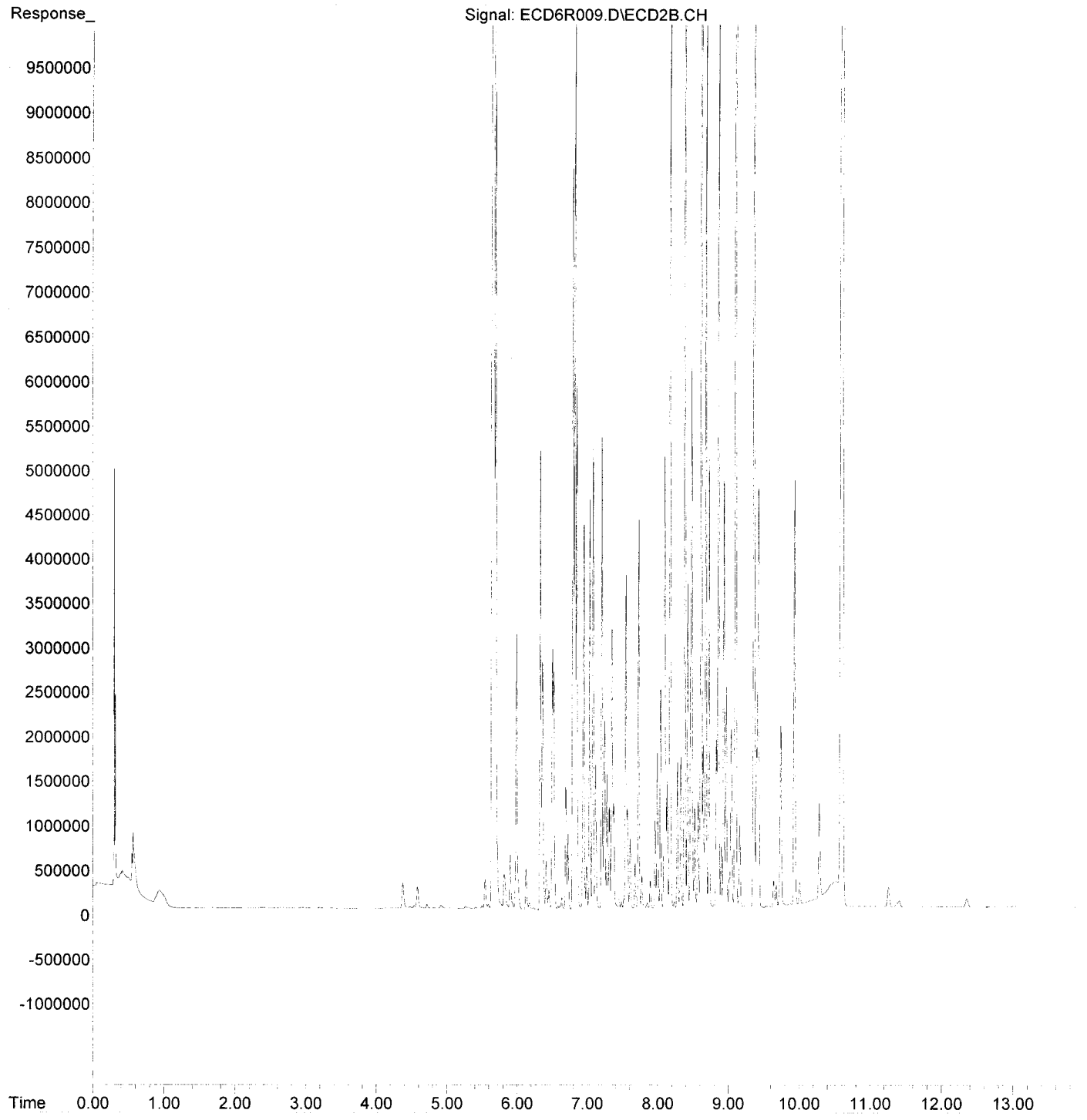

Sequence: C:\HPCHEM\1\SEQUENCE\9E24041.S

Sequence Table (Front Injector):

Method and Injection Info Part:

Line	Location	SampleName	Method	Inj	SampleType	InjVolume	DataFile
1	Vial 2	9E24041-ICB	E6A71717	1	Sample		
2	Vial 3	9E24041-CAL1	E6A71717	1	Sample		
3	Vial 4	9E24041-CAL2	E6A71717	1	Sample		
4	Vial 5	9E24041-CAL3	E6A71717	1	Sample		
5	Vial 6	9E24041-CAL4	E6A71717	1	Sample		
6	Vial 7	9E24041-CAL5	E6A71717	1	Sample		
7	Vial 8	9E24041-CAL6	E6A71717	1	Sample		
8	Vial 9	9E24041-CAL7	E6A71717	1	Sample		
9	Vial 1	Carryover Check	E6A71717	1	Sample		
10	Vial 10	9E24041-ICV1	E6A71717	1	Sample		
11	Vial 11	9E24041-CAL8	E6A71717	1	Sample		
12	Vial 12	9E24041-CAL9	E6A71717	1	Sample		
13	Vial 13	9E24041-CALA	E6A71717	1	Sample		
14	Vial 14	9E24041-CALB	E6A71717	1	Sample		
15	Vial 15	9E24041-CALC	E6A71717	1	Sample		
16	Vial 16	9E24041-CALD	E6A71717	1	Sample		
17	Vial 17	9E24041-CALE	E6A71717	1	Sample		
18	Vial 18	9E24041-ICV2	E6A71717	1	Sample		
19	Vial 19	9E24041-ICV3	E6A71717	1	Sample		
20	Vial 20	9E24041-ICV4	E6A71717	1	Sample		
21	Vial 21	9E24041-ICV5	E6A71717	1	Sample		
22	Vial 1	Isooctane	E6A71717	1	Sample		

Sequence Table (Back Injector):

Method and Injection Info Part:

Line	Location	SampleName	Method	Inj	SampleType	InjVolume	DataFile
1	Vial 51	Isooctane	E6A71717	1	Sample		
2	Vial 2	9E24042-ICB1	E6A71717	1	Sample		
3	Vial 3	9E24042-CAL1	E6A71717	1	Sample		
4	Vial 4	9E24042-CAL2	E6A71717	1	Sample		
5	Vial 5	9E24042-CAL3	E6A71717	1	Sample		
6	Vial 6	9E24042-CAL4	E6A71717	1	Sample		
7	Vial 7	9E24042-CAL5	E6A71717	1	Sample		
8	Vial 8	9E24042-CAL6	E6A71717	1	Sample		
9	Vial 9	9E24042-CAL7	E6A71717	1	Sample		
10	Vial 1	Carryover Check	E6A71717	1	Sample		
11	Vial 10	9E24042-ICV1	E6A71717	1	Sample		
12	Vial 11	9E24042-CAL8	E6A71717	1	Sample		
13	Vial 12	9E24042-CAL9	E6A71717	1	Sample		
14	Vial 13	9E24042-CALA	E6A71717	1	Sample		
15	Vial 14	9E24042-CALB	E6A71717	1	Sample		
16	Vial 15	9E24042-CALC	E6A71717	1	Sample		
17	Vial 16	9E24042-CALD	E6A71717	1	Sample		
18	Vial 17	9E24042-CALE	E6A71717	1	Sample		
19	Vial 18	9E24042-ICV2	E6A71717	1	Sample		
20	Vial 19	9E24042-ICV3	E6A71717	1	Sample		
21	Vial 20	9E24042-ICV4	E6A71717	1	Sample		
22	Vial 21	9E24042-ICV5	E6A71717	1	Sample		

5/28/19

Quantitation Report (QT Reviewed)

Data Path : S:\DATA\9E24042\
Data File : ECD6R003.D
Signal(s) : ECD2B.CH
Acq On : 24 May 2019 4:20 pm
Operator : MJB/KAK
Sample : 9E24042-CAL1
Misc :
ALS Vial : 3 Sample Multiplier: 1

Integration File: PCB1.e
Quant Time: May 28 09:11:35 2019
Quant Method : T:\METHODS\RECD6_QUANTPCB_190524.M
Quant Title : PCB Data Analysis
QLast Update : Tue May 28 09:11:02 2019
Response via : Initial Calibration
Integrator: ChemStation 6890 Scale Mode: Small noise peaks clipped

	Compound	R.T.	Response	Conc Units
	System Monitoring Compounds			
1) S	TCMX (S)	5.650	1140062	9.485 ng/ml
62) S	DCBP (S)	10.599	708525	10.052 ng/ml
	Target Compounds			
2)	Aroclor 1016 (1)	6.329	83241	24.634 ng/ml
3)	Aroclor 1016 (2)	6.820	126011	21.331 ng/ml
4)	Aroclor 1016 (3)	6.947	57642	22.744 ng/ml
5)	Aroclor 1016 (4)	7.034	84825	27.118 ng/ml
6)	Aroclor 1016 (5)	7.078	95544	27.122 ng/ml
7)	Aroclor 1016 (6)	7.204	94000	26.880 ng/ml
8)	Aroclor 1016 - AVE	0.000	0	N.D. ng/ml
9)	Aroclor 1221 (1)	0.000	0	N.D. ng/mld
10)	Aroclor 1221 (2)	0.000	0	N.D. ng/mld
11)	Aroclor 1221 (3)	0.000	0	N.D. ng/mld
12)	Aroclor 1221 - AVE	0.000	0	N.D. ng/mld
13)	Aroclor 1232 (1)	0.000	0	N.D. ng/mld
14)	Aroclor 1232 (2)	0.000	0	N.D. ng/mld
15)	Aroclor 1232 (3)	0.000	0	N.D. ng/mld
16)	Aroclor 1232 (4)	0.000	0	N.D. ng/mld
17)	Aroclor 1232 (5)	0.000	0	N.D. ng/mld
18)	Aroclor 1232 (6)	0.000	0	N.D. ng/mld
19)	Aroclor 1232 - AVE	0.000	0	N.D. ng/mld
20)	Aroclor 1242 (1)	0.000	0	N.D. ng/mld
21)	Aroclor 1242 (2)	0.000	0	N.D. ng/mld
22)	Aroclor 1242 (3)	0.000	0	N.D. ng/mld
23)	Aroclor 1242 (4)	0.000	0	N.D. ng/mld
24)	Aroclor 1242 (5)	0.000	0	N.D. ng/mld
25)	Aroclor 1242 (6)	0.000	0	N.D. ng/mld
26)	Aroclor 1242 - AVE	0.000	0	N.D. ng/mld
27)	Aroclor 1248 (1)	0.000	0	N.D. ng/mld
28)	Aroclor 1248 (2)	0.000	0	N.D. ng/mld
29)	Aroclor 1248 (3)	0.000	0	N.D. ng/mld
30)	Aroclor 1248 (4)	0.000	0	N.D. ng/mld
31)	Aroclor 1248 (5)	0.000	0	N.D. ng/mld
32)	Aroclor 1248 (6)	0.000	0	N.D. ng/mld
33)	Aroclor 1248 - AVE	0.000	0	N.D. ng/mld
34)	Aroclor 1254 (1)	0.000	0	N.D. ng/mld
35)	Aroclor 1254 (2)	0.000	0	N.D. ng/mld
36)	Aroclor 1254 (3)	0.000	0	N.D. ng/mld
37)	Aroclor 1254 (4)	0.000	0	N.D. ng/mld
38)	Aroclor 1254 (5)	0.000	0	N.D. ng/mld
39)	Aroclor 1254 (6)	0.000	0	N.D. ng/mld
40)	Aroclor 1254 - AVE	0.000	0	N.D. ng/mld
41)	Aroclor 1260 (1)	8.175	181326	24.814 ng/ml
42)	Aroclor 1260 (2)	8.382	207112	23.747 ng/ml
43)	Aroclor 1260 (3)	8.615	205087	22.753 ng/ml
44)	Aroclor 1260 (4)	9.102	291798	21.658 ng/ml
45)	Aroclor 1260 (5)	9.364	183606	24.601 ng/ml
46)	Aroclor 1260 (6)	9.936	74929	24.182 ng/ml
47)	Aroclor 1260 - AVE	0.000	0	N.D. ng/ml

5/28/19

Data Path : S:\DATA\9E24042\
Data File : ECD6R003.D
Signal(s) : ECD2B.CH
Acq On : 24 May 2019 4:20 pm
Operator : MJB/KAK
Sample : 9E24042-CAL1
Misc :
ALS Vial : 3 Sample Multiplier: 1

Integration File: PCB1.e
Quant Time: May 28 09:11:35 2019
Quant Method : T:\METHODS\RECD6_QUANTPCB_190524.M
Quant Title : PCB Data Analysis
QLast Update : Tue May 28 09:11:02 2019
Response via : Initial Calibration
Integrator: ChemStation 6890 Scale Mode: Small noise peaks clipped

	Compound	R.T.	Response	Conc	Units
48)	Aroclor 1262 (1)	0.000	0	N.D.	ng/mld
49)	Aroclor 1262 (2)	0.000	0	N.D.	ng/mld
50)	Aroclor 1262 (3)	0.000	0	N.D.	ng/mld
51)	Aroclor 1262 (4)	0.000	0	N.D.	ng/mld
52)	Aroclor 1262 (5)	0.000	0	N.D.	ng/mld
53)	Aroclor 1262 (6)	0.000	0	N.D.	ng/mld
54)	Aroclor 1262 - AVE	0.000	0	N.D.	ng/mld
55)	Aroclor 1268 (1)	0.000	0	N.D.	ng/mld
56)	Aroclor 1268 (2)	0.000	0	N.D.	ng/mld
57)	Aroclor 1268 (3)	0.000	0	N.D.	ng/mld
58)	Aroclor 1268 (4)	0.000	0	N.D.	ng/mld
59)	Aroclor 1268 (5)	0.000	0	N.D.	ng/mld
60)	Aroclor 1268 (6)	0.000	0	N.D.	ng/mld
61)	Aroclor 1268 - AVE	0.000	0	N.D.	ng/mld

(f)=RT Delta > 1/2 Window (m)=manual int.

Quantitation Report (QT Reviewed)

Data Path : S:\DATA\9E24042\
Data File : ECD6R003.D
Signal(s) : ECD2B.CH
Acq On : 24 May 2019 4:20 pm
Operator : MJB/KAK
Sample : 9E24042-CAL1
Misc :
ALS Vial : 3 Sample Multiplier: 1

Integration File: PCB1.e
Quant Time: May 28 09:11:35 2019
Quant Method : T:\METHODS\RECD6_QUANTPCB_190524.M
Quant Title : PCB Data Analysis
QLast Update : Tue May 28 09:11:02 2019
Response via : Initial Calibration
Integrator: ChemStation 6890 Scale Mode: Small noise peaks clipped

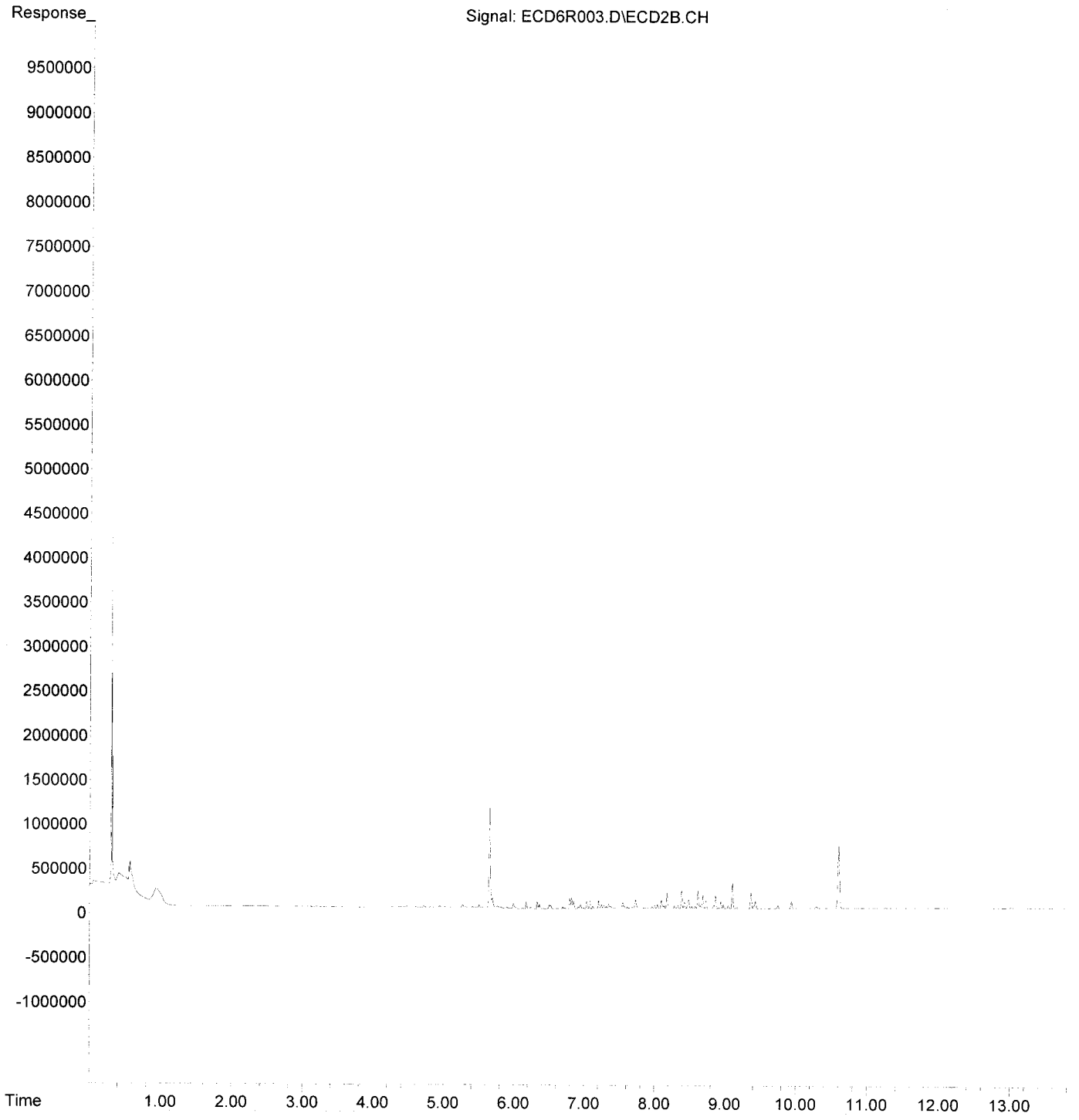

Quantitation Report (QT Reviewed)

Data Path : S:\DATA\9E24042\
Data File : ECD6R004.D
Signal(s) : ECD2B.CH
Acq On : 24 May 2019 4:38 pm
Operator : MJB/KAK
Sample : 9E24042-CAL2
Misc :
ALS Vial : 4 Sample Multiplier: 1

Integration File: PCB1.e
Quant Time: May 28 09:13:17 2019
Quant Method : T:\METHODS\RECD6_QUANTPCB_190524.M
Quant Title : PCB Data Analysis
QLast Update : Tue May 28 09:11:02 2019
Response via : Initial Calibration
Integrator: ChemStation 6890 Scale Mode: Small noise peaks clipped

	Compound	R.T.	Response	Conc	Units
	System Monitoring Compounds				
1) S	TCMX (S)	5.650	2902268	24.146	ng/ml
62) S	DCBP (S)	10.598	1775298	25.187	ng/ml
	Target Compounds				
2)	Aroclor 1016 (1)	6.329	186431	55.171	ng/ml
3)	Aroclor 1016 (2)	6.820	323057	54.686	ng/ml
4)	Aroclor 1016 (3)	6.947	140519	55.445	ng/ml
5)	Aroclor 1016 (4)	7.034	186089	59.491	ng/ml
6)	Aroclor 1016 (5)	7.078	206951	58.747	ng/ml
7)	Aroclor 1016 (6)	7.204	208825	59.715	ng/ml
8)	Aroclor 1016 - AVE	0.000	0	N.D.	ng/ml
9)	Aroclor 1221 (1)	0.000	0	N.D.	ng/mld
10)	Aroclor 1221 (2)	0.000	0	N.D.	ng/mld
11)	Aroclor 1221 (3)	0.000	0	N.D.	ng/mld
12)	Aroclor 1221 - AVE	0.000	0	N.D.	ng/mld
13)	Aroclor 1232 (1)	0.000	0	N.D.	ng/mld
14)	Aroclor 1232 (2)	0.000	0	N.D.	ng/mld
15)	Aroclor 1232 (3)	0.000	0	N.D.	ng/mld
16)	Aroclor 1232 (4)	0.000	0	N.D.	ng/mld
17)	Aroclor 1232 (5)	0.000	0	N.D.	ng/mld
18)	Aroclor 1232 (6)	0.000	0	N.D.	ng/mld
19)	Aroclor 1232 - AVE	0.000	0	N.D.	ng/mld
20)	Aroclor 1242 (1)	0.000	0	N.D.	ng/mld
21)	Aroclor 1242 (2)	0.000	0	N.D.	ng/mld
22)	Aroclor 1242 (3)	0.000	0	N.D.	ng/mld
23)	Aroclor 1242 (4)	0.000	0	N.D.	ng/mld
24)	Aroclor 1242 (5)	0.000	0	N.D.	ng/mld
25)	Aroclor 1242 (6)	0.000	0	N.D.	ng/mld
26)	Aroclor 1242 - AVE	0.000	0	N.D.	ng/mld
27)	Aroclor 1248 (1)	0.000	0	N.D.	ng/mld
28)	Aroclor 1248 (2)	0.000	0	N.D.	ng/mld
29)	Aroclor 1248 (3)	0.000	0	N.D.	ng/mld
30)	Aroclor 1248 (4)	0.000	0	N.D.	ng/mld
31)	Aroclor 1248 (5)	0.000	0	N.D.	ng/mld
32)	Aroclor 1248 (6)	0.000	0	N.D.	ng/mld
33)	Aroclor 1248 - AVE	0.000	0	N.D.	ng/mld
34)	Aroclor 1254 (1)	0.000	0	N.D.	ng/mld
35)	Aroclor 1254 (2)	0.000	0	N.D.	ng/mld
36)	Aroclor 1254 (3)	0.000	0	N.D.	ng/mld
37)	Aroclor 1254 (4)	0.000	0	N.D.	ng/mld
38)	Aroclor 1254 (5)	0.000	0	N.D.	ng/mld
39)	Aroclor 1254 (6)	0.000	0	N.D.	ng/mld
40)	Aroclor 1254 - AVE	0.000	0	N.D.	ng/mld
41)	Aroclor 1260 (1)	8.175	416887	57.050	ng/ml
42)	Aroclor 1260 (2)	8.383	493922	56.632	ng/ml
43)	Aroclor 1260 (3)	8.616	499842	55.453	ng/ml
44)	Aroclor 1260 (4)	9.102	644978	47.872	ng/ml
45)	Aroclor 1260 (5)	9.363	436110	58.434	ng/ml
46)	Aroclor 1260 (6)	9.935	177116	57.161	ng/ml
47)	Aroclor 1260 - AVE	0.000	0	N.D.	ng/mld

5/28/19

Quantitation Report (QT Reviewed)

Data Path : S:\DATA\9E24042\
Data File : ECD6R004.D
Signal(s) : ECD2B.CH
Acq On : 24 May 2019 4:38 pm
Operator : MJB/KAK
Sample : 9E24042-CAL2
Misc :
ALS Vial : 4 Sample Multiplier: 1

Integration File: PCB1.e
Quant Time: May 28 09:13:17 2019
Quant Method : T:\METHODS\RECD6_QUANTPCB_190524.M
Quant Title : PCB Data Analysis
QLast Update : Tue May 28 09:11:02 2019
Response via : Initial Calibration
Integrator: ChemStation 6890 Scale Mode: Small noise peaks clipped

	Compound	R.T.	Response	Conc	Units
48)	Aroclor 1262 (1)	0.000	0	N.D.	ng/mld
49)	Aroclor 1262 (2)	0.000	0	N.D.	ng/mld
50)	Aroclor 1262 (3)	0.000	0	N.D.	ng/mld
51)	Aroclor 1262 (4)	0.000	0	N.D.	ng/mld
52)	Aroclor 1262 (5)	0.000	0	N.D.	ng/mld
53)	Aroclor 1262 (6)	0.000	0	N.D.	ng/mld
54)	Aroclor 1262 - AVE	0.000	0	N.D.	ng/mld
55)	Aroclor 1268 (1)	0.000	0	N.D.	ng/mld
56)	Aroclor 1268 (2)	0.000	0	N.D.	ng/mld
57)	Aroclor 1268 (3)	0.000	0	N.D.	ng/mld
58)	Aroclor 1268 (4)	0.000	0	N.D.	ng/mld
59)	Aroclor 1268 (5)	0.000	0	N.D.	ng/mld
60)	Aroclor 1268 (6)	0.000	0	N.D.	ng/mld
61)	Aroclor 1268 - AVE	0.000	0	N.D.	ng/mld

(f)=RT Delta > 1/2 Window (m)=manual int.

Quantitation Report (QT Reviewed)

Data Path : S:\DATA\9E24042\
Data File : ECD6R004.D
Signal(s) : ECD2B.CH
Acq On : 24 May 2019 4:38 pm
Operator : MJB/KAK
Sample : 9E24042-CAL2
Misc :
ALS Vial : 4 Sample Multiplier: 1

Integration File: PCB1.e
Quant Time: May 28 09:13:17 2019
Quant Method : T:\METHODS\RECD6_QUANTPCB_190524.M
Quant Title : PCB Data Analysis
QLast Update : Tue May 28 09:11:02 2019
Response via : Initial Calibration
Integrator: ChemStation 6890 Scale Mode: Small noise peaks clipped

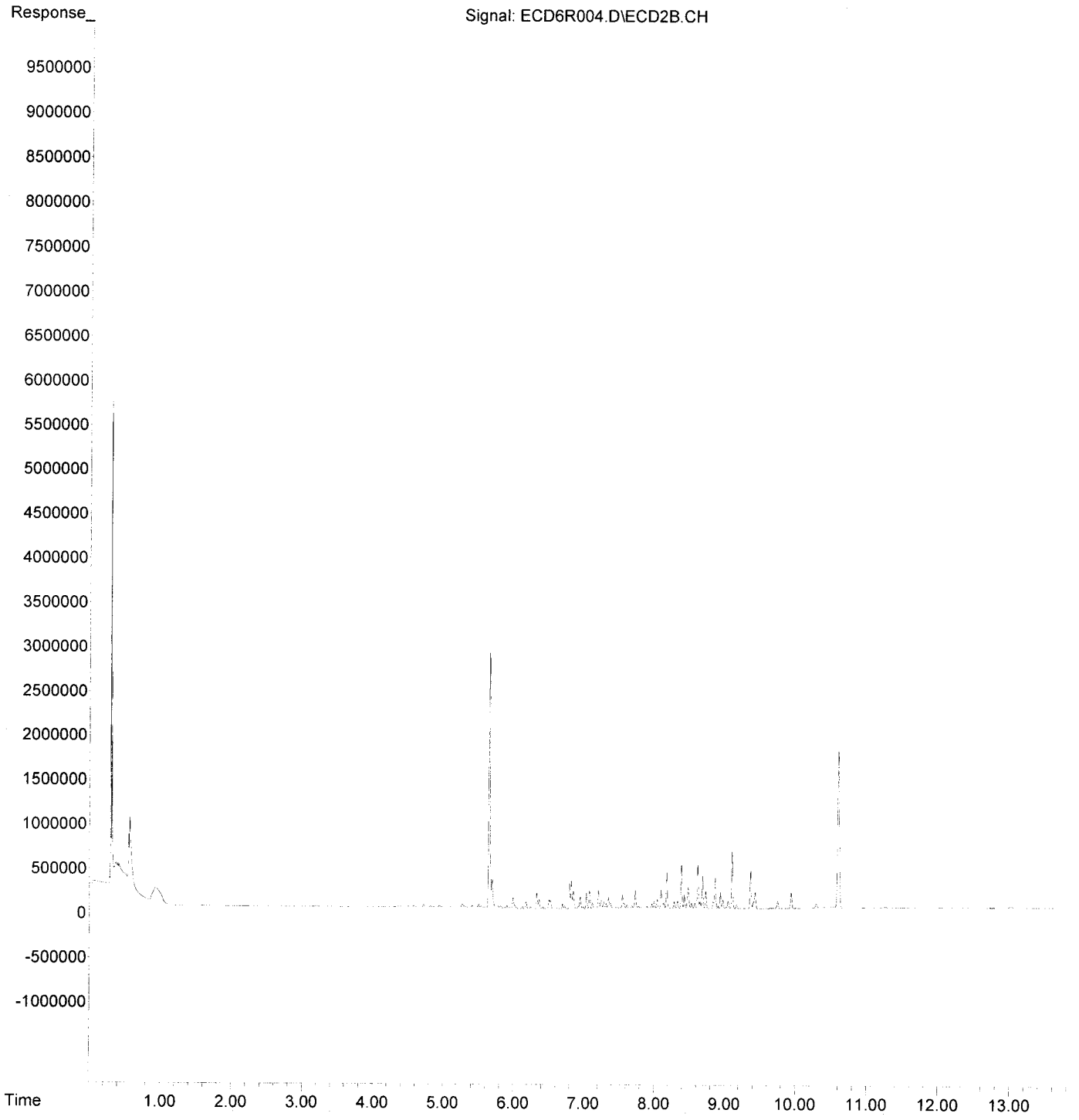

Quantitation Report (QT Reviewed)

Data Path : S:\DATA\9E24042\
Data File : ECD6R005.D
Signal(s) : ECD2B.CH
Acq On : 24 May 2019 4:57 pm
Operator : MJB/KAK
Sample : 9E24042-CAL3
Misc :
ALS Vial : 5 Sample Multiplier: 1

Integration File: PCB1.e
Quant Time: May 28 09:15:28 2019
Quant Method : T:\METHODS\RECD6_QUANTPCB_190524.M
Quant Title : PCB Data Analysis
QLast Update : Tue May 28 09:11:02 2019
Response via : Initial Calibration
Integrator: ChemStation 6890 Scale Mode: Small noise peaks clipped

	Compound	R.T.	Response	Conc	Units
	System Monitoring Compounds				
1) S	TCMX (S)	5.650	6020742	50.091	ng/ml
62) S	DCBP (S)	10.599	3528293	50.058	ng/ml
	Target Compounds				
2)	Aroclor 1016 (1)	6.328	354075	104.782	ng/ml
3)	Aroclor 1016 (2)	6.819	658615	111.489	ng/ml
4)	Aroclor 1016 (3)	6.946	279766	110.388	ng/ml
5)	Aroclor 1016 (4)	7.033	358084	114.476	ng/ml
6)	Aroclor 1016 (5)	7.077	393397	111.673	ng/ml
7)	Aroclor 1016 (6)	7.203	392341	112.193	ng/ml
8)	Aroclor 1016 - AVE	0.000	0	N.D.	ng/ml
9)	Aroclor 1221 (1)	0.000	0	N.D.	ng/mld
10)	Aroclor 1221 (2)	0.000	0	N.D.	ng/mld
11)	Aroclor 1221 (3)	0.000	0	N.D.	ng/mld
12)	Aroclor 1221 - AVE	0.000	0	N.D.	ng/mld
13)	Aroclor 1232 (1)	0.000	0	N.D.	ng/mld
14)	Aroclor 1232 (2)	0.000	0	N.D.	ng/mld
15)	Aroclor 1232 (3)	0.000	0	N.D.	ng/mld
16)	Aroclor 1232 (4)	0.000	0	N.D.	ng/mld
17)	Aroclor 1232 (5)	0.000	0	N.D.	ng/mld
18)	Aroclor 1232 (6)	0.000	0	N.D.	ng/mld
19)	Aroclor 1232 - AVE	0.000	0	N.D.	ng/mld
20)	Aroclor 1242 (1)	0.000	0	N.D.	ng/mld
21)	Aroclor 1242 (2)	0.000	0	N.D.	ng/mld
22)	Aroclor 1242 (3)	0.000	0	N.D.	ng/mld
23)	Aroclor 1242 (4)	0.000	0	N.D.	ng/mld
24)	Aroclor 1242 (5)	0.000	0	N.D.	ng/mld
25)	Aroclor 1242 (6)	0.000	0	N.D.	ng/mld
26)	Aroclor 1242 - AVE	0.000	0	N.D.	ng/mld
27)	Aroclor 1248 (1)	0.000	0	N.D.	ng/mld
28)	Aroclor 1248 (2)	0.000	0	N.D.	ng/mld
29)	Aroclor 1248 (3)	0.000	0	N.D.	ng/mld
30)	Aroclor 1248 (4)	0.000	0	N.D.	ng/mld
31)	Aroclor 1248 (5)	0.000	0	N.D.	ng/mld
32)	Aroclor 1248 (6)	0.000	0	N.D.	ng/mld
33)	Aroclor 1248 - AVE	0.000	0	N.D.	ng/mld
34)	Aroclor 1254 (1)	0.000	0	N.D.	ng/mld
35)	Aroclor 1254 (2)	0.000	0	N.D.	ng/mld
36)	Aroclor 1254 (3)	0.000	0	N.D.	ng/mld
37)	Aroclor 1254 (4)	0.000	0	N.D.	ng/mld
38)	Aroclor 1254 (5)	0.000	0	N.D.	ng/mld
39)	Aroclor 1254 (6)	0.000	0	N.D.	ng/mld
40)	Aroclor 1254 - AVE	0.000	0	N.D.	ng/mld
41)	Aroclor 1260 (1)	8.175	802736	109.852	ng/ml
42)	Aroclor 1260 (2)	8.383	960178	110.093	ng/ml
43)	Aroclor 1260 (3)	8.616	974249	108.085	ng/ml
44)	Aroclor 1260 (4)	9.102	1288990	95.672	ng/ml
45)	Aroclor 1260 (5)	9.364	909805	121.903	ng/ml
46)	Aroclor 1260 (6)	9.936	344056	111.038	ng/ml
47)	Aroclor 1260 - AVE	0.000	0	N.D.	ng/ml

5/28/19

Quantitation Report (QT Reviewed)

Data Path : S:\DATA\9E24042\
Data File : ECD6R005.D
Signal(s) : ECD2B.CH
Acq On : 24 May 2019 4:57 pm
Operator : MJB/KAK
Sample : 9E24042-CAL3
Misc :
ALS Vial : 5 Sample Multiplier: 1

Integration File: PCB1.e
Quant Time: May 28 09:15:28 2019
Quant Method : T:\METHODS\RECD6_QUANTPCB_190524.M
Quant Title : PCB Data Analysis
QLast Update : Tue May 28 09:11:02 2019
Response via : Initial Calibration
Integrator: ChemStation 6890 Scale Mode: Small noise peaks clipped

	Compound	R.T.	Response	Conc	Units
48)	Aroclor 1262 (1)	0.000	0	N.D.	ng/mld
49)	Aroclor 1262 (2)	0.000	0	N.D.	ng/mld
50)	Aroclor 1262 (3)	0.000	0	N.D.	ng/mld
51)	Aroclor 1262 (4)	0.000	0	N.D.	ng/mld
52)	Aroclor 1262 (5)	0.000	0	N.D.	ng/mld
53)	Aroclor 1262 (6)	0.000	0	N.D.	ng/mld
54)	Aroclor 1262 - AVE	0.000	0	N.D.	ng/mld
55)	Aroclor 1268 (1)	0.000	0	N.D.	ng/mld
56)	Aroclor 1268 (2)	0.000	0	N.D.	ng/mld
57)	Aroclor 1268 (3)	0.000	0	N.D.	ng/mld
58)	Aroclor 1268 (4)	0.000	0	N.D.	ng/mld
59)	Aroclor 1268 (5)	0.000	0	N.D.	ng/mld
60)	Aroclor 1268 (6)	0.000	0	N.D.	ng/mld
61)	Aroclor 1268 - AVE	0.000	0	N.D.	ng/mld

(f)=RT Delta > 1/2 Window (m)=manual int.

Quantitation Report (QT Reviewed)

Data Path : S:\DATA\9E24042\
Data File : ECD6R005.D
Signal(s) : ECD2B.CH
Acq On : 24 May 2019 4:57 pm
Operator : MJB/KAK
Sample : 9E24042-CAL3
Misc :
ALS Vial : 5 Sample Multiplier: 1

Integration File: PCB1.e
Quant Time: May 28 09:15:28 2019
Quant Method : T:\METHODS\RECD6_QUANTPCB_190524.M
Quant Title : PCB Data Analysis
QLast Update : Tue May 28 09:11:02 2019
Response via : Initial Calibration
Integrator: ChemStation 6890 Scale Mode: Small noise peaks clipped

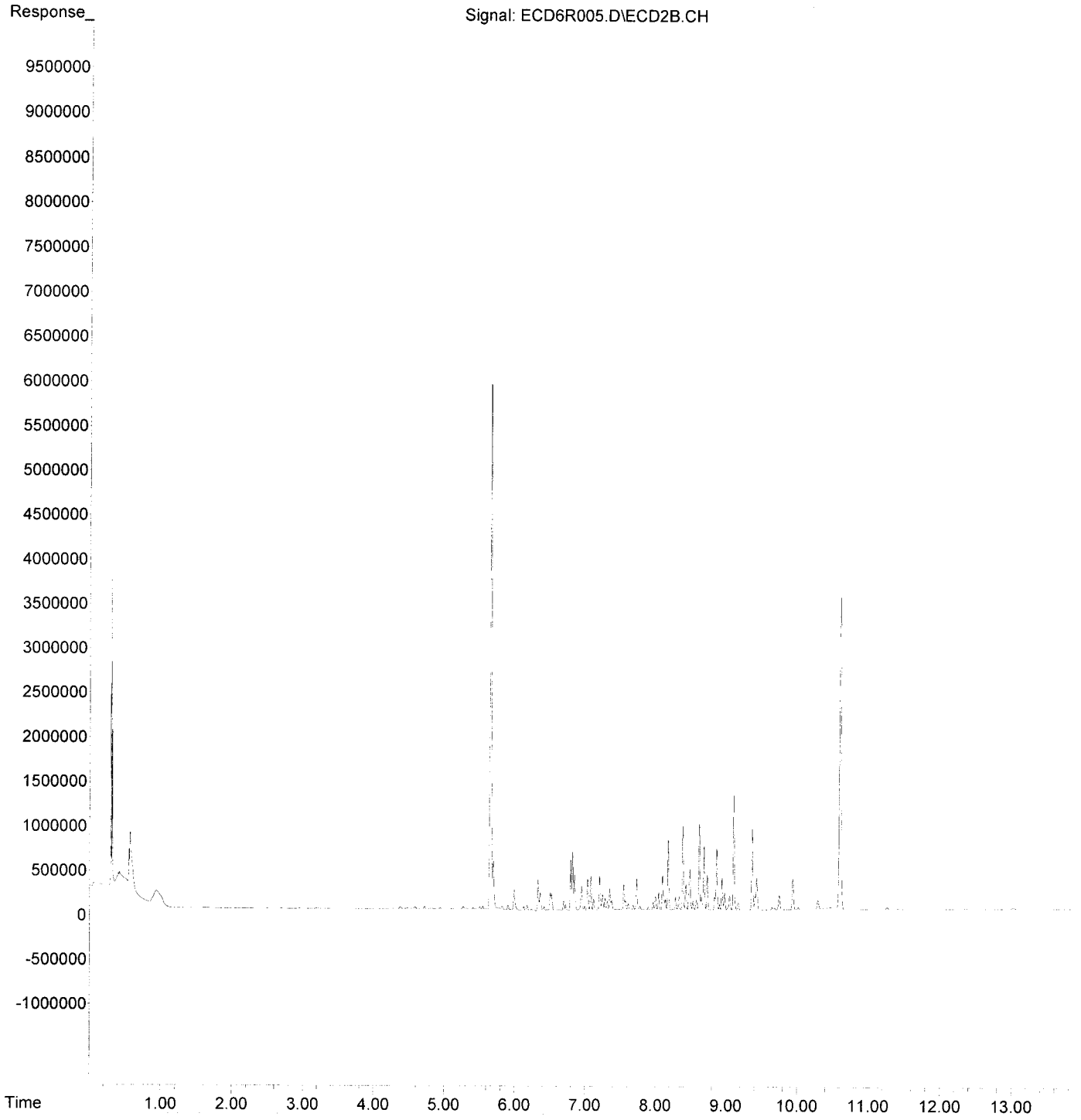

Quantitation Report (QT Reviewed)

Data Path : S:\DATA\9E24042\
Data File : ECD6R006.D
Signal(s) : ECD2B.CH
Acq On : 24 May 2019 5:14 pm
Operator : MJB/KAK
Sample : 9E24042-CAL4
Misc :
ALS Vial : 6 Sample Multiplier: 1

Integration File: PCB1.e
Quant Time: May 28 09:16:24 2019
Quant Method : T:\METHODS\RECD6_QUANTPCB_190524.M
Quant Title : PCB Data Analysis
QLast Update : Tue May 28 09:11:02 2019
Response via : Initial Calibration
Integrator: ChemStation 6890 Scale Mode: Small noise peaks clipped

	Compound	R.T.	Response	Conc	Units
	System Monitoring Compounds				
1) S	TCMX (S)	5.650	11716865	97.481	ng/ml
62) S	DCBP (S)	10.598	6974857	98.957	ng/ml
	Target Compounds				
2)	Aroclor 1016 (1)	6.328	691495	204.636	ng/ml
3)	Aroclor 1016 (2)	6.819	1277113	216.187	ng/ml
4)	Aroclor 1016 (3)	6.946	539642	212.928	ng/ml
5)	Aroclor 1016 (4)	7.033	650441	207.939	ng/ml
6)	Aroclor 1016 (5)	7.077	726495	206.229	ng/ml
7)	Aroclor 1016 (6)	7.203	727377	208.000	ng/ml
8)	Aroclor 1016 - AVE	0.000	0	N.D.	ng/ml
9)	Aroclor 1221 (1)	0.000	0	N.D.	ng/mld
10)	Aroclor 1221 (2)	0.000	0	N.D.	ng/mld
11)	Aroclor 1221 (3)	0.000	0	N.D.	ng/mld
12)	Aroclor 1221 - AVE	0.000	0	N.D.	ng/mld
13)	Aroclor 1232 (1)	0.000	0	N.D.	ng/mld
14)	Aroclor 1232 (2)	0.000	0	N.D.	ng/mld
15)	Aroclor 1232 (3)	0.000	0	N.D.	ng/mld
16)	Aroclor 1232 (4)	0.000	0	N.D.	ng/mld
17)	Aroclor 1232 (5)	0.000	0	N.D.	ng/mld
18)	Aroclor 1232 (6)	0.000	0	N.D.	ng/mld
19)	Aroclor 1232 - AVE	0.000	0	N.D.	ng/mld
20)	Aroclor 1242 (1)	0.000	0	N.D.	ng/mld
21)	Aroclor 1242 (2)	0.000	0	N.D.	ng/mld
22)	Aroclor 1242 (3)	0.000	0	N.D.	ng/mld
23)	Aroclor 1242 (4)	0.000	0	N.D.	ng/mld
24)	Aroclor 1242 (5)	0.000	0	N.D.	ng/mld
25)	Aroclor 1242 (6)	0.000	0	N.D.	ng/mld
26)	Aroclor 1242 - AVE	0.000	0	N.D.	ng/mld
27)	Aroclor 1248 (1)	0.000	0	N.D.	ng/mld
28)	Aroclor 1248 (2)	0.000	0	N.D.	ng/mld
29)	Aroclor 1248 (3)	0.000	0	N.D.	ng/mld
30)	Aroclor 1248 (4)	0.000	0	N.D.	ng/mld
31)	Aroclor 1248 (5)	0.000	0	N.D.	ng/mld
32)	Aroclor 1248 (6)	0.000	0	N.D.	ng/mld
33)	Aroclor 1248 - AVE	0.000	0	N.D.	ng/mld
34)	Aroclor 1254 (1)	0.000	0	N.D.	ng/mld
35)	Aroclor 1254 (2)	0.000	0	N.D.	ng/mld
36)	Aroclor 1254 (3)	0.000	0	N.D.	ng/mld
37)	Aroclor 1254 (4)	0.000	0	N.D.	ng/mld
38)	Aroclor 1254 (5)	0.000	0	N.D.	ng/mld
39)	Aroclor 1254 (6)	0.000	0	N.D.	ng/mld
40)	Aroclor 1254 - AVE	0.000	0	N.D.	ng/mld
41)	Aroclor 1260 (1)	8.175	1472686	201.533	ng/ml
42)	Aroclor 1260 (2)	8.382	1762915	202.134	ng/ml
43)	Aroclor 1260 (3)	8.615	1842921	204.456	ng/ml
44)	Aroclor 1260 (4)	9.102	2510135	186.307	ng/ml
45)	Aroclor 1260 (5)	9.364	1642749	220.109	ng/ml
46)	Aroclor 1260 (6)	9.936	638174	205.960	ng/ml
47)	Aroclor 1260 - AVE	0.000	0	N.D.	ng/mld

5/29/19

Quantitation Report (QT Reviewed)

Data Path : S:\DATA\9E24042\
Data File : ECD6R006.D
Signal(s) : ECD2B.CH
Acq On : 24 May 2019 5:14 pm
Operator : MJB/KAK
Sample : 9E24042-CAL4
Misc :
ALS Vial : 6 Sample Multiplier: 1

Integration File: PCB1.e
Quant Time: May 28 09:16:24 2019
Quant Method : T:\METHODS\RECD6_QUANTPCB_190524.M
Quant Title : PCB Data Analysis
QLast Update : Tue May 28 09:11:02 2019
Response via : Initial Calibration
Integrator: ChemStation 6890 Scale Mode: Small noise peaks clipped

	Compound	R.T.	Response	Conc	Units
48)	Aroclor 1262 (1)	0.000	0	N.D.	ng/mld
49)	Aroclor 1262 (2)	0.000	0	N.D.	ng/mld
50)	Aroclor 1262 (3)	0.000	0	N.D.	ng/mld
51)	Aroclor 1262 (4)	0.000	0	N.D.	ng/mld
52)	Aroclor 1262 (5)	0.000	0	N.D.	ng/mld
53)	Aroclor 1262 (6)	0.000	0	N.D.	ng/mld
54)	Aroclor 1262 - AVE	0.000	0	N.D.	ng/mld
55)	Aroclor 1268 (1)	0.000	0	N.D.	ng/mld
56)	Aroclor 1268 (2)	0.000	0	N.D.	ng/mld
57)	Aroclor 1268 (3)	0.000	0	N.D.	ng/mld
58)	Aroclor 1268 (4)	0.000	0	N.D.	ng/mld
59)	Aroclor 1268 (5)	0.000	0	N.D.	ng/mld
60)	Aroclor 1268 (6)	0.000	0	N.D.	ng/mld
61)	Aroclor 1268 - AVE	0.000	0	N.D.	ng/mld

(f)=RT Delta > 1/2 Window (m)=manual int.

Quantitation Report (QT Reviewed)

Data Path : S:\DATA\9E24042\
Data File : ECD6R006.D
Signal(s) : ECD2B.CH
Acq On : 24 May 2019 5:14 pm
Operator : MJB/KAK
Sample : 9E24042-CAL4
Misc :
ALS Vial : 6 Sample Multiplier: 1

Integration File: PCB1.e
Quant Time: May 28 09:16:24 2019
Quant Method : T:\METHODS\RECD6_QUANTPCB_190524.M
Quant Title : PCB Data Analysis
QLast Update : Tue May 28 09:11:02 2019
Response via : Initial Calibration
Integrator: ChemStation 6890 Scale Mode: Small noise peaks clipped

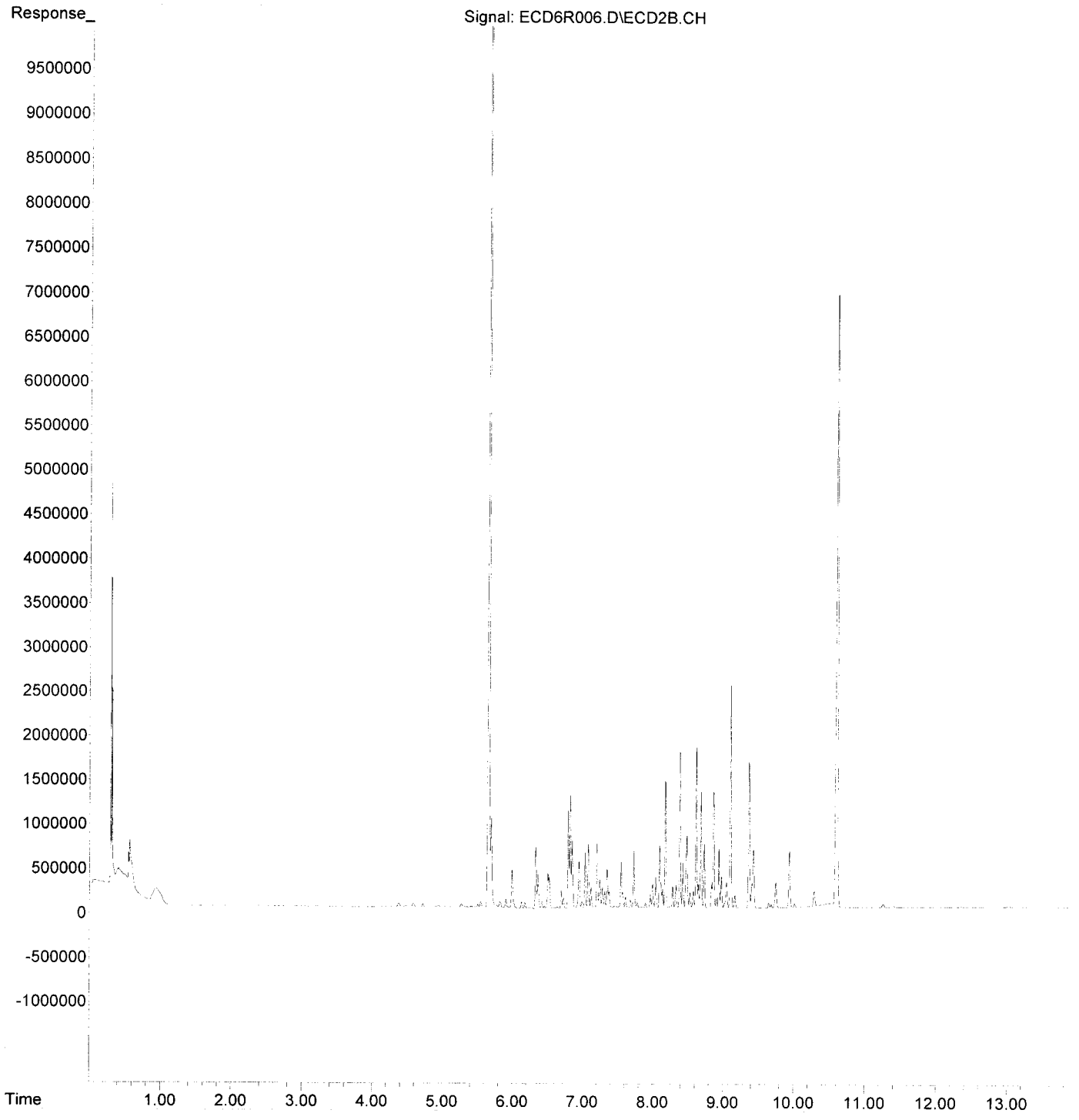

Quantitation Report (QT Reviewed)

Data Path : S:\DATA\9E24042\
Data File : ECD6R007.D
Signal(s) : ECD2B.CH
Acq On : 24 May 2019 5:32 pm
Operator : MJB/KAK
Sample : 9E24042-CAL5
Misc :
ALS Vial : 7 Sample Multiplier: 1

Integration File: PCB1.e
Quant Time: May 28 09:10:07 2019
Quant Method : T:\METHODS\RECD6_QUANTPCB_190524.M
Quant Title : PCB Data Analysis
QLast Update : Tue May 28 09:10:00 2019
Response via : Initial Calibration
Integrator: ChemStation 6890 Scale Mode: Small noise peaks clipped

	Compound	R.T.	Response	Conc	Units
	System Monitoring Compounds				
1) S	TCMX (S)	5.651	32921810	273.901	ng/ml
62) S	DCBP (S)	10.599	19241922	272.999	ng/ml
	Target Compounds				
2)	Aroclor 1016 (1)	6.329	1775987	525.574	ng/ml
3)	Aroclor 1016 (2)	6.819	3390355	573.911	ng/ml
4)	Aroclor 1016 (3)	6.947	1432605	565.267	ng/ml
5)	Aroclor 1016 (4)	7.033	1624282	519.267	ng/ml
6)	Aroclor 1016 (5)	7.077	1873375	531.792	ng/ml
7)	Aroclor 1016 (6)	7.203	1857459	531.157	ng/ml
8)	Aroclor 1016 - AVE	0.000	0	N.D.	ng/ml
9)	Aroclor 1221 (1)	0.000	0	N.D.	ng/mld
10)	Aroclor 1221 (2)	0.000	0	N.D.	ng/mld
11)	Aroclor 1221 (3)	0.000	0	N.D.	ng/mld
12)	Aroclor 1221 - AVE	0.000	0	N.D.	ng/mld
13)	Aroclor 1232 (1)	0.000	0	N.D.	ng/mld
14)	Aroclor 1232 (2)	0.000	0	N.D.	ng/mld
15)	Aroclor 1232 (3)	0.000	0	N.D.	ng/mld
16)	Aroclor 1232 (4)	0.000	0	N.D.	ng/mld
17)	Aroclor 1232 (5)	0.000	0	N.D.	ng/mld
18)	Aroclor 1232 (6)	0.000	0	N.D.	ng/mld
19)	Aroclor 1232 - AVE	0.000	0	N.D.	ng/mld
20)	Aroclor 1242 (1)	0.000	0	N.D.	ng/mld
21)	Aroclor 1242 (2)	0.000	0	N.D.	ng/mld
22)	Aroclor 1242 (3)	0.000	0	N.D.	ng/mld
23)	Aroclor 1242 (4)	0.000	0	N.D.	ng/mld
24)	Aroclor 1242 (5)	0.000	0	N.D.	ng/mld
25)	Aroclor 1242 (6)	0.000	0	N.D.	ng/mld
26)	Aroclor 1242 - AVE	0.000	0	N.D.	ng/mld
27)	Aroclor 1248 (1)	0.000	0	N.D.	ng/mld
28)	Aroclor 1248 (2)	0.000	0	N.D.	ng/mld
29)	Aroclor 1248 (3)	0.000	0	N.D.	ng/mld
30)	Aroclor 1248 (4)	0.000	0	N.D.	ng/mld
31)	Aroclor 1248 (5)	0.000	0	N.D.	ng/mld
32)	Aroclor 1248 (6)	0.000	0	N.D.	ng/mld
33)	Aroclor 1248 - AVE	0.000	0	N.D.	ng/mld
34)	Aroclor 1254 (1)	0.000	0	N.D.	ng/mld
35)	Aroclor 1254 (2)	0.000	0	N.D.	ng/mld
36)	Aroclor 1254 (3)	0.000	0	N.D.	ng/mld
37)	Aroclor 1254 (4)	0.000	0	N.D.	ng/mld
38)	Aroclor 1254 (5)	0.000	0	N.D.	ng/mld
39)	Aroclor 1254 (6)	0.000	0	N.D.	ng/mld
40)	Aroclor 1254 - AVE	0.000	0	N.D.	ng/mld
41)	Aroclor 1260 (1)	8.175	3787481	518.307	ng/ml
42)	Aroclor 1260 (2)	8.382	4569882	523.977	ng/ml
43)	Aroclor 1260 (3)	8.615	4598808	510.199	ng/ml
44)	Aroclor 1260 (4)	9.102	6922321	513.789	ng/ml
45)	Aroclor 1260 (5)	9.364	4337363	581.157	ng/ml
46)	Aroclor 1260 (6)	9.936	1607260	518.716	ng/ml
47)	Aroclor 1260 - AVE	0.000	0	N.D.	ng/mld

5/28/19

Quantitation Report (QT Reviewed)

Data Path : S:\DATA\9E24042\
Data File : ECD6R007.D
Signal(s) : ECD2B.CH
Acq On : 24 May 2019 5:32 pm
Operator : MJB/KAK
Sample : 9E24042-CAL5
Misc :
ALS Vial : 7 Sample Multiplier: 1

Integration File: PCB1.e
Quant Time: May 28 09:10:07 2019
Quant Method : T:\METHODS\RECD6_QUANTPCB_190524.M
Quant Title : PCB Data Analysis
QLast Update : Tue May 28 09:10:00 2019
Response via : Initial Calibration
Integrator: ChemStation 6890 Scale Mode: Small noise peaks clipped

	Compound	R.T.	Response	Conc	Units
48)	Aroclor 1262 (1)	0.000	0	N.D.	ng/mld
49)	Aroclor 1262 (2)	0.000	0	N.D.	ng/mld
50)	Aroclor 1262 (3)	0.000	0	N.D.	ng/mld
51)	Aroclor 1262 (4)	0.000	0	N.D.	ng/mld
52)	Aroclor 1262 (5)	0.000	0	N.D.	ng/mld
53)	Aroclor 1262 (6)	0.000	0	N.D.	ng/mld
54)	Aroclor 1262 - AVE	0.000	0	N.D.	ng/mld
55)	Aroclor 1268 (1)	0.000	0	N.D.	ng/mld
56)	Aroclor 1268 (2)	0.000	0	N.D.	ng/mld
57)	Aroclor 1268 (3)	0.000	0	N.D.	ng/mld
58)	Aroclor 1268 (4)	0.000	0	N.D.	ng/mld
59)	Aroclor 1268 (5)	0.000	0	N.D.	ng/mld
60)	Aroclor 1268 (6)	0.000	0	N.D.	ng/mld
61)	Aroclor 1268 - AVE	0.000	0	N.D.	ng/mld

(f)=RT Delta > 1/2 Window (m)=manual int.

Quantitation Report (QT Reviewed)

Data Path : S:\DATA\9E24042\
Data File : ECD6R007.D
Signal(s) : ECD2B.CH
Acq On : 24 May 2019 5:32 pm
Operator : MJB/KAK
Sample : 9E24042-CAL5
Misc :
ALS Vial : 7 Sample Multiplier: 1

Integration File: PCB1.e
Quant Time: May 28 09:10:07 2019
Quant Method : T:\METHODS\RECD6_QUANTPCB_190524.M
Quant Title : PCB Data Analysis
QLast Update : Tue May 28 09:10:00 2019
Response via : Initial Calibration
Integrator: ChemStation 6890 Scale Mode: Small noise peaks clipped



Quantitation Report (QT Reviewed)

Data Path : S:\DATA\9E24042\
Data File : ECD6R008.D
Signal(s) : ECD2B.CH
Acq On : 24 May 2019 5:50 pm
Operator : MJB/KAK
Sample : 9E24042-CAL6
Misc :
ALS Vial : 8 Sample Multiplier: 1

Integration File: PCB1.e
Quant Time: May 28 09:19:02 2019
Quant Method : T:\METHODS\RECD6_QUANTPCB_190524.M
Quant Title : PCB Data Analysis
QLast Update : Tue May 28 09:11:02 2019
Response via : Initial Calibration
Integrator: ChemStation 6890 Scale Mode: Small noise peaks clipped

	Compound	R.T.	Response	Conc	Units
	System Monitoring Compounds				
1) S	TCMX (S)	5.651	64583922	537.321	ng/ml
62) S	DCBP (S)	10.599	38000201	539.137	ng/ml
	Target Compounds				
2)	Aroclor 1016 (1)	6.328	3420591	1012.267	ng/ml
3)	Aroclor 1016 (2)	6.819	6650350	1125.756	ng/ml
4)	Aroclor 1016 (3)	6.946	2829705	1116.525	ng/ml
5)	Aroclor 1016 (4)	7.033	3073062	982.428	ng/ml
6)	Aroclor 1016 (5)	7.077	3549689	1007.645	ng/ml
7)	Aroclor 1016 (6)	7.203	3473379	993.243	ng/ml
8)	Aroclor 1016 - AVE	0.000	0	N.D.	ng/ml
9)	Aroclor 1221 (1)	0.000	0	N.D.	ng/mld
10)	Aroclor 1221 (2)	0.000	0	N.D.	ng/mld
11)	Aroclor 1221 (3)	0.000	0	N.D.	ng/mld
12)	Aroclor 1221 - AVE	0.000	0	N.D.	ng/mld
13)	Aroclor 1232 (1)	0.000	0	N.D.	ng/mld
14)	Aroclor 1232 (2)	0.000	0	N.D.	ng/mld
15)	Aroclor 1232 (3)	0.000	0	N.D.	ng/mld
16)	Aroclor 1232 (4)	0.000	0	N.D.	ng/mld
17)	Aroclor 1232 (5)	0.000	0	N.D.	ng/mld
18)	Aroclor 1232 (6)	0.000	0	N.D.	ng/mld
19)	Aroclor 1232 - AVE	0.000	0	N.D.	ng/mld
20)	Aroclor 1242 (1)	0.000	0	N.D.	ng/mld
21)	Aroclor 1242 (2)	0.000	0	N.D.	ng/mld
22)	Aroclor 1242 (3)	0.000	0	N.D.	ng/mld
23)	Aroclor 1242 (4)	0.000	0	N.D.	ng/mld
24)	Aroclor 1242 (5)	0.000	0	N.D.	ng/mld
25)	Aroclor 1242 (6)	0.000	0	N.D.	ng/mld
26)	Aroclor 1242 - AVE	0.000	0	N.D.	ng/mld
27)	Aroclor 1248 (1)	0.000	0	N.D.	ng/mld
28)	Aroclor 1248 (2)	0.000	0	N.D.	ng/mld
29)	Aroclor 1248 (3)	0.000	0	N.D.	ng/mld
30)	Aroclor 1248 (4)	0.000	0	N.D.	ng/mld
31)	Aroclor 1248 (5)	0.000	0	N.D.	ng/mld
32)	Aroclor 1248 (6)	0.000	0	N.D.	ng/mld
33)	Aroclor 1248 - AVE	0.000	0	N.D.	ng/mld
34)	Aroclor 1254 (1)	0.000	0	N.D.	ng/mld
35)	Aroclor 1254 (2)	0.000	0	N.D.	ng/mld
36)	Aroclor 1254 (3)	0.000	0	N.D.	ng/mld
37)	Aroclor 1254 (4)	0.000	0	N.D.	ng/mld
38)	Aroclor 1254 (5)	0.000	0	N.D.	ng/mld
39)	Aroclor 1254 (6)	0.000	0	N.D.	ng/mld
40)	Aroclor 1254 - AVE	0.000	0	N.D.	ng/mld
41)	Aroclor 1260 (1)	8.175	7226150	988.880	ng/ml
42)	Aroclor 1260 (2)	8.382	8626617	989.117	ng/ml
43)	Aroclor 1260 (3)	8.615	9118535	1011.624	ng/ml
44)	Aroclor 1260 (4)	9.102	13609113	1010.097	ng/ml
45)	Aroclor 1260 (5)	9.363	8400544	1125.577	ng/ml
46)	Aroclor 1260 (6)	9.935	3134844	1011.719	ng/ml
47)	Aroclor 1260 - AVE	0.000	0	N.D.	ng/mld

5/28/19

Quantitation Report (QT Reviewed)

Data Path : S:\DATA\9E24042\
Data File : ECD6R008.D
Signal(s) : ECD2B.CH
Acq On : 24 May 2019 5:50 pm
Operator : MJB/KAK
Sample : 9E24042-CAL6
Misc :
ALS Vial : 8 Sample Multiplier: 1

Integration File: PCB1.e
Quant Time: May 28 09:19:02 2019
Quant Method : T:\METHODS\RECD6_QUANTPCB_190524.M
Quant Title : PCB Data Analysis
QLast Update : Tue May 28 09:11:02 2019
Response via : Initial Calibration
Integrator: ChemStation 6890 Scale Mode: Small noise peaks clipped

	Compound	R.T.	Response	Conc	Units
48)	Aroclor 1262 (1)	0.000	0	N.D.	ng/mld
49)	Aroclor 1262 (2)	0.000	0	N.D.	ng/mld
50)	Aroclor 1262 (3)	0.000	0	N.D.	ng/mld
51)	Aroclor 1262 (4)	0.000	0	N.D.	ng/mld
52)	Aroclor 1262 (5)	0.000	0	N.D.	ng/mld
53)	Aroclor 1262 (6)	0.000	0	N.D.	ng/mld
54)	Aroclor 1262 - AVE	0.000	0	N.D.	ng/mld
55)	Aroclor 1268 (1)	0.000	0	N.D.	ng/mld
56)	Aroclor 1268 (2)	0.000	0	N.D.	ng/mld
57)	Aroclor 1268 (3)	0.000	0	N.D.	ng/mld
58)	Aroclor 1268 (4)	0.000	0	N.D.	ng/mld
59)	Aroclor 1268 (5)	0.000	0	N.D.	ng/mld
60)	Aroclor 1268 (6)	0.000	0	N.D.	ng/mld
61)	Aroclor 1268 - AVE	0.000	0	N.D.	ng/mld

(f)=RT Delta > 1/2 Window (m)=manual int.

07/03/19 Anchor Port of Portland - T4 - PDI Page 649 of 1512

Quantitation Report (QT Reviewed)

Data Path : S:\DATA\9E24042\
Data File : ECD6R008.D
Signal(s) : ECD2B.CH
Acq On : 24 May 2019 5:50 pm
Operator : MJB/KAK
Sample : 9E24042-CAL6
Misc :
ALS Vial : 8 Sample Multiplier: 1

Integration File: PCB1.e
Quant Time: May 28 09:19:02 2019
Quant Method : T:\METHODS\RECD6_QUANTPCB_190524.M
Quant Title : PCB Data Analysis
QLast Update : Tue May 28 09:11:02 2019
Response via : Initial Calibration
Integrator: ChemStation 6890 Scale Mode: Small noise peaks clipped

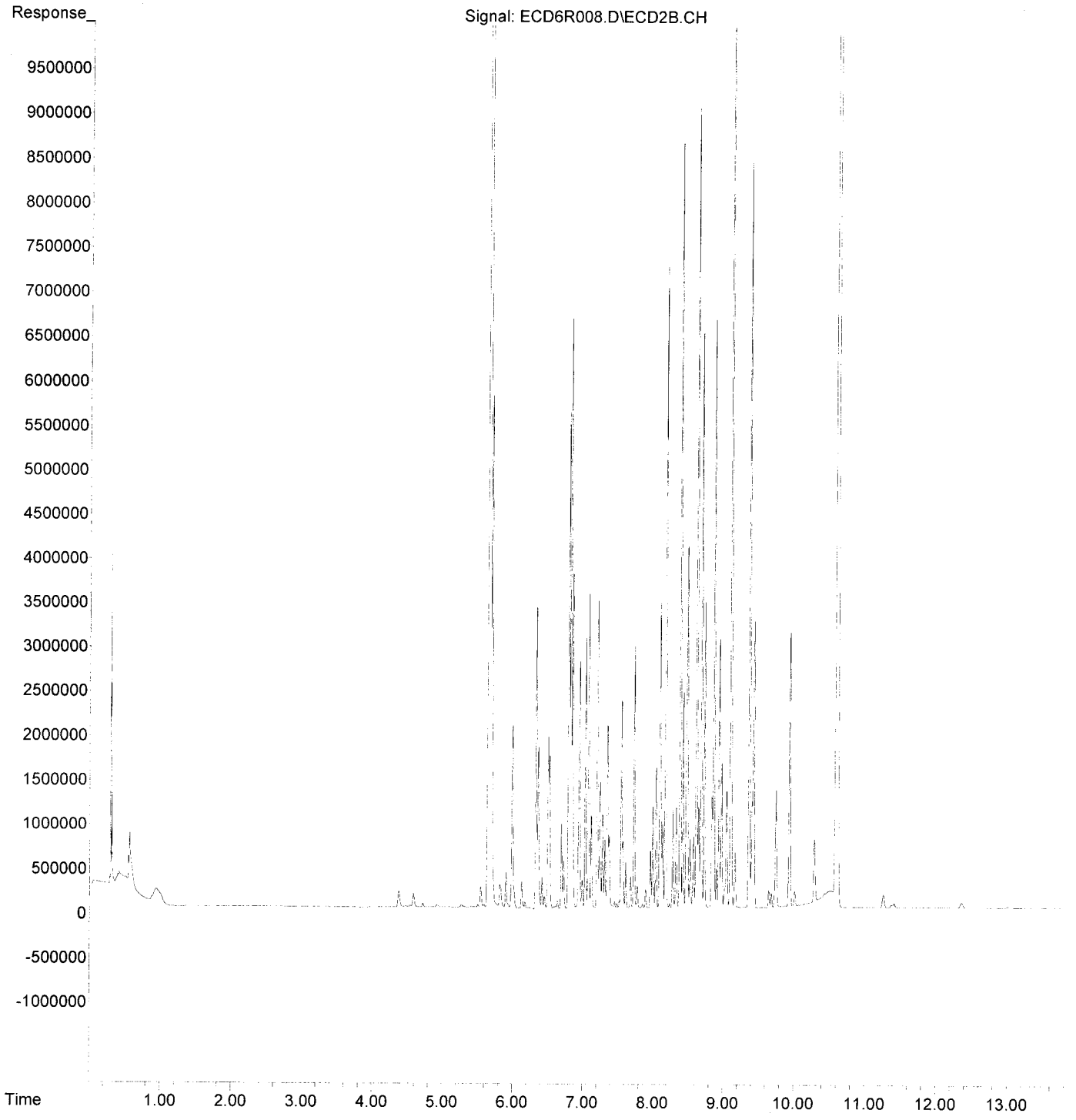

Quantitation Report (QT Reviewed)

Data Path : S:\DATA\9E24042\
Data File : ECD6R009.D
Signal(s) : ECD2B.CH
Acq On : 24 May 2019 6:08 pm
Operator : MJB/KAK
Sample : 9E24042-CAL7
Misc :
ALS Vial : 9 Sample Multiplier: 1

Integration File: PCB1.e
Quant Time: May 28 09:22:05 2019
Quant Method : T:\METHODS\RECD6_QUANTPCB_190524.M
Quant Title : PCB Data Analysis
QLast Update : Tue May 28 09:11:02 2019
Response via : Initial Calibration
Integrator: ChemStation 6890 Scale Mode: Small noise peaks clipped

	Compound	R.T.	Response	Conc	Units
	System Monitoring Compounds				
1) S	TCMX (S)	5.652	107689970	895.952	ng/ml
62) S	DCBP (S)	10.601	63755437	904.545	ng/ml
	Target Compounds				
2)	Aroclor 1016 (1)	6.329	5175491	1531.600	ng/ml
3)	Aroclor 1016 (2)	6.820	9941009	1682.791	ng/ml
4)	Aroclor 1016 (3)	6.947	4327875	1707.662	ng/ml
5)	Aroclor 1016 (4)	7.034	4615121	1475.409	ng/ml
6)	Aroclor 1016 (5)	7.078	5236350	1486.436	ng/ml
7)	Aroclor 1016 (6)	7.204	5317620	1520.620	ng/ml
8)	Aroclor 1016 - AVE	0.000	0	N.D.	ng/ml
9)	Aroclor 1221 (1)	0.000	0	N.D.	ng/mld
10)	Aroclor 1221 (2)	0.000	0	N.D.	ng/mld
11)	Aroclor 1221 (3)	0.000	0	N.D.	ng/mld
12)	Aroclor 1221 - AVE	0.000	0	N.D.	ng/mld
13)	Aroclor 1232 (1)	0.000	0	N.D.	ng/mld
14)	Aroclor 1232 (2)	0.000	0	N.D.	ng/mld
15)	Aroclor 1232 (3)	0.000	0	N.D.	ng/mld
16)	Aroclor 1232 (4)	0.000	0	N.D.	ng/mld
17)	Aroclor 1232 (5)	0.000	0	N.D.	ng/mld
18)	Aroclor 1232 (6)	0.000	0	N.D.	ng/mld
19)	Aroclor 1232 - AVE	0.000	0	N.D.	ng/mld
20)	Aroclor 1242 (1)	0.000	0	N.D.	ng/mld
21)	Aroclor 1242 (2)	0.000	0	N.D.	ng/mld
22)	Aroclor 1242 (3)	0.000	0	N.D.	ng/mld
23)	Aroclor 1242 (4)	0.000	0	N.D.	ng/mld
24)	Aroclor 1242 (5)	0.000	0	N.D.	ng/mld
25)	Aroclor 1242 (6)	0.000	0	N.D.	ng/mld
26)	Aroclor 1242 - AVE	0.000	0	N.D.	ng/mld
27)	Aroclor 1248 (1)	0.000	0	N.D.	ng/mld
28)	Aroclor 1248 (2)	0.000	0	N.D.	ng/mld
29)	Aroclor 1248 (3)	0.000	0	N.D.	ng/mld
30)	Aroclor 1248 (4)	0.000	0	N.D.	ng/mld
31)	Aroclor 1248 (5)	0.000	0	N.D.	ng/mld
32)	Aroclor 1248 (6)	0.000	0	N.D.	ng/mld
33)	Aroclor 1248 - AVE	0.000	0	N.D.	ng/mld
34)	Aroclor 1254 (1)	0.000	0	N.D.	ng/mld
35)	Aroclor 1254 (2)	0.000	0	N.D.	ng/mld
36)	Aroclor 1254 (3)	0.000	0	N.D.	ng/mld
37)	Aroclor 1254 (4)	0.000	0	N.D.	ng/mld
38)	Aroclor 1254 (5)	0.000	0	N.D.	ng/mld
39)	Aroclor 1254 (6)	0.000	0	N.D.	ng/mld
40)	Aroclor 1254 - AVE	0.000	0	N.D.	ng/mld
41)	Aroclor 1260 (1)	8.176	10592435	1449.547	ng/ml
42)	Aroclor 1260 (2)	8.383	13352077	1530.932	ng/ml
43)	Aroclor 1260 (3)	8.616	13659192	1515.371	ng/ml
44)	Aroclor 1260 (4)	9.103	20213695	1500.303	ng/ml
45)	Aroclor 1260 (5)	9.364	12657564	1695.968	ng/ml
46)	Aroclor 1260 (6)	9.936	4820033	1555.585	ng/ml
47)	Aroclor 1260 - AVE	0.000	0	N.D.	ng/ml

5/28/19

Quantitation Report (QT Reviewed)

Data Path : S:\DATA\9E24042\
Data File : ECD6R009.D
Signal(s) : ECD2B.CH
Acq On : 24 May 2019 6:08 pm
Operator : MJB/KAK
Sample : 9E24042-CAL7
Misc :
ALS Vial : 9 Sample Multiplier: 1

Integration File: PCB1.e
Quant Time: May 28 09:22:05 2019
Quant Method : T:\METHODS\RECD6_QUANTPCB_190524.M
Quant Title : PCB Data Analysis
QLast Update : Tue May 28 09:11:02 2019
Response via : Initial Calibration
Integrator: ChemStation 6890 Scale Mode: Small noise peaks clipped

	Compound	R.T.	Response	Conc	Units
48)	Aroclor 1262 (1)	0.000	0	N.D.	ng/mld
49)	Aroclor 1262 (2)	0.000	0	N.D.	ng/mld
50)	Aroclor 1262 (3)	0.000	0	N.D.	ng/mld
51)	Aroclor 1262 (4)	0.000	0	N.D.	ng/mld
52)	Aroclor 1262 (5)	0.000	0	N.D.	ng/mld
53)	Aroclor 1262 (6)	0.000	0	N.D.	ng/mld
54)	Aroclor 1262 - AVE	0.000	0	N.D.	ng/mld
55)	Aroclor 1268 (1)	0.000	0	N.D.	ng/mld
56)	Aroclor 1268 (2)	0.000	0	N.D.	ng/mld
57)	Aroclor 1268 (3)	0.000	0	N.D.	ng/mld
58)	Aroclor 1268 (4)	0.000	0	N.D.	ng/mld
59)	Aroclor 1268 (5)	0.000	0	N.D.	ng/mld
60)	Aroclor 1268 (6)	0.000	0	N.D.	ng/mld
61)	Aroclor 1268 - AVE	0.000	0	N.D.	ng/mld

(f)=RT Delta > 1/2 Window (m)=manual int.

Quantitation Report (QT Reviewed)

Data Path : S:\DATA\9E24042\
Data File : ECD6R009.D
Signal(s) : ECD2B.CH
Acq On : 24 May 2019 6:08 pm
Operator : MJB/KAK
Sample : 9E24042-CAL7
Misc :
ALS Vial : 9 Sample Multiplier: 1

Integration File: PCB1.e
Quant Time: May 28 09:22:05 2019
Quant Method : T:\METHODS\RECD6_QUANTPCB_190524.M
Quant Title : PCB Data Analysis
QLast Update : Tue May 28 09:11:02 2019
Response via : Initial Calibration
Integrator: ChemStation 6890 Scale Mode: Small noise peaks clipped

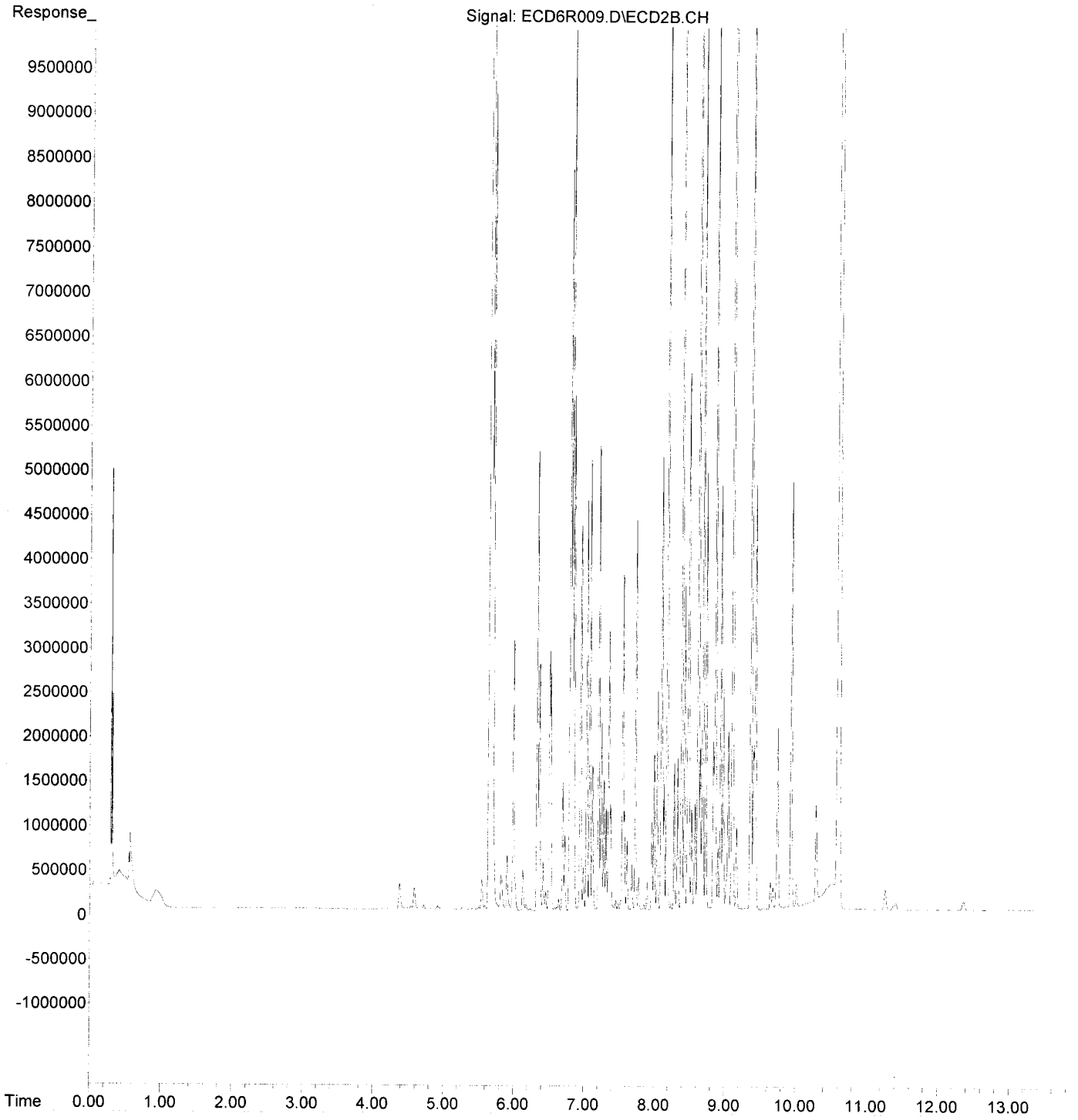

Quantitation Report (QT Reviewed)

Data Path : S:\DATA\9E24042\
Data File : ECD6R012.D
Signal(s) : ECD2B.CH
Acq On : 24 May 2019 7:02 pm
Operator : MJB/KAK
Sample : 9E24042-CAL8
Misc :
ALS Vial : 11 Sample Multiplier: 1

Integration File: PCB1.e
Quant Time: May 28 09:23:30 2019
Quant Method : T:\METHODS\RECD6_QUANTPCB_190524.M
Quant Title : PCB Data Analysis
QLast Update : Tue May 28 09:23:25 2019
Response via : Initial Calibration
Integrator: ChemStation 6890 Scale Mode: Small noise peaks clipped

	Compound	R.T.	Response	Conc	Units
	System Monitoring Compounds				
1) S	TCMX (S)	0.000	0	N.D.	ng/mld
62) S	DCBP (S)	0.000	0	N.D.	ng/mld
	Target Compounds				
2)	Aroclor 1016 (1)	0.000	0	N.D.	ng/mld
3)	Aroclor 1016 (2)	0.000	0	N.D.	ng/mld
4)	Aroclor 1016 (3)	0.000	0	N.D.	ng/mld
5)	Aroclor 1016 (4)	0.000	0	N.D.	ng/mld
6)	Aroclor 1016 (5)	0.000	0	N.D.	ng/mld
7)	Aroclor 1016 (6)	0.000	0	N.D.	ng/mld
8)	Aroclor 1016 - AVE	0.000	0	N.D.	ng/mld
9)	Aroclor 1221 (1)	5.829	521957	536.965	ng/ml
10)	Aroclor 1221 (2)	5.902	484895	526.467	ng/ml
11)	Aroclor 1221 (3)	5.990	1663602	532.328	ng/ml
12)	Aroclor 1221 - AVE	0.000	0	N.D.	ng/ml
13)	Aroclor 1232 (1)	0.000	0	N.D.	ng/mld
14)	Aroclor 1232 (2)	0.000	0	N.D.	ng/mld
15)	Aroclor 1232 (3)	0.000	0	N.D.	ng/mld
16)	Aroclor 1232 (4)	0.000	0	N.D.	ng/mld
17)	Aroclor 1232 (5)	0.000	0	N.D.	ng/mld
18)	Aroclor 1232 (6)	0.000	0	N.D.	ng/mld
19)	Aroclor 1232 - AVE	0.000	0	N.D.	ng/mld
20)	Aroclor 1242 (1)	0.000	0	N.D.	ng/mld
21)	Aroclor 1242 (2)	0.000	0	N.D.	ng/mld
22)	Aroclor 1242 (3)	0.000	0	N.D.	ng/mld
23)	Aroclor 1242 (4)	0.000	0	N.D.	ng/mld
24)	Aroclor 1242 (5)	0.000	0	N.D.	ng/mld
25)	Aroclor 1242 (6)	0.000	0	N.D.	ng/mld
26)	Aroclor 1242 - AVE	0.000	0	N.D.	ng/mld
27)	Aroclor 1248 (1)	0.000	0	N.D.	ng/mld
28)	Aroclor 1248 (2)	0.000	0	N.D.	ng/mld
29)	Aroclor 1248 (3)	0.000	0	N.D.	ng/mld
30)	Aroclor 1248 (4)	0.000	0	N.D.	ng/mld
31)	Aroclor 1248 (5)	0.000	0	N.D.	ng/mld
32)	Aroclor 1248 (6)	0.000	0	N.D.	ng/mld
33)	Aroclor 1248 - AVE	0.000	0	N.D.	ng/mld
34)	Aroclor 1254 (1)	0.000	0	N.D.	ng/mld
35)	Aroclor 1254 (2)	0.000	0	N.D.	ng/mld
36)	Aroclor 1254 (3)	0.000	0	N.D.	ng/mld
37)	Aroclor 1254 (4)	0.000	0	N.D.	ng/mld
38)	Aroclor 1254 (5)	0.000	0	N.D.	ng/mld
39)	Aroclor 1254 (6)	0.000	0	N.D.	ng/mld
40)	Aroclor 1254 - AVE	0.000	0	N.D.	ng/mld
41)	Aroclor 1260 (1)	0.000	0	N.D.	ng/mld
42)	Aroclor 1260 (2)	0.000	0	N.D.	ng/mld
43)	Aroclor 1260 (3)	0.000	0	N.D.	ng/mld
44)	Aroclor 1260 (4)	0.000	0	N.D.	ng/mld
45)	Aroclor 1260 (5)	0.000	0	N.D.	ng/mld
46)	Aroclor 1260 (6)	0.000	0	N.D.	ng/mld
47)	Aroclor 1260 - AVE	0.000	0	N.D.	ng/mld

5/28/19

Quantitation Report (QT Reviewed)

Data Path : S:\DATA\9E24042\
Data File : ECD6R012.D
Signal(s) : ECD2B.CH
Acq On : 24 May 2019 7:02 pm
Operator : MJB/KAK
Sample : 9E24042-CAL8
Misc :
ALS Vial : 11 Sample Multiplier: 1

Integration File: PCB1.e
Quant Time: May 28 09:23:30 2019
Quant Method : T:\METHODS\RECD6_QUANTPCB_190524.M
Quant Title : PCB Data Analysis
QLast Update : Tue May 28 09:23:25 2019
Response via : Initial Calibration
Integrator: ChemStation 6890 Scale Mode: Small noise peaks clipped

	Compound	R.T.	Response	Conc	Units
48)	Aroclor 1262 (1)	0.000	0	N.D.	ng/mld
49)	Aroclor 1262 (2)	0.000	0	N.D.	ng/mld
50)	Aroclor 1262 (3)	0.000	0	N.D.	ng/mld
51)	Aroclor 1262 (4)	0.000	0	N.D.	ng/mld
52)	Aroclor 1262 (5)	0.000	0	N.D.	ng/mld
53)	Aroclor 1262 (6)	0.000	0	N.D.	ng/mld
54)	Aroclor 1262 - AVE	0.000	0	N.D.	ng/mld
55)	Aroclor 1268 (1)	0.000	0	N.D.	ng/mld
56)	Aroclor 1268 (2)	0.000	0	N.D.	ng/mld
57)	Aroclor 1268 (3)	0.000	0	N.D.	ng/mld
58)	Aroclor 1268 (4)	0.000	0	N.D.	ng/mld
59)	Aroclor 1268 (5)	0.000	0	N.D.	ng/mld
60)	Aroclor 1268 (6)	0.000	0	N.D.	ng/mld
61)	Aroclor 1268 - AVE	0.000	0	N.D.	ng/mld

(f)=RT Delta > 1/2 Window (m)=manual int.

Quantitation Report (QT Reviewed)

Data Path : S:\DATA\9E24042\
Data File : ECD6R012.D
Signal(s) : ECD2B.CH
Acq On : 24 May 2019 7:02 pm
Operator : MJB/KAK
Sample : 9E24042-CAL8
Misc :
ALS Vial : 11 Sample Multiplier: 1

Integration File: PCB1.e
Quant Time: May 28 09:23:30 2019
Quant Method : T:\METHODS\RECD6_QUANTPCB_190524.M
Quant Title : PCB Data Analysis
QLast Update : Tue May 28 09:23:25 2019
Response via : Initial Calibration
Integrator: ChemStation 6890 Scale Mode: Small noise peaks clipped

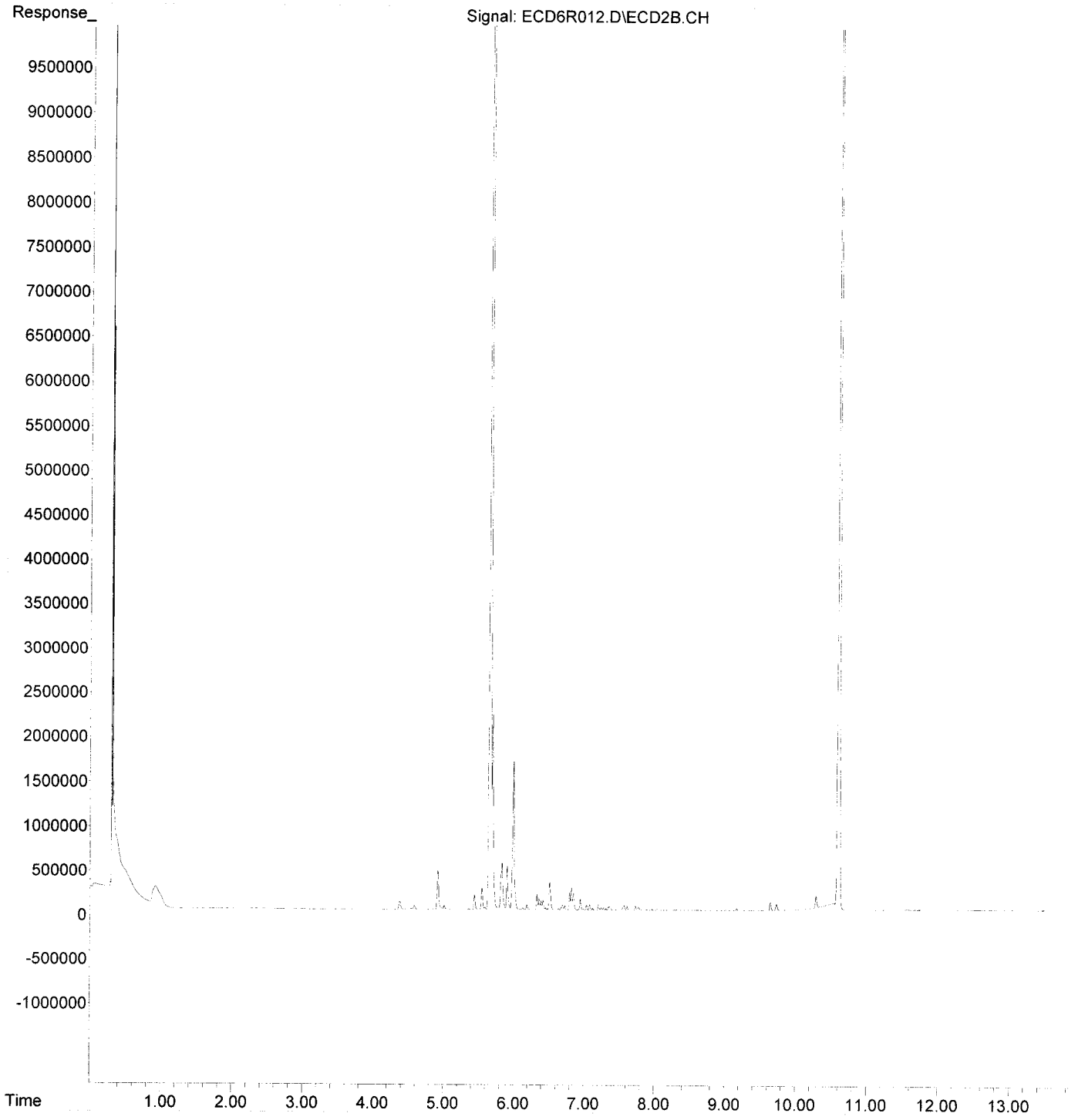

Quantitation Report (QT Reviewed)

Data Path : S:\DATA\9E24042\
Data File : ECD6R013.D
Signal(s) : ECD2B.CH
Acq On : 24 May 2019 7:20 pm
Operator : MJB/KAK
Sample : 9E24042-CAL9
Misc :
ALS Vial : 12 Sample Multiplier: 1

Integration File: PCB1.e
Quant Time: May 28 09:24:51 2019
Quant Method : T:\METHODS\RECD6_QUANTPCB_190524.M
Quant Title : PCB Data Analysis
QLast Update : Tue May 28 09:24:44 2019
Response via : Initial Calibration
Integrator: ChemStation 6890 Scale Mode: Small noise peaks clipped

	Compound	R.T.	Response	Conc	Units
	System Monitoring Compounds				
1)	S TCMX (S)	0.000	0	N.D.	ng/mld
62)	S DCBP (S)	0.000	0	N.D.	ng/mld
	Target Compounds				
2)	Aroclor 1016 (1)	0.000	0	N.D.	ng/mld
3)	Aroclor 1016 (2)	0.000	0	N.D.	ng/mld
4)	Aroclor 1016 (3)	0.000	0	N.D.	ng/mld
5)	Aroclor 1016 (4)	0.000	0	N.D.	ng/mld
6)	Aroclor 1016 (5)	0.000	0	N.D.	ng/mld
7)	Aroclor 1016 (6)	0.000	0	N.D.	ng/mld
8)	Aroclor 1016 - AVE	0.000	0	N.D.	ng/mld
9)	Aroclor 1221 (1)	0.000	0	N.D.	ng/mld
10)	Aroclor 1221 (2)	0.000	0	N.D.	ng/mld
11)	Aroclor 1221 (3)	0.000	0	N.D.	ng/mld
12)	Aroclor 1221 - AVE	0.000	0	N.D.	ng/mld
13)	Aroclor 1232 (1)	5.991	1351761	536.880	ng/ml
14)	Aroclor 1232 (2)	6.328	841142	538.971	ng/ml
15)	Aroclor 1232 (3)	6.819	1441040	534.893	ng/ml
16)	Aroclor 1232 (4)	7.033	603428	556.038	ng/ml
17)	Aroclor 1232 (5)	7.078	658614	522.215	ng/ml
18)	Aroclor 1232 (6)	7.203	718507	547.432	ng/ml
19)	Aroclor 1232 - AVE	0.000	0	N.D.	ng/ml
20)	Aroclor 1242 (1)	0.000	0	N.D.	ng/mld
21)	Aroclor 1242 (2)	0.000	0	N.D.	ng/mld
22)	Aroclor 1242 (3)	0.000	0	N.D.	ng/mld
23)	Aroclor 1242 (4)	0.000	0	N.D.	ng/mld
24)	Aroclor 1242 (5)	0.000	0	N.D.	ng/mld
25)	Aroclor 1242 (6)	0.000	0	N.D.	ng/mld
26)	Aroclor 1242 - AVE	0.000	0	N.D.	ng/mld
27)	Aroclor 1248 (1)	0.000	0	N.D.	ng/mld
28)	Aroclor 1248 (2)	0.000	0	N.D.	ng/mld
29)	Aroclor 1248 (3)	0.000	0	N.D.	ng/mld
30)	Aroclor 1248 (4)	0.000	0	N.D.	ng/mld
31)	Aroclor 1248 (5)	0.000	0	N.D.	ng/mld
32)	Aroclor 1248 (6)	0.000	0	N.D.	ng/mld
33)	Aroclor 1248 - AVE	0.000	0	N.D.	ng/mld
34)	Aroclor 1254 (1)	0.000	0	N.D.	ng/mld
35)	Aroclor 1254 (2)	0.000	0	N.D.	ng/mld
36)	Aroclor 1254 (3)	0.000	0	N.D.	ng/mld
37)	Aroclor 1254 (4)	0.000	0	N.D.	ng/mld
38)	Aroclor 1254 (5)	0.000	0	N.D.	ng/mld
39)	Aroclor 1254 (6)	0.000	0	N.D.	ng/mld
40)	Aroclor 1254 - AVE	0.000	0	N.D.	ng/mld
41)	Aroclor 1260 (1)	0.000	0	N.D.	ng/mld
42)	Aroclor 1260 (2)	0.000	0	N.D.	ng/mld
43)	Aroclor 1260 (3)	0.000	0	N.D.	ng/mld
44)	Aroclor 1260 (4)	0.000	0	N.D.	ng/mld
45)	Aroclor 1260 (5)	0.000	0	N.D.	ng/mld
46)	Aroclor 1260 (6)	0.000	0	N.D.	ng/mld
47)	Aroclor 1260 - AVE	0.000	0	N.D.	ng/mld

5/28/19

Quantitation Report (QT Reviewed)

Data Path : S:\DATA\9E24042\
Data File : ECD6R013.D
Signal(s) : ECD2B.CH
Acq On : 24 May 2019 7:20 pm
Operator : MJB/KAK
Sample : 9E24042-CAL9
Misc :
ALS Vial : 12 Sample Multiplier: 1

Integration File: PCB1.e
Quant Time: May 28 09:24:51 2019
Quant Method : T:\METHODS\RECD6_QUANTPCB_190524.M
Quant Title : PCB Data Analysis
QLast Update : Tue May 28 09:24:44 2019
Response via : Initial Calibration
Integrator: ChemStation 6890 Scale Mode: Small noise peaks clipped

	Compound	R.T.	Response	Conc	Units
48)	Aroclor 1262 (1)	0.000	0	N.D.	ng/mld
49)	Aroclor 1262 (2)	0.000	0	N.D.	ng/mld
50)	Aroclor 1262 (3)	0.000	0	N.D.	ng/mld
51)	Aroclor 1262 (4)	0.000	0	N.D.	ng/mld
52)	Aroclor 1262 (5)	0.000	0	N.D.	ng/mld
53)	Aroclor 1262 (6)	0.000	0	N.D.	ng/mld
54)	Aroclor 1262 - AVE	0.000	0	N.D.	ng/mld
55)	Aroclor 1268 (1)	0.000	0	N.D.	ng/mld
56)	Aroclor 1268 (2)	0.000	0	N.D.	ng/mld
57)	Aroclor 1268 (3)	0.000	0	N.D.	ng/mld
58)	Aroclor 1268 (4)	0.000	0	N.D.	ng/mld
59)	Aroclor 1268 (5)	0.000	0	N.D.	ng/mld
60)	Aroclor 1268 (6)	0.000	0	N.D.	ng/mld
61)	Aroclor 1268 - AVE	0.000	0	N.D.	ng/mld

(f)=RT Delta > 1/2 Window (m)=manual int.

Quantitation Report (QT Reviewed)

Data Path : S:\DATA\9E24042\
Data File : ECD6R013.D
Signal(s) : ECD2B.CH
Acq On : 24 May 2019 7:20 pm
Operator : MJB/KAK
Sample : 9E24042-CAL9
Misc :
ALS Vial : 12 Sample Multiplier: 1

Integration File: PCB1.e
Quant Time: May 28 09:24:51 2019
Quant Method : T:\METHODS\RECD6_QUANTPCB_190524.M
Quant Title : PCB Data Analysis
QLast Update : Tue May 28 09:24:44 2019
Response via : Initial Calibration
Integrator: ChemStation 6890 Scale Mode: Small noise peaks clipped

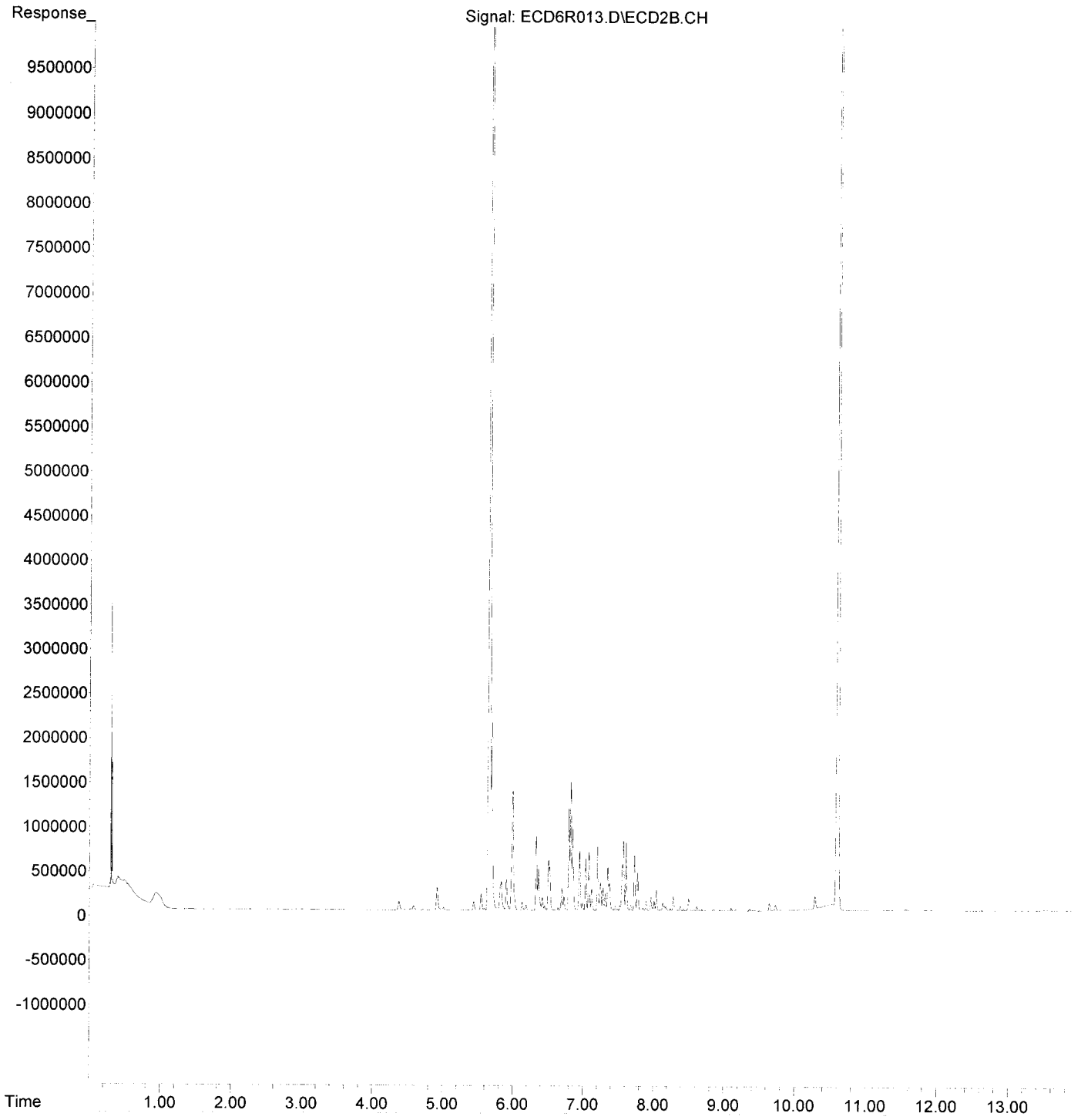

Quantitation Report (QT Reviewed)

Data Path : S:\DATA\9E24042\
Data File : ECD6R014.D
Signal(s) : ECD2B.CH
Acq On : 24 May 2019 7:38 pm
Operator : MJB/KAK
Sample : 9E24042-CALA
Misc :
ALS Vial : 13 Sample Multiplier: 1

Integration File: PCB1.e
Quant Time: May 28 09:26:13 2019
Quant Method : T:\METHODS\RECD6_QUANTPCB_190524.M
Quant Title : PCB Data Analysis
QLast Update : Tue May 28 09:26:01 2019
Response via : Initial Calibration
Integrator: ChemStation 6890 Scale Mode: Small noise peaks clipped

	Compound	R.T.	Response	Conc	Units
	System Monitoring Compounds				
1) S	TCMX (S)	0.000	0	N.D.	ng/mld
62) S	DCBP (S)	0.000	0	N.D.	ng/mld
	Target Compounds				
2)	Aroclor 1016 (1)	0.000	0	N.D.	ng/mld
3)	Aroclor 1016 (2)	0.000	0	N.D.	ng/mld
4)	Aroclor 1016 (3)	0.000	0	N.D.	ng/mld
5)	Aroclor 1016 (4)	0.000	0	N.D.	ng/mld
6)	Aroclor 1016 (5)	0.000	0	N.D.	ng/mld
7)	Aroclor 1016 (6)	0.000	0	N.D.	ng/mld
8)	Aroclor 1016 - AVE	0.000	0	N.D.	ng/mld
9)	Aroclor 1221 (1)	0.000	0	N.D.	ng/mld
10)	Aroclor 1221 (2)	0.000	0	N.D.	ng/mld
11)	Aroclor 1221 (3)	0.000	0	N.D.	ng/mld
12)	Aroclor 1221 - AVE	0.000	0	N.D.	ng/mld
13)	Aroclor 1232 (1)	0.000	0	N.D.	ng/mld
14)	Aroclor 1232 (2)	0.000	0	N.D.	ng/mld
15)	Aroclor 1232 (3)	0.000	0	N.D.	ng/mld
16)	Aroclor 1232 (4)	0.000	0	N.D.	ng/mld
17)	Aroclor 1232 (5)	0.000	0	N.D.	ng/mld
18)	Aroclor 1232 (6)	0.000	0	N.D.	ng/mld
19)	Aroclor 1232 - AVE	0.000	0	N.D.	ng/mld
20)	Aroclor 1242 (1)	6.328	1595180	579.382	ng/ml
21)	Aroclor 1242 (2)	6.819	2833683	594.401	ng/ml
22)	Aroclor 1242 (3)	6.947	1290857	598.845	ng/ml
23)	Aroclor 1242 (4)	7.033	1291284	574.265	ng/ml
24)	Aroclor 1242 (5)	7.077	1480925	581.339	ng/ml
25)	Aroclor 1242 (6)	7.203	1535073	582.254	ng/ml
26)	Aroclor 1242 - AVE	0.000	0	N.D.	ng/ml
27)	Aroclor 1248 (1)	0.000	0	N.D.	ng/mld
28)	Aroclor 1248 (2)	0.000	0	N.D.	ng/mld
29)	Aroclor 1248 (3)	0.000	0	N.D.	ng/mld
30)	Aroclor 1248 (4)	0.000	0	N.D.	ng/mld
31)	Aroclor 1248 (5)	0.000	0	N.D.	ng/mld
32)	Aroclor 1248 (6)	0.000	0	N.D.	ng/mld
33)	Aroclor 1248 - AVE	0.000	0	N.D.	ng/mld
34)	Aroclor 1254 (1)	0.000	0	N.D.	ng/mld
35)	Aroclor 1254 (2)	0.000	0	N.D.	ng/mld
36)	Aroclor 1254 (3)	0.000	0	N.D.	ng/mld
37)	Aroclor 1254 (4)	0.000	0	N.D.	ng/mld
38)	Aroclor 1254 (5)	0.000	0	N.D.	ng/mld
39)	Aroclor 1254 (6)	0.000	0	N.D.	ng/mld
40)	Aroclor 1254 - AVE	0.000	0	N.D.	ng/mld
41)	Aroclor 1260 (1)	0.000	0	N.D.	ng/mld
42)	Aroclor 1260 (2)	0.000	0	N.D.	ng/mld
43)	Aroclor 1260 (3)	0.000	0	N.D.	ng/mld
44)	Aroclor 1260 (4)	0.000	0	N.D.	ng/mld
45)	Aroclor 1260 (5)	0.000	0	N.D.	ng/mld
46)	Aroclor 1260 (6)	0.000	0	N.D.	ng/mld
47)	Aroclor 1260 - AVE	0.000	0	N.D.	ng/mld

5/28/19

Quantitation Report (QT Reviewed)

Data Path : S:\DATA\9E24042\
Data File : ECD6R014.D
Signal(s) : ECD2B.CH
Acq On : 24 May 2019 7:38 pm
Operator : MJB/KAK
Sample : 9E24042-CALA
Misc :
ALS Vial : 13 Sample Multiplier: 1

Integration File: PCB1.e
Quant Time: May 28 09:26:13 2019
Quant Method : T:\METHODS\RECD6_QUANTPCB_190524.M
Quant Title : PCB Data Analysis
QLast Update : Tue May 28 09:26:01 2019
Response via : Initial Calibration
Integrator: ChemStation 6890 Scale Mode: Small noise peaks clipped

	Compound	R.T.	Response	Conc	Units
48)	Aroclor 1262 (1)	0.000	0	N.D.	ng/mld
49)	Aroclor 1262 (2)	0.000	0	N.D.	ng/mld
50)	Aroclor 1262 (3)	0.000	0	N.D.	ng/mld
51)	Aroclor 1262 (4)	0.000	0	N.D.	ng/mld
52)	Aroclor 1262 (5)	0.000	0	N.D.	ng/mld
53)	Aroclor 1262 (6)	0.000	0	N.D.	ng/mld
54)	Aroclor 1262 - AVE	0.000	0	N.D.	ng/mld
55)	Aroclor 1268 (1)	0.000	0	N.D.	ng/mld
56)	Aroclor 1268 (2)	0.000	0	N.D.	ng/mld
57)	Aroclor 1268 (3)	0.000	0	N.D.	ng/mld
58)	Aroclor 1268 (4)	0.000	0	N.D.	ng/mld
59)	Aroclor 1268 (5)	0.000	0	N.D.	ng/mld
60)	Aroclor 1268 (6)	0.000	0	N.D.	ng/mld
61)	Aroclor 1268 - AVE	0.000	0	N.D.	ng/mld

(f)=RT Delta > 1/2 Window (m)=manual int.

Quantitation Report (QT Reviewed)

Data Path : S:\DATA\9E24042\
Data File : ECD6R014.D
Signal(s) : ECD2B.CH
Acq On : 24 May 2019 7:38 pm
Operator : MJB/KAK
Sample : 9E24042-CALA
Misc :
ALS Vial : 13 Sample Multiplier: 1

Integration File: PCB1.e
Quant Time: May 28 09:26:13 2019
Quant Method : T:\METHODS\RECD6_QUANTPCB_190524.M
Quant Title : PCB Data Analysis
QLast Update : Tue May 28 09:26:01 2019
Response via : Initial Calibration
Integrator: ChemStation 6890 Scale Mode: Small noise peaks clipped

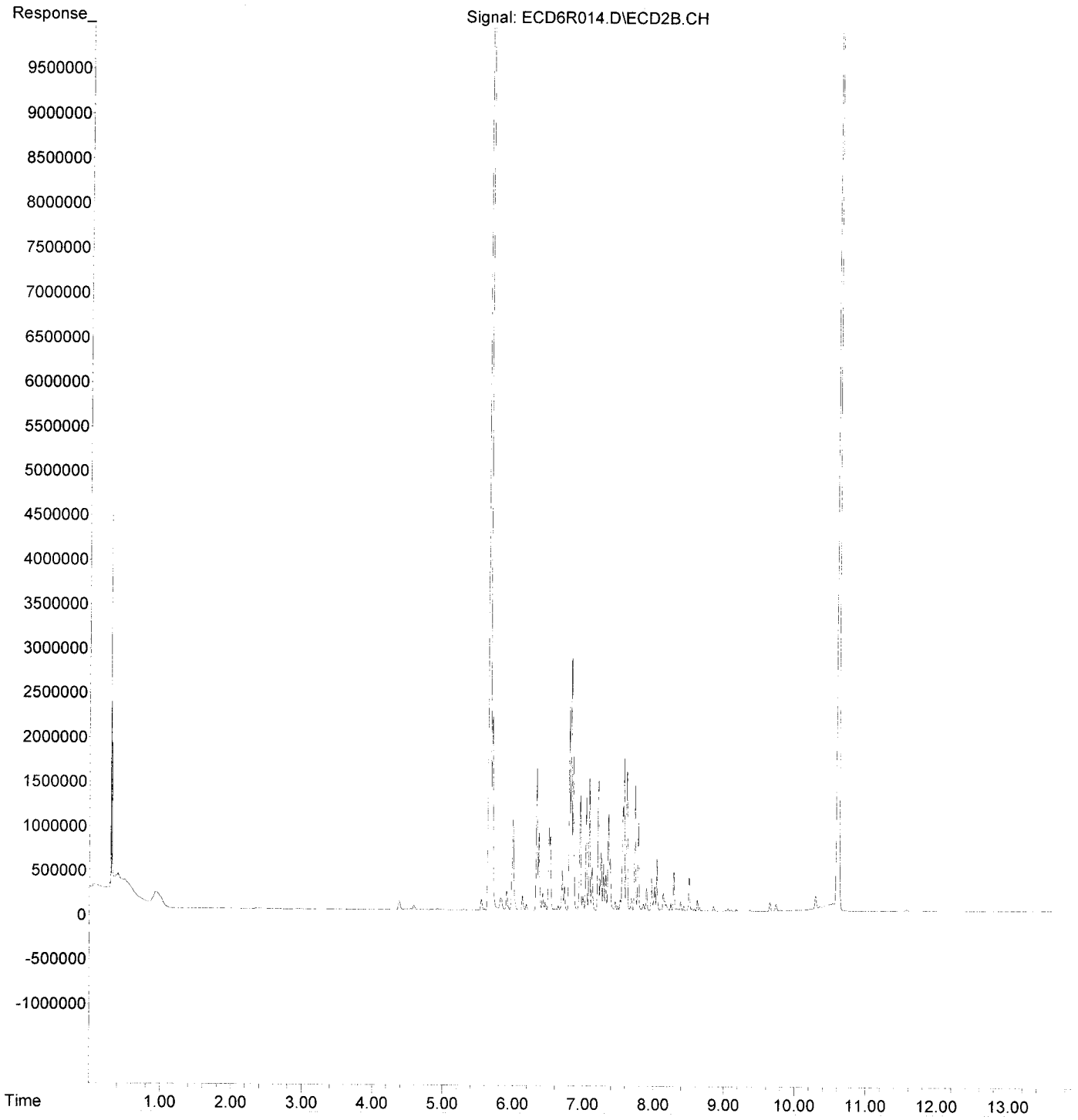

Quantitation Report (QT Reviewed)

Data Path : S:\DATA\9E24042\
Data File : ECD6R015.D
Signal(s) : ECD2B.CH
Acq On : 24 May 2019 7:56 pm
Operator : MJB/KAK
Sample : 9E24042-CALB
Misc :
ALS Vial : 14 Sample Multiplier: 1

Integration File: PCB1.e
Quant Time: May 28 09:28:28 2019
Quant Method : T:\METHODS\RECD6_QUANTPCB_190524.M
Quant Title : PCB Data Analysis
QLast Update : Tue May 28 09:28:22 2019
Response via : Initial Calibration
Integrator: ChemStation 6890 Scale Mode: Small noise peaks clipped

	Compound	R.T.	Response	Conc	Units
	System Monitoring Compounds				
1) S	TCMX (S)	0.000	0	N.D.	ng/mld
62) S	DCBP (S)	0.000	0	N.D.	ng/mld
	Target Compounds				
2)	Aroclor 1016 (1)	0.000	0	N.D.	ng/mld
3)	Aroclor 1016 (2)	0.000	0	N.D.	ng/mld
4)	Aroclor 1016 (3)	0.000	0	N.D.	ng/mld
5)	Aroclor 1016 (4)	0.000	0	N.D.	ng/mld
6)	Aroclor 1016 (5)	0.000	0	N.D.	ng/mld
7)	Aroclor 1016 (6)	0.000	0	N.D.	ng/mld
8)	Aroclor 1016 - AVE	0.000	0	N.D.	ng/mld
9)	Aroclor 1221 (1)	0.000	0	N.D.	ng/mld
10)	Aroclor 1221 (2)	0.000	0	N.D.	ng/mld
11)	Aroclor 1221 (3)	0.000	0	N.D.	ng/mld
12)	Aroclor 1221 - AVE	0.000	0	N.D.	ng/mld
13)	Aroclor 1232 (1)	0.000	0	N.D.	ng/mld
14)	Aroclor 1232 (2)	0.000	0	N.D.	ng/mld
15)	Aroclor 1232 (3)	0.000	0	N.D.	ng/mld
16)	Aroclor 1232 (4)	0.000	0	N.D.	ng/mld
17)	Aroclor 1232 (5)	0.000	0	N.D.	ng/mld
18)	Aroclor 1232 (6)	0.000	0	N.D.	ng/mld
19)	Aroclor 1232 - AVE	0.000	0	N.D.	ng/mld
20)	Aroclor 1242 (1)	0.000	0	N.D.	ng/mld
21)	Aroclor 1242 (2)	0.000	0	N.D.	ng/mld
22)	Aroclor 1242 (3)	0.000	0	N.D.	ng/mld
23)	Aroclor 1242 (4)	0.000	0	N.D.	ng/mld
24)	Aroclor 1242 (5)	0.000	0	N.D.	ng/mld
25)	Aroclor 1242 (6)	0.000	0	N.D.	ng/mld
26)	Aroclor 1242 - AVE	0.000	0	N.D.	ng/mld
27)	Aroclor 1248 (1)	6.793	1660881	533.928	ng/ml
28)	Aroclor 1248 (2)	7.033	2319450	550.826	ng/ml
29)	Aroclor 1248 (3)	7.078	2107536	537.548	ng/ml
30)	Aroclor 1248 (4)	7.204	2548041	540.025	ng/ml
31)	Aroclor 1248 (5)	7.570	2998417	525.039	ng/ml
32)	Aroclor 1248 (6)	7.728	2821090	546.039	ng/ml
33)	Aroclor 1248 - AVE	0.000	0	N.D.	ng/ml
34)	Aroclor 1254 (1)	0.000	0	N.D.	ng/mld
35)	Aroclor 1254 (2)	0.000	0	N.D.	ng/mld
36)	Aroclor 1254 (3)	0.000	0	N.D.	ng/mld
37)	Aroclor 1254 (4)	0.000	0	N.D.	ng/mld
38)	Aroclor 1254 (5)	0.000	0	N.D.	ng/mld
39)	Aroclor 1254 (6)	0.000	0	N.D.	ng/mld
40)	Aroclor 1254 - AVE	0.000	0	N.D.	ng/mld
41)	Aroclor 1260 (1)	0.000	0	N.D.	ng/mld
42)	Aroclor 1260 (2)	0.000	0	N.D.	ng/mld
43)	Aroclor 1260 (3)	0.000	0	N.D.	ng/mld
44)	Aroclor 1260 (4)	0.000	0	N.D.	ng/mld
45)	Aroclor 1260 (5)	0.000	0	N.D.	ng/mld
46)	Aroclor 1260 (6)	0.000	0	N.D.	ng/mld
47)	Aroclor 1260 - AVE	0.000	0	N.D.	ng/mld

5/28/19

Quantitation Report (QT Reviewed)

Data Path : S:\DATA\9E24042\
Data File : ECD6R015.D
Signal(s) : ECD2B.CH
Acq On : 24 May 2019 7:56 pm
Operator : MJB/KAK
Sample : 9E24042-CALB
Misc :
ALS Vial : 14 Sample Multiplier: 1

Integration File: PCB1.e
Quant Time: May 28 09:28:28 2019
Quant Method : T:\METHODS\RECD6_QUANTPCB_190524.M
Quant Title : PCB Data Analysis
QLast Update : Tue May 28 09:28:22 2019
Response via : Initial Calibration
Integrator: ChemStation 6890 Scale Mode: Small noise peaks clipped

	Compound	R.T.	Response	Conc	Units
48)	Aroclor 1262 (1)	0.000	0	N.D.	ng/mld
49)	Aroclor 1262 (2)	0.000	0	N.D.	ng/mld
50)	Aroclor 1262 (3)	0.000	0	N.D.	ng/mld
51)	Aroclor 1262 (4)	0.000	0	N.D.	ng/mld
52)	Aroclor 1262 (5)	0.000	0	N.D.	ng/mld
53)	Aroclor 1262 (6)	0.000	0	N.D.	ng/mld
54)	Aroclor 1262 - AVE	0.000	0	N.D.	ng/mld
55)	Aroclor 1268 (1)	0.000	0	N.D.	ng/mld
56)	Aroclor 1268 (2)	0.000	0	N.D.	ng/mld
57)	Aroclor 1268 (3)	0.000	0	N.D.	ng/mld
58)	Aroclor 1268 (4)	0.000	0	N.D.	ng/mld
59)	Aroclor 1268 (5)	0.000	0	N.D.	ng/mld
60)	Aroclor 1268 (6)	0.000	0	N.D.	ng/mld
61)	Aroclor 1268 - AVE	0.000	0	N.D.	ng/mld

(f)=RT Delta > 1/2 Window (m)=manual int.

Quantitation Report (QT Reviewed)

Data Path : S:\DATA\9E24042\
Data File : ECD6R015.D
Signal(s) : ECD2B.CH
Acq On : 24 May 2019 7:56 pm
Operator : MJB/KAK
Sample : 9E24042-CALB
Misc :
ALS Vial : 14 Sample Multiplier: 1

Integration File: PCB1.e
Quant Time: May 28 09:28:28 2019
Quant Method : T:\METHODS\RECD6_QUANTPCB_190524.M
Quant Title : PCB Data Analysis
QLast Update : Tue May 28 09:28:22 2019
Response via : Initial Calibration
Integrator: ChemStation 6890 Scale Mode: Small noise peaks clipped

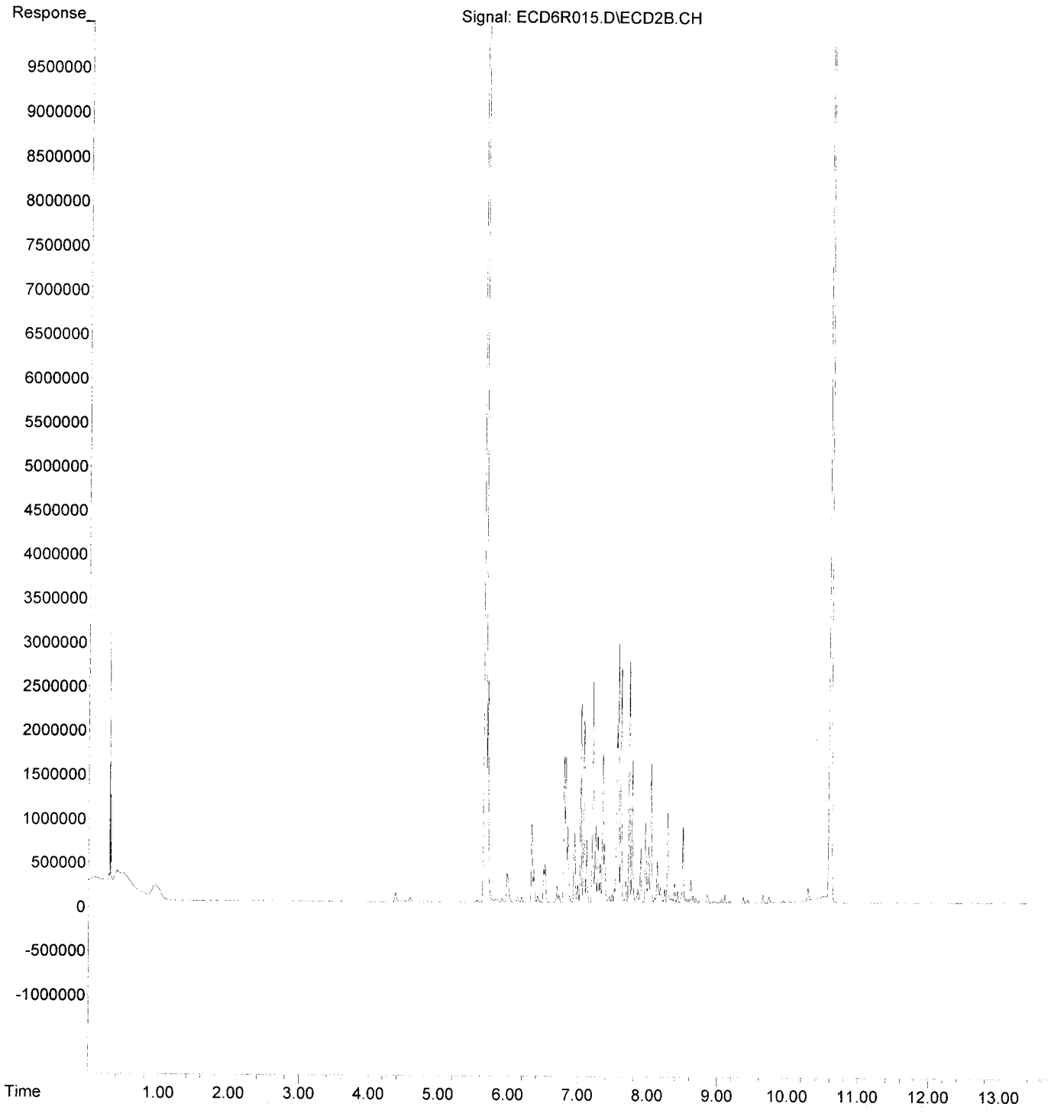

Quantitation Report (QT Reviewed)

Data Path : S:\DATA\9E24042\
Data File : ECD6R016.D
Signal(s) : ECD2B.CH
Acq On : 24 May 2019 8:14 pm
Operator : MJB/KAK
Sample : 9E24042-CALC
Misc :
ALS Vial : 15 Sample Multiplier: 1

Integration File: PCB1.e
Quant Time: May 28 09:33:45 2019
Quant Method : T:\METHODS\RECD6_QUANTPCB_190524.M
Quant Title : PCB Data Analysis
QLast Update : Tue May 28 09:33:39 2019
Response via : Initial Calibration
Integrator: ChemStation 6890 Scale Mode: Small noise peaks clipped

	Compound	R.T.	Response	Conc	Units
	System Monitoring Compounds				
1) S	TCMX (S)	0.000	0	N.D.	ng/mld
62) S	DCBP (S)	0.000	0	N.D.	ng/mld
	Target Compounds				
2)	Aroclor 1016 (1)	0.000	0	N.D.	ng/mld
3)	Aroclor 1016 (2)	0.000	0	N.D.	ng/mld
4)	Aroclor 1016 (3)	0.000	0	N.D.	ng/mld
5)	Aroclor 1016 (4)	0.000	0	N.D.	ng/mld
6)	Aroclor 1016 (5)	0.000	0	N.D.	ng/mld
7)	Aroclor 1016 (6)	0.000	0	N.D.	ng/mld
8)	Aroclor 1016 - AVE	0.000	0	N.D.	ng/mld
9)	Aroclor 1221 (1)	0.000	0	N.D.	ng/mld
10)	Aroclor 1221 (2)	0.000	0	N.D.	ng/mld
11)	Aroclor 1221 (3)	0.000	0	N.D.	ng/mld
12)	Aroclor 1221 - AVE	0.000	0	N.D.	ng/mld
13)	Aroclor 1232 (1)	0.000	0	N.D.	ng/mld
14)	Aroclor 1232 (2)	0.000	0	N.D.	ng/mld
15)	Aroclor 1232 (3)	0.000	0	N.D.	ng/mld
16)	Aroclor 1232 (4)	0.000	0	N.D.	ng/mld
17)	Aroclor 1232 (5)	0.000	0	N.D.	ng/mld
18)	Aroclor 1232 (6)	0.000	0	N.D.	ng/mld
19)	Aroclor 1232 - AVE	0.000	0	N.D.	ng/mld
20)	Aroclor 1242 (1)	0.000	0	N.D.	ng/mld
21)	Aroclor 1242 (2)	0.000	0	N.D.	ng/mld
22)	Aroclor 1242 (3)	0.000	0	N.D.	ng/mld
23)	Aroclor 1242 (4)	0.000	0	N.D.	ng/mld
24)	Aroclor 1242 (5)	0.000	0	N.D.	ng/mld
25)	Aroclor 1242 (6)	0.000	0	N.D.	ng/mld
26)	Aroclor 1242 - AVE	0.000	0	N.D.	ng/mld
27)	Aroclor 1248 (1)	0.000	0	N.D.	ng/mld
28)	Aroclor 1248 (2)	0.000	0	N.D.	ng/mld
29)	Aroclor 1248 (3)	0.000	0	N.D.	ng/mld
30)	Aroclor 1248 (4)	0.000	0	N.D.	ng/mld
31)	Aroclor 1248 (5)	0.000	0	N.D.	ng/mld
32)	Aroclor 1248 (6)	0.000	0	N.D.	ng/mld
33)	Aroclor 1248 - AVE	0.000	0	N.D.	ng/mld
34)	Aroclor 1254 (1)	7.546	3139869	519.049	ng/ml
35)	Aroclor 1254 (2)	7.728	5048885	521.660	ng/ml
36)	Aroclor 1254 (3)	8.040	5179039	516.991	ng/ml
37)	Aroclor 1254 (4)	8.280	3792348	536.451	ng/ml
38)	Aroclor 1254 (5)	8.614	3911468	526.803	ng/ml
39)	Aroclor 1254 (6)	8.846	1195978	548.036	ng/ml
40)	Aroclor 1254 - AVE	0.000	0	N.D.	ng/ml
41)	Aroclor 1260 (1)	0.000	0	N.D.	ng/mld
42)	Aroclor 1260 (2)	0.000	0	N.D.	ng/mld
43)	Aroclor 1260 (3)	0.000	0	N.D.	ng/mld
44)	Aroclor 1260 (4)	0.000	0	N.D.	ng/mld
45)	Aroclor 1260 (5)	0.000	0	N.D.	ng/mld
46)	Aroclor 1260 (6)	0.000	0	N.D.	ng/mld
47)	Aroclor 1260 - AVE	0.000	0	N.D.	ng/mld

5/28/19

Quantitation Report (QT Reviewed)

Data Path : S:\DATA\9E24042\
Data File : ECD6R016.D
Signal(s) : ECD2B.CH
Acq On : 24 May 2019 8:14 pm
Operator : MJB/KAK
Sample : 9E24042-CALC
Misc :
ALS Vial : 15 Sample Multiplier: 1

Integration File: PCB1.e
Quant Time: May 28 09:33:45 2019
Quant Method : T:\METHODS\RECD6_QUANTPCB_190524.M
Quant Title : PCB Data Analysis
QLast Update : Tue May 28 09:33:39 2019
Response via : Initial Calibration
Integrator: ChemStation 6890 Scale Mode: Small noise peaks clipped

	Compound	R.T.	Response	Conc	Units
48)	Aroclor 1262 (1)	0.000	0	N.D.	ng/mld
49)	Aroclor 1262 (2)	0.000	0	N.D.	ng/mld
50)	Aroclor 1262 (3)	0.000	0	N.D.	ng/mld
51)	Aroclor 1262 (4)	0.000	0	N.D.	ng/mld
52)	Aroclor 1262 (5)	0.000	0	N.D.	ng/mld
53)	Aroclor 1262 (6)	0.000	0	N.D.	ng/mld
54)	Aroclor 1262 - AVE	0.000	0	N.D.	ng/mld
55)	Aroclor 1268 (1)	0.000	0	N.D.	ng/mld
56)	Aroclor 1268 (2)	0.000	0	N.D.	ng/mld
57)	Aroclor 1268 (3)	0.000	0	N.D.	ng/mld
58)	Aroclor 1268 (4)	0.000	0	N.D.	ng/mld
59)	Aroclor 1268 (5)	0.000	0	N.D.	ng/mld
60)	Aroclor 1268 (6)	0.000	0	N.D.	ng/mld
61)	Aroclor 1268 - AVE	0.000	0	N.D.	ng/mld

(f)=RT Delta > 1/2 Window (m)=manual int.

Quantitation Report (QT Reviewed)

Data Path : S:\DATA\9E24042\
Data File : ECD6R016.D
Signal(s) : ECD2B.CH
Acq On : 24 May 2019 8:14 pm
Operator : MJB/KAK
Sample : 9E24042-CALC
Misc :
ALS Vial : 15 Sample Multiplier: 1

Integration File: PCB1.e
Quant Time: May 28 09:33:45 2019
Quant Method : T:\METHODS\RECD6_QUANTPCB_190524.M
Quant Title : PCB Data Analysis
QLast Update : Tue May 28 09:33:39 2019
Response via : Initial Calibration
Integrator: ChemStation 6890 Scale Mode: Small noise peaks clipped

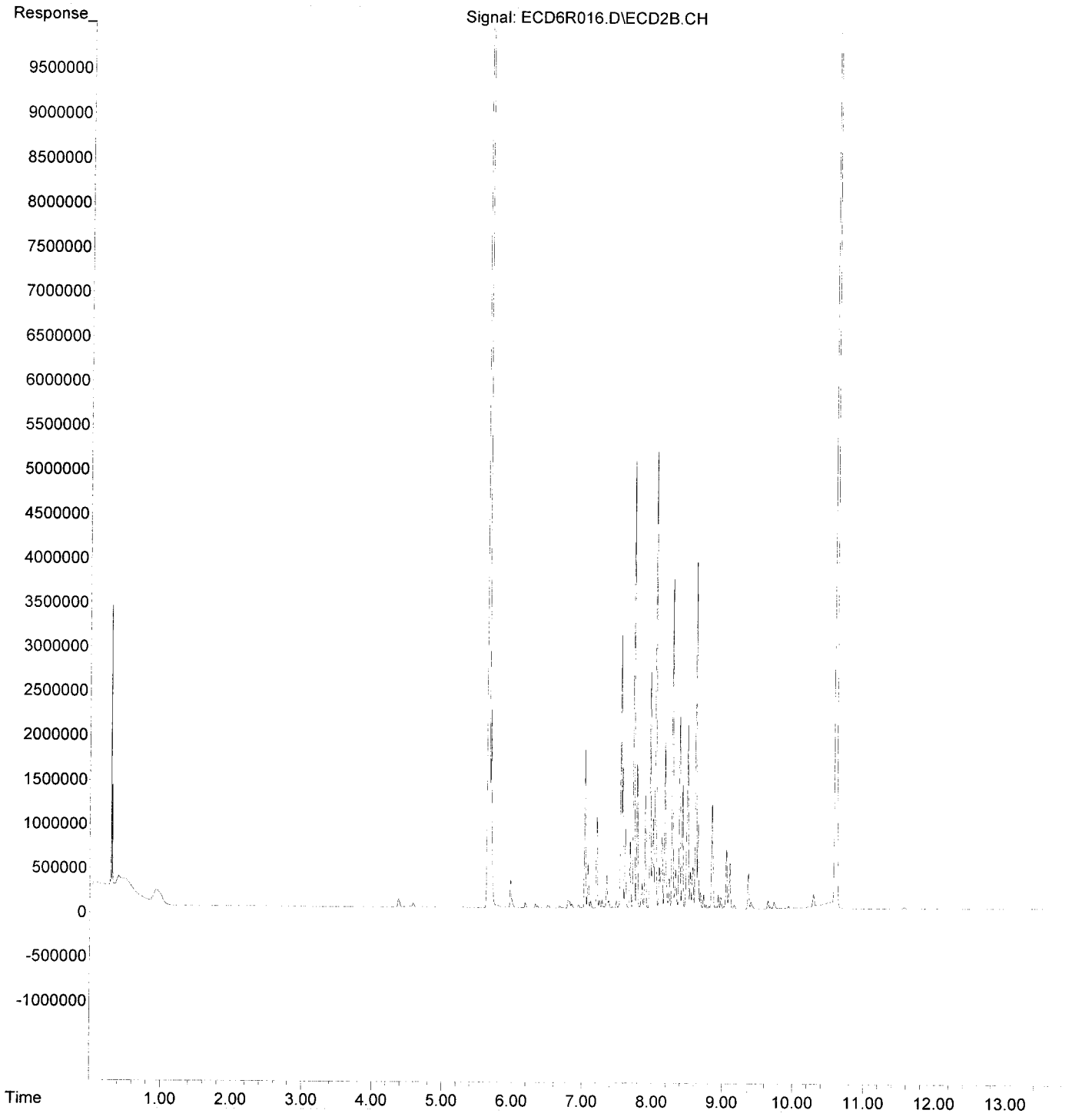

Quantitation Report (QT Reviewed)

Data Path : S:\DATA\9E24042\
Data File : ECD6R017.D
Signal(s) : ECD2B.CH
Acq On : 24 May 2019 8:32 pm
Operator : MJB/KAK
Sample : 9E24042-CALD
Misc :
ALS Vial : 16 Sample Multiplier: 1

Integration File: PCB1.e
Quant Time: May 28 09:51:29 2019
Quant Method : T:\METHODS\RECD6_QUANTPCB_190524.M
Quant Title : PCB Data Analysis
QLast Update : Tue May 28 09:51:17 2019
Response via : Initial Calibration
Integrator: ChemStation 6890 Scale Mode: Small noise peaks clipped

5/28/19

	Compound	R.T.	Response	Conc	Units
	System Monitoring Compounds				
1)	S TCMX (S)	0.000	0	N.D.	ng/mld
62)	S DCBP (S)	0.000	0	N.D.	ng/mld
	Target Compounds				
2)	Aroclor 1016 (1)	0.000	0	N.D.	ng/mld
3)	Aroclor 1016 (2)	0.000	0	N.D.	ng/mld
4)	Aroclor 1016 (3)	0.000	0	N.D.	ng/mld
5)	Aroclor 1016 (4)	0.000	0	N.D.	ng/mld
6)	Aroclor 1016 (5)	0.000	0	N.D.	ng/mld
7)	Aroclor 1016 (6)	0.000	0	N.D.	ng/mld
8)	Aroclor 1016 - AVE	0.000	0	N.D.	ng/mld
9)	Aroclor 1221 (1)	0.000	0	N.D.	ng/mld
10)	Aroclor 1221 (2)	0.000	0	N.D.	ng/mld
11)	Aroclor 1221 (3)	0.000	0	N.D.	ng/mld
12)	Aroclor 1221 - AVE	0.000	0	N.D.	ng/mld
13)	Aroclor 1232 (1)	0.000	0	N.D.	ng/mld
14)	Aroclor 1232 (2)	0.000	0	N.D.	ng/mld
15)	Aroclor 1232 (3)	0.000	0	N.D.	ng/mld
16)	Aroclor 1232 (4)	0.000	0	N.D.	ng/mld
17)	Aroclor 1232 (5)	0.000	0	N.D.	ng/mld
18)	Aroclor 1232 (6)	0.000	0	N.D.	ng/mld
19)	Aroclor 1232 - AVE	0.000	0	N.D.	ng/mld
20)	Aroclor 1242 (1)	0.000	0	N.D.	ng/mld
21)	Aroclor 1242 (2)	0.000	0	N.D.	ng/mld
22)	Aroclor 1242 (3)	0.000	0	N.D.	ng/mld
23)	Aroclor 1242 (4)	0.000	0	N.D.	ng/mld
24)	Aroclor 1242 (5)	0.000	0	N.D.	ng/mld
25)	Aroclor 1242 (6)	0.000	0	N.D.	ng/mld
26)	Aroclor 1242 - AVE	0.000	0	N.D.	ng/mld
27)	Aroclor 1248 (1)	0.000	0	N.D.	ng/mld
28)	Aroclor 1248 (2)	0.000	0	N.D.	ng/mld
29)	Aroclor 1248 (3)	0.000	0	N.D.	ng/mld
30)	Aroclor 1248 (4)	0.000	0	N.D.	ng/mld
31)	Aroclor 1248 (5)	0.000	0	N.D.	ng/mld
32)	Aroclor 1248 (6)	0.000	0	N.D.	ng/mld
33)	Aroclor 1248 - AVE	0.000	0	N.D.	ng/mld
34)	Aroclor 1254 (1)	0.000	0	N.D.	ng/mld
35)	Aroclor 1254 (2)	0.000	0	N.D.	ng/mld
36)	Aroclor 1254 (3)	0.000	0	N.D.	ng/mld
37)	Aroclor 1254 (4)	0.000	0	N.D.	ng/mld
38)	Aroclor 1254 (5)	0.000	0	N.D.	ng/mld
39)	Aroclor 1254 (6)	0.000	0	N.D.	ng/mld
40)	Aroclor 1254 - AVE	0.000	0	N.D.	ng/mld
41)	Aroclor 1260 (1)	0.000	0	N.D.	ng/mld
42)	Aroclor 1260 (2)	0.000	0	N.D.	ng/mld
43)	Aroclor 1260 (3)	0.000	0	N.D.	ng/mld
44)	Aroclor 1260 (4)	0.000	0	N.D.	ng/mld
45)	Aroclor 1260 (5)	0.000	0	N.D.	ng/mld
46)	Aroclor 1260 (6)	0.000	0	N.D.	ng/mld
47)	Aroclor 1260 - AVE	0.000	0	N.D.	ng/mld

Quantitation Report (QT Reviewed)

Data Path : S:\DATA\9E24042\
Data File : ECD6R017.D
Signal(s) : ECD2B.CH
Acq On : 24 May 2019 8:32 pm
Operator : MJB/KAK
Sample : 9E24042-CALD
Misc :
ALS Vial : 16 Sample Multiplier: 1

Integration File: PCB1.e
Quant Time: May 28 09:51:29 2019
Quant Method : T:\METHODS\RECD6_QUANTPCB_190524.M
Quant Title : PCB Data Analysis
QLast Update : Tue May 28 09:51:17 2019
Response via : Initial Calibration
Integrator: ChemStation 6890 Scale Mode: Small noise peaks clipped

	Compound	R.T.	Response	Conc	Units
48)	Aroclor 1262 (1)	8.383	3589542	531.309	ng/ml
49)	Aroclor 1262 (2)	8.683	5019110	501.892	ng/ml
50)	Aroclor 1262 (3)	8.862	4023522	521.030	ng/ml
51)	Aroclor 1262 (4)	9.103	8439426	525.463	ng/ml
52)	Aroclor 1262 (5)	9.364	5135621	532.430	ng/ml
53)	Aroclor 1262 (6)	9.936	2198623	516.422	ng/ml
54)	Aroclor 1262 - AVE	0.000	0	N.D.	ng/ml
55)	Aroclor 1268 (1)	0.000	0	N.D.	ng/mld
56)	Aroclor 1268 (2)	0.000	0	N.D.	ng/mld
57)	Aroclor 1268 (3)	0.000	0	N.D.	ng/mld
58)	Aroclor 1268 (4)	0.000	0	N.D.	ng/mld
59)	Aroclor 1268 (5)	0.000	0	N.D.	ng/mld
60)	Aroclor 1268 (6)	0.000	0	N.D.	ng/mld
61)	Aroclor 1268 - AVE	0.000	0	N.D.	ng/mld

5/28/19

(f)=RT Delta > 1/2 Window (m)=manual int.

Quantitation Report (QT Reviewed)

Data Path : S:\DATA\9E24042\
Data File : ECD6R017.D
Signal(s) : ECD2B.CH
Acq On : 24 May 2019 8:32 pm
Operator : MJB/KAK
Sample : 9E24042-CALD
Misc :
ALS Vial : 16 Sample Multiplier: 1

Integration File: PCB1.e
Quant Time: May 28 09:51:29 2019
Quant Method : T:\METHODS\RECD6_QUANTPCB_190524.M
Quant Title : PCB Data Analysis
QLast Update : Tue May 28 09:51:17 2019
Response via : Initial Calibration
Integrator: ChemStation 6890 Scale Mode: Small noise peaks clipped

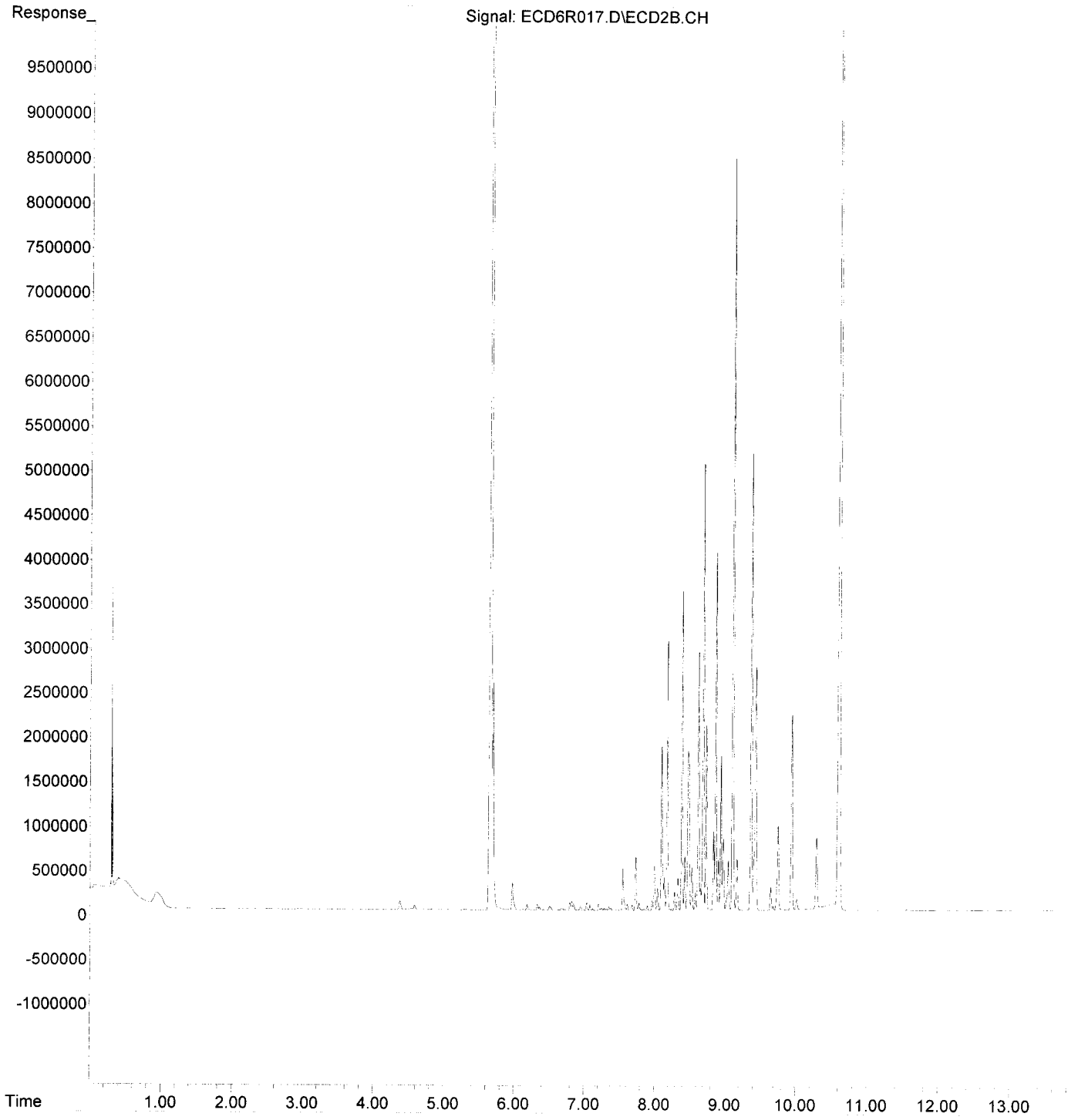

Quantitation Report (QT Reviewed)

Data Path : S:\DATA\9E24042\
Data File : ECD6R018.D
Signal(s) : ECD2B.CH
Acq On : 24 May 2019 8:50 pm
Operator : MJB/KAK
Sample : 9E24042-CALE
Misc :
ALS Vial : 17 Sample Multiplier: 1

Integration File: PCB1.e
Quant Time: May 28 09:53:38 2019
Quant Method : T:\METHODS\RECD6_QUANTPCB_190524.M
Quant Title : PCB Data Analysis
QLast Update : Tue May 28 09:53:31 2019
Response via : Initial Calibration
Integrator: ChemStation 6890 Scale Mode: Small noise peaks clipped

5/28/19

	Compound	R.T.	Response	Conc	Units
	System Monitoring Compounds				
1)	S TCMX (S)	0.000	0	N.D.	ng/mld
62)	S DCBP (S)	0.000	0	N.D.	ng/mld
	Target Compounds				
2)	Aroclor 1016 (1)	0.000	0	N.D.	ng/mld
3)	Aroclor 1016 (2)	0.000	0	N.D.	ng/mld
4)	Aroclor 1016 (3)	0.000	0	N.D.	ng/mld
5)	Aroclor 1016 (4)	0.000	0	N.D.	ng/mld
6)	Aroclor 1016 (5)	0.000	0	N.D.	ng/mld
7)	Aroclor 1016 (6)	0.000	0	N.D.	ng/mld
8)	Aroclor 1016 - AVE	0.000	0	N.D.	ng/mld
9)	Aroclor 1221 (1)	0.000	0	N.D.	ng/mld
10)	Aroclor 1221 (2)	0.000	0	N.D.	ng/mld
11)	Aroclor 1221 (3)	0.000	0	N.D.	ng/mld
12)	Aroclor 1221 - AVE	0.000	0	N.D.	ng/mld
13)	Aroclor 1232 (1)	0.000	0	N.D.	ng/mld
14)	Aroclor 1232 (2)	0.000	0	N.D.	ng/mld
15)	Aroclor 1232 (3)	0.000	0	N.D.	ng/mld
16)	Aroclor 1232 (4)	0.000	0	N.D.	ng/mld
17)	Aroclor 1232 (5)	0.000	0	N.D.	ng/mld
18)	Aroclor 1232 (6)	0.000	0	N.D.	ng/mld
19)	Aroclor 1232 - AVE	0.000	0	N.D.	ng/mld
20)	Aroclor 1242 (1)	0.000	0	N.D.	ng/mld
21)	Aroclor 1242 (2)	0.000	0	N.D.	ng/mld
22)	Aroclor 1242 (3)	0.000	0	N.D.	ng/mld
23)	Aroclor 1242 (4)	0.000	0	N.D.	ng/mld
24)	Aroclor 1242 (5)	0.000	0	N.D.	ng/mld
25)	Aroclor 1242 (6)	0.000	0	N.D.	ng/mld
26)	Aroclor 1242 - AVE	0.000	0	N.D.	ng/mld
27)	Aroclor 1248 (1)	0.000	0	N.D.	ng/mld
28)	Aroclor 1248 (2)	0.000	0	N.D.	ng/mld
29)	Aroclor 1248 (3)	0.000	0	N.D.	ng/mld
30)	Aroclor 1248 (4)	0.000	0	N.D.	ng/mld
31)	Aroclor 1248 (5)	0.000	0	N.D.	ng/mld
32)	Aroclor 1248 (6)	0.000	0	N.D.	ng/mld
33)	Aroclor 1248 - AVE	0.000	0	N.D.	ng/mld
34)	Aroclor 1254 (1)	0.000	0	N.D.	ng/mld
35)	Aroclor 1254 (2)	0.000	0	N.D.	ng/mld
36)	Aroclor 1254 (3)	0.000	0	N.D.	ng/mld
37)	Aroclor 1254 (4)	0.000	0	N.D.	ng/mld
38)	Aroclor 1254 (5)	0.000	0	N.D.	ng/mld
39)	Aroclor 1254 (6)	0.000	0	N.D.	ng/mld
40)	Aroclor 1254 - AVE	0.000	0	N.D.	ng/mld
41)	Aroclor 1260 (1)	0.000	0	N.D.	ng/mld
42)	Aroclor 1260 (2)	0.000	0	N.D.	ng/mld
43)	Aroclor 1260 (3)	0.000	0	N.D.	ng/mld
44)	Aroclor 1260 (4)	0.000	0	N.D.	ng/mld
45)	Aroclor 1260 (5)	0.000	0	N.D.	ng/mld
46)	Aroclor 1260 (6)	0.000	0	N.D.	ng/mld
47)	Aroclor 1260 - AVE	0.000	0	N.D.	ng/mld

Quantitation Report (QT Reviewed)

Data Path : S:\DATA\9E24042\
Data File : ECD6R018.D
Signal(s) : ECD2B.CH
Acq On : 24 May 2019 8:50 pm
Operator : MJB/KAK
Sample : 9E24042-CALE
Misc :
ALS Vial : 17 Sample Multiplier: 1

Integration File: PCB1.e
Quant Time: May 28 09:53:38 2019
Quant Method : T:\METHODS\RECD6_QUANTPCB_190524.M
Quant Title : PCB Data Analysis
QLast Update : Tue May 28 09:53:31 2019
Response via : Initial Calibration
Integrator: ChemStation 6890 Scale Mode: Small noise peaks clipped

	Compound	R.T.	Response	Conc	Units
48)	Aroclor 1262 (1)	0.000	0	N.D.	ng/mld
49)	Aroclor 1262 (2)	0.000	0	N.D.	ng/mld
50)	Aroclor 1262 (3)	0.000	0	N.D.	ng/mld
51)	Aroclor 1262 (4)	0.000	0	N.D.	ng/mld
52)	Aroclor 1262 (5)	0.000	0	N.D.	ng/mld
53)	Aroclor 1262 (6)	0.000	0	N.D.	ng/mld
54)	Aroclor 1262 - AVE	0.000	0	N.D.	ng/ml
55)	Aroclor 1268 (1)	8.902	2294961	524.332	ng/ml
56)	Aroclor 1268 (2)	9.364	9658549	534.382	ng/ml
57)	Aroclor 1268 (3)	9.431	7885743	533.372	ng/ml
58)	Aroclor 1268 (4)	9.643	6755440	537.535	ng/ml
59)	Aroclor 1268 (5)	9.936	2607370	547.564	ng/ml
60)	Aroclor 1268 (6)	10.287	17905073	525.882	ng/ml
61)	Aroclor 1268 - AVE	0.000	0	N.D.	ng/ml

(f)=RT Delta > 1/2 Window (m)=manual int.

5/28/19

Quantitation Report (QT Reviewed)

Data Path : S:\DATA\9E24042\
Data File : ECD6R018.D
Signal(s) : ECD2B.CH
Acq On : 24 May 2019 8:50 pm
Operator : MJB/KAK
Sample : 9E24042-CALE
Misc :
ALS Vial : 17 Sample Multiplier: 1

Integration File: PCB1.e
Quant Time: May 28 09:53:38 2019
Quant Method : T:\METHODS\RECD6_QUANTPCB_190524.M
Quant Title : PCB Data Analysis
QLast Update : Tue May 28 09:53:31 2019
Response via : Initial Calibration
Integrator: ChemStation 6890 Scale Mode: Small noise peaks clipped

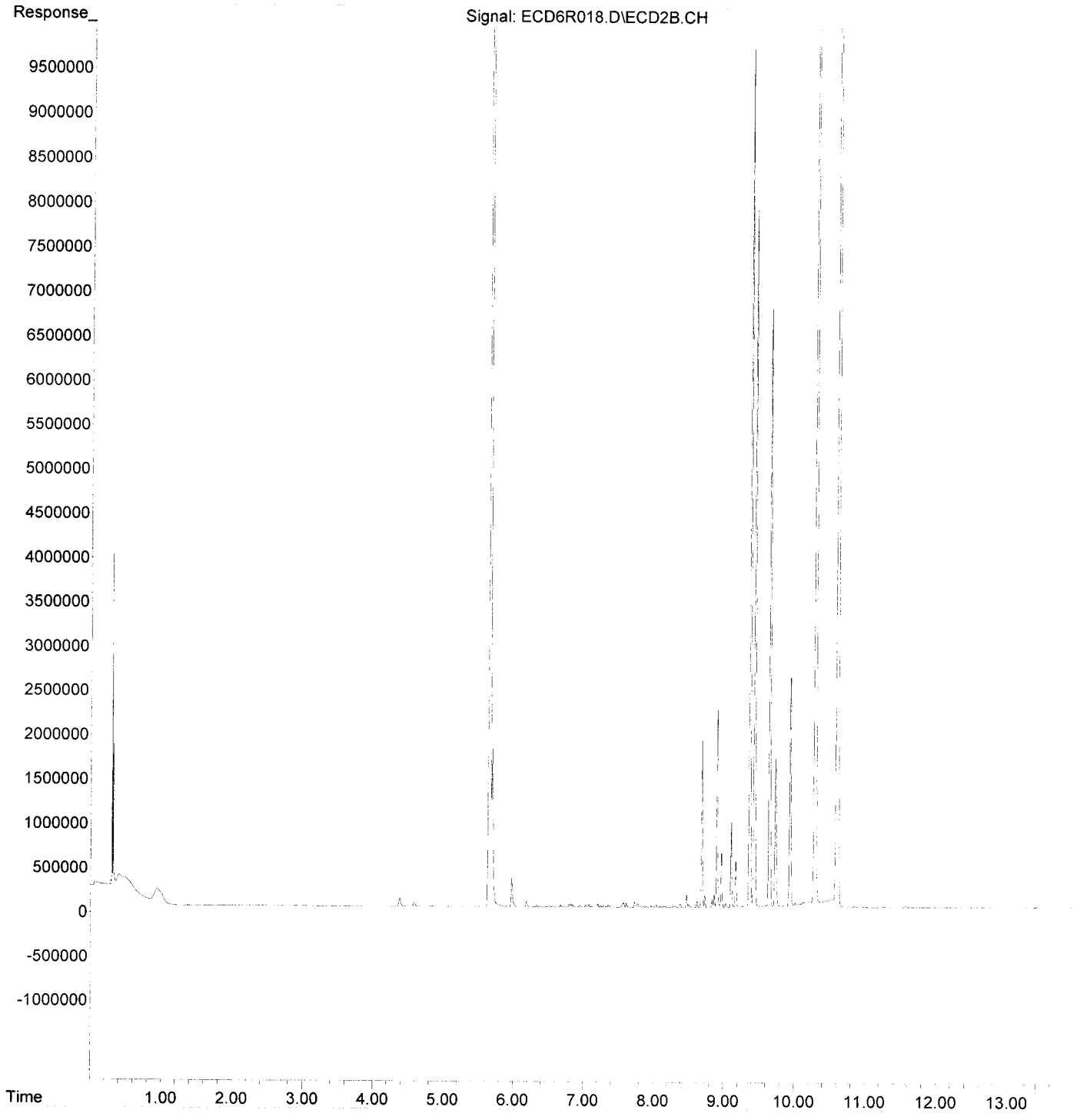

APEX LABORATORIES, LLC
12232 SW Garden Place Tigard OR 97223
phone 503-718-2323
fax 503-718-0333

Semivolatile Organic Compounds (PAHs) by EPA 8270D
Benchsheet & Analysis Sequence Data

Batch 9060602
Sequence 9F05022 (A9E0838-01,02,03,13,15)

Apex Laboratories

PREPARATION BENCH SHEET

BATCH #: 9060602 (Sediment)

Prep Method: EPA 3546

#	Lab Number		Analysis	Prepared	Initial (g)	Final (mL)	Spike ID	Source ID	ul Spike	ul Surr.	Sample ID	Extraction Comments	pH <2	pH Other	pH >11
	9060602-BLK1		QC	06/05/19 11:06	16	2				100					
	9060602-BS1		QC	06/05/19 11:06	15	2	A19F006		100	100					
	A9E0766-02	A	8270D LL PAH/PHTH/Phenols	06/05/19 11:06	15.66	2				100	T4-PDI2019-SC1 8-190522-01-03	PAHs Only			
	A9E0766-02RE1	A	8270D LL PAH/PHTH/Phenols	06/05/19 11:06	15.66	2				100	T4-PDI2019-SC1 8-190522-01-03	Added 6/6/2019 by ams			
	A9E0766-02RE2	A	8270D LL PAH/PHTH/Phenols	06/05/19 11:06	15.66	2				100	T4-PDI2019-SC1 8-190522-01-03	Added 6/6/2019 by ams			
	9060602-DUP1		QC	06/05/19 11:06	15.78	2		A9E0766-02RE2		100					
	A9E0766-03	A	8270D LL PAH/PHTH/Phenols	06/05/19 11:06	15.68	2				100	T4-PDI2019-SC1 8-190522-03-05	PAHs Only			
	A9E0766-03RE1	A	8270D LL PAH/PHTH/Phenols	06/05/19 11:06	15.68	2				100	T4-PDI2019-SC1 8-190522-03-05	Added 6/6/2019 By ams			
	A9E0766-03RE2	A	8270D LL PAH/PHTH/Phenols	06/05/19 11:06	15.68	2				100	T4-PDI2019-SC1 8-190522-03-05	Added 6/7/2019 By ams			
	A9E0766-04	A	8270D LL PAH/PHTH/Phenols	06/05/19 11:06	15.64	2				100	T4-PDI2019-SC1 8-190522-05-07	PAHs Only			
	A9E0766-04RE1	A	8270D LL PAH/PHTH/Phenols	06/05/19 11:06	15.64	2				100	T4-PDI2019-SC1 8-190522-05-07	Added 6/6/2019 By ams			
	A9E0766-04RE2	A	8270D LL PAH/PHTH/Phenols	06/05/19 11:06	15.64	2				100	T4-PDI2019-SC1 8-190522-05-07	Added 6/7/2019 By ams			
	A9E0766-05	A	8270D LL PAH/PHTH/Phenols	06/05/19 11:06	15.62	2				100	T4-PDI2019-SC1 8-190522-07-09	MS/MSD this sample, PAHs Only			
	A9E0766-05RE1	A	8270D LL PAH/PHTH/Phenols	06/05/19 11:06	15.62	2				100	T4-PDI2019-SC1 8-190522-07-09	Added 6/6/2019 by ams			
	A9E0766-05RE2	A	8270D LL PAH/PHTH/Phenols	06/05/19 11:06	15.62	2				100	T4-PDI2019-SC1 8-190522-07-09	Added 6/6/2019 by ams			
	9060602-MS1		QC	06/05/19 11:06	15.59	2	A19F006	A9E0766-05RE2	100	100					
	9060602-MSD1		QC	06/05/19 11:06	15.66	2	A19F006	A9E0766-05RE2	100	100					
	A9E0766-06	A	8270D LL PAH/PHTH/Phenols	06/05/19 11:06	15.47	2				100	T4-PDI2019-SC1 8-190522-09-11	PAHs Only			
	A9E0766-06RE1	A	8270D LL PAH/PHTH/Phenols	06/05/19 11:06	15.47	2				100	T4-PDI2019-SC1 8-190522-09-11	Added 6/6/2019 By ams			
	A9E0766-06RE2	A	8270D LL PAH/PHTH/Phenols	06/05/19 11:06	15.47	2				100	T4-PDI2019-SC1 8-190522-09-11	Added 6/7/2019 By ams			

Prepared By: Date

AMS 6/7/19

Reviewed By: Date

Apex Laboratories

PREPARATION BENCH SHEET

BATCH #: 9060602 (Sediment)

Prep Method: EPA 3546

#	Lab Number		Analysis	Prepared	Initial (g)	Final (mL)	Spike ID	Source ID	ul Spike	ul Surr.	Sample ID	Extraction Comments	pH <2	pH Other	pH >11
	A9E0766-07	A	8270D LL PAH/PHTH/Phenols	06/05/19 11:06	15.34	2				100	T4-PDI2019-SC18-190522-11-13	PAHs Only			
	A9E0766-07RE1	A	8270D LL PAH/PHTH/Phenols	06/05/19 11:06	15.34	2				100	T4-PDI2019-SC18-190522-11-13	Added 6/6/2019 By ams			
	A9E0766-07RE2	A	8270D LL PAH/PHTH/Phenols	06/05/19 11:06	15.34	2				100	T4-PDI2019-SC18-190522-11-13	Added 6/7/2019 By ams			
	A9E0838-01	A	8270D LL PAH/PHTH/Phenols	06/05/19 11:06	15.81	2				100	FD-20190524144 5	PAHs Only			
	A9E0838-02	A	8270D LL PAH/PHTH/Phenols	06/05/19 11:06	15.45	2				100	T4-PDI2019-SC27-190524-01-03	MS/MSD this sample, PAHs Only			
	9060602-MS2		QC	06/05/19 11:06	15.63	2	A19F006	A9E0838-02	100	100					
	9060602-MSD2		QC	06/05/19 11:06	15.65	2	A19F006	A9E0838-02	100	100					
	A9E0838-03	A	8270D LL PAH/PHTH/Phenols	06/05/19 11:06	15.79	2				100	T4-PDI2019-SC27-190524-03-05	PAHs Only			
	A9E0838-04	A	8270D LL PAH/PHTH/Phenols	06/05/19 11:06	15.12	2				100	T4-PDI2019-SC27-190524-05-07	PAHs Only			
	A9E0838-04RE1	A	8270D LL PAH/PHTH/Phenols	06/05/19 11:06	15.12	2				100	T4-PDI2019-SC27-190524-05-07	Added 6/6/2019 By ams			
	A9E0838-13	A	8270D LL PAH/PHTH/Phenols	06/05/19 11:06	15.29	2				100	FD-20190524130 0	PAHs Only			
	A9E0838-14	A	8270D LL PAH/PHTH/Phenols	06/05/19 11:06	15.68	2				100	T4-PDI2019-SC30-190524-01-03	PAHs Only			
	A9E0838-15	A	8270D LL PAH/PHTH/Phenols	06/05/19 11:06	15.32	2				100	T4-PDI2019-SC30-190524-03-05	MS/MSD this sample, PAHs Only			
	9060602-MS3		QC	06/05/19 11:06	15.43	2	A19F006	A9E0838-15	100	100					
	9060602-MSD3		QC	06/05/19 11:06	15.42	2	A19F006	A9E0838-15	100	100					
	A9E0838-16	A	8270D LL PAH/PHTH/Phenols	06/05/19 11:06	15.65	2				100	T4-PDI2019-SC30-190524-05-07	PAHs Only			
	A9E0838-16RE1	A	8270D LL PAH/PHTH/Phenols	06/05/19 11:06	15.65	2				100	T4-PDI2019-SC30-190524-05-07	Added 6/6/2019 By ams			
	A9E0922-09	A	8270D LL PAH/PHTH/Phenols	06/05/19 16:08	15.3	2				100	T4-PDI2019-SG22-190529	PAHs Only			
	A9E0922-10	A	8270D LL PAH/PHTH/Phenols	06/05/19 16:08	15.22	2				100	T4-PDI2019-SG23-190529	PAHs Only			
	A9E0927-02	A	8270D LL PAH/PHTH/Phenols	06/05/19 16:08	15.82	2				100	FD-20190524164 1	PAHs Only			

Prepared By: Date

Reviewed By: Date

Apex Laboratories

PREPARATION BENCH SHEET

BATCH #: 9060602 (Sediment)

Prep Method: EPA 3546

#	Lab Number		Analysis	Prepared	Initial (g)	Final (mL)	Spike ID	Source ID	ul Spike	ul Surr.	Sample ID	Extraction Comments	pH <2	pH Other	pH >11
	A9E0927-02RE1	A	8270D LL PAH/PHTH/Phenols	06/05/19 16:08	15.82	2				100	FD-20190524164 1	Added 6/7/2019 By ams			
	A9E0927-03	A	8270D LL PAH/PHTH/Phenols	06/05/19 16:08	15.57	2				100	T4-PDI2019-SC2 9-190524-01-03	PAHs Only			
	A9E0927-04	A	8270D LL PAH/PHTH/Phenols	06/05/19 16:08	15.03	2				100	T4-PDI2019-SC2 9-190524-03-05	PAHs Only			
	A9E0927-04RE1	A	8270D LL PAH/PHTH/Phenols	06/05/19 16:08	15.03	2				100	T4-PDI2019-SC2 9-190524-03-05	Added 6/7/2019 By ams			
	A9E0927-05	A	8270D LL PAH/PHTH/Phenols	06/05/19 16:08	15.57	2				100	T4-PDI2019-SC2 9-190524-05-07	MS/MSD this sample, PAHs Only			
	9060602-MS4		QC	06/05/19 16:08	15.38	2	A19F006	A9E0927-05	100	100					
	9060602-MSD4		QC	06/05/19 16:08	15.76	2	A19F006	A9E0927-05	100	100					

Standards/Reagents

Reagent(s)

Std ID	Exp. Date	Description
A13L219	11/30/23	Extractions Balance
A18K311	12/31/20	Glass Wool
A19D007	09/30/20	DCM CHEM PROD. 186806
A19E280	09/30/20	Sodium Sulfate Lot # Q098006

Analyte Spike(s)

Std ID	Exp. Date	Description
A19F006	11/30/19	8270D PAH+/Phenols (JSCS) Spike @ 80 PPM

Surrogate(s)

Std ID	Exp. Date	Description
A19E304	11/24/19	PAH Soil and Water Surr. (50ppm)

Method 3546 digestion time and temperture achieved.
Initial:

Witness:_____

Prepared By: Date

Reviewed By: Date

Apex Laboratories

PREPARATION BENCH SHEET

BATCH #: 9060602 (Sediment)

Prep Method: EPA 3546

#	Lab Number		Analysis	Prepared	Initial (g)	Final (mL)	Spike ID	Source ID	ul Spike	ul Surr.	Sample ID	Extraction Comments	pH <2	pH Other	pH >11
	9060602-BLK1		QC	06/05/19 11:06	16	2				100					
	9060602-BS1		QC	06/05/19 11:06	15	2	A19F006		100	100					
	A9E0766-02	A	8270D LL PAH/PHTH/Phenols	06/05/19 11:06	15.66	2				100	T4-PDI2019-SC18-190522-01-03	PAHs Only			
	9060602-DUP1		QC	06/05/19 11:06	15.78	2		A9E0766-02		100					
	A9E0766-03	A	8270D LL PAH/PHTH/Phenols	06/05/19 11:06	15.68	2				100	T4-PDI2019-SC18-190522-03-05	PAHs Only			
	A9E0766-04	A	8270D LL PAH/PHTH/Phenols	06/05/19 11:06	15.64	2				100	T4-PDI2019-SC18-190522-05-07	PAHs Only			
	A9E0766-05	A	8270D LL PAH/PHTH/Phenols	06/05/19 11:06	15.62	2				100	T4-PDI2019-SC18-190522-07-09	MS/MSD this sample, PAHs Only			
	9060602-MS1		QC	06/05/19 11:06	15.59	2	A19F006	A9E0766-05	100	100					
	9060602-MSD1		QC	06/05/19 11:06	15.66	2	A19F006	A9E0766-05	100	100					
	A9E0766-06	A	8270D LL PAH/PHTH/Phenols	06/05/19 11:06	15.47	2				100	T4-PDI2019-SC18-190522-09-11	PAHs Only			
	A9E0766-07	A	8270D LL PAH/PHTH/Phenols	06/05/19 11:06	15.34	2				100	T4-PDI2019-SC18-190522-11-13	PAHs Only			
	A9E0838-01	A	8270D LL PAH/PHTH/Phenols	06/05/19 11:06	15.81	2				100	FD-20190524144 5	PAHs Only			
	A9E0838-02	A	8270D LL PAH/PHTH/Phenols	06/05/19 11:06	15.45	2				100	T4-PDI2019-SC27-190524-01-03	MS/MSD this sample, PAHs Only			
	9060602-MS2		QC	06/05/19 11:06	15.63	2	A19F006	A9E0838-02	100	100					
	9060602-MSD2		QC	06/05/19 11:06	15.65	2	A19F006	A9E0838-02	100	100					
	A9E0838-03	A	8270D LL PAH/PHTH/Phenols	06/05/19 11:06	15.79	2				100	T4-PDI2019-SC27-190524-03-05	PAHs Only			
	A9E0838-04	A	8270D LL PAH/PHTH/Phenols	06/05/19 11:06	15.12	2				100	T4-PDI2019-SC27-190524-05-07	PAHs Only			
	A9E0838-13	A	8270D LL PAH/PHTH/Phenols	06/05/19 11:06	15.29	2				100	FD-20190524130 0	PAHs Only			
	A9E0838-14	A	8270D LL PAH/PHTH/Phenols	06/05/19 11:06	15.68	2				100	T4-PDI2019-SC30-190524-01-03	PAHs Only			
	A9E0838-15	A	8270D LL PAH/PHTH/Phenols	06/05/19 11:06	15.32	2				100	T4-PDI2019-SC30-190524-03-05	MS/MSD this sample, PAHs Only			
	9060602-MS3		QC	06/05/19 11:06	15.43	2	A19F006	A9E0838-15	100	100					
	9060602-MSD3		QC	06/05/19 11:06	15.42	2	A19F006	A9E0838-15	100	100					

Prepared By: [signature] Date: 6/5/19

CAH 6.5.19

Reviewed By: VRA Date: 06/05/19

Apex Laboratories

PREPARATION BENCH SHEET

BATCH #: 9060602 (Sediment)

Prep Method: EPA 3546

#	Lab Number		Analysis	Prepared	Initial (g)	Final (mL)	Spike ID	Source ID	ul Spike	ul Surr.	Sample ID	Extraction Comments	pH <2	pH Other	pH >11
	A9E0838-16	A	8270D LL PAH/PHTH/Phenols	06/05/19 11:06	15.65	2				100	T4-PDI2019-SC30-190524-05-07	PAHs Only			
1	A9E0922-09	A	8270D LL PAH/PHTH/Phenols	06/05/19 16:08	~~15~~ 15.30	2				100	T4-PDI2019-SG22-190529	PAHs Only Soil			
2	A9E0922-10	A	8270D LL PAH/PHTH/Phenols	06/05/19 16:08	~~15~~ 15.22	2				100	T4-PDI2019-SG23-190529	PAHs Only soil			
3	A9E0927-02	A	8270D LL PAH/PHTH/Phenols	06/05/19 16:08	~~15~~ 15.82 CAH 6.5.19	2				100	FD-201905241641	PAHs Only mud			
4	A9E0927-03	A	8270D LL PAH/PHTH/Phenols	06/05/19 16:08	~~15~~ 15.57	2				100	T4-PDI2019-SC29-190524-01-03	PAHs Only mud			
5	A9E0927-04	A	8270D LL PAH/PHTH/Phenols	06/05/19 16:08	~~15~~ 15.03	2				100	T4-PDI2019-SC29-190524-03-05	PAHs Only mud			
6	A9E0927-05	A	8270D LL PAH/PHTH/Phenols	06/05/19 16:08	~~15~~ 15.57	2				100	T4-PDI2019-SC29-190524-05-07	MS/MSD this sample, PAHs Only mud			
7	9060602-MS4		QC	06/05/19 16:08	~~15~~ 15.38	2	A19F006	A9E0927-05	100	100		mud			
8	9060602-MSD4		QC	06/05/19 16:08	~~15~~ 15.76	2	A19F006	A9E0927-05	100	100		mud			

Standards/Reagents

Reagent(s)

Std ID	Exp. Date	Description
A13L219	11/30/23	Extractions Balance
A18K311	12/31/20	Glass Wool
A19D007	09/30/20	DCM CHEM PROD. 186806
A19E280	09/30/20	Sodium Sulfate Lot # Q098006

Analyte Spike(s)

Std ID	Exp. Date	Description
A19F006	11/30/19	8270D PAH+/Phenols (JSCS) Spike @ 80 PPM

CAH

Surrogate(s)

Std ID	Exp. Date	Description
A19E304	11/24/19	PAH Soil and Water Surr. (50ppm)

CAH

Method 3546 digestion time and temperture achieved.
Initial: JC

Witness: JC 6/5/19

Prepared By: Date

Reviewed By: Date

Apex Laboratories

PREPARATION BENCH SHEET

BATCH #: 9060602 (Sediment)

Prep Method: EPA 3546

#	Lab Number		Analysis	Prepared	Initial (g)	Final (mL)	Spike ID	Source ID	ul Spike	ul Surr.	Sample ID	Extraction Comments	pH <2	pH Other	pH >11
1	9060602-BLK1		QC	06/05/19 11:06	~~15~~ 16	2 ✓				100					
2	9060602-BS1		QC	06/05/19 11:06	15	2 ✓	A19F006		100	100					
3	A9E0766-02	A	8270D LL PAH/PHTH/Phenols	06/05/19 11:06	~~15~~ 15.66	2 ✓				100	T4-PDI2019-SC1 8-190522-01-03	PAHs Only MLD			
4	9060602-DUP1		QC	06/05/19 11:06	~~15~~ 15.78	2 ✓		A9E0766-02		100		MLD			
5	A9E0766-03	A	8270D LL PAH/PHTH/Phenols	06/05/19 11:06	~~15~~ 15.68	2 ✓				100	T4-PDI2019-SC1 8-190522-03-05	PAHs Only MLD			
6	A9E0766-04	A	8270D LL PAH/PHTH/Phenols	06/05/19 11:06	~~15~~ 15.64	2 ✓				100	T4-PDI2019-SC1 8-190522-05-07	PAHs Only Sand			
7	A9E0766-05	A	8270D LL PAH/PHTH/Phenols	06/05/19 11:06	~~15~~ 15.62	2 ✓				100	T4-PDI2019-SC1 8-190522-07-09	MS/MSD this sample, PAHs Only MLD			
8	9060602-MS1		QC	06/05/19 11:06	~~15~~ 15.59	2 ✓	A19F006	A9E0766-05	100	100		MLD			
9	9060602-MSD1		QC	06/05/19 11:06	~~15~~ 15.66	2 ✓	A19F006	A9E0766-05	100	100		MLD			
10	A9E0766-06	A	8270D LL PAH/PHTH/Phenols	06/05/19 11:06	~~15~~ 15.47	2 ✓				100	T4-PDI2019-SC1 8-190522-09-11	PAHs Only MLD			
11	A9E0766-07	A	8270D LL PAH/PHTH/Phenols	06/05/19 11:06	~~15~~ 15.34	2 ✓				100	T4-PDI2019-SC1 8-190522-11-13	PAHs Only MLD			
12	A9E0838-01	A	8270D LL PAH/PHTH/Phenols	06/05/19 11:06	~~15~~ 15.81	2 ✓				100	FD-20190524144 5	PAHs Only MLD			
13	A9E0838-02	A	8270D LL PAH/PHTH/Phenols	06/05/19 11:06	~~15~~ 15.45	2 ✓				100	T4-PDI2019-SC2 7-190524-01-03	MS/MSD this sample, PAHs Only MLD			
14	9060602-MS2		QC	06/05/19 11:06	~~15~~ 15.63	2 ✓	A19F006	A9E0838-02	100	100		MLD			
15	9060602-MSD2		QC	06/05/19 11:06	~~15~~ 15.65	2 ✓	A19F006	A9E0838-02	100	100		MLD			
16	A9E0838-03	A	8270D LL PAH/PHTH/Phenols	06/05/19 11:06	~~15~~ 15.79	2 ✓				100	T4-PDI2019-SC2 7-190524-03-05	PAHs Only MLD			
17	A9E0838-04	A	8270D LL PAH/PHTH/Phenols	06/05/19 11:06	~~15~~ 15.12	2 ✓				100	T4-PDI2019-SC2 7-190524-05-07	PAHs Only MLD			
18	A9E0838-13	A	8270D LL PAH/PHTH/Phenols	06/05/19 11:06	~~15~~ 15.29	2 ✓				100	FD-20190524130 0	PAHs Only MLD			
19	A9E0838-14	A	8270D LL PAH/PHTH/Phenols	06/05/19 11:06	~~15~~ 15.68	2 ✓				100	T4-PDI2019-SC3 0-190524-01-03	PAHs Only MLD			
20	A9E0838-15	A	8270D LL PAH/PHTH/Phenols	06/05/19 11:06	~~15~~ 15.32	2 ✓				100	T4-PDI2019-SC3 0-190524-03-05	MS/MSD this sample, PAHs Only MLD			
21	9060602-MS3		QC	06/05/19 11:06	~~15~~ 15.43	2 ✓	A19F006	A9E0838-15	100	100		MLD			
22	9060602-MSD3		QC	06/05/19 11:06	~~15~~ 15.42	2 ✓	A19F006	A9E0838-15	100	100		MLD			

Prepared By: [signature] Date: 6/5/19

Reviewed By: JRA Date: 06/05/19

Apex Laboratories

PREPARATION BENCH SHEET

BATCH #: 9060602 (Sediment)

Prep Method: EPA 3546

#	Lab Number		Analysis	Prepared	Initial (g)	Final (mL)	Spike ID	Source ID	ul Spike	ul Surr.	Sample ID	Extraction Comments	pH <2	pH Other	pH >11
23	A9E0838-16	A	8270D LL PAH/PHTH/Phenols	06/05/19 11:06	15.65	2				100	T4-PDI2019-SC3 0-190524-05-07	PAHs Only MLD			

Standards/Reagents

Reagent(s)

Std ID	Exp. Date	Description
A13L219	11/30/23	Extractions Balance
A18K311	12/31/20	Glass Wool
A19D007	09/30/20	DCM CHEM PROD. 186806
~~A19D260~~ A19E230	~~10/15/19~~ 9/30/20	~~Sodium~~ Sodium Sulfate Lot # Q098001 Q098006

SC 6/5/19

Analyte Spike(s)

Std ID	Exp. Date	Description
A19F006	11/30/19	8270D PAH+/Phenols (JSCS) Spike @ 80 PPM

SC

Surrogate(s)

Std ID	Exp. Date	Description
A19E304	11/24/19	PAH Soil and Water Surr. (50ppm)

SC

Method 3546 digestion time and temperture achieved.
Initial: SC

Witness: JAG 6/5/19

Prepared By: Date

Reviewed By: Date

ELEMENT SEQUENCE LOG

Apex Laboratories

Sequence:	**9F05022**	Instrument:	**SV-GCMS5**
Date:	**06/05/19 07:56**	Calibration:	**A9A3103**

#	Lab Number	Matrix	Analysis	Client	Due	Batch	ISTD ID	STD ID
1	9F05022-TUN1	Sediment	QC	QC			A19B027	A19E333
2	9F05022-IBL1	Sediment	QC	QC			A19B027	
3	9F05022-CCV1	Sediment	QC	QC			A19B027	A19C237
4	9F05022-CCB1	Sediment	QC	QC			A19B027	
5	A9E0766-05	Sediment	8270D LL PAH/PHTH/Phenols	Anchor QEA, LLC	06/06/19	9060602	A19B027	
6	A9E0838-02	Sediment	8270D LL PAH/PHTH/Phenols	Anchor QEA, LLC	06/07/19	9060602	A19B027	
7	A9E0838-15	Sediment	8270D LL PAH/PHTH/Phenols	Anchor QEA, LLC	06/07/19	9060602	A19B027	
8	A9E0766-05RE1	Sediment	8270D LL PAH/PHTH/Phenols	Anchor QEA, LLC	06/06/19	9060602	A19B027	
9	9060602-MS2	Sediment	QC	QC		9060602	A19B027	
10	9060602-MSD2	Sediment	QC	QC		9060602	A19B027	
11	9060602-MS3	Sediment	QC	QC		9060602	A19B027	
12	9060602-MSD3	Sediment	QC	QC		9060602	A19B027	
13	A9E0838-16	Sediment	8270D LL PAH/PHTH/Phenols	Anchor QEA, LLC	06/07/19	9060602	A19B027	
14	A9E0766-03	Sediment	8270D LL PAH/PHTH/Phenols	Anchor QEA, LLC	06/06/19	9060602	A19B027	
15	A9E0766-04	Sediment	8270D LL PAH/PHTH/Phenols	Anchor QEA, LLC	06/06/19	9060602	A19B027	
16	A9E0766-06	Sediment	8270D LL PAH/PHTH/Phenols	Anchor QEA, LLC	06/06/19	9060602	A19B027	
17	A9E0766-07	Sediment	8270D LL PAH/PHTH/Phenols	Anchor QEA, LLC	06/06/19	9060602	A19B027	
18	A9E0838-01	Sediment	8270D LL PAH/PHTH/Phenols	Anchor QEA, LLC	06/07/19	9060602	A19B027	
19	A9E0838-03	Sediment	8270D LL PAH/PHTH/Phenols	Anchor QEA, LLC	06/07/19	9060602	A19B027	
20	A9E0838-04	Sediment	8270D LL PAH/PHTH/Phenols	Anchor QEA, LLC	06/07/19	9060602	A19B027	
21	A9E0838-13	Sediment	8270D LL PAH/PHTH/Phenols	Anchor QEA, LLC	06/07/19	9060602	A19B027	
22	9F05022-IBL2	Sediment	QC	QC			A19B027	

Data Entered By: AMS 6/6/19

Data Reviewed By: 6/6/19

Comments:

Data Path : C:\msdchem\1\DATA\2019-06\9F05022\
Data File : E06051901.D
Acq On : 5 Jun 2019 1:28 pm
Operator : JK/ AMS /DTH
Sample : 9F05022-TUN1
Misc : 1x, A19E333 DFTPP@45
ALS Vial : 1 Sample Multiplier: 1

Integration File: rteint.p

Method : C:\msdchem\1\METHODS\DFTPP-8270.M
Title : 8270 DFTPP Tune Method
Last Update : Wed May 15 13:49:43 2019

DTH 6/5/19

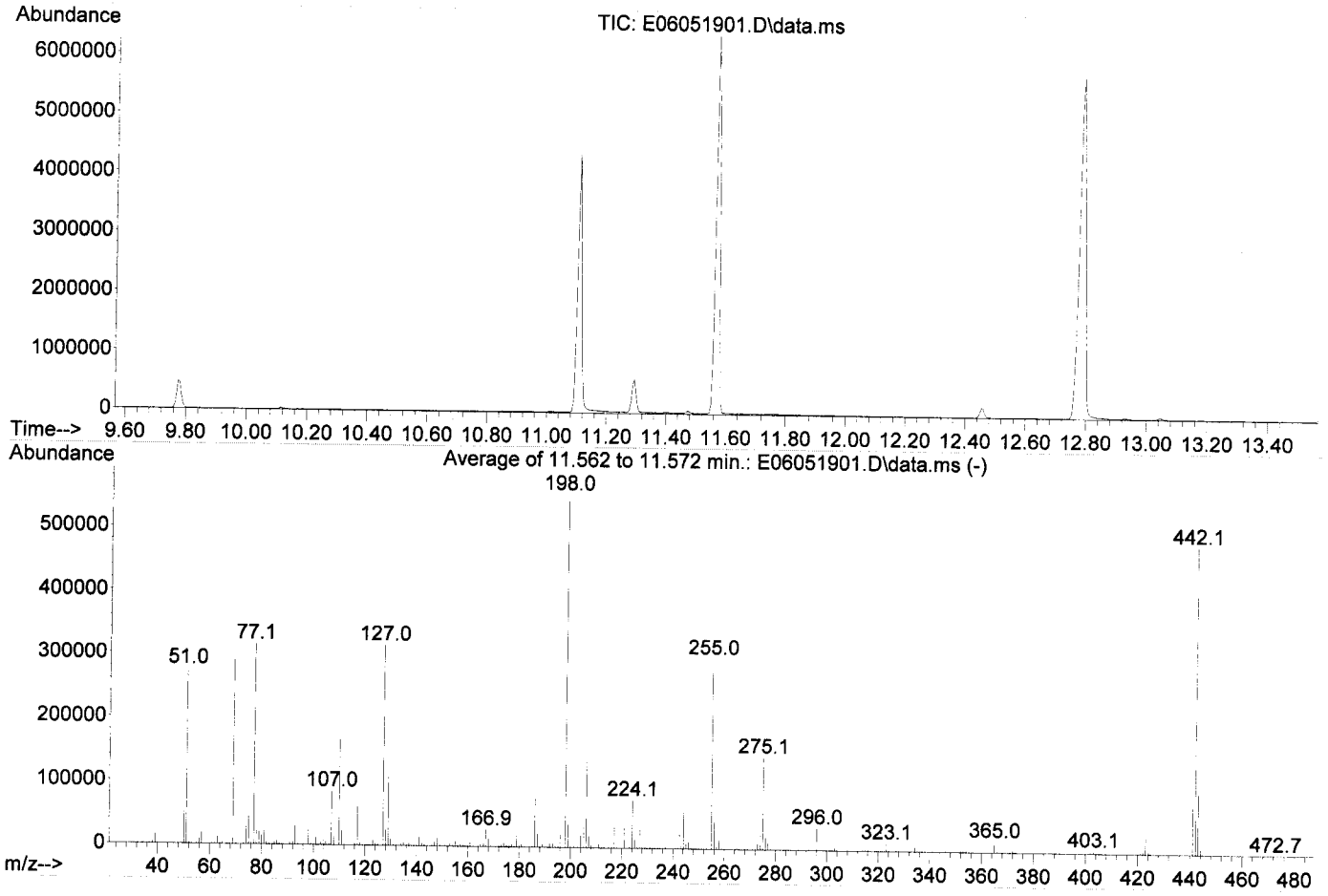

AutoFind: Scans 1491, 1492, 1493; Background Corrected with Scan 1487

Target Mass	Rel. to Mass	Lower Limit%	Upper Limit%	Rel. Abn%	Raw Abn	Result Pass/Fail
51	198	10	80	48.9	275314	PASS
68	69	0.00	2	0.0	0	PASS
69	198	0.00	100	51.5	290190	PASS
70	69	0.00	2	0.5	1387	PASS
127	198	10	80	55.9	315072	PASS
197	198	0.00	2	0.0	0	PASS
198	198	100	100	100.0	563541	PASS
199	198	5	9	6.8	38245	PASS
275	198	10	60	25.7	144821	PASS
365	198	1	100	3.0	17138	PASS
441	442	0.01	24	15.5	74637	PASS
442	198	50	200	85.7	483072	PASS
443	442	15	24	19.5	94419	PASS

Quantitation Report (Not Reviewed)

Data Path : C:\msdchem\1\DATA\2019-06\9F05022\
Data File : E06051901.D
Acq On : 5 Jun 2019 1:28 pm
Operator : JK/ AMS /DTH
Sample : 9F05022-TUN1
Misc : 1x, A19E333 DFTPP@45
ALS Vial : 1 Sample Multiplier: 1
DataAcq Meth:DFTPP-8270.M

Quant Time: Jun 05 15:21:23 2019
Quant Method : C:\msdchem\1\METHODS\DFTPP-8270.M
Quant Title : 8270 DFTPP Tune Method
QLast Update : Wed May 15 13:49:43 2019
Response via : Initial Calibration
InstName : SV-GCMS5

DNT 6/5/19

Compound	R.T.	QIon	Response	Conc	Units	Dev(Min)
Internal Standards						
1) 1,4-Dichlorobenzene-d4	6.748	150	93932	2.00	ug/mL	0.00
2) Naphthalene-d8	7.999	136	205312	2.00	ug/mL	0.00
3) Acenaphthene-d10	9.775	162	103296	2.00	ug/mL	-0.01
5) Phenanthrene-d10	11.294	188	199262	2.00	ug/mL	0.00
11) Chrysene-d12	15.070	240	177085	2.00	ug/mL	-0.01
12) Perylene-d12	17.055	264	138845	2.00	ug/mL	0.00
13) Dibenz(a,h)anthracene-...	18.338	292	131926	2.00	ug/mL	0.00
Target Compounds						Qvalue
4) Pentachlorophenol	11.107	266	478886	49.09	ug/mL	97
6) DFTPP	11.572	442	593600	36.90	ug/mL	87
7) Benzidine	12.786	184	3050916	43.04	ug/mL	94
8) 4,4-DDE	13.048	TIC	38829	No Calib		
9) 4,4-DDD	13.583	TIC	324040	No Calib		
10) 4,4-DDT	14.172	TIC	8429255	41.25	ug/mL	97

(#) = qualifier out of range (m) = manual integration (+) = signals summed

J

Quantitation Report (Qedit)

Data Path : C:\msdchem\1\DATA\2019-06\9F05022\
Data File : E06051901.D
Acq On : 5 Jun 2019 1:28 pm
Operator : JK/ AMS /DTH
Sample : 9F05022-TUN1
Misc : 1x, A19E333 DFTPP@45
ALS Vial : 1 Sample Multiplier: 1
DataAcq Meth:DFTPP-8270.M

Quant Time: Jun 05 15:21:23 2019
Quant Method : C:\msdchem\1\METHODS\DFTPP-8270.M
Quant Title : 8270 DFTPP Tune Method
QLast Update : Wed May 15 13:49:43 2019
Response via : Initial Calibration
InstName : SV-GCMS5

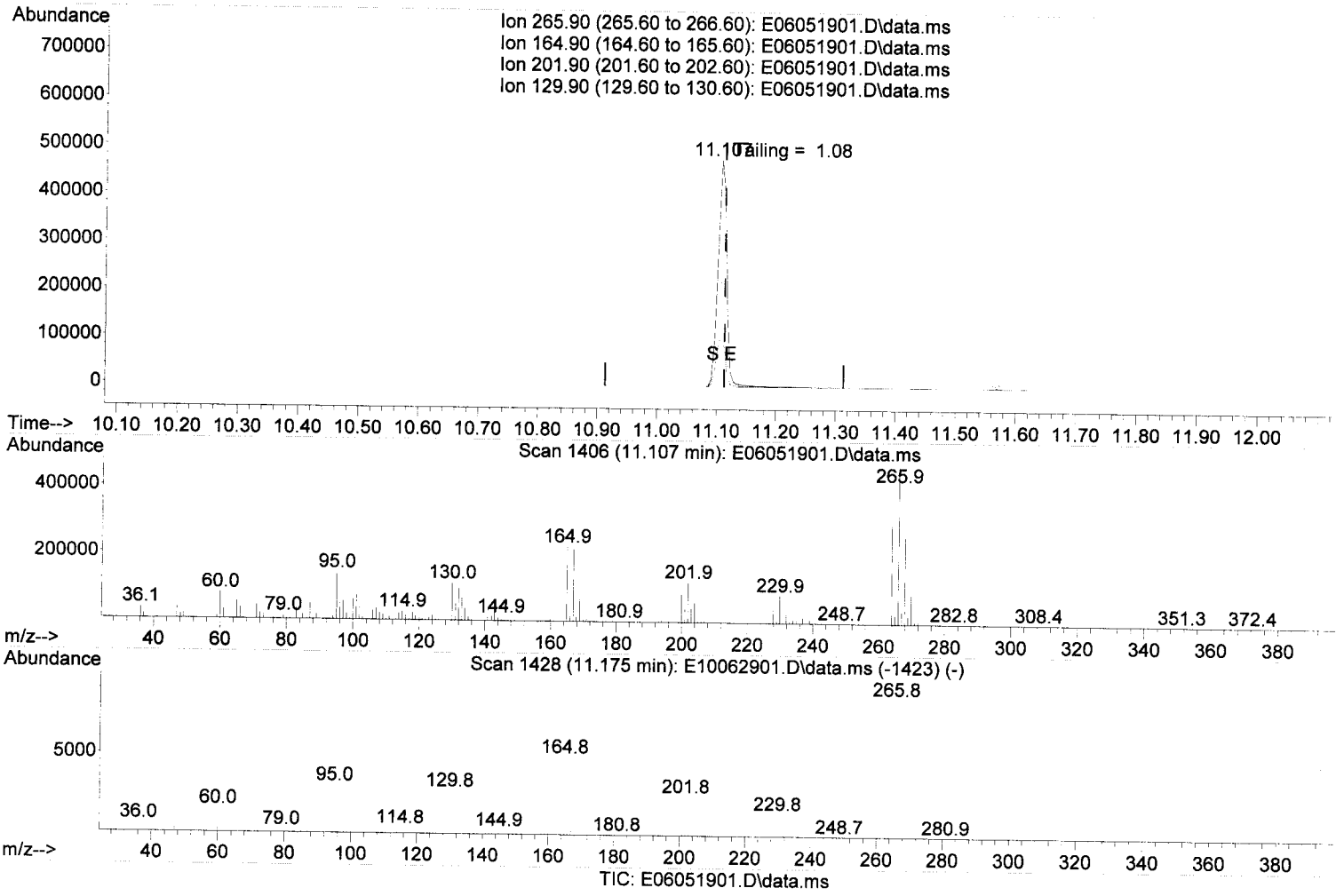

(4) Pentachlorophenol

11.107min (-0.006) 49.09 ug/mL

response 478886

Ion	Exp%	Act%
265.90	100.00	100.00
164.90	47.60	46.94
201.90	23.20	25.15
129.90	27.10	23.55

Quantitation Report (Qedit)

Data Path : C:\msdchem\1\DATA\2019-06\9F05022\
Data File : E06051901.D
Acq On : 5 Jun 2019 1:28 pm
Operator : JK/ AMS /DTH
Sample : 9F05022-TUN1
Misc : 1x, A19E333 DFTPP@45
ALS Vial : 1 Sample Multiplier: 1
DataAcq Meth:DFTPP-8270.M

Quant Time: Jun 05 15:21:23 2019
Quant Method : C:\msdchem\1\METHODS\DFTPP-8270.M
Quant Title : 8270 DFTPP Tune Method
QLast Update : Wed May 15 13:49:43 2019
Response via : Initial Calibration
InstName : SV-GCMS5

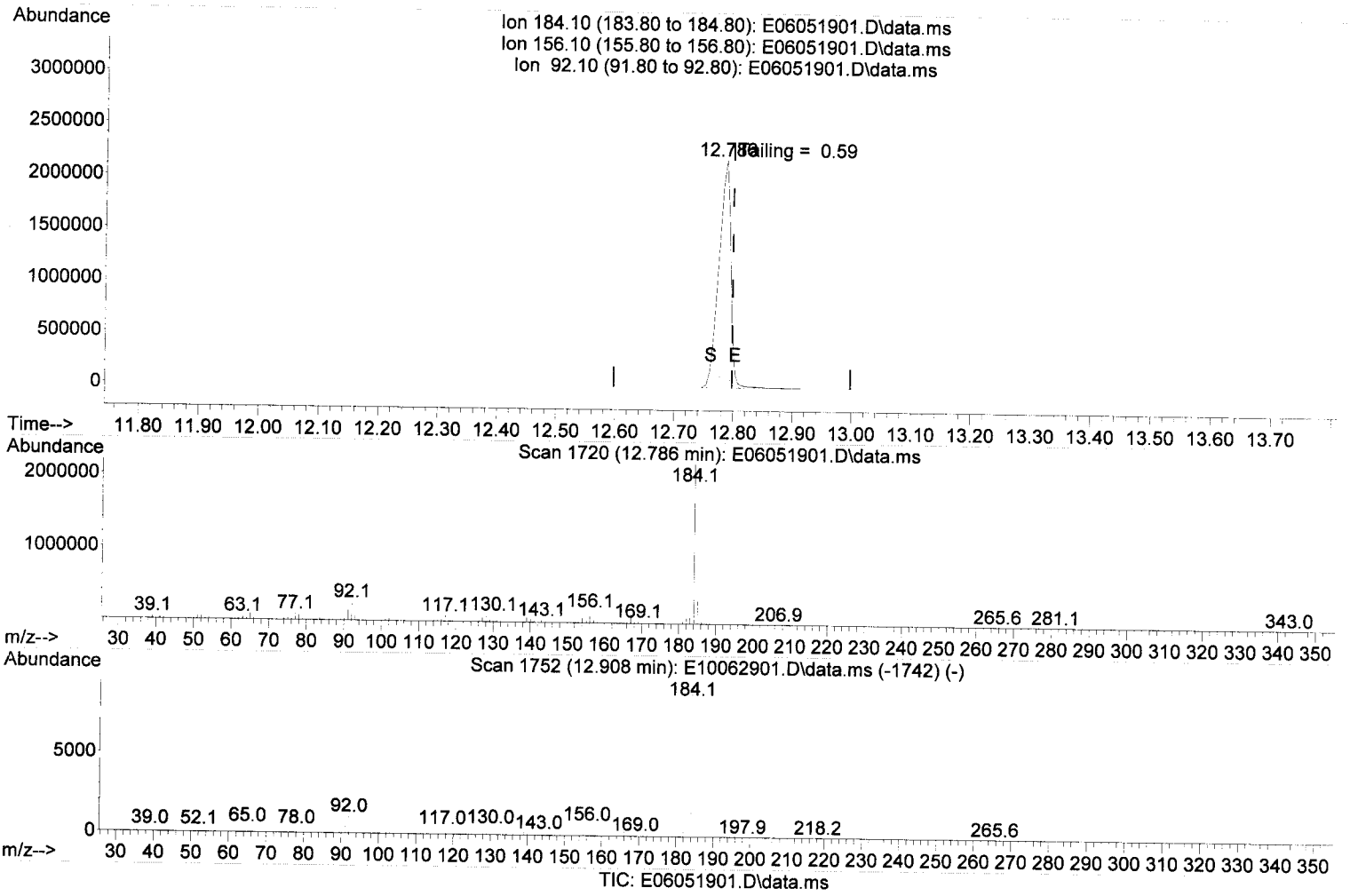

(7) Benzidine

12.786min (-0.011) 43.04 ug/mL

response 3050916

Ion	Exp%	Act%
184.10	100.00	100.00
156.10	8.50	7.29
92.10	8.20	11.59
0.00	0.00	0.00

DDT Breakdown Check (Validated 5/1/2013)

From:
9F05022-TUN1
SV-GCMS5

First Column Area Counts		Percent Breakdown	
DDE	38829		
DDD	324040		
DDT	8429255	**4.13**	**PASS**

J

Breakdown must be less than 20% to accept sample data.

Quantitation Report (Not Reviewed)

Data Path : C:\msdchem\1\DATA\2019-06\9F05022\
Data File : E06051901.D
Acq On : 5 Jun 2019 1:28 pm
Operator : JK/ AMS /DTH
Sample : 9F05022-TUN1
Misc : 1x, A19E333 DFTPP@45
ALS Vial : 1 Sample Multiplier: 1
DataAcq Meth:DFTPP-8270.M

Quant Time: Jun 05 15:21:23 2019
Quant Method : C:\msdchem\1\METHODS\DFTPP-8270.M
Quant Title : 8270 DFTPP Tune Method
QLast Update : Wed May 15 13:49:43 2019
Response via : Initial Calibration
InstName : SV-GCMS5

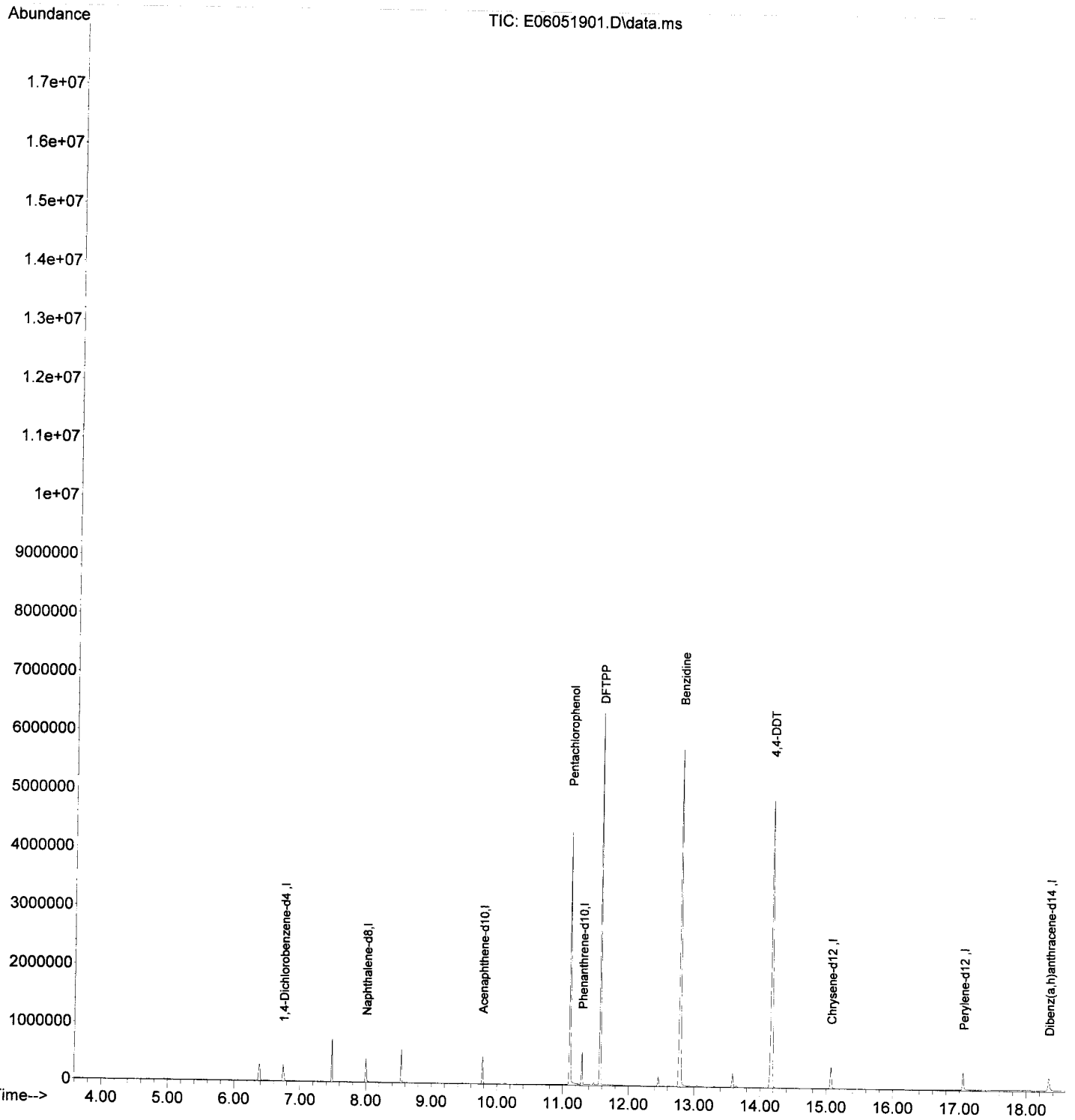

Evaluate Continuing Calibration Report

Data Path : C:\msdchem\1\DATA\2019-06\9F05022\
Data File : E06051903.D
Acq On : 5 Jun 2019 2:34 pm
Operator : JK/ AMS /DTH
Sample : 9F05022-CCV1
Misc : 1x, A19C237@1000
ALS Vial : 2 Sample Multiplier: 1
DataAcq Meth:SV5_AQUISITION.M

Quant Time: Jun 05 15:01:25 2019
Quant Method : C:\msdchem\1\METHODS\SV5_013019R4.M
Quant Title : EPA 8270D: Semivolatile Organics
QLast Update : Fri May 31 15:11:51 2019
Response via : Initial Calibration
InstName : SV-GCMS5

DTH 6/5/19

Min. RRF : 0.000 Min. Rel. Area : 50% Max. R.T. Dev 0.50min
Max. RRF Dev : 20% Max. Rel. Area : 200%

		Compound	Amount	Calc.	%Dev	Area%	Dev(min)
1	I	1,4-Dichlorobenzene-d4 (IST	2000.000	2000.000	0.0	89	0.00
2	T	N-Nitrosodimethylamine	1000.000	1017.706	-1.8	89	0.00
3	T	Pyridine	1000.000	1028.757	-2.9	91	0.00
4	S	2-Fluorophenol (Surr)	1000.000	1025.482	-2.5	87	-0.01
5	S	Phenol-d6(Surr)	1000.000	1052.918	-5.3	91	0.00
6	T	Phenol	1000.000	1133.122	-13.3	99	0.00
7	T	Aniline	1000.000	1007.752	-0.8	92	0.00
8	T	Bis(2-chloroethyl) ether	1000.000	1054.939	-5.5	93	0.00
9	T	2-Chlorophenol	1000.000	1060.159	-6.0	91	0.00
10	T	1,3-Dichlorobenzene	1000.000	999.403	0.1	89	0.00
11	T	1,4-Dichlorobenzene	1000.000	1013.667	-1.4	90	0.00
12	T	Benzyl alcohol	1000.000	1052.816	-5.3	92	0.00
13	T	1,2-Dichlorobenzene	1000.000	1018.149	-1.8	91	0.00
14	T	2-Methylphenol	1000.000	1080.160	-8.0	94	0.00
15	T	2,2'-Oxybis(1-Chloropropane	1000.000	1184.118	-18.4	104	0.00
16	T	N-Nitrosodi-n-propylamine	1000.000	1142.099	-14.2	100	0.00
17	T	3+4-Methylphenol	1000.000	1105.337	-10.5	96	0.00
18	T	Hexachloroethane	1000.000	1004.011	-0.4	89	0.00
19	S	Nitrobenzene-d5 (Surr)	1000.000	1224.487	-22.4#	110	0.00
20	T	Nitrobenzene	1000.000	1162.047	-16.2	100	0.00
21	I	Naphthalene-d8 (ISTD)	2000.000	2000.000	0.0	95	0.00
22	T	Isophorone	1000.000	1064.128	-6.4	96	0.00
23	T	2-Nitrophenol	1000.000	1208.450	-20.8#	112	0.00
24	T	2,4-Dimethylphenol	1000.000	1019.562	-2.0	94	0.00
25	T	Bis(2-chloroethoxy) methane	1000.000	1039.349	-3.9	97	0.00
26	T	Benzoic acid	2000.000	2592.835	-29.6#	145	0.00
27	T	2,4-Dichlorophenol	1000.000	1109.619	-11.0	103	0.00
28	T	1,2,4-Trichlorobenzene	1000.000	1037.475	-3.7	99	0.00
29	T	Naphthalene	1000.000	1014.228	-1.4	96	0.00
30	T	4-Chloroaniline	1000.000	1045.875	-4.6	102	0.00
31	T	Hexachlorobutadiene	1000.000	1080.329	-8.0	100	0.00
32	T	4-Chloro-3-methylphenol	1000.000	1133.488	-13.3	110	0.00
33	T	2-Methylnaphthalene	1000.000	1052.478	-5.2	99	0.00
34	T	1-Methylnaphthalene	1000.000	1056.556	-5.7	100	0.00
35	I	Acenaphthene-d10 (ISTD)	2000.000	2000.000	0.0	103	0.00
36	T	Hexachlorocyclopentadiene	1000.000	1061.806	-6.2	101	0.00
37	T	2,4,6-Trichlorophenol	1000.000	1189.693	-19.0	117	0.00
38	T	2,4,5-Trichlorophenol	1000.000	1140.984	-14.1	114	0.00
39	T	1,1'-Biphenyl	1000.000	1027.903	-2.8	104	0.00
40	S	2-Fluorobiphenyl (Surr)	1000.000	1032.683	-3.3	105	0.00
41	T	2-Chloronaphthalene	1000.000	1011.594	-1.2	105	0.00
42	T	2-Nitroaniline	1000.000	1121.437	-12.1	121	0.00
43	T	2,6-Dimethylnaphthalene	1000.000	1042.552	-4.3	104	0.00
44	T	1,4-Dinitrobenzene	1000.000	1355.110	-35.5#	155	0.00
45	T	Dimethyl phthalate	1000.000	1131.113	-13.1	114	0.00
46	T	1,3-Dinitrobenzene	1000.000	1238.185	-23.8#	137	0.00
47	T	2,6-Dinitrotoluene	1000.000	1183.794	-18.4	122	0.00

Evaluate Continuing Calibration Report

Data Path : C:\msdchem\1\DATA\2019-06\9F05022\
Data File : E06051903.D
Acq On : 5 Jun 2019 2:34 pm
Operator : JK/ AMS /DTH
Sample : 9F05022-CCV1
Misc : 1x, A19C237@1000
ALS Vial : 2 Sample Multiplier: 1
DataAcq Meth:SV5_AQUISITION.M

Quant Time: Jun 05 15:01:25 2019
Quant Method : C:\msdchem\1\METHODS\SV5_013019R4.M
Quant Title : EPA 8270D: Semivolatile Organics
QLast Update : Fri May 31 15:11:51 2019
Response via : Initial Calibration
InstName : SV-GCMS5

Min. RRF : 0.000 Min. Rel. Area : 50% Max. R.T. Dev 0.50min
Max. RRF Dev : 20% Max. Rel. Area : 200%

		Compound	Amount	Calc.	%Dev	Area%	Dev(min)
48	T	1,2-Dinitrobenzene	1000.000	1256.230	-25.6#	133	0.00
49	T	Acenaphthylene	1000.000	1056.350	-5.6	104	0.00
50	T	3-Nitroaniline	1000.000	1127.420	-12.7	122	0.00
51	T	Acenaphthene	1000.000	1032.705	-3.3	105	0.00
52	T	2,4-Dinitrophenol	1000.000	1570.688	-57.1#	236	0.00
53	T	4-Nitrophenol	1000.000	1136.310	-13.6	128	0.00
54	T	2,4-Dinitrotoluene	1000.000	1242.765	-24.3#	138	0.00
55	T	Dibenzofuran	1000.000	1064.515	-6.5	111	0.00
56	T	2,3,5,6-Tetrachlorophenol	1000.000	1249.872	-25.0#	131	0.00
57	T	2,3,4,6-Tetrachlorophenol	1000.000	1207.268	-20.7#	126	0.00
58	T	Diethyl phthalate	1000.000	1198.464	-19.8	118	0.00
59	T	2,3,5-Trimethylnaphthalene	1000.000	1109.429	-10.9	111	0.00
60	T	Fluorene	1000.000	1113.427	-11.3	113	0.00
61	T	4-Chlorophenyl phenyl ether	1000.000	1116.738	-11.7	117	0.00
62	T	4-Nitroaniline	1000.000	1101.587	-10.2	127	0.00
63	T	4,6-Dinitro-2-methylphenol	1000.000	1515.173	-51.5#	203	0.00
64	I	Phenanthrene-d10 (ISTD)	2000.000	2000.000	0.0	120	0.00
65	T	N-Nitrosodiphenylamine	1000.000	1029.639	-3.0	118	0.00
66	T	Azobenzene (1,2-DPH)	1000.000	1034.931	-3.5	115	0.00
67	S	2,4,6-Tribromophenol (Surr)	1000.000	1221.551	-22.2#	137	0.00
68	T	4-Bromophenyl phenyl ether	1000.000	1046.400	-4.6	125	0.00
69	T	Hexachlorobenzene	1000.000	1100.363	-10.0	131	0.00
70	T	Pentachlorophenol (PCP)	1000.000	1078.577	-7.9	132	0.00
71	T	Phenanthrene	1000.000	1036.655	-3.7	123	0.00
72	T	Anthracene	1000.000	1028.313	-2.8	122	0.00
73	T	Carbazole	1000.000	1001.551	-0.2	122	0.00
74	T	Di-n-butyl phthalate	1000.000	959.916	4.0	118	0.00
75	T	Fluoranthene	1000.000	1059.625	-6.0	128	0.00
76	T	Benzidine	2000.000	2896.688	-44.8#	212	0.00
77	T	Pyrene	1000.000	1077.865	-7.8	130	0.00
78	I	Chrysene-d12 (ISTD)	2000.000	2000.000	0.0	140	0.00
79	S	Terphenyl-d14 (Surr)	1000.000	1010.730	-1.1	137	0.00
80	T	Butyl benzyl phthalate	1000.000	872.990	12.7	119	0.00
81	T	Bis(2-ethylhexyl) adipate	1000.000	816.278	18.4	119	0.00
82	T	3,3-Dichlorobenzidine	2000.000	1883.441	5.8	133	0.00
83	T	Benz(a)anthracene	1000.000	983.962	1.6	141	0.00
84	T	Chrysene	1000.000	1034.376	-3.4	144	0.00
85	T	Bis(2-ethylhexyl) phthalate	1000.000	887.822	11.2	127	0.00
86	I	Perylene-d12 (ISTD)	2000.000	2000.000	0.0	137	0.00
87	T	Di-n-octyl phthalate	1000.000	906.918	9.3	122	0.00
88	T	Benzo(b)fluoranthene	1000.000	1116.150	-11.6	149	0.00
89	T	Benzo(k)fluoranthene	1000.000	1157.811	-15.8	149	0.00
90	T	Benzo(b+k)fluoranthene	2000.000	2212.477	-10.6	148	0.00
91	T	Benzo(e)pyrene	1000.000	1096.000	-9.6	147	0.00
92	T	Benzo(a)pyrene	1000.000	1149.524	-15.0	149	0.00
93	T	Perylene	1000.000	1097.776	-9.8	149	0.00

Evaluate Continuing Calibration Report

Data Path : C:\msdchem\1\DATA\2019-06\9F05022\
Data File : E06051903.D
Acq On : 5 Jun 2019 2:34 pm
Operator : JK/ AMS /DTH
Sample : 9F05022-CCV1
Misc : 1x, A19C237@1000
ALS Vial : 2 Sample Multiplier: 1
DataAcq Meth:SV5_AQUISITION.M

Quant Time: Jun 05 15:01:25 2019
Quant Method : C:\msdchem\1\METHODS\SV5_013019R4.M
Quant Title : EPA 8270D: Semivolatile Organics
QLast Update : Fri May 31 15:11:51 2019
Response via : Initial Calibration
InstName : SV-GCMS5

Min. RRF : 0.000 Min. Rel. Area : 50% Max. R.T. Dev 0.50min
Max. RRF Dev : 20% Max. Rel. Area : 200%

		Compound	Amount	Calc.	%Dev	Area%	Dev(min)
94	I	Dibenz(a,h)Anthrcene-d14 (I	2000.000	2000.000	0.0	153	0.00
95	T	Indeno(1,2,3-cd)pyrene	1000.000	961.445	3.9	150	0.00
96	T	Dibenz(a,h)anthracene	1000.000	1042.198	-4.2	160	0.00
97	T	Benzo(g,h,i)perylene	1000.000	991.040	0.9	144	0.00

(#) = Out of Range SPCC's out = 0 CCC's out = 0

Quantitation Report (QT Reviewed)

Data Path : C:\msdchem\1\DATA\2019-06\9F05022\
Data File : E06051903.D
Acq On : 5 Jun 2019 2:34 pm
Operator : JK/ AMS /DTH
Sample : 9F05022-CCV1
Misc : 1x, A19C237@1000
ALS Vial : 2 Sample Multiplier: 1
DataAcq Meth:SV5_AQUISITION.M

Quant Time: Jun 05 15:01:25 2019
Quant Method : C:\msdchem\1\METHODS\SV5_013019R4.M
Quant Title : EPA 8270D: Semivolatile Organics
QLast Update : Fri May 31 15:11:51 2019
Response via : Initial Calibration
InstName : SV-GCMS5

DTH 6/5/19

Compound	R.T.	QIon	Response	Conc	Units	Dev(Min)
Internal Standards						
1) 1,4-Dichlorobenzene-d4...	6.757	152	253700	2000.00	ng/ml	0.00
21) Naphthalene-d8 (ISTD)	8.003	136	1036670	2000.00	ng/ml	0.00
35) Acenaphthene-d10 (ISTD)	9.784	162	506392	2000.00	ng/ml	0.00
64) Phenanthrene-d10 (ISTD)	11.298	188	1011726	2000.00	ng/ml	0.00
78) Chrysene-d12 (ISTD)	15.207	240	987507	2000.00	ng/ml	0.00
86) Perylene-d12 (ISTD)	18.722	264	865983	2000.00	ng/ml	0.00
94) Dibenz(a,h)Anthrcene-d...	21.118	292	767602	2000.00	ng/ml	0.00
System Monitoring Compounds						
4) 2-Fluorophenol (Surr)	5.553	112	162194	1025.48	ng/ml	-0.01
5) Phenol-d6(Surr)	6.404	99	222756	1052.92	ng/ml	0.00
19) Nitrobenzene-d5 (Surr)	7.291	82	232269	1224.49	ng/ml	0.00
40) 2-Fluorobiphenyl (Surr)	9.083	172	388913	1032.68	ng/ml	0.00
67) 2,4,6-Tribromophenol (...	10.586	330	45559	1221.55	ng/ml	0.00
79) Terphenyl-d14 (Surr)	13.127	244	466340	1010.73	ng/ml	0.00
Target Compounds						Qvalue
2) N-Nitrosodimethylamine	4.323	74	121838	1017.71	ng/ml	97
3) Pyridine	4.355	79	199463	1028.76	ng/ml	97
6) Phenol	6.414	94	251190	1133.12	ng/ml	94
7) Aniline	6.446	93	291115	1007.75	ng/ml	100
8) Bis(2-chloroethyl) ether	6.495	93	191144	1054.94	ng/ml	98
9) 2-Chlorophenol	6.564	128	175986	1060.16	ng/ml	98
10) 1,3-Dichlorobenzene	6.708	146	189645	999.40	ng/ml	98
11) 1,4-Dichlorobenzene	6.773	146	194349	1013.67	ng/ml	98
12) Benzyl alcohol	6.885	108	110688	1052.82	ng/ml	99
13) 1,2-Dichlorobenzene	6.922	146	184907	1018.15	ng/ml	99
14) 2-Methylphenol	6.987	107	149121	1080.16	ng/ml	99
15) 2,2'-Oxybis(1-Chloropr...	7.008	45	340228	1184.12	ng/ml	100
16) N-Nitrosodi-n-propylamine	7.131	70	155112	1142.10	ng/ml	99
17) 3+4-Methylphenol	7.136	107	192753	1105.34	ng/ml	95
18) Hexachloroethane	7.254	117	71062	1004.01	ng/ml	84
20) Nitrobenzene	7.308	77	212888	1162.05	ng/ml	96
22) Isophorone	7.538	82	376482	1064.13	ng/ml	98
23) 2-Nitrophenol	7.623	139	94221	1208.45	ng/ml	93
24) 2,4-Dimethylphenol	7.655	122	158164	1019.56	ng/ml	96
25) Bis(2-chloroethoxy) me...	7.741	93	231361	1039.35	ng/ml	99
26) Benzoic acid	7.746	105	141736	2592.83	ng/ml	96
27) 2,4-Dichlorophenol	7.864	162	133385	1109.62	ng/ml	99
28) 1,2,4-Trichlorobenzene	7.944	180	149407	1037.48	ng/ml	95
29) Naphthalene	8.024	128	560891	1014.23	ng/ml	100
30) 4-Chloroaniline	8.072	127	199195	1045.87	ng/ml	99
31) Hexachlorobutadiene	8.147	225	75990	1080.33	ng/ml	98
32) 4-Chloro-3-methylphenol	8.554	107	150300	1133.49	ng/ml	95
33) 2-Methylnaphthalene	8.720	142	366115	1052.48	ng/ml	95
34) 1-Methylnaphthalene	8.821	142	351964	1056.56	ng/ml	98
36) Hexachlorocyclopentadiene	8.885	237	68973	1061.81	ng/ml	96
37) 2,4,6-Trichlorophenol	9.003	196	91053	1189.69	ng/ml	99
38) 2,4,5-Trichlorophenol	9.046	196	90945	1140.98	ng/ml	98
39) 1,1'-Biphenyl	9.185	154	445311	1027.90	ng/ml	98
41) 2-Chloronaphthalene	9.212	162	316404	1011.59	ng/ml	99
42) 2-Nitroaniline	9.313	138	107762	1121.44	ng/ml	92

Quantitation Report (QT Reviewed)

Data Path : C:\msdchem\1\DATA\2019-06\9F05022\
Data File : E06051903.D
Acq On : 5 Jun 2019 2:34 pm
Operator : JK/ AMS /DTH
Sample : 9F05022-CCV1
Misc : 1x, A19C237@1000
ALS Vial : 2 Sample Multiplier: 1
DataAcq Meth:SV5_AQUISITION.M

Quant Time: Jun 05 15:01:25 2019
Quant Method : C:\msdchem\1\METHODS\SV5_013019R4.M
Quant Title : EPA 8270D: Semivolatile Organics
QLast Update : Fri May 31 15:11:51 2019
Response via : Initial Calibration
InstName : SV-GCMS5

Compound	R.T.	QIon	Response	Conc	Units	Dev(Min)
43) 2,6-Dimethylnaphthalene	9.351	156	315549	1042.55	ng/ml	96
44) 1,4-Dinitrobenzene	9.442	168	51147	1355.11	ng/ml	93
45) Dimethyl phthalate	9.490	163	367613	1131.11	ng/ml	100
46) 1,3-Dinitrobenzene	9.522	168	59267	1238.19	ng/ml	95
47) 2,6-Dinitrotoluene	9.549	165	84563	1183.79	ng/ml	93
48) 1,2-Dinitrobenzene	9.607	168	40523	1256.23	ng/ml	92
49) Acenaphthylene	9.634	152	521053	1056.35	ng/ml	99
50) 3-Nitroaniline	9.725	138	92776	1127.42	ng/ml	96
51) Acenaphthene	9.811	153	345397	1032.70	ng/ml	99
52) 2,4-Dinitrophenol	9.832	184	33681	1570.69	ng/ml	89
53) 4-Nitrophenol	9.902	139	70558	1136.31	ng/ml	84
54) 2,4-Dinitrotoluene	9.966	165	114647	1242.77	ng/ml	92
55) Dibenzofuran	9.987	168	462865	1064.52	ng/ml	91
56) 2,3,5,6-Tetrachlorophenol	10.073	232	74521	1249.87	ng/ml	93
57) 2,3,4,6-Tetrachlorophenol	10.116	232	81246	1207.27	ng/ml	91
58) Diethyl phthalate	10.201	149	389267	1198.46	ng/ml	96
59) 2,3,5-Trimethylnaphtha...	10.196	170	299320	1109.43	ng/ml	98
60) Fluorene	10.335	166	387646	1113.43	ng/ml	100
61) 4-Chlorophenyl phenyl ...	10.324	204	172152	1116.74	ng/ml	91
62) 4-Nitroaniline	10.351	138	101226	1101.59	ng/ml	83
63) 4,6-Dinitro-2-methylph...	10.383	198	51933	1515.17	ng/ml	88
65) N-Nitrosodiphenylamine	10.447	169	329090	1029.64	ng/ml	98
66) Azobenzene (1,2-DPH)	10.490	77	451948	1034.93	ng/ml	98
68) 4-Bromophenyl phenyl e...	10.827	248	97943	1046.40	ng/ml	90
69) Hexachlorobenzene	10.913	284	103607	1100.36	ng/ml	92
70) Pentachlorophenol (PCP)	11.105	266	50331	1078.58	ng/ml	98
71) Phenanthrene	11.319	178	575655	1036.65	ng/ml	99
72) Anthracene	11.373	178	585883	1028.31	ng/ml	98
73) Carbazole	11.528	167	534296	1001.55	ng/ml	99
74) Di-n-butyl phthalate	11.865	149	640739	959.92	ng/ml	99
75) Fluoranthene	12.613	202	610343	1059.62	ng/ml	97
76) Benzidine	12.774	184	575413	2896.69	ng/ml	98
77) Pyrene	12.918	202	630677	1077.86	ng/ml	98
80) Butyl benzyl phthalate	13.967	149	252158	872.99	ng/ml	97
81) Bis(2-ethylhexyl) adipate	14.138	129	234623	816.28	ng/ml	99
82) 3,3-Dichlorobenzidine	15.143	252	307149	1883.44	ng/ml	97
83) Benz(a)anthracene	15.181	228	548084	983.96	ng/ml	98
84) Chrysene	15.266	228	548877	1034.38	ng/ml	98
85) Bis(2-ethylhexyl) phth...	15.325	149	366479	887.82	ng/ml	97
87) Di-n-octyl phthalate	16.999	149	512935	906.92	ng/ml	97
88) Benzo(b)fluoranthene	17.796	252	510660	1116.15	ng/ml	97
89) Benzo(k)fluoranthene	17.866	252	520592	1157.81	ng/ml	100
90) Benzo(b+k)fluoranthene	17.866	252	1063062	2212.48	ng/ml	100
91) Benzo(e)pyrene	18.454	252	509103	1096.00	ng/ml	99
92) Benzo(a)pyrene	18.577	252	477520	1149.52	ng/ml	100
93) Perylene	18.780	252	521206	1097.78	ng/ml	99
95) Indeno(1,2,3-cd)pyrene	21.118	276	404514	961.45	ng/ml	97
96) Dibenz(a,h)anthracene	21.182	278	401562	1042.20	ng/ml	97
97) Benzo(g,h,i)perylene	21.658	276	410506	991.04	ng/ml	81

(#) = qualifier out of range (m) = manual integration (+) = signals summed

Quantitation Report (QT Reviewed)

Data Path : C:\msdchem\1\DATA\2019-06\9F05022\
Data File : E06051903.D
Acq On : 5 Jun 2019 2:34 pm
Operator : JK/ AMS /DTH
Sample : 9F05022-CCV1
Misc : 1x, A19C237@1000
ALS Vial : 2 Sample Multiplier: 1
DataAcq Meth:SV5_AQUISITION.M

Quant Time: Jun 05 15:01:25 2019
Quant Method : C:\msdchem\1\METHODS\SV5_013019R4.M
Quant Title : EPA 8270D: Semivolatile Organics
QLast Update : Fri May 31 15:11:51 2019
Response via : Initial Calibration
InstName : SV-GCMS5

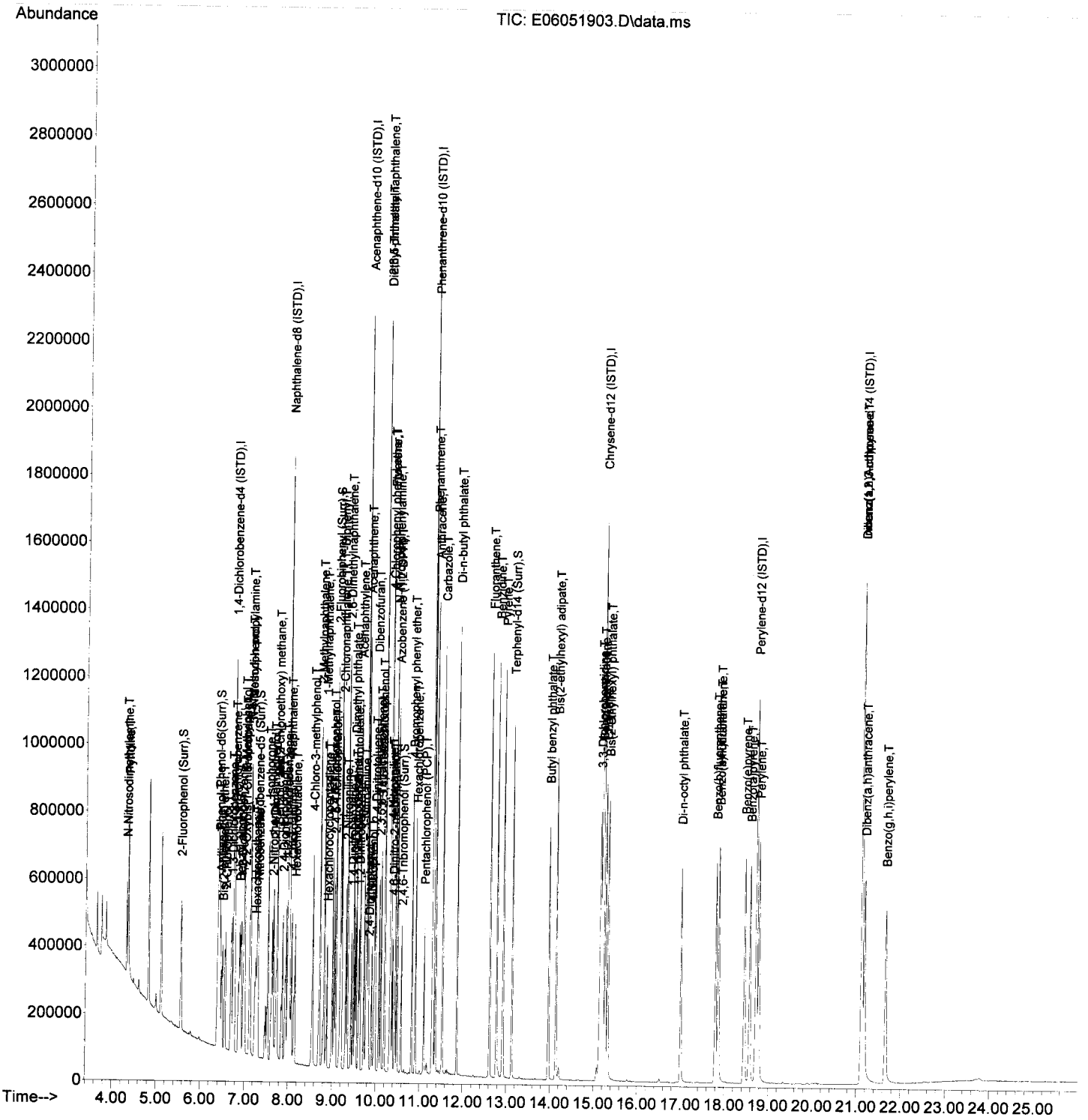

Quantitation Report (Not Reviewed)

Data Path : C:\msdchem\1\DATA\2019-06\9F05022\
Data File : E06051904.D
Acq On : 5 Jun 2019 3:11 pm
Operator : JK/ AMS /DTH
Sample : 9F05022-CCB1
Misc : 1x, DCM + ISTD
ALS Vial : 3 Sample Multiplier: 1
DataAcq Meth:SV5_AQUISITION.M

Quant Time: Jun 05 15:39:48 2019
Quant Method : C:\msdchem\1\METHODS\SV5_013019R4.M
Quant Title : EPA 8270D: Semivolatile Organics
QLast Update : Fri May 31 15:11:51 2019
Response via : Initial Calibration
InstName : SV-GCMS5

DTH 6/5/19

Compound	R.T.	QIon	Response	Conc	Units	Dev(Min)
Internal Standards						
1) 1,4-Dichlorobenzene-d4...	6.757	152	289659	2000.00	ng/ml	0.00
21) Naphthalene-d8 (ISTD)	8.003	136	1161439	2000.00	ng/ml	0.00
35) Acenaphthene-d10 (ISTD)	9.778	162	546370	2000.00	ng/ml	0.00
64) Phenanthrene-d10 (ISTD)	11.292	188	1055972	2000.00	ng/ml	0.00
78) Chrysene-d12 (ISTD)	15.207	240	1063164	2000.00	ng/ml	0.00
86) Perylene-d12 (ISTD)	18.721	264	892228	2000.00	ng/ml	0.00
94) Dibenz(a,h)Anthrcene-d...	21.112	292	787936	2000.00	ng/ml	0.00
System Monitoring Compounds						
4) 2-Fluorophenol (Surr)	0.000	112	0	0.00	ng/ml	
5) Phenol-d6(Surr)	0.000	99	0	0.00	ng/ml	
19) Nitrobenzene-d5 (Surr)	7.265	82	119	0.55	ng/ml	-0.03
40) 2-Fluorobiphenyl (Surr)	0.000	172	0	0.00	ng/ml	
67) 2,4,6-Tribromophenol (...	0.000	330	0	0.00	ng/ml	
79) Terphenyl-d14 (Surr)	0.000	244	0	0.00	ng/ml	
Target Compounds						Qvalue
2) N-Nitrosodimethylamine	4.318	74	70	N.D.		
3) Pyridine	0.000		0	N.D.		
6) Phenol	0.000		0	N.D.		
7) Aniline	0.000		0	N.D.		
8) Bis(2-chloroethyl) ether	0.000		0	N.D.		
9) 2-Chlorophenol	0.000		0	N.D.		
10) 1,3-Dichlorobenzene	0.000		0	N.D.		
11) 1,4-Dichlorobenzene	0.000		0	N.D.		
12) Benzyl alcohol	6.912	108	69	N.D.		
13) 1,2-Dichlorobenzene	0.000		0	N.D.		
14) 2-Methylphenol	6.917	107	73	N.D.		
15) 2,2'-Oxybis(1-Chloropr...	0.000		0	N.D.		
16) N-Nitrosodi-n-propylamine	7.126	70	160	N.D.		
17) 3+4-Methylphenol	0.000		0	N.D.		
18) Hexachloroethane	0.000		0	N.D.		
20) Nitrobenzene	0.000		0	N.D.		
22) Isophorone	7.543	82	147	N.D.		
23) 2-Nitrophenol	0.000		0	N.D.		
24) 2,4-Dimethylphenol	0.000		0	N.D.		
25) Bis(2-chloroethoxy) me...	0.000		0	N.D.		
26) Benzoic acid	0.000		0	N.D.		
27) 2,4-Dichlorophenol	0.000		0	N.D.		
28) 1,2,4-Trichlorobenzene	0.000		0	N.D.		
29) Naphthalene	8.024	128	151	N.D.		
30) 4-Chloroaniline	0.000		0	N.D.		
31) Hexachlorobutadiene	0.000		0	N.D.		
32) 4-Chloro-3-methylphenol	0.000		0	N.D.		
33) 2-Methylnaphthalene	8.730	142	56	N.D.		
34) 1-Methylnaphthalene	0.000		0	N.D.		
36) Hexachlorocyclopentadiene	0.000		0	N.D.		
37) 2,4,6-Trichlorophenol	0.000		0	N.D.		
38) 2,4,5-Trichlorophenol	0.000		0	N.D.		
39) 1,1'-Biphenyl	0.000		0	N.D.		
41) 2-Chloronaphthalene	0.000		0	N.D.		
42) 2-Nitroaniline	0.000		0	N.D.		

Quantitation Report (Not Reviewed)

Data Path : C:\msdchem\1\DATA\2019-06\9F05022\
Data File : E06051904.D
Acq On : 5 Jun 2019 3:11 pm
Operator : JK/ AMS /DTH
Sample : 9F05022-CCB1
Misc : 1x, DCM + ISTD
ALS Vial : 3 Sample Multiplier: 1
DataAcq Meth:SV5_AQUISITION.M

Quant Time: Jun 05 15:39:48 2019
Quant Method : C:\msdchem\1\METHODS\SV5_013019R4.M
Quant Title : EPA 8270D: Semivolatile Organics
QLast Update : Fri May 31 15:11:51 2019
Response via : Initial Calibration
InstName : SV-GCMS5

Compound	R.T.	QIon	Response	Conc Units	Dev(Min)
43) 2,6-Dimethylnaphthalene	0.000		0	N.D.	
44) 1,4-Dinitrobenzene	0.000		0	N.D.	
45) Dimethyl phthalate	0.000		0	N.D.	
46) 1,3-Dinitrobenzene	0.000		0	N.D.	
47) 2,6-Dinitrotoluene	0.000		0	N.D.	
48) 1,2-Dinitrobenzene	0.000		0	N.D.	
49) Acenaphthylene	0.000		0	N.D.	
50) 3-Nitroaniline	9.773	138	102	30.29 ng/ml#	1
51) Acenaphthene	9.778	153	100	N.D.	
52) 2,4-Dinitrophenol	0.000		0	N.D.	
53) 4-Nitrophenol	0.000		0	N.D.	
54) 2,4-Dinitrotoluene	9.885	165	117	62.18 ng/ml#	15
55) Dibenzofuran	0.000		0	N.D.	
56) 2,3,5,6-Tetrachlorophenol	0.000		0	N.D.	
57) 2,3,4,6-Tetrachlorophenol	0.000		0	N.D.	
58) Diethyl phthalate	10.201	149	59	N.D.	
59) 2,3,5-Trimethylnaphtha...	10.313	170	88	N.D.	
60) Fluorene	0.000		0	N.D.	
61) 4-Chlorophenyl phenyl ...	0.000		0	N.D.	
62) 4-Nitroaniline	0.000		0	N.D.	
63) 4,6-Dinitro-2-methylph...	0.000		0	N.D.	
65) N-Nitrosodiphenylamine	0.000		0	N.D.	
66) Azobenzene (1,2-DPH)	10.511	77	61	N.D.	
68) 4-Bromophenyl phenyl e...	0.000		0	N.D.	
69) Hexachlorobenzene	0.000		0	N.D.	
70) Pentachlorophenol (PCP)	0.000		0	N.D.	
71) Phenanthrene	11.297	178	395	N.D.	
72) Anthracene	11.297	178	395	N.D.	
73) Carbazole	0.000		0	N.D.	
74) Di-n-butyl phthalate	11.870	149	102	N.D.	
75) Fluoranthene	12.635	202	65	N.D.	
76) Benzidine	0.000		0	N.D.	
77) Pyrene	0.000		0	N.D.	
80) Butyl benzyl phthalate	0.000		0	N.D.	
81) Bis(2-ethylhexyl) adipate	14.138	129	525	N.D.	
82) 3,3-Dichlorobenzidine	0.000		0	N.D.	
83) Benz(a)anthracene	15.207	228	2485	4.14 ng/ml	73
84) Chrysene	15.207	228	2485	4.35 ng/ml	71
85) Bis(2-ethylhexyl) phth...	0.000		0	N.D.	
87) Di-n-octyl phthalate	16.919	149	61	30.78 ng/ml	71
88) Benzo(b)fluoranthene	0.000		0	N.D.	
89) Benzo(k)fluoranthene	0.000		0	N.D.	
90) Benzo(b+k)fluoranthene	0.000		0	N.D.	
91) Benzo(e)pyrene	18.721	252	2893	6.04 ng/ml#	1
92) Benzo(a)pyrene	0.000		0	N.D.	
93) Perylene	18.721	252	2893	5.91 ng/ml	63
95) Indeno(1,2,3-cd)pyrene	21.112	276	285	N.D.	
96) Dibenz(a,h)anthracene	21.102	278	254	N.D.	
97) Benzo(g,h,i)perylene	0.000		0	N.D.	

(#) = qualifier out of range (m) = manual integration (+) = signals summed

Quantitation Report (Not Reviewed)

Data Path : C:\msdchem\1\DATA\2019-06\9F05022\
Data File : E06051904.D
Acq On : 5 Jun 2019 3:11 pm
Operator : JK/ AMS /DTH
Sample : 9F05022-CCB1
Misc : 1x, DCM + ISTD
ALS Vial : 3 Sample Multiplier: 1
DataAcq Meth:SV5_AQUISITION.M

Quant Time: Jun 05 15:39:48 2019
Quant Method : C:\msdchem\1\METHODS\SV5_013019R4.M
Quant Title : EPA 8270D: Semivolatile Organics
QLast Update : Fri May 31 15:11:51 2019
Response via : Initial Calibration
InstName : SV-GCMS5

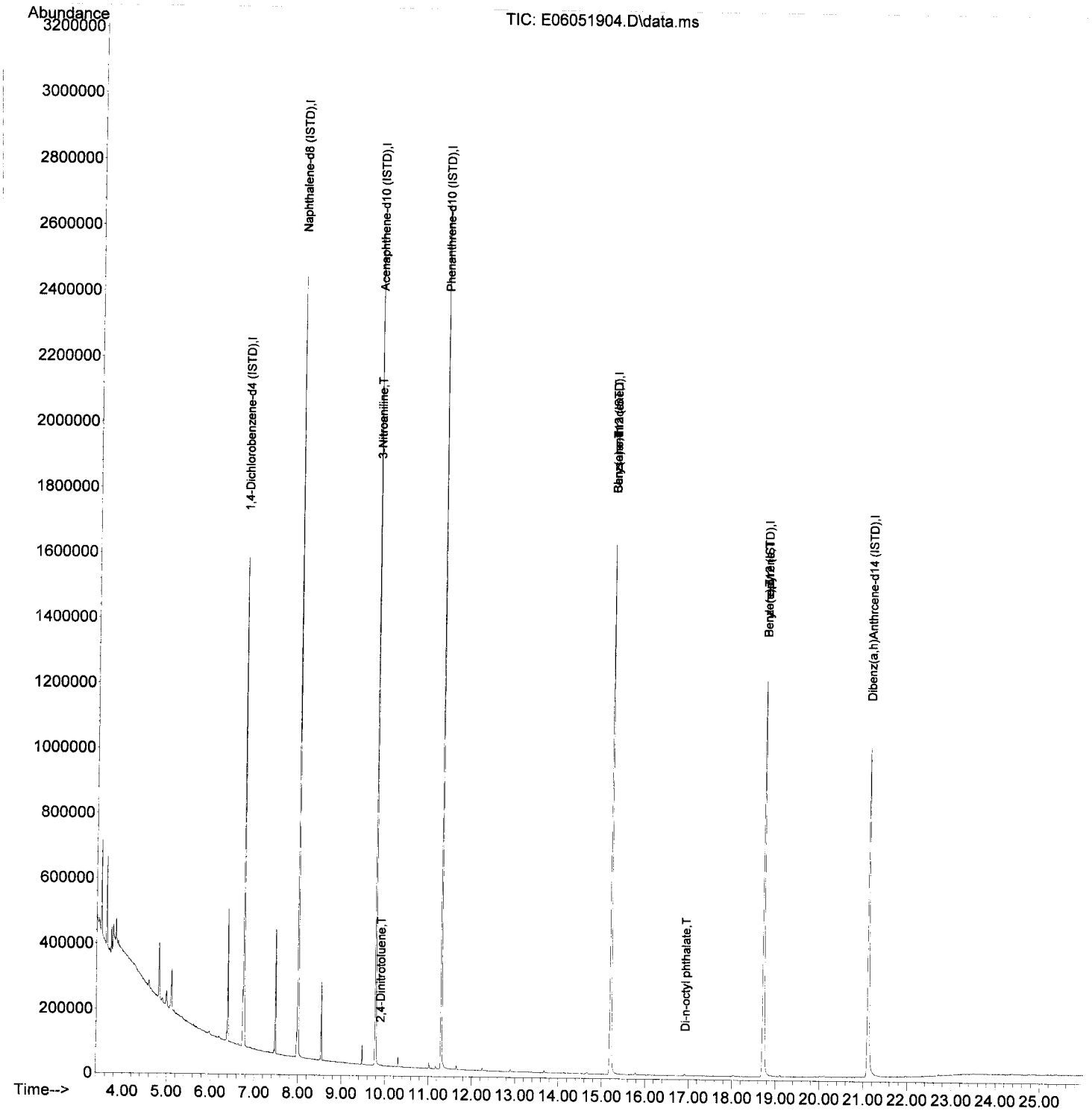

Quantitation Report (Not Reviewed)

Data Path : C:\msdchem\1\DATA\2019-06\9F05022\
Data File : E06051906.D
Acq On : 5 Jun 2019 4:25 pm
Operator : JK/ AMS /DTH
Sample : A9E0838-02@40
Misc : 40x, 8270D LL PAH
ALS Vial : 5 Sample Multiplier: 1
DataAcq Meth:SV5_AQUISITION.M

Quant Time: Jun 05 16:54:16 2019
Quant Method : C:\msdchem\1\METHODS\SV5_013019R4.M
Quant Title : EPA 8270D: Semivolatile Organics
QLast Update : Fri May 31 15:11:51 2019
Response via : Initial Calibration
InstName : SV-GCMS5

DTH 6/5/19 mos

Compound	R.T.	QIon	Response	Conc Units	Dev(Min)
Internal Standards					
1) 1,4-Dichlorobenzene-d4...	6.757	152	267145	2000.00 ng/ml	0.00
21) Naphthalene-d8 (ISTD)	8.003	136	1035886	2000.00 ng/ml	0.00
35) Acenaphthene-d10 (ISTD)	9.779	162	525038	2000.00 ng/ml	0.00
64) Phenanthrene-d10 (ISTD)	11.292	188	1015325	2000.00 ng/ml	0.00
78) Chrysene-d12 (ISTD)	15.207	240	969600	2000.00 ng/ml	0.00
86) Perylene-d12 (ISTD)	18.721	264	856475	2000.00 ng/ml	0.00
94) Dibenz(a,h)Anthrcene-d...	21.112	292	766384	2000.00 ng/ml	0.00
System Monitoring Compounds					
4) 2-Fluorophenol (Surr)	5.569	112	4065	24.41 ng/ml	0.00
5) Phenol-d6(Surr)	6.409	99	5399	24.24 ng/ml	0.00
19) Nitrobenzene-d5 (Surr)	7.297	82	4063	20.34 ng/ml	0.00
40) 2-Fluorobiphenyl (Surr)	9.083	172	9613	24.62 ng/ml	0.00
67) 2,4,6-Tribromophenol (...	10.586	330	837	38.20 ng/ml	0.00
79) Terphenyl-d14 (Surr)	13.127	244	16448	36.31 ng/ml	0.00
Target Compounds					Qvalue
2) N-Nitrosodimethylamine	4.307	74	103	N.D.	
3) Pyridine	0.000		0	N.D.	
6) Phenol	6.420	94	189	N.D.	
7) Aniline	6.430	93	121	N.D.	
8) Bis(2-chloroethyl) ether	6.430	93	121	N.D.	
9) 2-Chlorophenol	0.000		0	N.D.	
10) 1,3-Dichlorobenzene	0.000		0	N.D.	
11) 1,4-Dichlorobenzene	0.000		0	N.D.	
12) Benzyl alcohol	6.896	108	203	N.D.	
13) 1,2-Dichlorobenzene	0.000		0	N.D.	
14) 2-Methylphenol	6.912	107	65	N.D.	
15) 2,2'-Oxybis(1-Chloropr...	7.008	45	71	N.D.	
16) N-Nitrosodi-n-propylamine	7.110	70	68	N.D.	
17) 3+4-Methylphenol	7.147	107	97	N.D.	
18) Hexachloroethane	0.000		0	N.D.	
20) Nitrobenzene	0.000		0	N.D.	
22) Isophorone	7.537	82	66	N.D.	
23) 2-Nitrophenol	0.000		0	N.D.	
24) 2,4-Dimethylphenol	0.000		0	N.D.	
25) Bis(2-chloroethoxy) me...	0.000		0	N.D.	
26) Benzoic acid	7.757	105	69	398.71 ng/ml#	35
27) 2,4-Dichlorophenol	0.000		0	N.D.	
28) 1,2,4-Trichlorobenzene	0.000		0	N.D.	
29) Naphthalene	8.019	128	878	N.D.	
30) 4-Chloroaniline	8.024	127	100	N.D.	
31) Hexachlorobutadiene	0.000		0	N.D.	
32) 4-Chloro-3-methylphenol	0.000		0	N.D.	
33) 2-Methylnaphthalene	8.719	142	253	N.D.	
34) 1-Methylnaphthalene	8.826	142	81	N.D.	
36) Hexachlorocyclopentadiene	0.000		0	N.D.	
37) 2,4,6-Trichlorophenol	0.000		0	N.D.	
38) 2,4,5-Trichlorophenol	0.000		0	N.D.	
39) 1,1'-Biphenyl	0.000		0	N.D.	
41) 2-Chloronaphthalene	0.000		0	N.D.	
42) 2-Nitroaniline	0.000		0	N.D.	

Quantitation Report (Not Reviewed)

Data Path : C:\msdchem\1\DATA\2019-06\9F05022\
Data File : E06051906.D
Acq On : 5 Jun 2019 4:25 pm
Operator : JK/ AMS /DTH
Sample : A9E0838-02@40
Misc : 40x, 8270D LL PAH
ALS Vial : 5 Sample Multiplier: 1
DataAcq Meth:SV5_AQUISITION.M

Quant Time: Jun 05 16:54:16 2019
Quant Method : C:\msdchem\1\METHODS\SV5_013019R4.M
Quant Title : EPA 8270D: Semivolatile Organics
QLast Update : Fri May 31 15:11:51 2019
Response via : Initial Calibration
InstName : SV-GCMS5

Compound	R.T.	QIon	Response	Conc Units	Dev(Min)
43) 2,6-Dimethylnaphthalene	9.426	156	65	N.D.	
44) 1,4-Dinitrobenzene	0.000		0	N.D.	
45) Dimethyl phthalate	0.000		0	N.D.	
46) 1,3-Dinitrobenzene	0.000		0	N.D.	
47) 2,6-Dinitrotoluene	0.000		0	N.D.	
48) 1,2-Dinitrobenzene	0.000		0	N.D.	
49) Acenaphthylene	9.634	152	193	N.D.	
50) 3-Nitroaniline	9.773	138	68	29.93 ng/ml#	1
51) Acenaphthene	9.811	153	1697	4.89 ng/ml	91
52) 2,4-Dinitrophenol	0.000		0	N.D.	
53) 4-Nitrophenol	0.000		0	N.D.	
54) 2,4-Dinitrotoluene	9.896	165	69	61.74 ng/ml#	15
55) Dibenzofuran	9.992	168	446	N.D.	
56) 2,3,5,6-Tetrachlorophenol	0.000		0	N.D.	
57) 2,3,4,6-Tetrachlorophenol	0.000		0	N.D.	
58) Diethyl phthalate	10.196	149	121	N.D.	
59) 2,3,5-Trimethylnaphtha...	10.303	170	103	N.D.	
60) Fluorene	10.340	166	797	N.D.	
61) 4-Chlorophenyl phenyl ...	0.000		0	N.D.	
62) 4-Nitroaniline	0.000		0	N.D.	
63) 4,6-Dinitro-2-methylph...	0.000		0	N.D.	
65) N-Nitrosodiphenylamine	0.000		0	N.D.	
66) Azobenzene (1,2-DPH)	0.000		0	N.D.	
68) 4-Bromophenyl phenyl e...	0.000		0	N.D.	
69) Hexachlorobenzene	0.000		0	N.D.	
70) Pentachlorophenol (PCP)	0.000		0	N.D.	
71) Phenanthrene	11.314	178	17310	31.06 ng/ml	98
72) Anthracene	11.367	178	2804	4.90 ng/ml	95
73) Carbazole	11.533	167	2139	4.00 ng/ml	89
74) Di-n-butyl phthalate	11.859	149	466	N.D.	
75) Fluoranthene	12.613	202	40205	69.55 ng/ml	96
76) Benzidine	0.000		0	N.D.	
77) Pyrene	12.918	202	39696	67.60 ng/ml	99
80) Butyl benzyl phthalate	13.972	149	760	2.68 ng/ml	89
81) Bis(2-ethylhexyl) adipate	14.138	129	733	2.60 ng/ml	86
82) 3,3-Dichlorobenzidine	0.000		0	N.D.	
83) Benz(a)anthracene	15.181	228	24723	45.20 ng/ml MOS	99
84) Chrysene	15.261	228	29273	56.18 ng/ml MOS	98
85) Bis(2-ethylhexyl) phth...	15.330	149	725	N.D.	
87) Di-n-octyl phthalate	17.010	149	70	30.80 ng/ml#	1
88) Benzo(b)fluoranthene	~~17.791~~	~~252~~	~~35678~~	~~78.85 ng/ml~~	~~99~~ MI H.t MOS
89) Benzo(k)fluoranthene	~~17.791~~	~~252~~	~~44792~~	~~100.72 ng/ml~~	~~99~~ MI H.t MOS
90) Benzo(b+k)fluoranthene	17.791	252	52346	110.15 ng/ml	99
91) Benzo(e)pyrene	18.449	252	20086	43.72 ng/ml	99
92) Benzo(a)pyrene	18.566	252	27703	67.43 ng/ml	97
93) Perylene	18.775	252	10425	22.20 ng/ml	95
95) Indeno(1,2,3-cd)pyrene	21.107	276	22123	52.67 ng/ml	70
96) Dibenz(a,h)anthracene	21.166	278	3907	10.16 ng/ml	85
97) Benzo(g,h,i)perylene	21.642	276	18105	43.78 ng/ml	79

(#) = qualifier out of range (m) = manual integration (+) = signals summed

Quantitation Report (Qedit)

Data Path : C:\msdchem\1\DATA\2019-06\9F05022\
Data File : E06051906.D
Acq On : 5 Jun 2019 4:25 pm
Operator : JK/ AMS /DTH
Sample : A9E0838-02@40
Misc : 40x, 8270D LL PAH
ALS Vial : 5 Sample Multiplier: 1
DataAcq Meth:SV5_AQUISITION.M

Quant Time: Jun 05 16:54:16 2019
Quant Method : C:\msdchem\1\METHODS\SV5_013019R4.M
Quant Title : EPA 8270D: Semivolatile Organics
QLast Update : Fri May 31 15:11:51 2019
Response via : Initial Calibration
InstName : SV-GCMS5

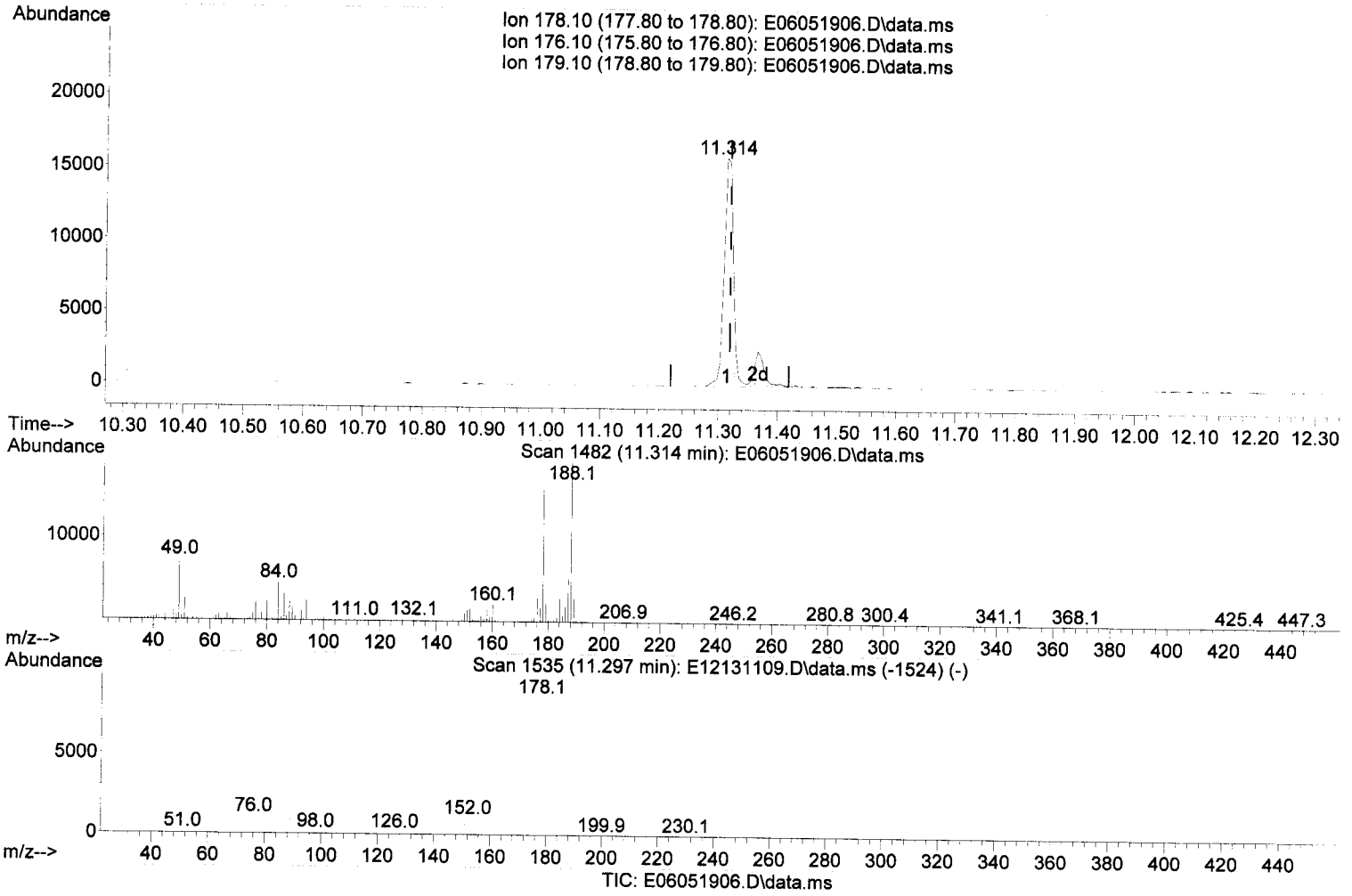

TIC: E06051906.D\data.ms

(71) Phenanthrene (T)

11.314min (-0.005) 31.06 ng/ml

response 17310

Ion	Exp%	Act%
178.10	100.00	100.00
176.10	19.10	18.05
179.10	15.00	13.90
0.00	0.00	0.00

Quantitation Report (Qedit)

Data Path : C:\msdchem\1\DATA\2019-06\9F05022\
Data File : E06051906.D
Acq On : 5 Jun 2019 4:25 pm
Operator : JK/ AMS /DTH
Sample : A9E0838-02@40
Misc : 40x, 8270D LL PAH
ALS Vial : 5 Sample Multiplier: 1
DataAcq Meth:SV5_AQUISITION.M

Quant Time: Jun 05 16:54:16 2019
Quant Method : C:\msdchem\1\METHODS\SV5_013019R4.M
Quant Title : EPA 8270D: Semivolatile Organics
QLast Update : Fri May 31 15:11:51 2019
Response via : Initial Calibration
InstName : SV-GCMS5

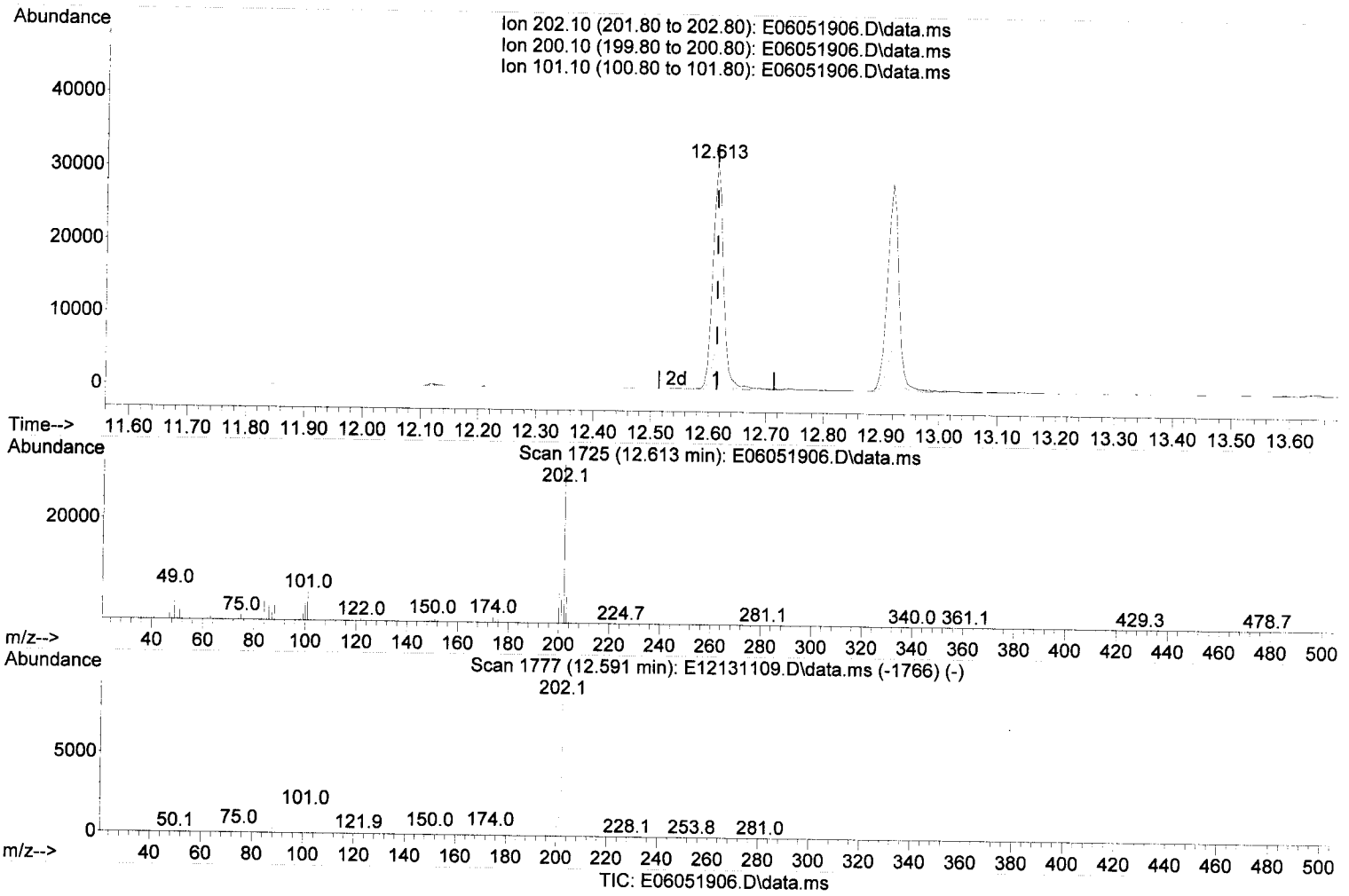

(75) Fluoranthene (T)

12.613min (-0.000) 69.55 ng/ml

response 40205

Ion	Exp%	Act%
202.10	100.00	100.00
200.10	21.00	19.62
101.10	15.70	17.99
0.00	0.00	0.00

Quantitation Report (Qedit)

Data Path : C:\msdchem\1\DATA\2019-06\9F05022\
Data File : E06051906.D
Acq On : 5 Jun 2019 4:25 pm
Operator : JK/ AMS /DTH
Sample : A9E0838-02@40
Misc : 40x, 8270D LL PAH
ALS Vial : 5 Sample Multiplier: 1
DataAcq Meth:SV5_AQUISITION.M

Quant Time: Jun 05 16:54:16 2019
Quant Method : C:\msdchem\1\METHODS\SV5_013019R4.M
Quant Title : EPA 8270D: Semivolatile Organics
QLast Update : Fri May 31 15:11:51 2019
Response via : Initial Calibration
InstName : SV-GCMS5

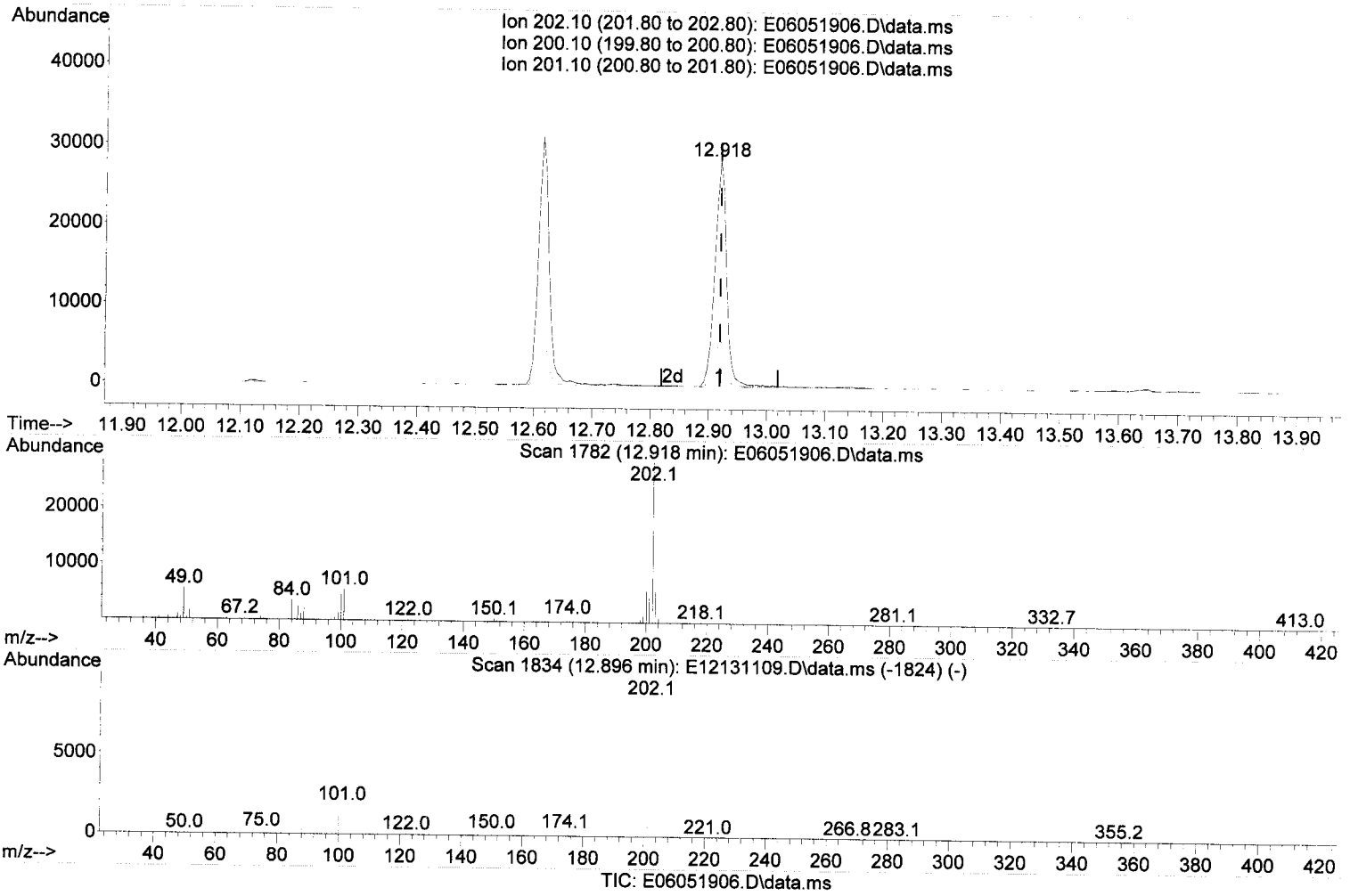

TIC: E06051906.D\data.ms

(77) Pyrene (T)

12.918min (-0.000) 67.60 ng/ml

response 39696

Ion	Exp%	Act%
202.10	100.00	100.00
200.10	21.20	21.12
201.10	17.50	18.17
0.00	0.00	0.00

Quantitation Report (Qedit)

Data Path : C:\msdchem\1\DATA\2019-06\9F05022\
Data File : E06051906.D
Acq On : 5 Jun 2019 4:25 pm
Operator : JK/ AMS /DTH
Sample : A9E0838-02@40
Misc : 40x, 8270D LL PAH
ALS Vial : 5 Sample Multiplier: 1
DataAcq Meth:SV5_AQUISITION.M

Quant Time: Jun 05 16:54:16 2019
Quant Method : C:\msdchem\1\METHODS\SV5_013019R4.M
Quant Title : EPA 8270D: Semivolatile Organics
QLast Update : Fri May 31 15:11:51 2019
Response via : Initial Calibration
InstName : SV-GCMS5

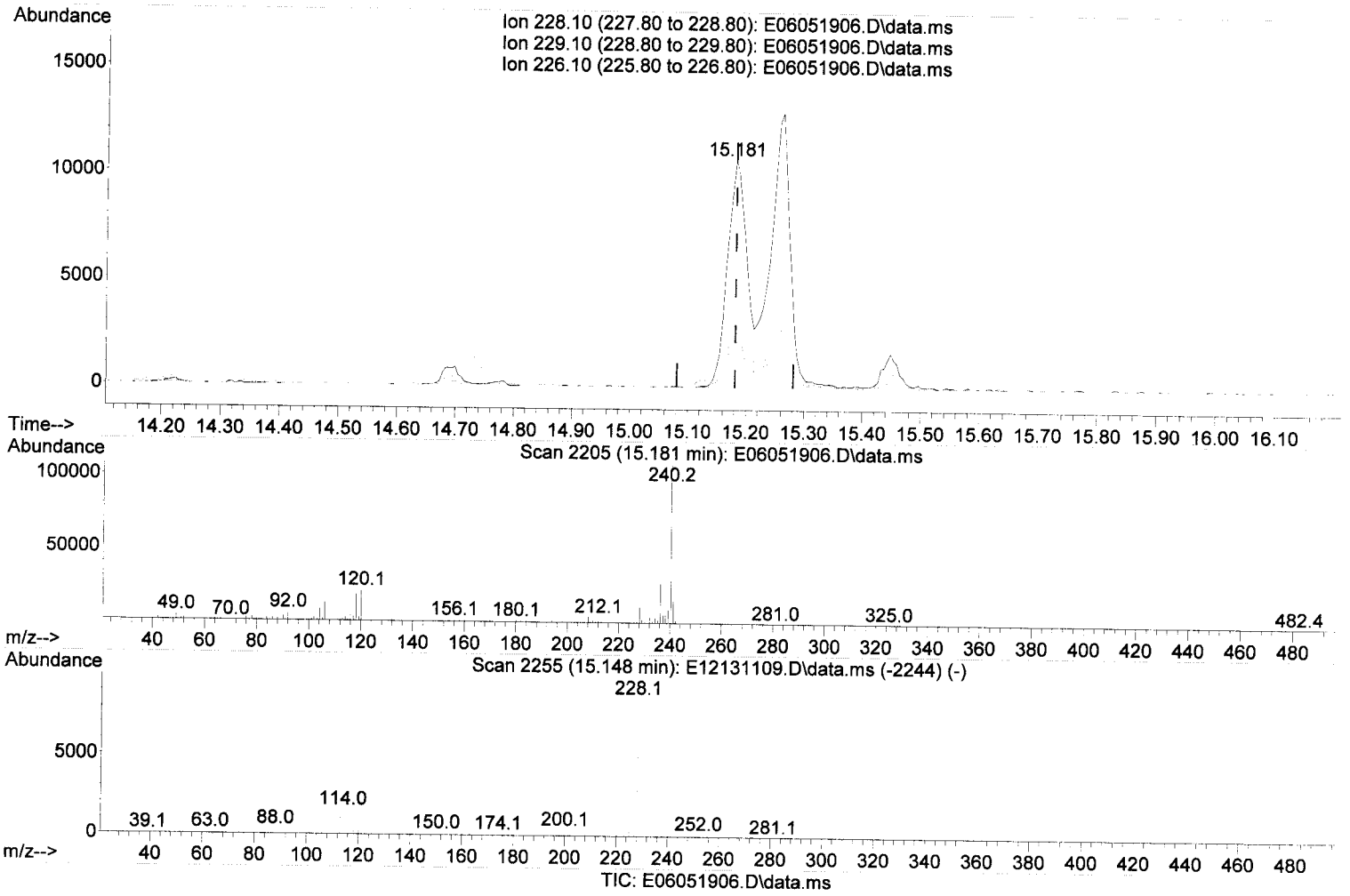

(83) Benz(a)anthracene (T)

15.181min (-0.000) 45.20 ng/ml mos

response 24723

Ion	Exp%	Act%
228.10	100.00	100.00
229.10	20.10	19.65
226.10	27.80	28.57
0.00	0.00	0.00

Quantitation Report (Qedit)

Data Path : C:\msdchem\1\DATA\2019-06\9F05022\
Data File : E06051906.D
Acq On : 5 Jun 2019 4:25 pm
Operator : JK/ AMS /DTH
Sample : A9E0838-02@40
Misc : 40x, 8270D LL PAH
ALS Vial : 5 Sample Multiplier: 1
DataAcq Meth:SV5_AQUISITION.M

Quant Time: Jun 05 16:54:16 2019
Quant Method : C:\msdchem\1\METHODS\SV5_013019R4.M
Quant Title : EPA 8270D: Semivolatile Organics
QLast Update : Fri May 31 15:11:51 2019
Response via : Initial Calibration
InstName : SV-GCMS5

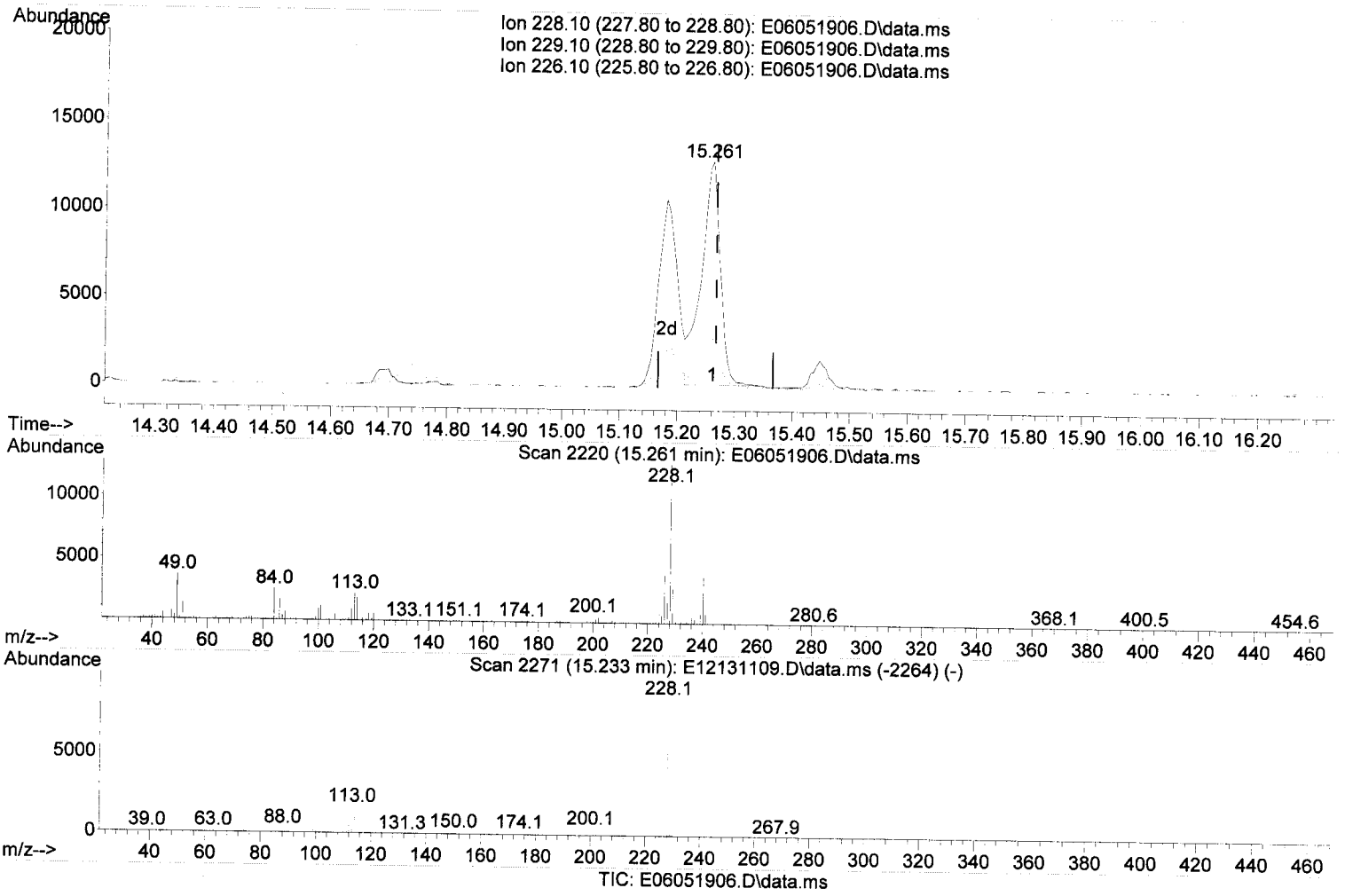

(84) Chrysene (T)

15.261min (-0.005) 56.18 ng/ml MOS

response 29273

Ion	Exp%	Act%
228.10	100.00	100.00
229.10	20.00	21.80
226.10	29.80	30.46
0.00	0.00	0.00

Quantitation Report (Qedit)

Data Path : C:\msdchem\1\DATA\2019-06\9F05022\
Data File : E06051906.D
Acq On : 5 Jun 2019 4:25 pm
Operator : JK/ AMS /DTH
Sample : A9E0838-02@40
Misc : 40x, 8270D LL PAH
ALS Vial : 5 Sample Multiplier: 1
DataAcq Meth:SV5_AQUISITION.M

Quant Time: Jun 05 16:54:16 2019
Quant Method : C:\msdchem\1\METHODS\SV5_013019R4.M
Quant Title : EPA 8270D: Semivolatile Organics
QLast Update : Fri May 31 15:11:51 2019
Response via : Initial Calibration
InstName : SV-GCMS5

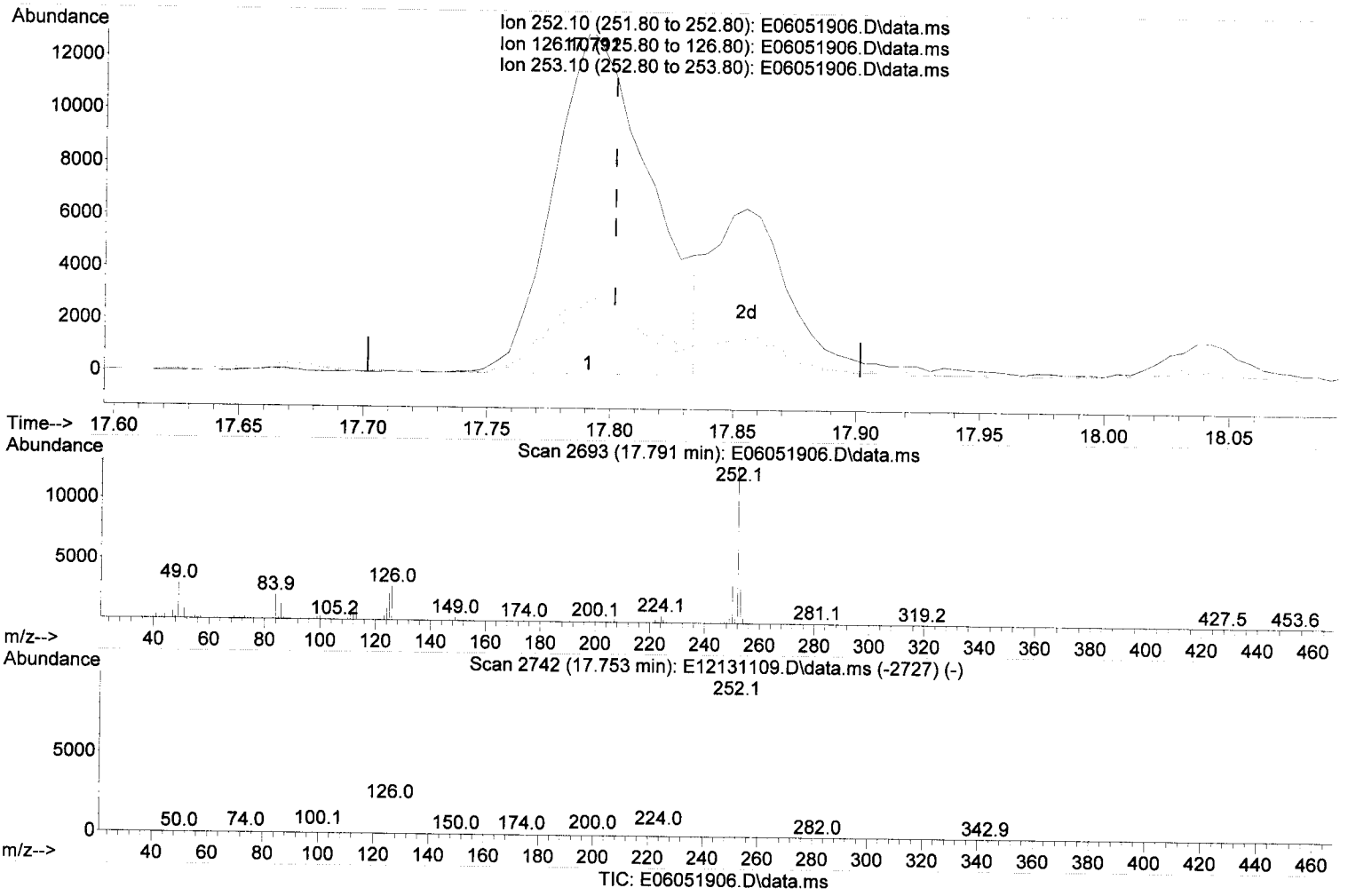

(88) Benzo(b)fluoranthene (T)

17.791min (-0.011) 78.85 ng/ml

response 35678

Ion	Exp%	Act%
252.10	100.00	100.00
126.10	21.80	21.27
253.10	22.40	22.65
0.00	0.00	0.00

Quantitation Report (Qedit)

Data Path : C:\msdchem\1\DATA\2019-06\9F05022\
Data File : E06051906.D
Acq On : 5 Jun 2019 4:25 pm
Operator : JK/ AMS /DTH
Sample : A9E0838-02@40
Misc : 40x, 8270D LL PAH
ALS Vial : 5 Sample Multiplier: 1
DataAcq Meth:SV5_AQUISITION.M

Quant Time: Jun 05 16:54:16 2019
Quant Method : C:\msdchem\1\METHODS\SV5_013019R4.M
Quant Title : EPA 8270D: Semivolatile Organics
QLast Update : Fri May 31 15:11:51 2019
Response via : Initial Calibration
InstName : SV-GCMS5

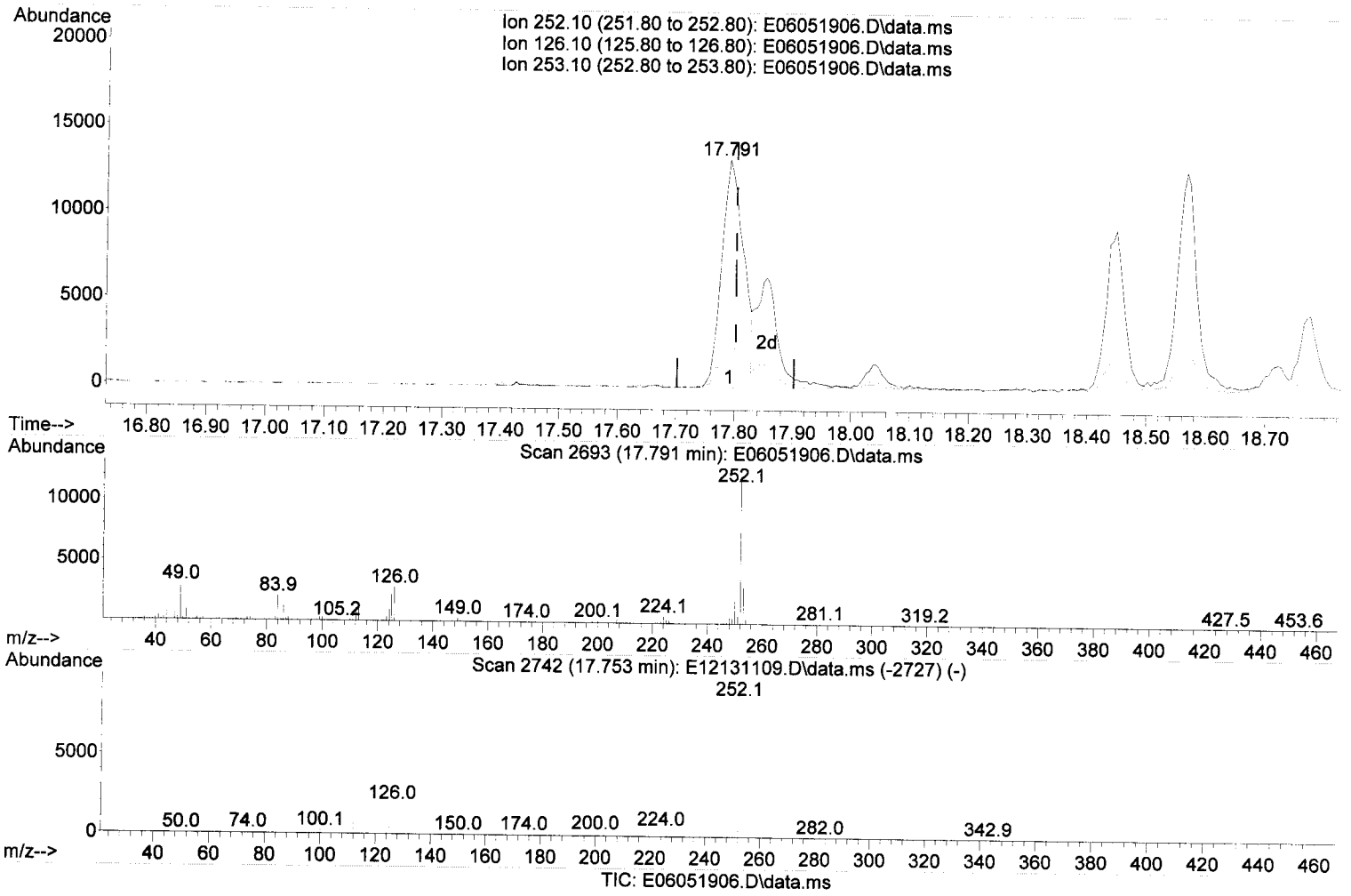

(88) Benzo(b)fluoranthene (T)

17.791min (-0.011) 75.59 ng/ml (m) mos

response 34202 DH 6/5/19

Ion	Exp%	Act%
252.10	100.00	100.00
126.10	21.80	21.27
253.10	22.40	22.65
0.00	0.00	0.00

Quantitation Report (Qedit)

Data Path : C:\msdchem\1\DATA\2019-06\9F05022\
Data File : E06051906.D
Acq On : 5 Jun 2019 4:25 pm
Operator : JK/ AMS /DTH
Sample : A9E0838-02@40
Misc : 40x, 8270D LL PAH
ALS Vial : 5 Sample Multiplier: 1
DataAcq Meth:SV5_AQUISITION.M

Quant Time: Jun 05 16:54:16 2019
Quant Method : C:\msdchem\1\METHODS\SV5_013019R4.M
Quant Title : EPA 8270D: Semivolatile Organics
QLast Update : Fri May 31 15:11:51 2019
Response via : Initial Calibration
InstName : SV-GCMS5

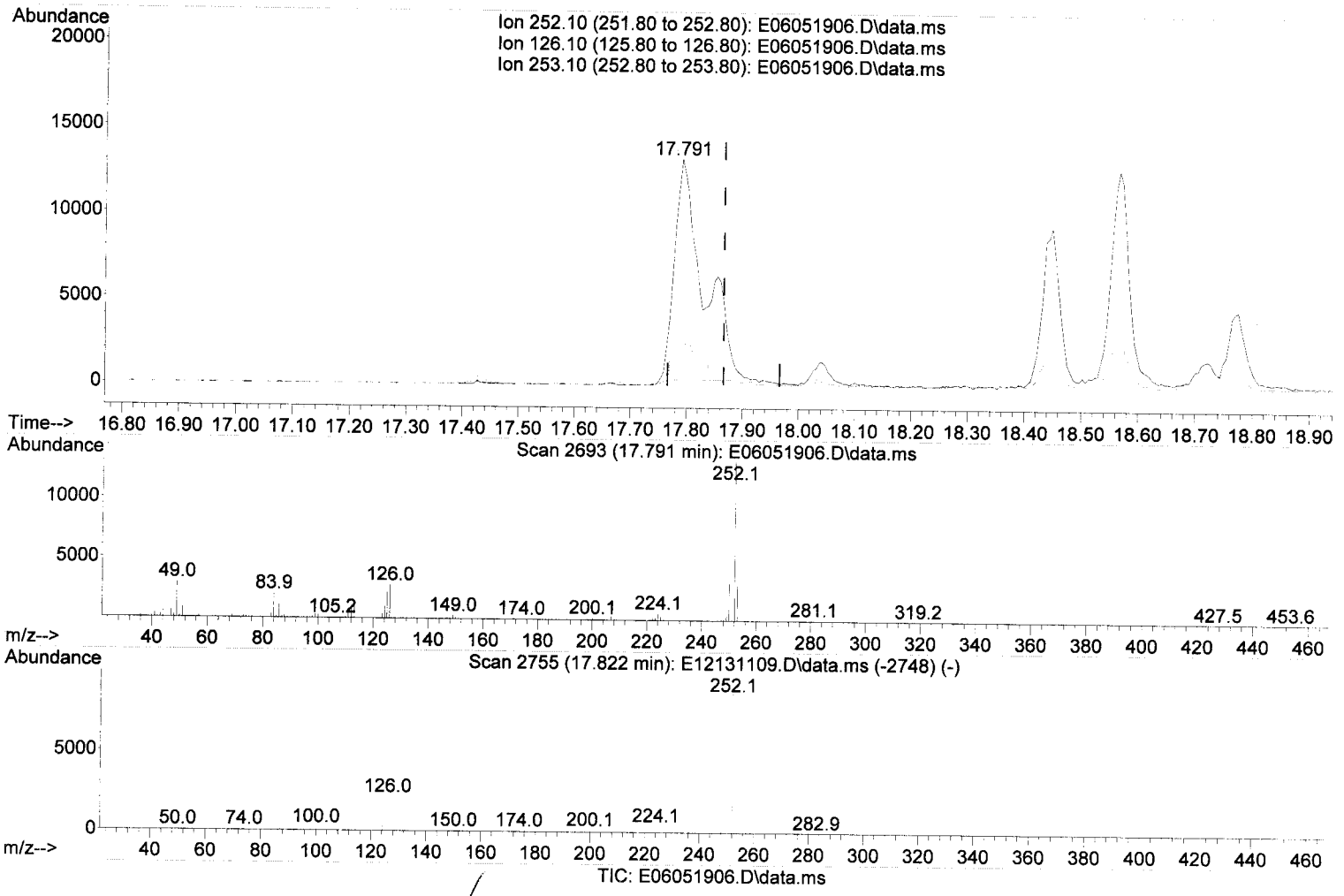

TIC: E06051906.D\data.ms

(89) Benzo(k)fluoranthene (T)

17.791min (-0.075) 100.72 ng/ml

response 44792

Ion	Exp%	Act%
252.10	100.00	100.00
126.10	21.80	21.27
253.10	21.80	22.65
0.00	0.00	0.00

Quantitation Report (Qedit)

Data Path : C:\msdchem\1\DATA\2019-06\9F05022\
Data File : E06051906.D
Acq On : 5 Jun 2019 4:25 pm
Operator : JK/ AMS /DTH
Sample : A9E0838-02@40
Misc : 40x, 8270D LL PAH
ALS Vial : 5 Sample Multiplier: 1
DataAcq Meth:SV5_AQUISITION.M

Quant Time: Jun 05 16:54:16 2019
Quant Method : C:\msdchem\1\METHODS\SV5_013019R4.M
Quant Title : EPA 8270D: Semivolatile Organics
QLast Update : Fri May 31 15:11:51 2019
Response via : Initial Calibration
InstName : SV-GCMS5

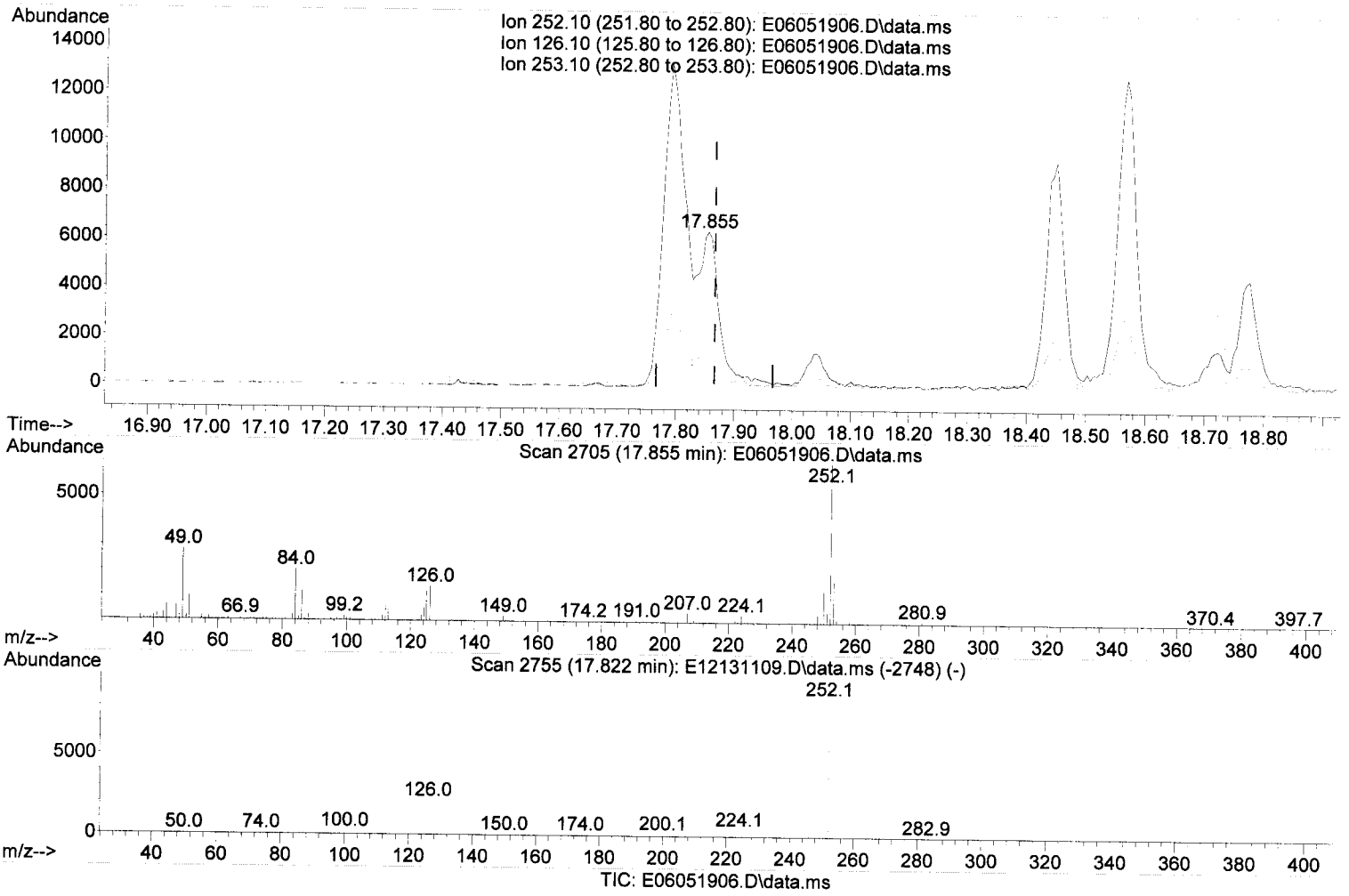

TIC: E06051906.D\data.ms

(89) Benzo(k)fluoranthene (T)

17.855min (-0.011) 36.36 ng/ml (m) MOS

response 16169

DTH 6/5/19

Ion	Exp%	Act%
252.10	100.00	100.00
126.10	21.80	21.82
253.10	21.80	26.32
0.00	0.00	0.00

Quantitation Report (Qedit)

Data Path : C:\msdchem\1\DATA\2019-06\9F05022\
Data File : E06051906.D
Acq On : 5 Jun 2019 4:25 pm
Operator : JK/ AMS /DTH
Sample : A9E0838-02@40
Misc : 40x, 8270D LL PAH
ALS Vial : 5 Sample Multiplier: 1
DataAcq Meth:SV5_AQUISITION.M

Quant Time: Jun 05 16:54:16 2019
Quant Method : C:\msdchem\1\METHODS\SV5_013019R4.M
Quant Title : EPA 8270D: Semivolatile Organics
QLast Update : Fri May 31 15:11:51 2019
Response via : Initial Calibration
InstName : SV-GCMS5

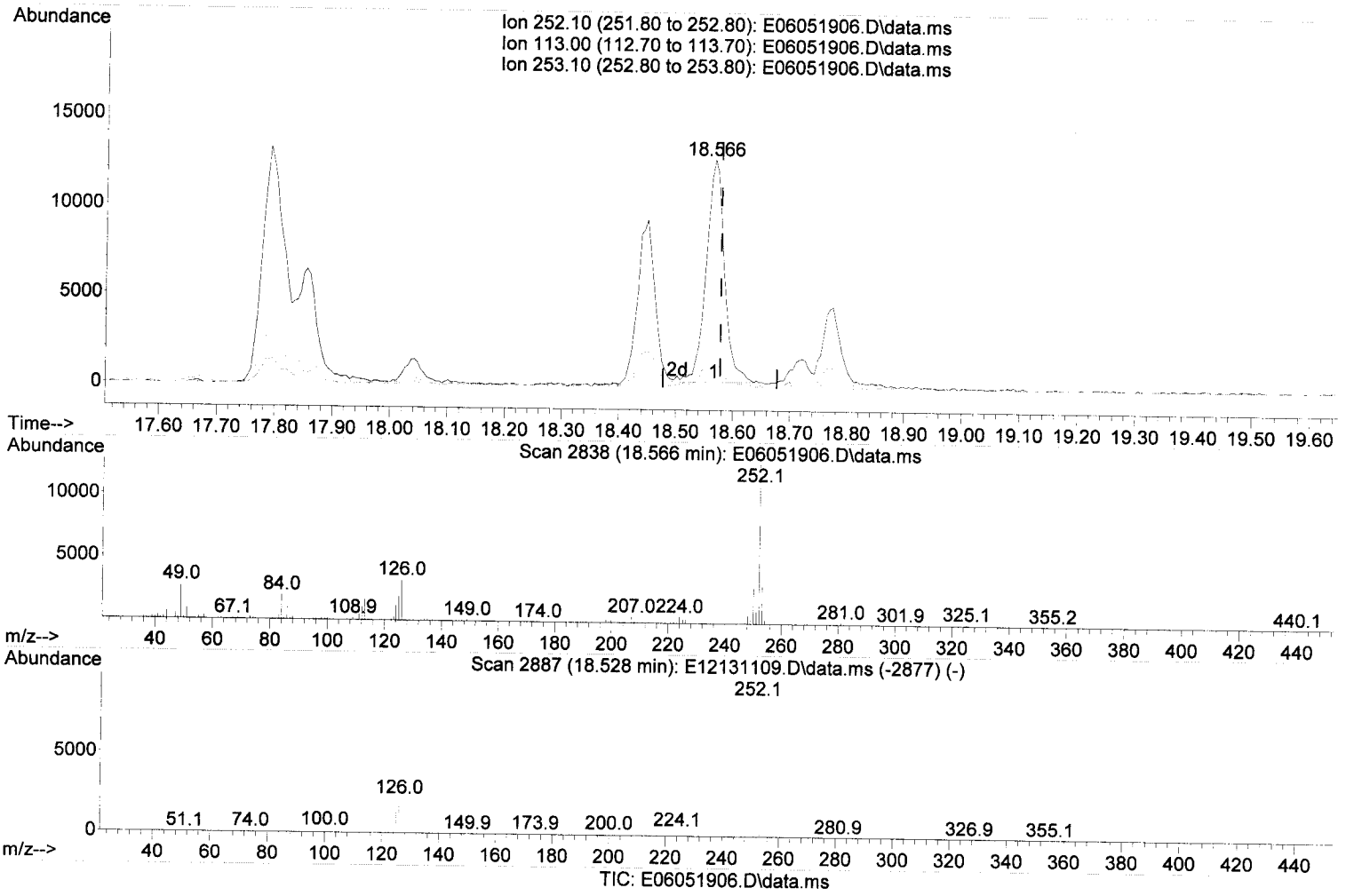

(92) Benzo(a)pyrene (T)

18.566min (-0.011) 67.43 ng/ml

response 27703

Ion	Exp%	Act%
252.10	100.00	100.00
113.00	12.70	12.89
253.10	21.70	23.97
0.00	0.00	0.00

Quantitation Report (Qedit)

Data Path : C:\msdchem\1\DATA\2019-06\9F05022\
Data File : E06051906.D
Acq On : 5 Jun 2019 4:25 pm
Operator : JK/ AMS /DTH
Sample : A9E0838-02@40
Misc : 40x, 8270D LL PAH
ALS Vial : 5 Sample Multiplier: 1
DataAcq Meth:SV5_AQUISITION.M

Quant Time: Jun 05 16:54:16 2019
Quant Method : C:\msdchem\1\METHODS\SV5_013019R4.M
Quant Title : EPA 8270D: Semivolatile Organics
QLast Update : Fri May 31 15:11:51 2019
Response via : Initial Calibration
InstName : SV-GCMS5

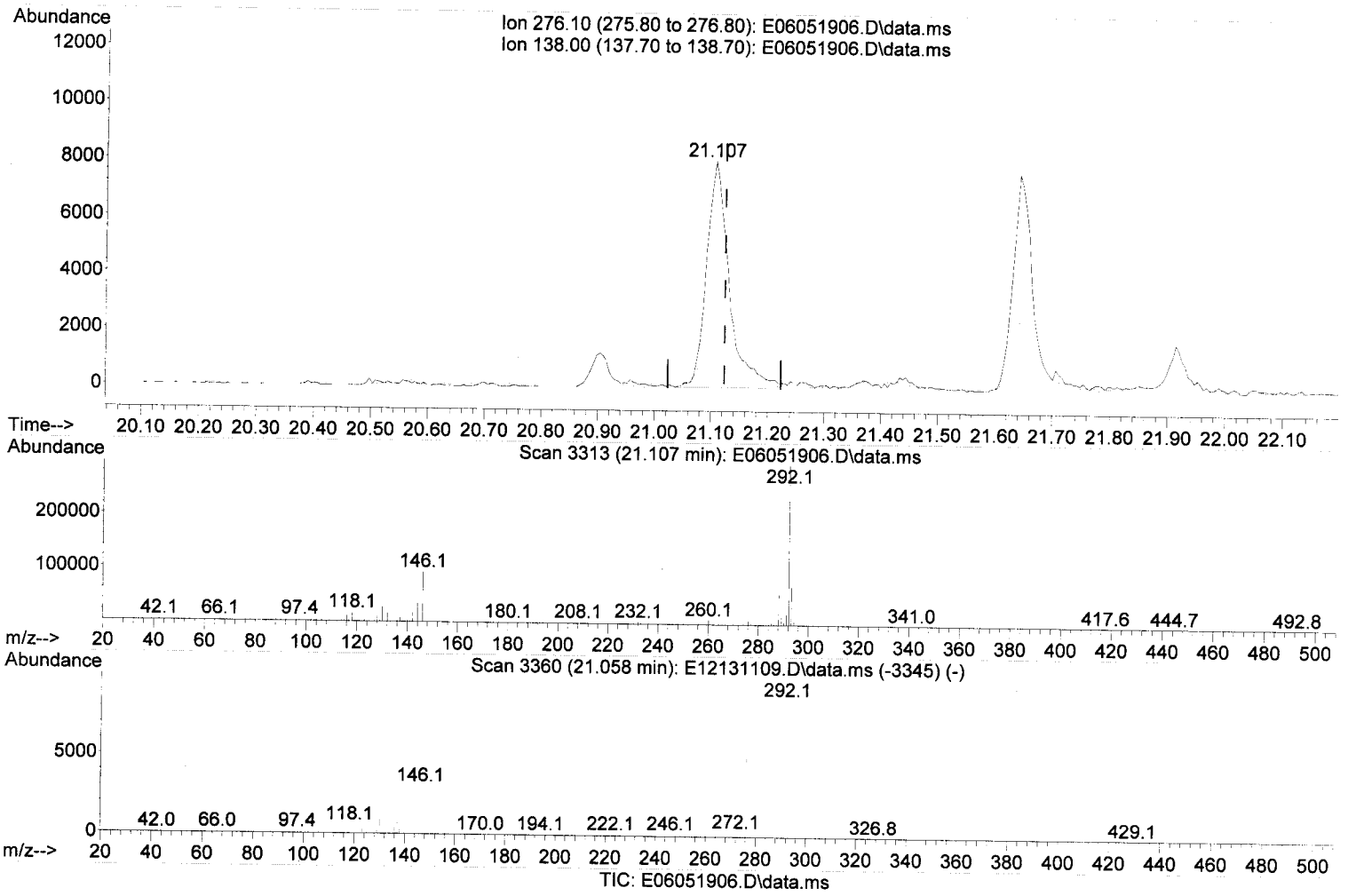

(95) Indeno(1,2,3-cd)pyrene (T)

21.107min (-0.016) 52.67 ng/ml

response 22123

Ion	Exp%	Act%
276.10	100.00	100.00
138.00	30.90	47.63
0.00	0.00	0.00
0.00	0.00	0.00

Quantitation Report (Qedit)

Data Path : C:\msdchem\1\DATA\2019-06\9F05022\
Data File : E06051906.D
Acq On : 5 Jun 2019 4:25 pm
Operator : JK/ AMS /DTH
Sample : A9E0838-02@40
Misc : 40x, 8270D LL PAH
ALS Vial : 5 Sample Multiplier: 1
DataAcq Meth:SV5_AQUISITION.M

Quant Time: Jun 05 17:09:45 2019
Quant Method : C:\msdchem\1\METHODS\SV5_013019R4.M
Quant Title : EPA 8270D: Semivolatile Organics
QLast Update : Fri May 31 15:11:51 2019
Response via : Initial Calibration
InstName : SV-GCMS5

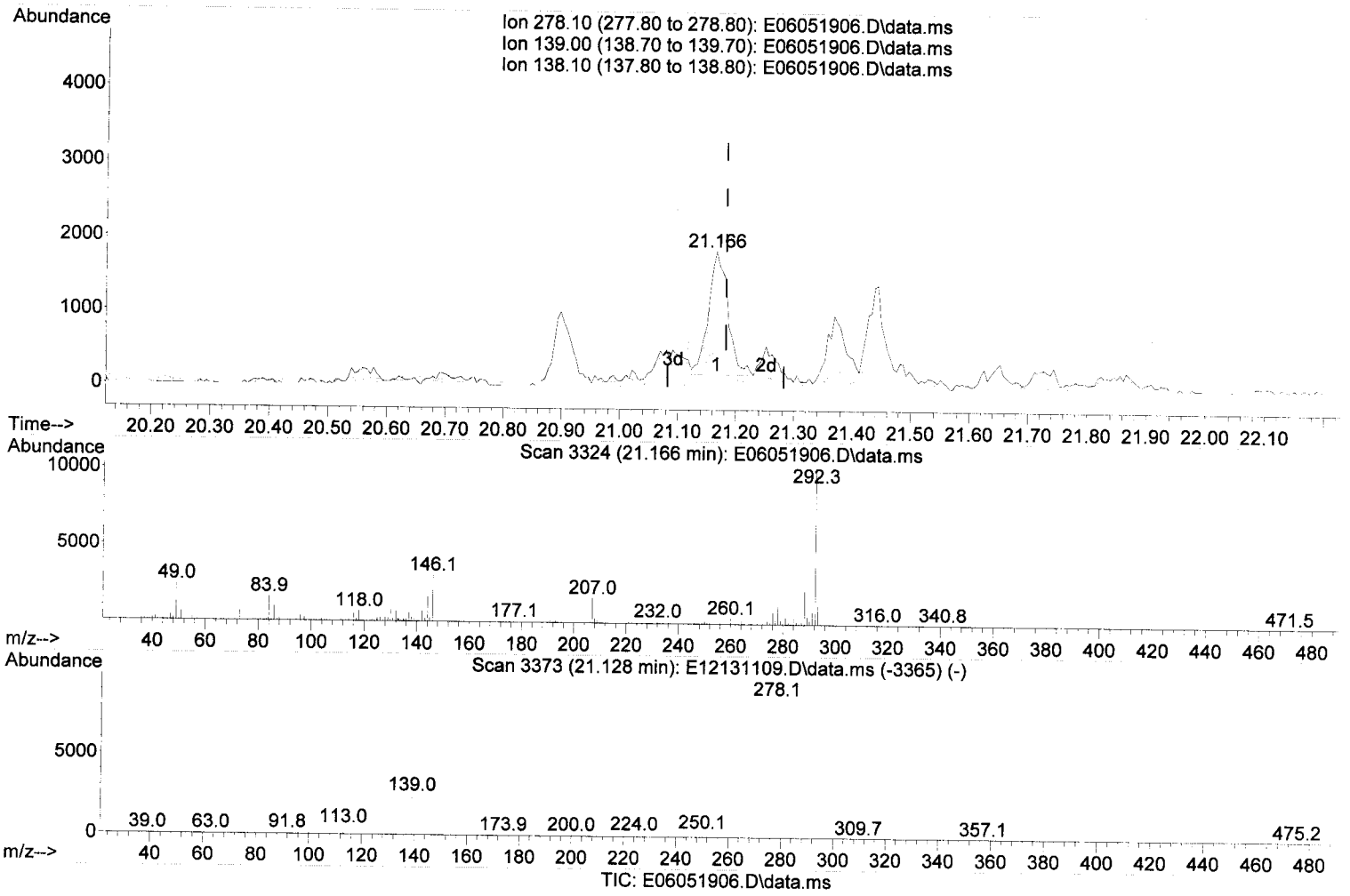

(96) Dibenz(a,h)anthracene (T)

21.166min (-0.016) 10.16 ng/ml J

response 3907

Ion	Exp%	Act%
278.10	100.00	100.00
139.00	25.60	22.17
138.10	17.70	29.19
0.00	0.00	0.00

Quantitation Report (Qedit)

Data Path : C:\msdchem\1\DATA\2019-06\9F05022\
Data File : E06051906.D
Acq On : 5 Jun 2019 4:25 pm
Operator : JK/ AMS /DTH
Sample : A9E0838-02@40
Misc : 40x, 8270D LL PAH
ALS Vial : 5 Sample Multiplier: 1
DataAcq Meth:SV5_AQUISITION.M

Quant Time: Jun 05 16:54:16 2019
Quant Method : C:\msdchem\1\METHODS\SV5_013019R4.M
Quant Title : EPA 8270D: Semivolatile Organics
QLast Update : Fri May 31 15:11:51 2019
Response via : Initial Calibration
InstName : SV-GCMS5

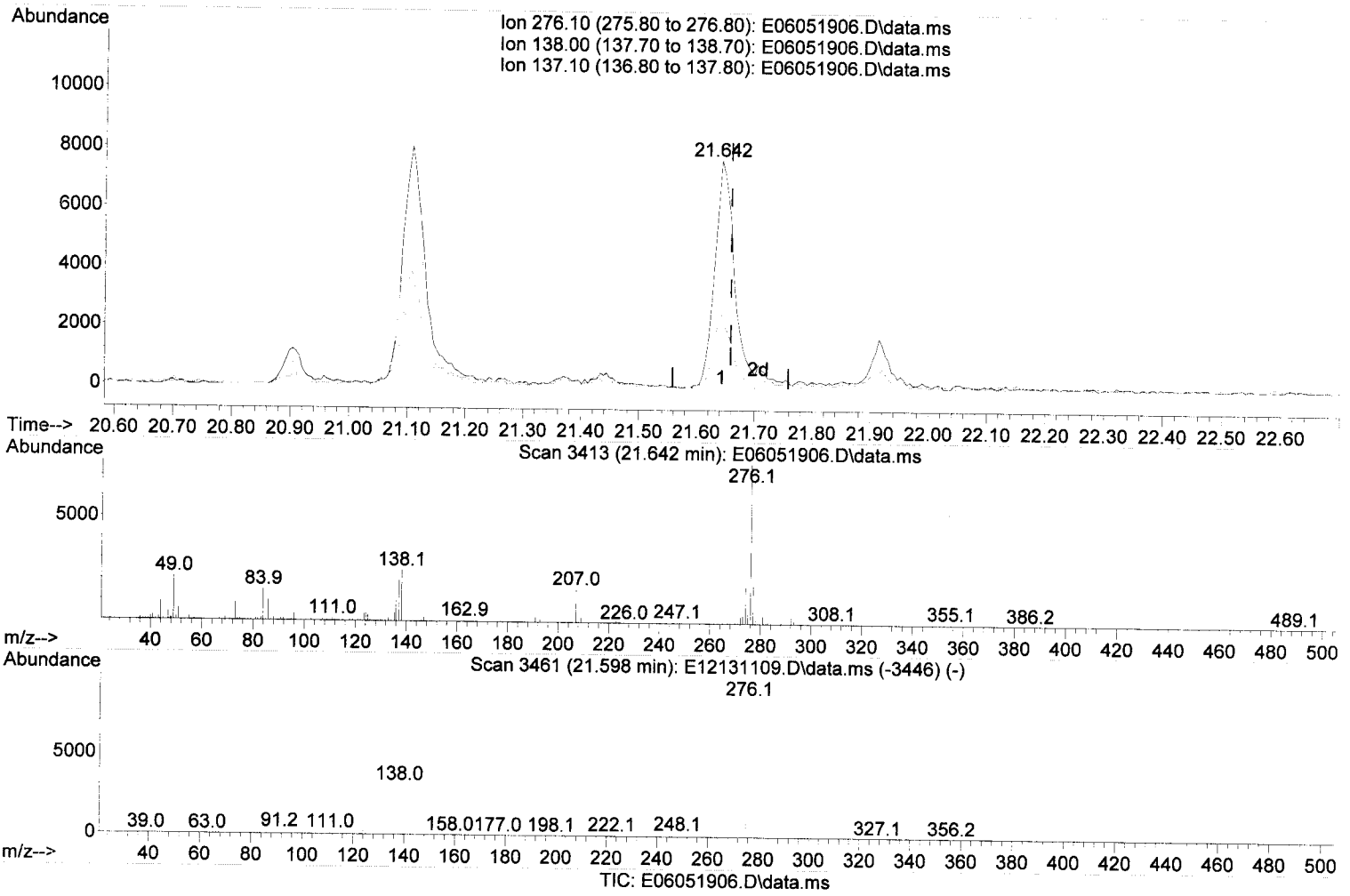

(97) Benzo(g,h,i)perylene (T)

21.642min (-0.016) 43.78 ng/ml

response 18105

Ion	Exp%	Act%
276.10	100.00	100.00
138.00	45.90	32.14
137.10	39.00	25.79
0.00	0.00	0.00

Quantitation Report (Not Reviewed)

Data Path : C:\msdchem\1\DATA\2019-06\9F05022\
Data File : E06051906.D
Acq On : 5 Jun 2019 4:25 pm
Operator : JK/ AMS /DTH
Sample : A9E0838-02@40
Misc : 40x, 8270D LL PAH
ALS Vial : 5 Sample Multiplier: 1
DataAcq Meth:SV5_AQUISITION.M

Quant Time: Jun 05 16:54:16 2019
Quant Method : C:\msdchem\1\METHODS\SV5_013019R4.M
Quant Title : EPA 8270D: Semivolatile Organics
QLast Update : Fri May 31 15:11:51 2019
Response via : Initial Calibration
InstName : SV-GCMS5

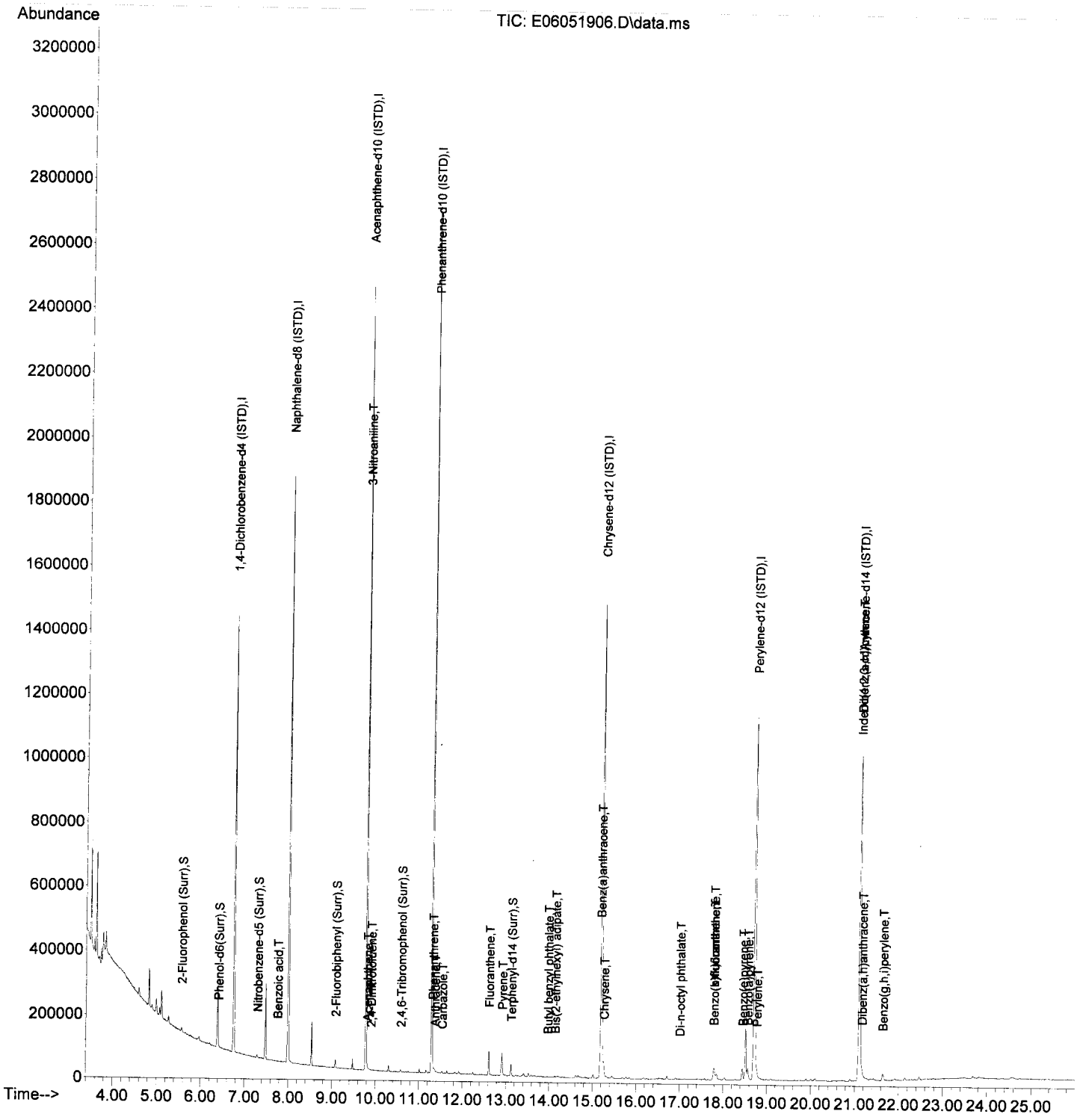

Quantitation Report (Not Reviewed)

Data Path : C:\msdchem\1\DATA\2019-06\9F05022\
Data File : E06051907.D
Acq On : 5 Jun 2019 5:01 pm
Operator : JK/ AMS /DTH
Sample : A9E0838-15@40
Misc : 40x, 8270D LL PAH
ALS Vial : 6 Sample Multiplier: 1
DataAcq Meth:SV5_AQUISITION.M

Quant Time: Jun 05 17:37:43 2019
Quant Method : C:\msdchem\1\METHODS\SV5_013019R4.M
Quant Title : EPA 8270D: Semivolatile Organics
QLast Update : Fri May 31 15:11:51 2019
Response via : Initial Calibration
InstName : SV-GCMS5

DTH 6/5/19 MOS

Compound	R.T.	QIon	Response	Conc Units	Dev(Min)
Internal Standards					
1) 1,4-Dichlorobenzene-d4...	6.762	152	275236	2000.00 ng/ml	0.00
21) Naphthalene-d8 (ISTD)	8.003	136	1074496	2000.00 ng/ml	0.00
35) Acenaphthene-d10 (ISTD)	9.778	162	533379	2000.00 ng/ml	0.00
64) Phenanthrene-d10 (ISTD)	11.292	188	1025499	2000.00 ng/ml	0.00
78) Chrysene-d12 (ISTD)	15.207	240	997016	2000.00 ng/ml	0.00
86) Perylene-d12 (ISTD)	18.721	264	889936	2000.00 ng/ml	0.00
94) Dibenz(a,h)Anthrcene-d...	21.112	292	810671	2000.00 ng/ml	0.00
System Monitoring Compounds					
4) 2-Fluorophenol (Surr)	5.569	112	4510	26.28 ng/ml	0.00
5) Phenol-d6(Surr)	6.414	99	6077	26.48 ng/ml	0.00
19) Nitrobenzene-d5 (Surr)	7.297	82	5125	24.90 ng/ml	0.00
40) 2-Fluorobiphenyl (Surr)	9.083	172	9058	22.83 ng/ml	0.00
67) 2,4,6-Tribromophenol (...	10.586	330	944	40.97 ng/ml	0.00
79) Terphenyl-d14 (Surr)	13.127	244	14684	31.52 ng/ml	0.00
Target Compounds					Qvalue
2) N-Nitrosodimethylamine	4.317	74	86	N.D.	
3) Pyridine	4.264	79	68	N.D.	
6) Phenol	6.430	94	252	N.D.	
7) Aniline	6.435	93	352	N.D.	
8) Bis(2-chloroethyl) ether	6.435	93	352	N.D.	
9) 2-Chlorophenol	0.000		0	N.D.	
10) 1,3-Dichlorobenzene	0.000		0	N.D.	
11) 1,4-Dichlorobenzene	0.000		0	N.D.	
12) Benzyl alcohol	6.906	108	65	N.D.	
13) 1,2-Dichlorobenzene	0.000		0	N.D.	
14) 2-Methylphenol	0.000		0	N.D.	
15) 2,2'-Oxybis(1-Chloropr...	7.002	45	90	N.D.	
16) N-Nitrosodi-n-propylamine	7.125	70	105	N.D.	
17) 3+4-Methylphenol	7.157	107	401	N.D.	
18) Hexachloroethane	0.000		0	N.D.	
20) Nitrobenzene	0.000		0	N.D.	
22) Isophorone	7.521	82	128	N.D.	
23) 2-Nitrophenol	0.000		0	N.D.	
24) 2,4-Dimethylphenol	0.000		0	N.D.	
25) Bis(2-chloroethoxy) me...	0.000		0	N.D.	
26) Benzoic acid	0.000		0	N.D.	
27) 2,4-Dichlorophenol	0.000		0	N.D.	
28) 1,2,4-Trichlorobenzene	0.000		0	N.D.	
29) Naphthalene	8.024	128	1633	2.85 ng/ml	93
30) 4-Chloroaniline	8.024	127	219	N.D.	
31) Hexachlorobutadiene	0.000		0	N.D.	
32) 4-Chloro-3-methylphenol	0.000		0	N.D.	
33) 2-Methylnaphthalene	8.719	142	523	N.D.	
34) 1-Methylnaphthalene	8.821	142	345	N.D.	
36) Hexachlorocyclopentadiene	0.000		0	N.D.	
37) 2,4,6-Trichlorophenol	0.000		0	N.D.	
38) 2,4,5-Trichlorophenol	0.000		0	N.D.	
39) 1,1'-Biphenyl	9.190	154	170	N.D.	
41) 2-Chloronaphthalene	0.000		0	N.D.	
42) 2-Nitroaniline	0.000		0	N.D.	

Quantitation Report (Not Reviewed)

Data Path : C:\msdchem\1\DATA\2019-06\9F05022\
Data File : E06051907.D
Acq On : 5 Jun 2019 5:01 pm
Operator : JK/ AMS /DTH
Sample : A9E0838-15@40
Misc : 40x, 8270D LL PAH
ALS Vial : 6 Sample Multiplier: 1
DataAcq Meth:SV5_AQUISITION.M

Quant Time: Jun 05 17:37:43 2019
Quant Method : C:\msdchem\1\METHODS\SV5_013019R4.M
Quant Title : EPA 8270D: Semivolatile Organics
QLast Update : Fri May 31 15:11:51 2019
Response via : Initial Calibration
InstName : SV-GCMS5

Compound	R.T.	QIon	Response	Conc Units	Dev(Min)
43) 2,6-Dimethylnaphthalene	9.356	156	210	N.D.	
44) 1,4-Dinitrobenzene	0.000		0	N.D.	
45) Dimethyl phthalate	0.000		0	N.D.	
46) 1,3-Dinitrobenzene	0.000		0	N.D.	
47) 2,6-Dinitrotoluene	0.000		0	N.D.	
48) 1,2-Dinitrobenzene	0.000		0	N.D.	
49) Acenaphthylene	9.639	152	189	N.D.	
50) 3-Nitroaniline	9.778	138	171	31.12 ng/ml#	1
51) Acenaphthene	9.810	153	3674	10.43 ng/ml	98
52) 2,4-Dinitrophenol	0.000		0	N.D.	
53) 4-Nitrophenol	0.000		0	N.D.	
54) 2,4-Dinitrotoluene	9.923	165	189	62.94 ng/ml#	15
55) Dibenzofuran	9.987	168	972	N.D.	
56) 2,3,5,6-Tetrachlorophenol	0.000		0	N.D.	
57) 2,3,4,6-Tetrachlorophenol	0.000		0	N.D.	
58) Diethyl phthalate	10.201	149	272	N.D.	
59) 2,3,5-Trimethylnaphtha...	10.179	170	235	N.D.	
60) Fluorene	10.340	166	1682	4.59 ng/ml	97
61) 4-Chlorophenyl phenyl ...	0.000		0	N.D.	
62) 4-Nitroaniline	0.000		0	N.D.	
63) 4,6-Dinitro-2-methylph...	0.000		0	N.D.	
65) N-Nitrosodiphenylamine	10.442	169	245	N.D.	
66) Azobenzene (1,2-DPH)	10.495	77	168	N.D.	
68) 4-Bromophenyl phenyl e...	0.000		0	N.D.	
69) Hexachlorobenzene	0.000		0	N.D.	
70) Pentachlorophenol (PCP)	0.000		0	N.D.	
71) Phenanthrene	11.319	178	25738	45.73 ng/ml	96
72) Anthracene	11.372	178	4239	7.34 ng/ml	96
73) Carbazole	11.533	167	3048	5.64 ng/ml	96
74) Di-n-butyl phthalate	11.864	149	614	N.D.	
75) Fluoranthene	12.613	202	52395	89.74 ng/ml	98
76) Benzidine	0.000		0	N.D.	
77) Pyrene	12.918	202	50455	85.07 ng/ml	96
80) Butyl benzyl phthalate	13.961	149	2987	10.24 ng/ml	97
81) Bis(2-ethylhexyl) adipate	14.137	129	982	3.38 ng/ml	69
82) 3,3-Dichlorobenzidine	0.000		0	N.D.	
83) Benz(a)anthracene	15.180	228	30239	53.77 ng/ml mos	100
84) Chrysene	15.255	228	34735	64.83 ng/ml mos	94
85) Bis(2-ethylhexyl) phth...	15.320	149	3567	8.56 ng/ml	97
87) Di-n-octyl phthalate	17.004	149	680	31.84 ng/ml#	4
88) Benzo(b)fluoranthene	17.791	252	42785	91.00 ng/ml mos	96
89) Benzo(k)fluoranthene	~~17.791~~	~~252~~	~~53270~~	~~115.29 ng/ml~~	~~97~~ MII 11,7 mos
90) Benzo(b+k)fluoranthene	17.791	252	61792	125.14 ng/ml	97
91) Benzo(e)pyrene	18.448	252	22140	46.38 ng/ml	96
92) Benzo(a)pyrene	18.566	252	29704	69.58 ng/ml	96
93) Perylene	18.775	252	12051	24.70 ng/ml	99
95) Indeno(1,2,3-cd)pyrene	21.107	276	22771	51.25 ng/ml	84
96) Dibenz(a,h)anthracene	21.160	278	4571	11.23 ng/ml	66
97) Benzo(g,h,i)perylene	21.642	276	19142	43.76 ng/ml	87

(#) = qualifier out of range (m) = manual integration (+) = signals summed

Quantitation Report (Qedit)

Data Path : C:\msdchem\1\DATA\2019-06\9F05022\
Data File : E06051907.D
Acq On : 5 Jun 2019 5:01 pm
Operator : JK/ AMS /DTH
Sample : A9E0838-15@40
Misc : 40x, 8270D LL PAH
ALS Vial : 6 Sample Multiplier: 1
DataAcq Meth:SV5_AQUISITION.M

Quant Time: Jun 05 17:37:43 2019
Quant Method : C:\msdchem\1\METHODS\SV5_013019R4.M
Quant Title : EPA 8270D: Semivolatile Organics
QLast Update : Fri May 31 15:11:51 2019
Response via : Initial Calibration
InstName : SV-GCMS5

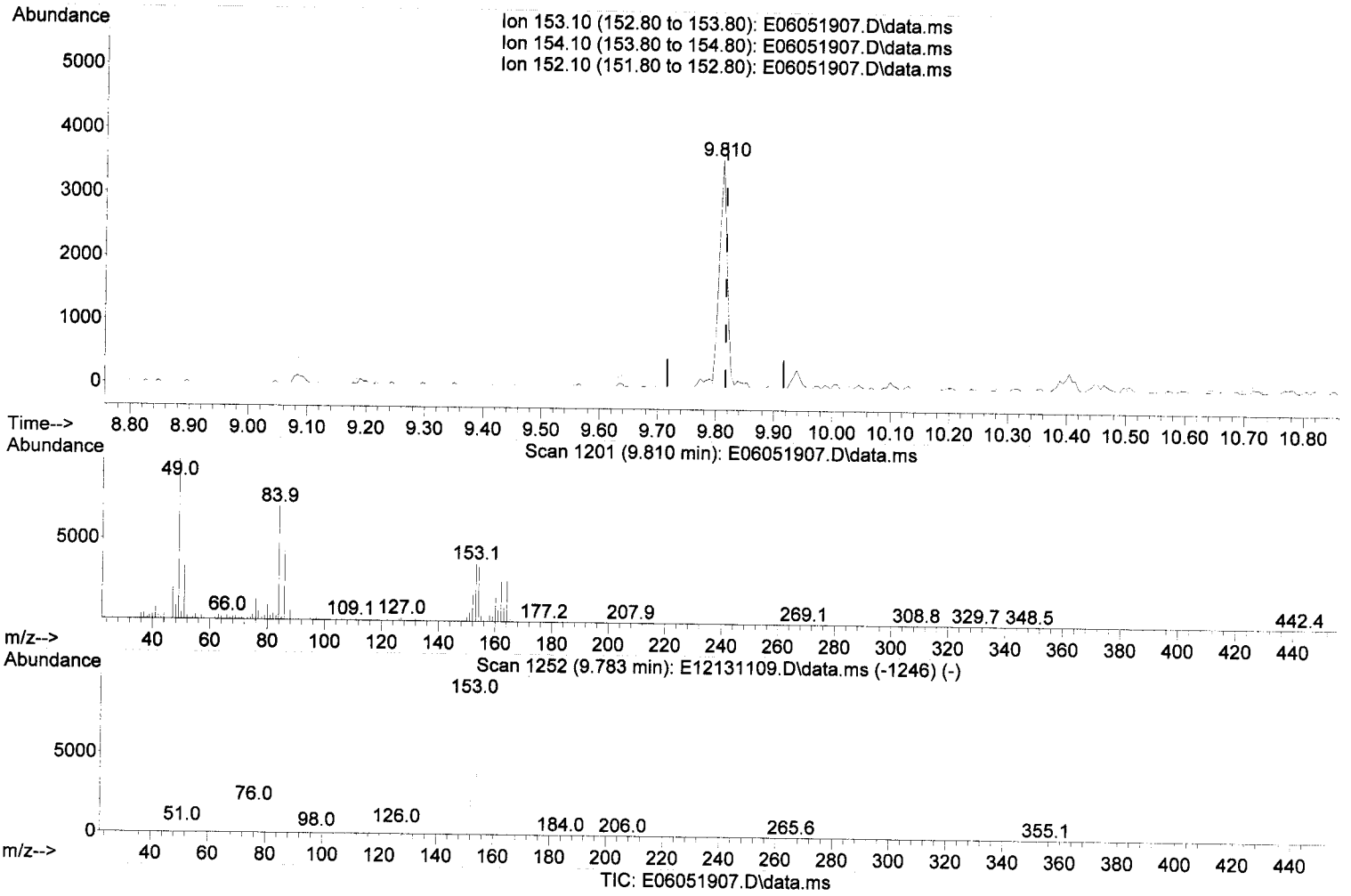

(51) Acenaphthene (T)

9.810min (-0.006) 10.43 ng/ml

J

response 3674

Ion	Exp%	Act%
153.10	100.00	100.00
154.10	92.00	94.89
152.10	47.10	46.43
0.00	0.00	0.00

Quantitation Report (Qedit)

Data Path : C:\msdchem\1\DATA\2019-06\9F05022\
Data File : E06051907.D
Acq On : 5 Jun 2019 5:01 pm
Operator : JK/ AMS /DTH
Sample : A9E0838-15@40
Misc : 40x, 8270D LL PAH
ALS Vial : 6 Sample Multiplier: 1
DataAcq Meth:SV5_AQUISITION.M

Quant Time: Jun 05 17:37:43 2019
Quant Method : C:\msdchem\1\METHODS\SV5_013019R4.M
Quant Title : EPA 8270D: Semivolatile Organics
QLast Update : Fri May 31 15:11:51 2019
Response via : Initial Calibration
InstName : SV-GCMS5

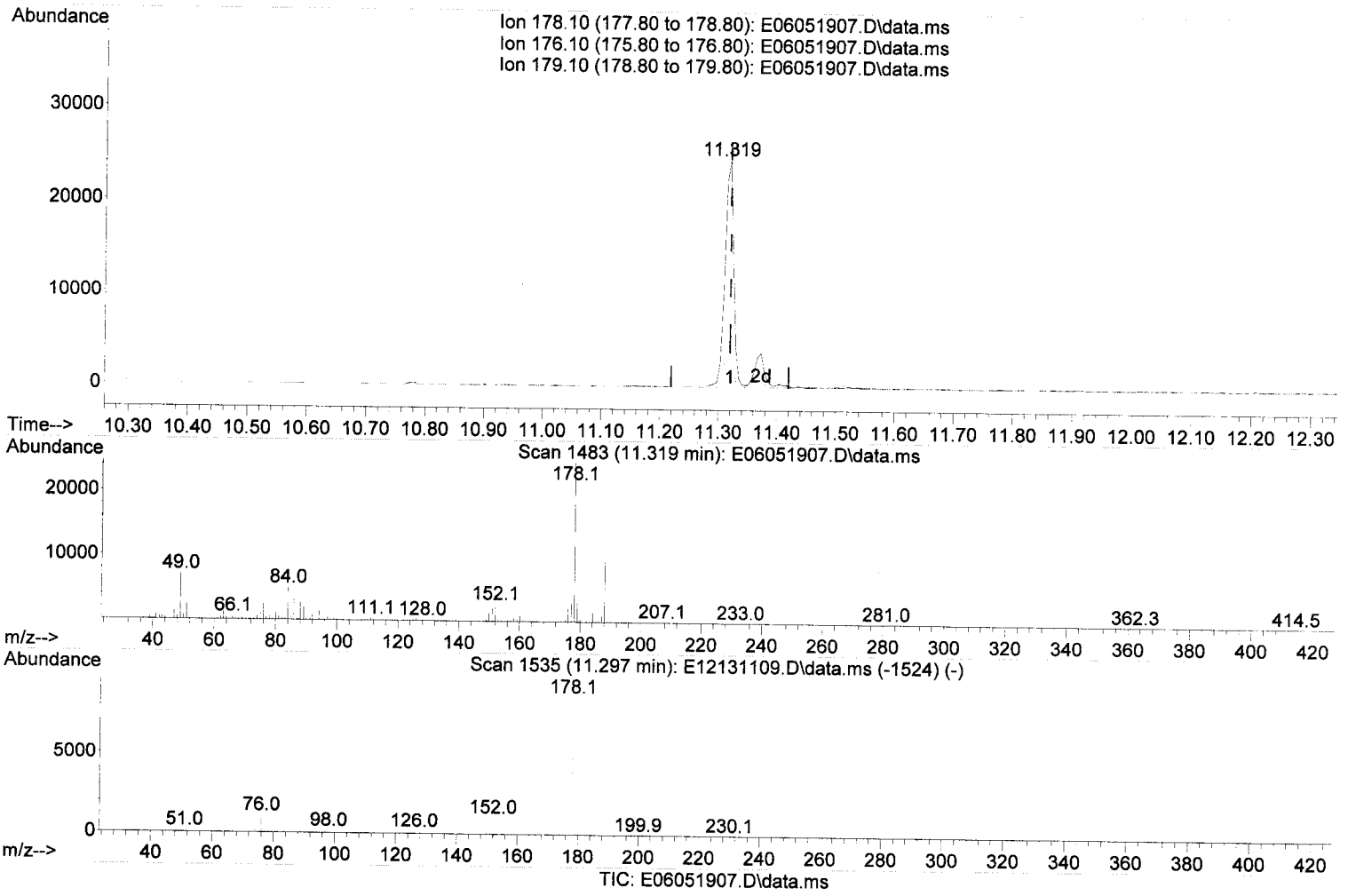

TIC: E06051907.D\data.ms

(71) Phenanthrene (T)

11.319min (-0.000) 45.73 ng/ml

response 25738

Ion	Exp%	Act%
178.10	100.00	100.00
176.10	19.10	16.81
179.10	15.00	15.78
0.00	0.00	0.00

Quantitation Report (Qedit)

Data Path : C:\msdchem\1\DATA\2019-06\9F05022\
Data File : E06051907.D
Acq On : 5 Jun 2019 5:01 pm
Operator : JK/ AMS /DTH
Sample : A9E0838-15@40
Misc : 40x, 8270D LL PAH
ALS Vial : 6 Sample Multiplier: 1
DataAcq Meth:SV5_AQUISITION.M

Quant Time: Jun 05 17:37:43 2019
Quant Method : C:\msdchem\1\METHODS\SV5_013019R4.M
Quant Title : EPA 8270D: Semivolatile Organics
QLast Update : Fri May 31 15:11:51 2019
Response via : Initial Calibration
InstName : SV-GCMS5

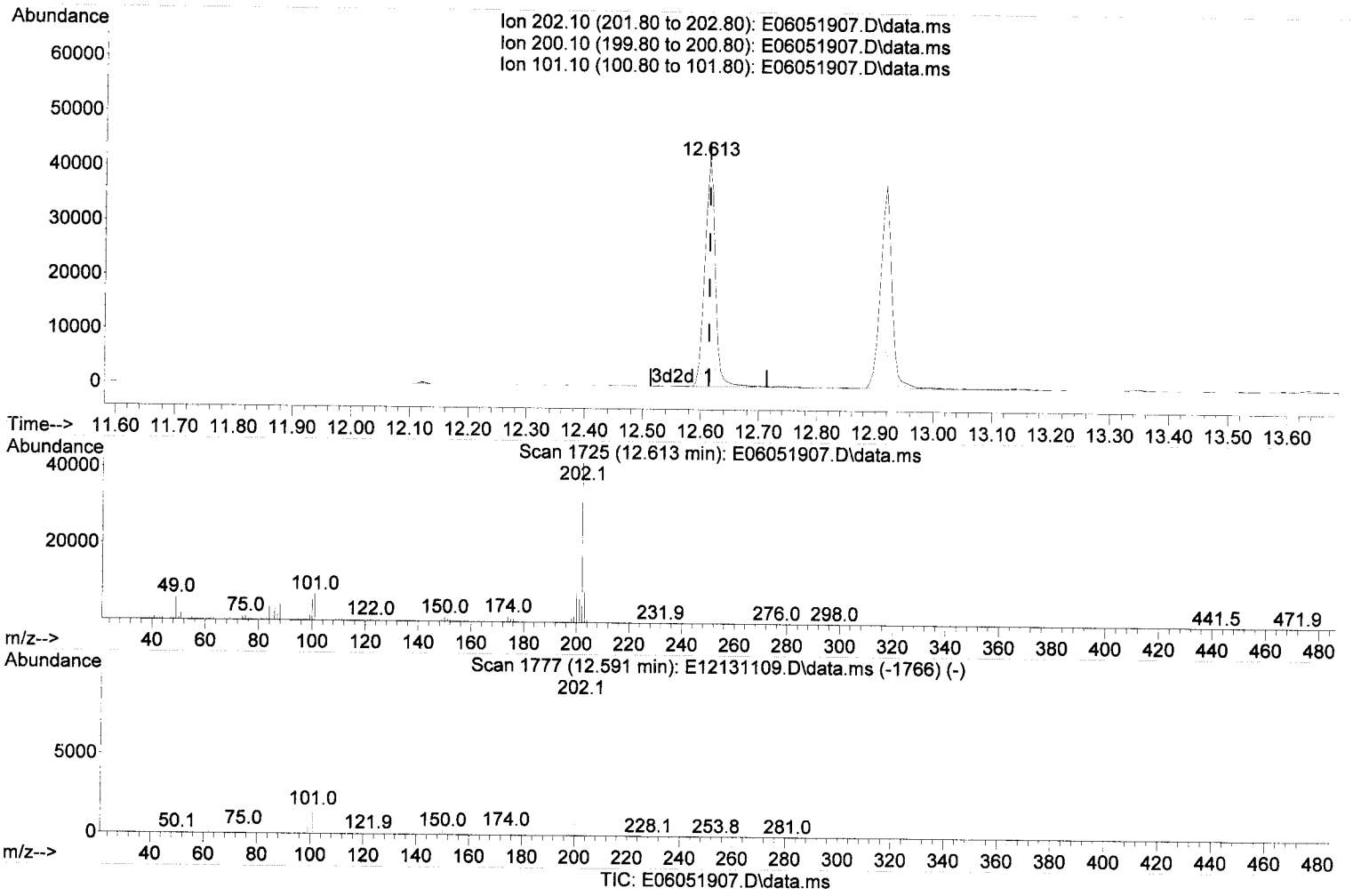

TIC: E06051907.D\data.ms

(75) Fluoranthene (T)

12.613min (-0.000) 89.74 ng/ml

response 52395

Ion	Exp%	Act%
202.10	100.00	100.00
200.10	21.00	20.29
101.10	15.70	16.37
0.00	0.00	0.00

Quantitation Report (Qedit)

Data Path : C:\msdchem\1\DATA\2019-06\9F05022\
Data File : E06051907.D
Acq On : 5 Jun 2019 5:01 pm
Operator : JK/ AMS /DTH
Sample : A9E0838-15@40
Misc : 40x, 8270D LL PAH
ALS Vial : 6 Sample Multiplier: 1
DataAcq Meth:SV5_AQUISITION.M

Quant Time: Jun 05 17:37:43 2019
Quant Method : C:\msdchem\1\METHODS\SV5_013019R4.M
Quant Title : EPA 8270D: Semivolatile Organics
QLast Update : Fri May 31 15:11:51 2019
Response via : Initial Calibration
InstName : SV-GCMS5

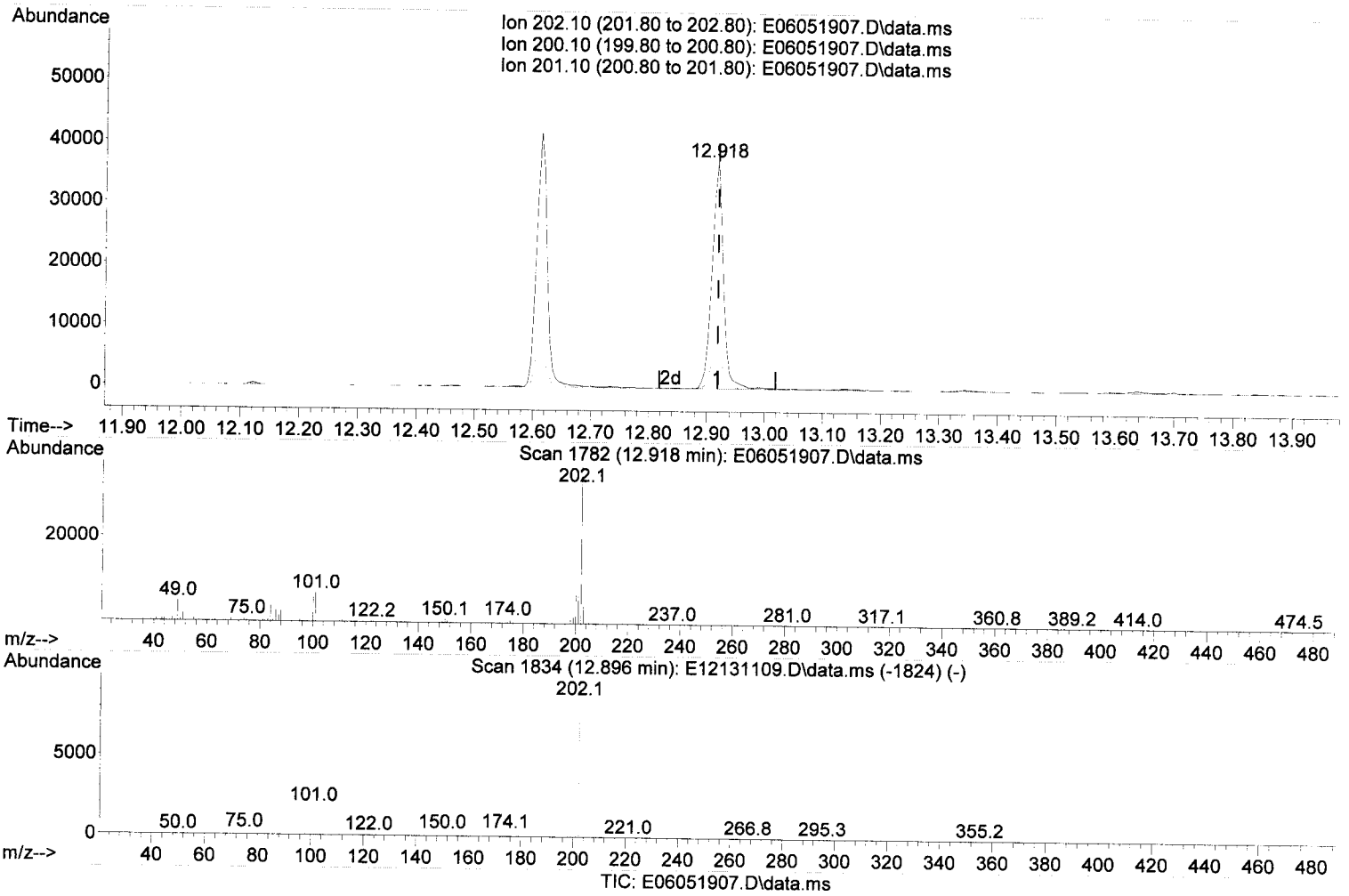

TIC: E06051907.D\data.ms

(77) Pyrene (T)

12.918min (-0.000) 85.07 ng/ml

response 50455

Ion	Exp%	Act%
202.10	100.00	100.00
200.10	21.20	18.13
201.10	17.50	17.72
0.00	0.00	0.00

Quantitation Report (Qedit)

Data Path : C:\msdchem\1\DATA\2019-06\9F05022\
Data File : E06051907.D
Acq On : 5 Jun 2019 5:01 pm
Operator : JK/ AMS /DTH
Sample : A9E0838-15@40
Misc : 40x, 8270D LL PAH
ALS Vial : 6 Sample Multiplier: 1
DataAcq Meth:SV5_AQUISITION.M

Quant Time: Jun 05 17:37:43 2019
Quant Method : C:\msdchem\1\METHODS\SV5_013019R4.M
Quant Title : EPA 8270D: Semivolatile Organics
QLast Update : Fri May 31 15:11:51 2019
Response via : Initial Calibration
InstName : SV-GCMS5

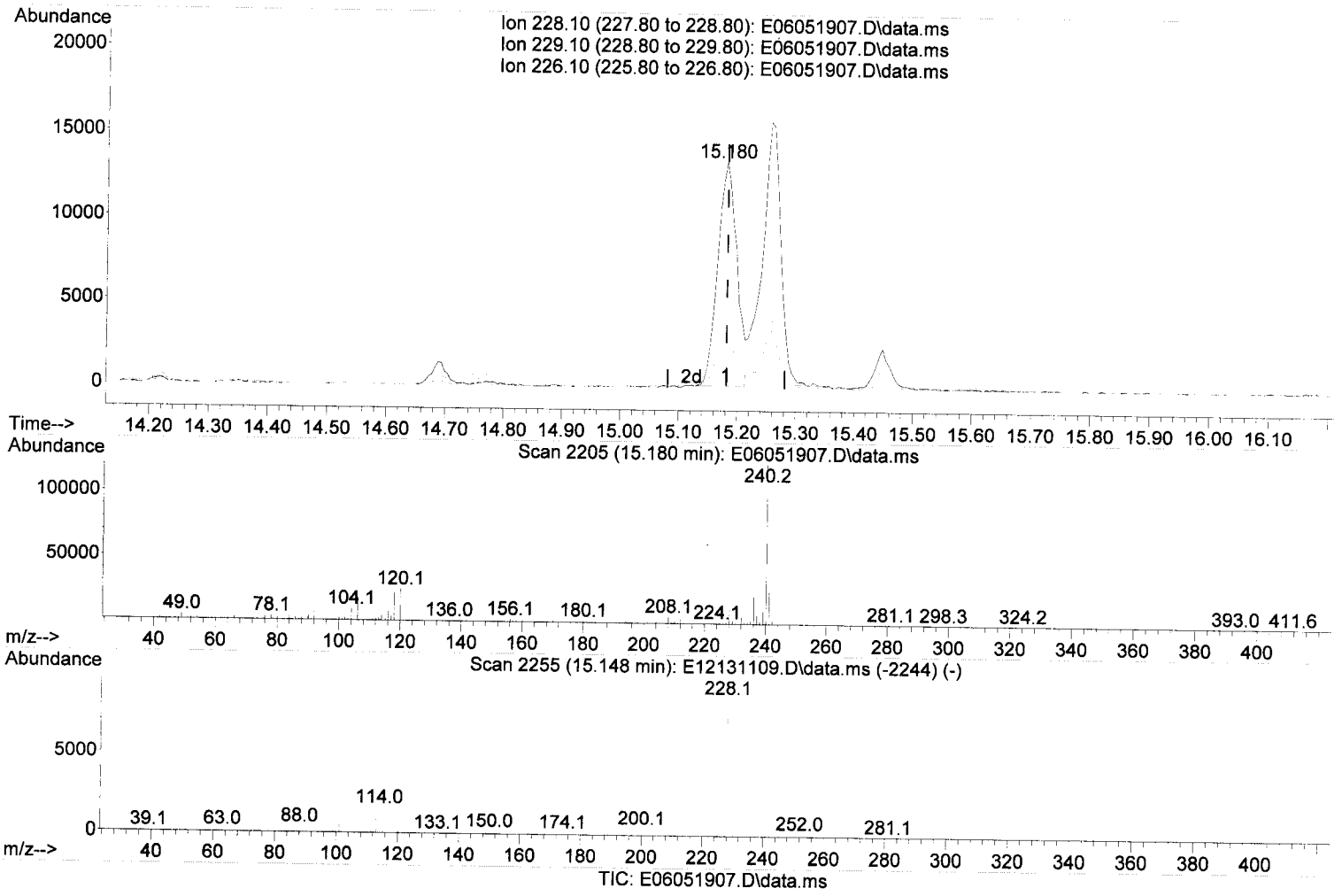

(83) Benz(a)anthracene (T)

15.180min (-0.000) 53.77 ng/ml mos

response 30239

Ion	Exp%	Act%
228.10	100.00	100.00
229.10	20.10	20.32
226.10	27.80	27.61
0.00	0.00	0.00

Quantitation Report (Qedit)

Data Path : C:\msdchem\1\DATA\2019-06\9F05022\
Data File : E06051907.D
Acq On : 5 Jun 2019 5:01 pm
Operator : JK/ AMS /DTH
Sample : A9E0838-15@40
Misc : 40x, 8270D LL PAH
ALS Vial : 6 Sample Multiplier: 1
DataAcq Meth:SV5_AQUISITION.M

Quant Time: Jun 05 17:37:43 2019
Quant Method : C:\msdchem\1\METHODS\SV5_013019R4.M
Quant Title : EPA 8270D: Semivolatile Organics
QLast Update : Fri May 31 15:11:51 2019
Response via : Initial Calibration
InstName : SV-GCMS5

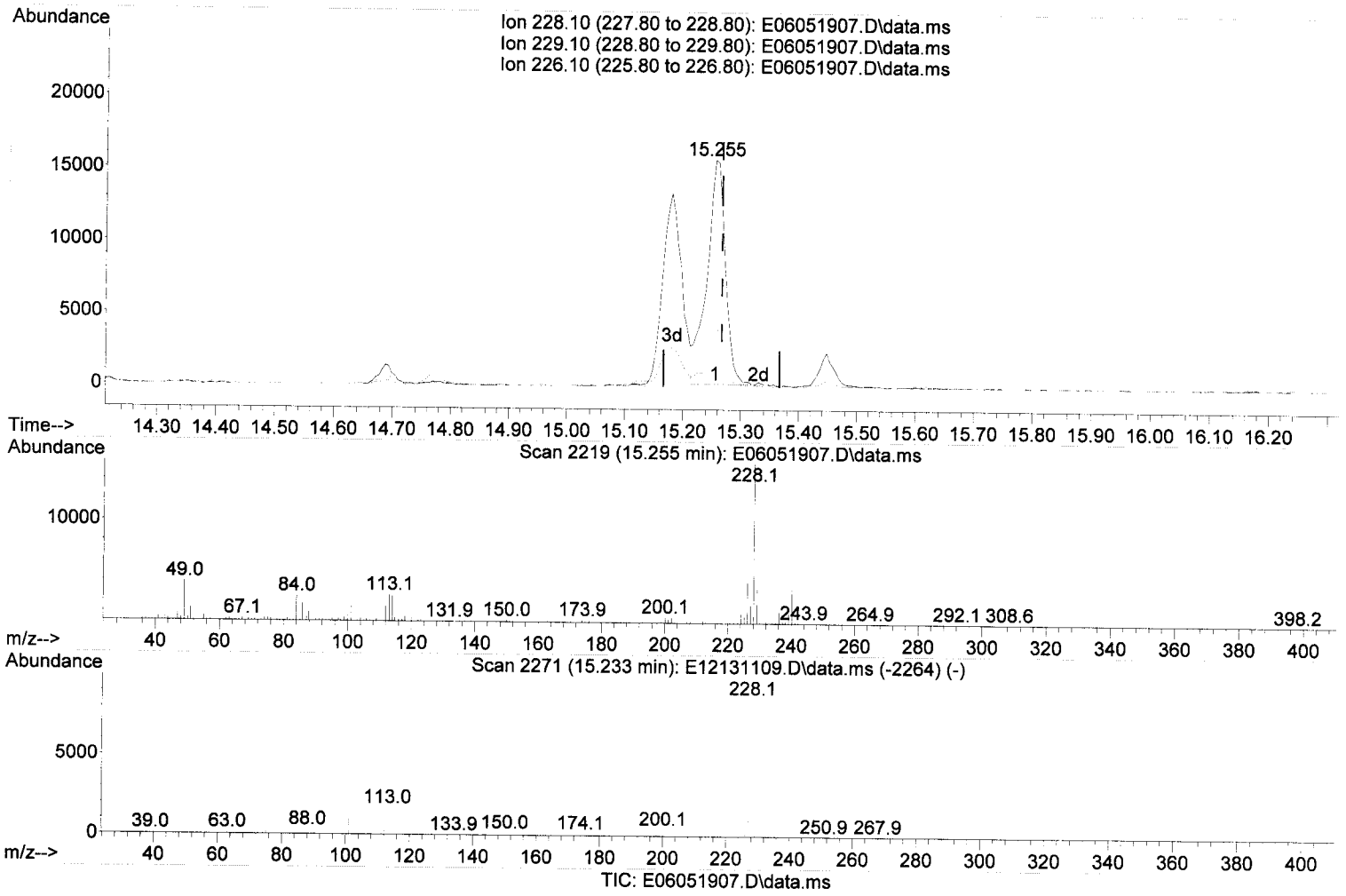

(84) Chrysene (T)

15.255min (-0.011) 64.83 ng/ml mos

response 34735

Ion	Exp%	Act%
228.10	100.00	100.00
229.10	20.00	21.56
226.10	29.80	25.42
0.00	0.00	0.00

Quantitation Report (Qedit)

Data Path : C:\msdchem\1\DATA\2019-06\9F05022\
Data File : E06051907.D
Acq On : 5 Jun 2019 5:01 pm
Operator : JK/ AMS /DTH
Sample : A9E0838-15@40
Misc : 40x, 8270D LL PAH
ALS Vial : 6 Sample Multiplier: 1
DataAcq Meth:SV5_AQUISITION.M

Quant Time: Jun 05 17:37:43 2019
Quant Method : C:\msdchem\1\METHODS\SV5_013019R4.M
Quant Title : EPA 8270D: Semivolatile Organics
QLast Update : Fri May 31 15:11:51 2019
Response via : Initial Calibration
InstName : SV-GCMS5

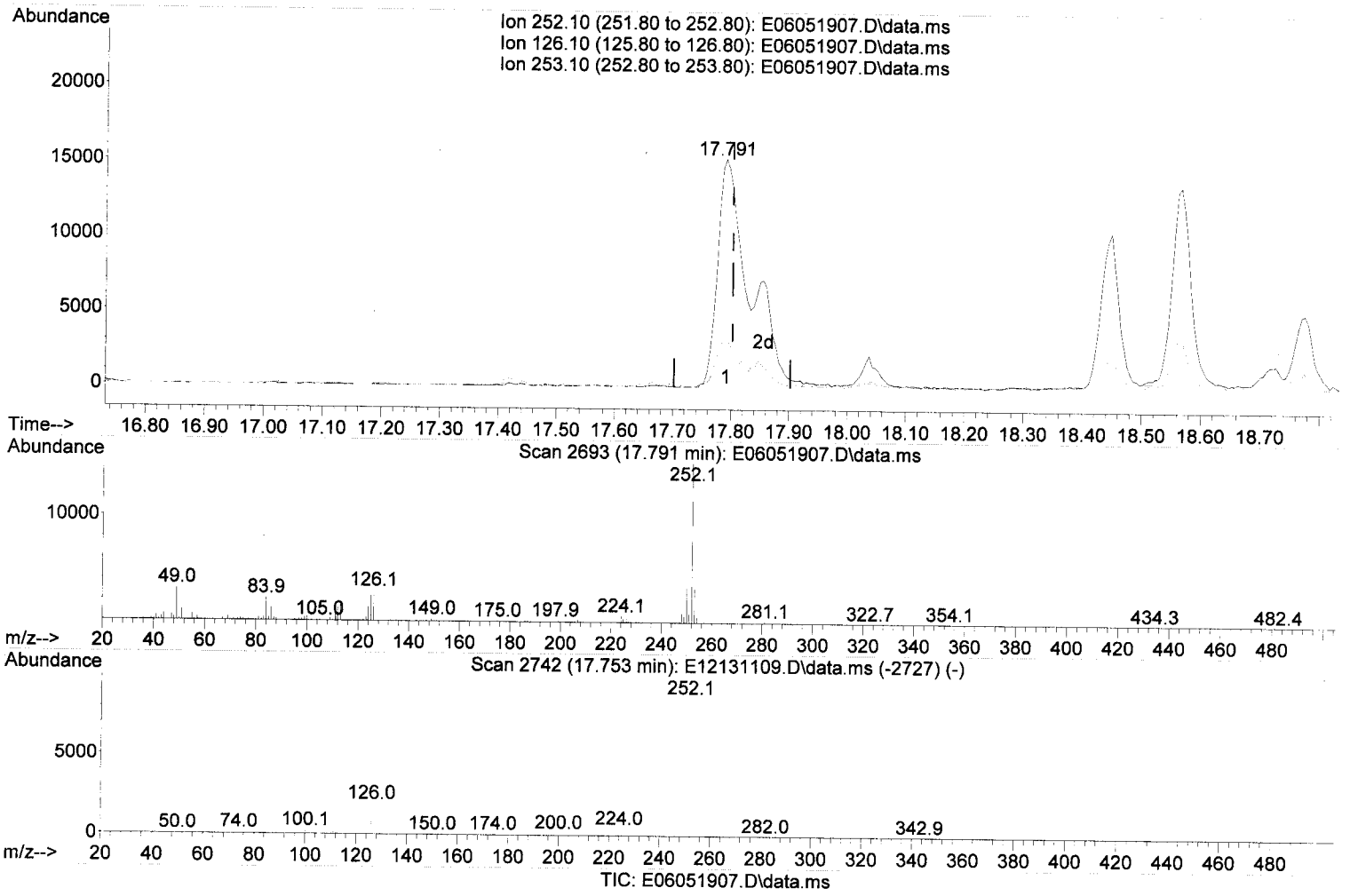

(88) Benzo(b)fluoranthene (T)

17.791min (-0.011) 91.00 ng/ml MDS

response 42785

Ion	Exp%	Act%
252.10	100.00	100.00
126.10	21.80	19.08
253.10	22.40	21.21
0.00	0.00	0.00

Quantitation Report (Qedit)

Data Path : C:\msdchem\1\DATA\2019-06\9F05022\
Data File : E06051907.D
Acq On : 5 Jun 2019 5:01 pm
Operator : JK/ AMS /DTH
Sample : A9E0838-15@40
Misc : 40x, 8270D LL PAH
ALS Vial : 6 Sample Multiplier: 1
DataAcq Meth:SV5_AQUISITION.M

Quant Time: Jun 05 17:37:43 2019
Quant Method : C:\msdchem\1\METHODS\SV5_013019R4.M
Quant Title : EPA 8270D: Semivolatile Organics
QLast Update : Fri May 31 15:11:51 2019
Response via : Initial Calibration
InstName : SV-GCMS5

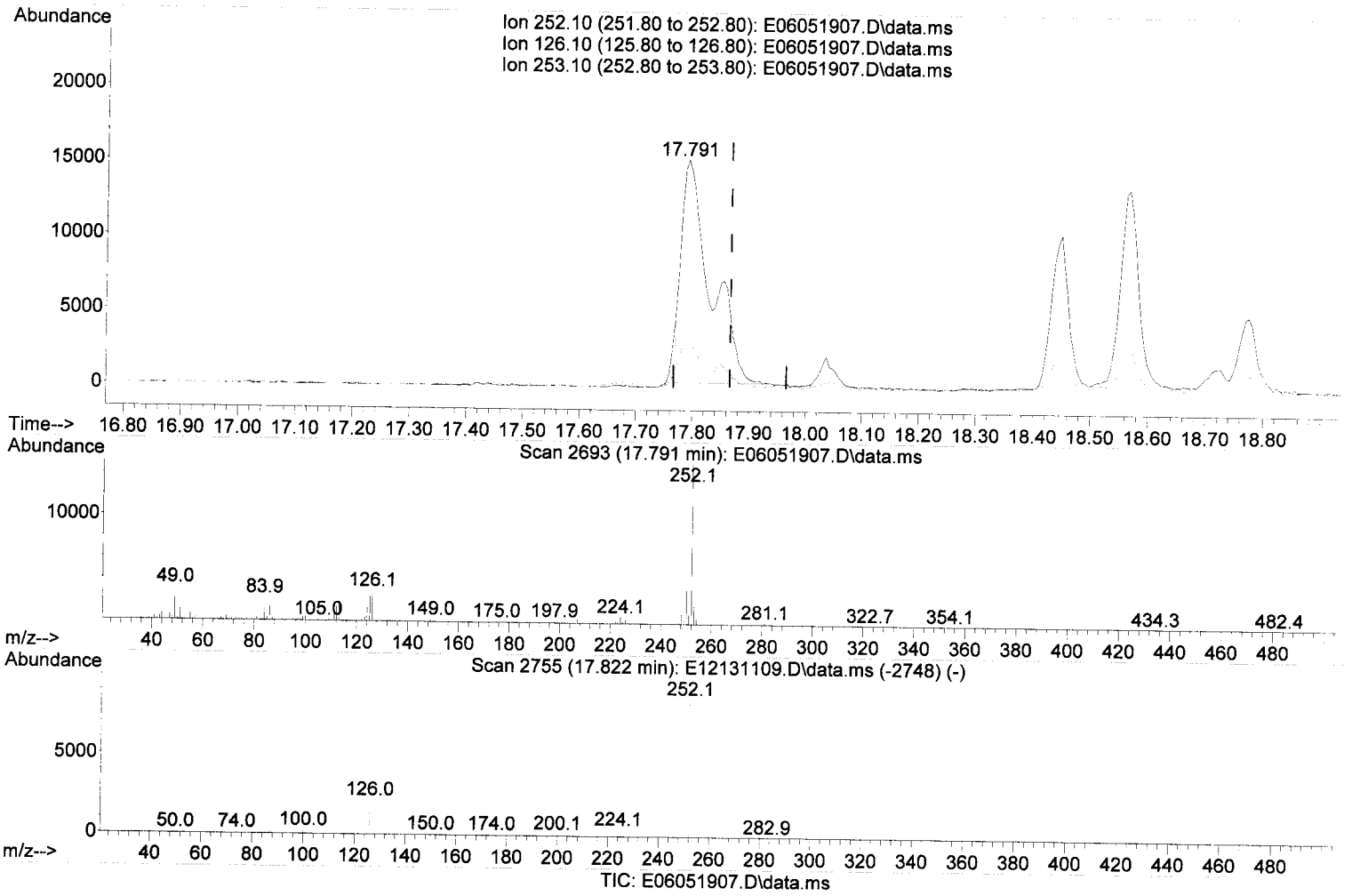

(89) Benzo(k)fluoranthene (T)

17.791min (-0.075) 115.29 ng/ml

response 53270

Ion	Exp%	Act%
252.10	100.00	100.00
126.10	21.80	19.08
253.10	21.80	21.21
0.00	0.00	0.00

Quantitation Report (Qedit)

Data Path : C:\msdchem\1\DATA\2019-06\9F05022\
Data File : E06051907.D
Acq On : 5 Jun 2019 5:01 pm
Operator : JK/ AMS /DTH
Sample : A9E0838-15@40
Misc : 40x, 8270D LL PAH
ALS Vial : 6 Sample Multiplier: 1
DataAcq Meth:SV5_AQUISITION.M

Quant Time: Jun 05 17:37:43 2019
Quant Method : C:\msdchem\1\METHODS\SV5_013019R4.M
Quant Title : EPA 8270D: Semivolatile Organics
QLast Update : Fri May 31 15:11:51 2019
Response via : Initial Calibration
InstName : SV-GCMS5

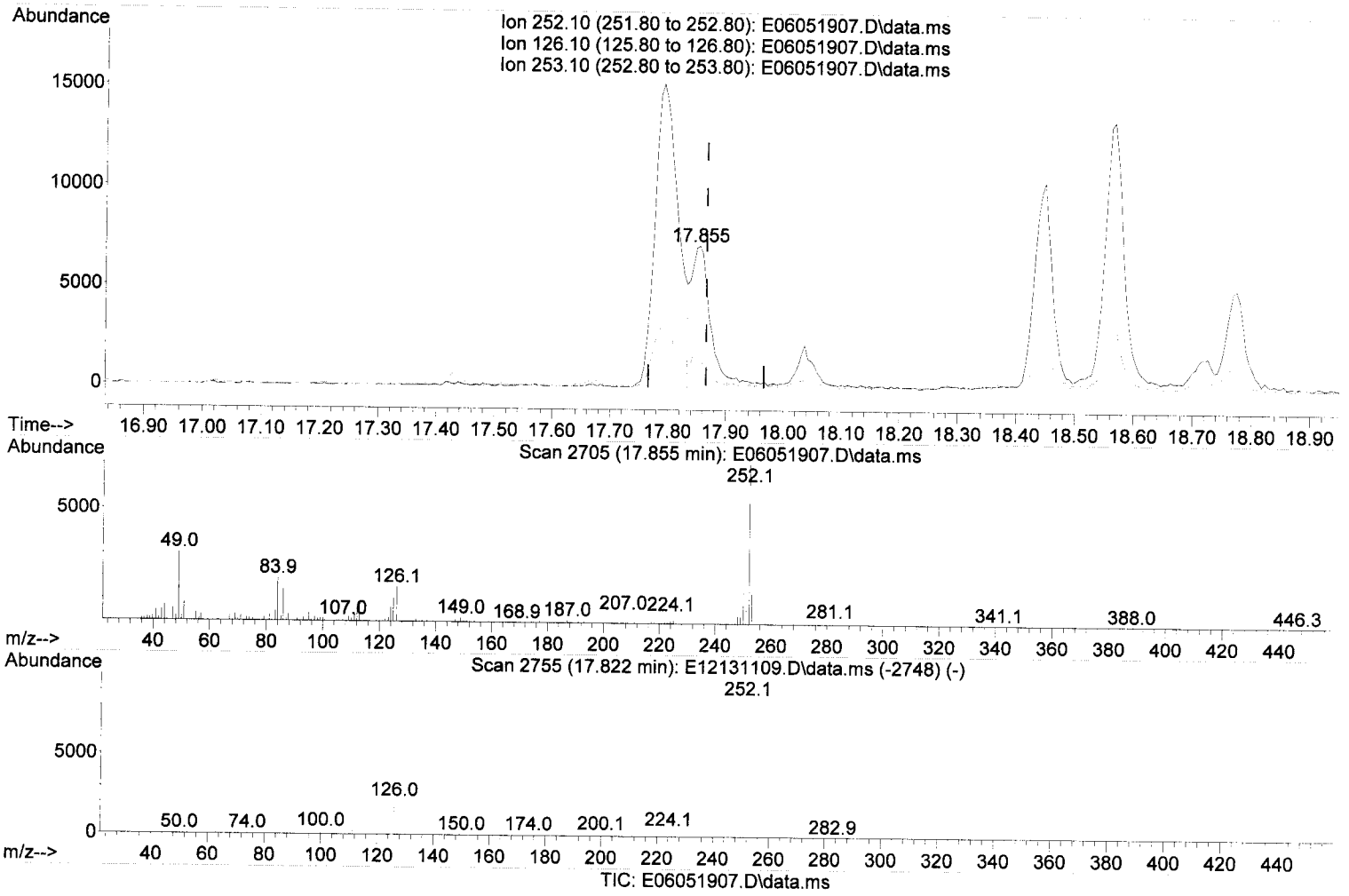

(89) Benzo(k)fluoranthene (T)

17.855min (-0.011) 36.35 ng/ml m

MDS DTH 6/5/19

response 16795

Ion	Exp%	Act%
252.10	100.00	100.00
126.10	21.80	21.84
253.10	21.80	19.71
0.00	0.00	0.00

Quantitation Report (Qedit)

Data Path : C:\msdchem\1\DATA\2019-06\9F05022\
Data File : E06051907.D
Acq On : 5 Jun 2019 5:01 pm
Operator : JK/ AMS /DTH
Sample : A9E0838-15@40
Misc : 40x, 8270D LL PAH
ALS Vial : 6 Sample Multiplier: 1
DataAcq Meth:SV5_AQUISITION.M

Quant Time: Jun 05 17:37:43 2019
Quant Method : C:\msdchem\1\METHODS\SV5_013019R4.M
Quant Title : EPA 8270D: Semivolatile Organics
QLast Update : Fri May 31 15:11:51 2019
Response via : Initial Calibration
InstName : SV-GCMS5

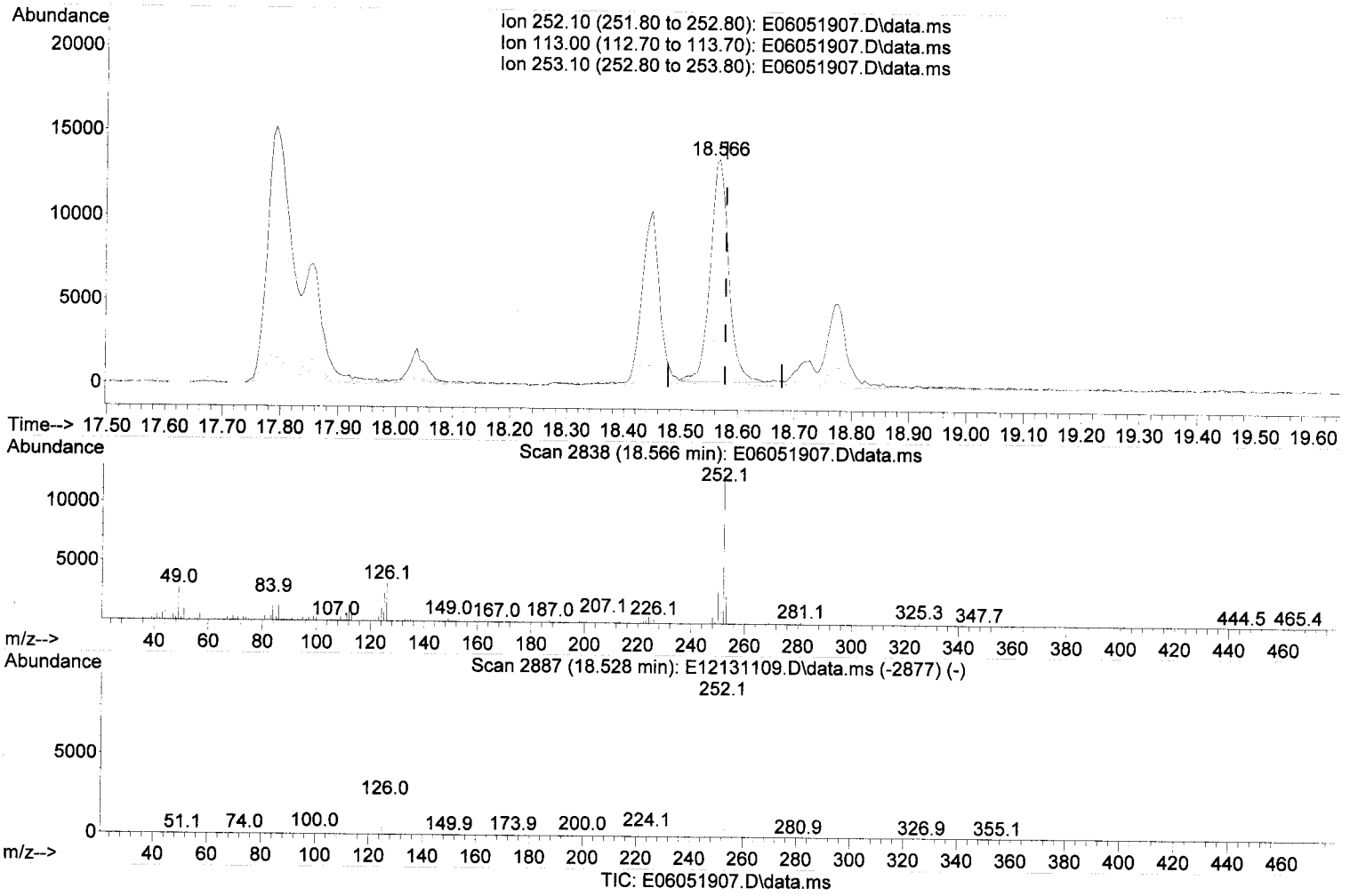

(92) Benzo(a)pyrene (T)

18.566min (-0.011) 69.58 ng/ml

response 29704

Ion	Exp%	Act%
252.10	100.00	100.00
113.00	12.70	14.28
253.10	21.70	23.37
0.00	0.00	0.00

Quantitation Report (Qedit)

Data Path : C:\msdchem\1\DATA\2019-06\9F05022\
Data File : E06051907.D
Acq On : 5 Jun 2019 5:01 pm
Operator : JK/ AMS /DTH
Sample : A9E0838-15@40
Misc : 40x, 8270D LL PAH
ALS Vial : 6 Sample Multiplier: 1
DataAcq Meth:SV5_AQUISITION.M

Quant Time: Jun 05 17:37:43 2019
Quant Method : C:\msdchem\1\METHODS\SV5_013019R4.M
Quant Title : EPA 8270D: Semivolatile Organics
QLast Update : Fri May 31 15:11:51 2019
Response via : Initial Calibration
InstName : SV-GCMS5

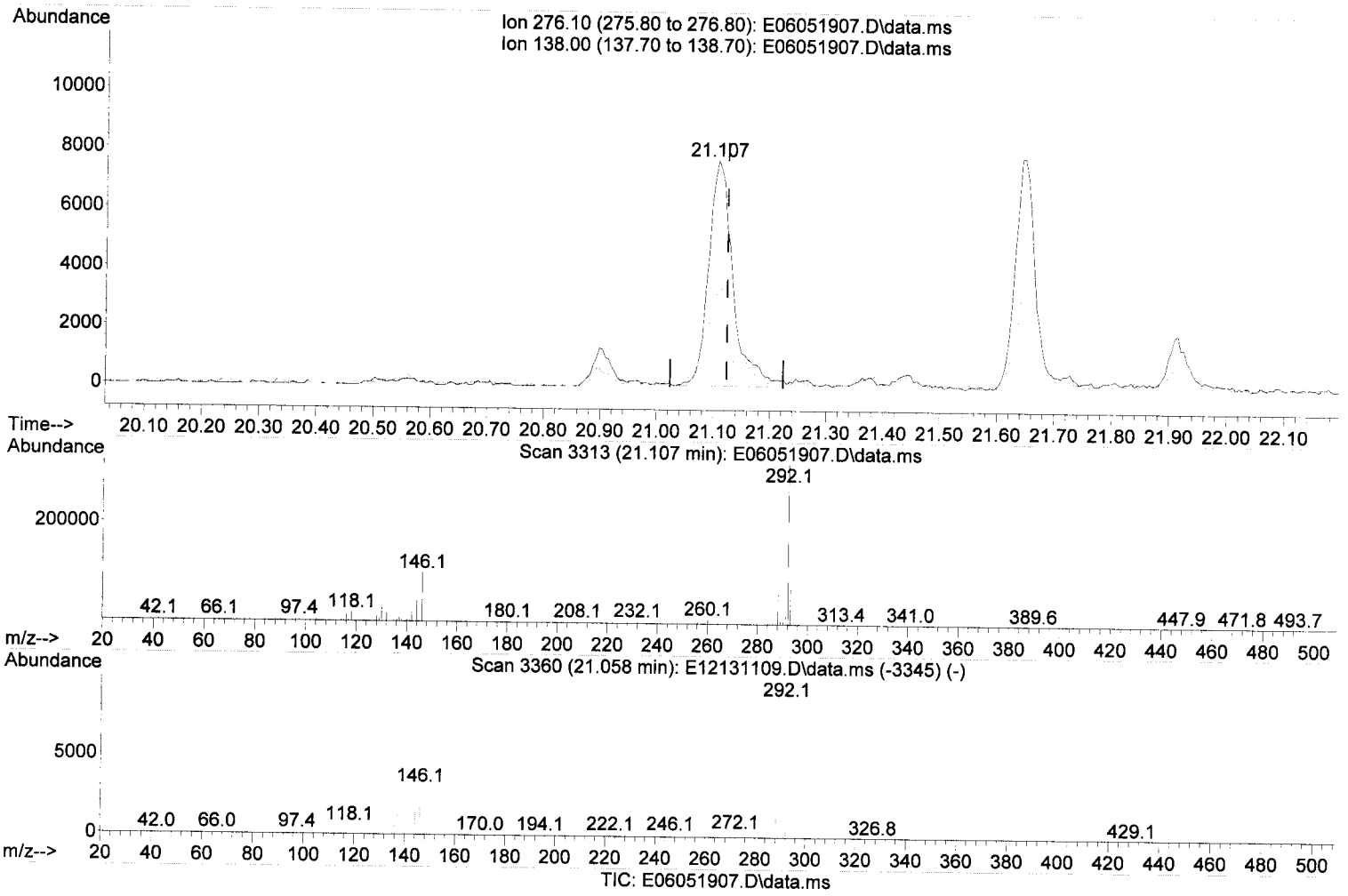

(95) Indeno(1,2,3-cd)pyrene (T)

21.107min (-0.016) 51.25 ng/ml

response 22771

Ion	Exp%	Act%
276.10	100.00	100.00
138.00	30.90	39.62
0.00	0.00	0.00
0.00	0.00	0.00

Quantitation Report (Qedit)

Data Path : C:\msdchem\1\DATA\2019-06\9F05022\
Data File : E06051907.D
Acq On : 5 Jun 2019 5:01 pm
Operator : JK/ AMS /DTH
Sample : A9E0838-15@40
Misc : 40x, 8270D LL PAH
ALS Vial : 6 Sample Multiplier: 1
DataAcq Meth:SV5_AQUISITION.M

Quant Time: Jun 05 17:37:43 2019
Quant Method : C:\msdchem\1\METHODS\SV5_013019R4.M
Quant Title : EPA 8270D: Semivolatile Organics
QLast Update : Fri May 31 15:11:51 2019
Response via : Initial Calibration
InstName : SV-GCMS5

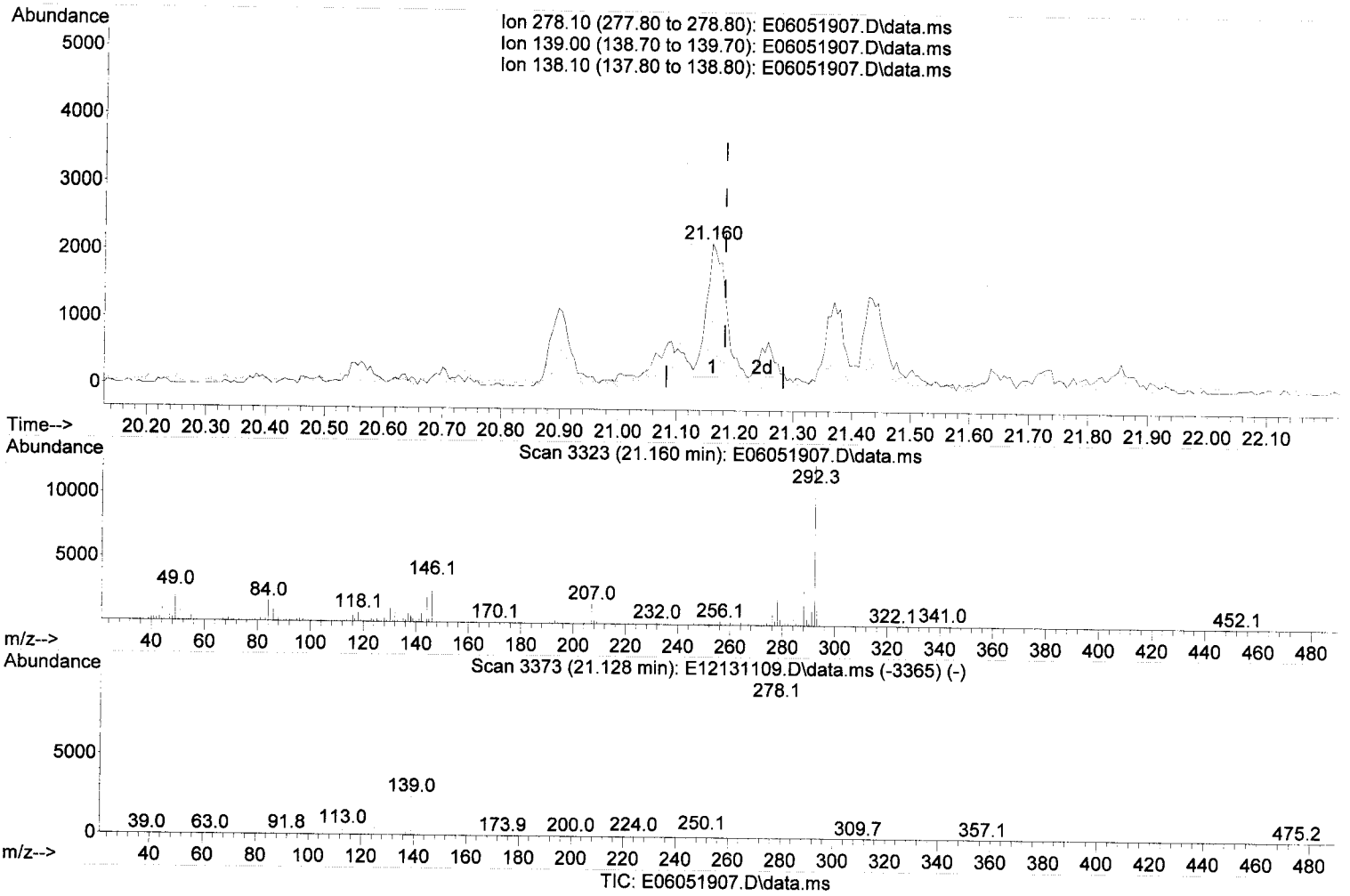

(96) Dibenz(a,h)anthracene (T)

21.160min (-0.022) 11.23 ng/ml

response 4571

Ion	Exp%	Act%
278.10	100.00	100.00
139.00	25.60	31.33
138.10	17.70	46.88
0.00	0.00	0.00

Quantitation Report (Qedit)

Data Path : C:\msdchem\1\DATA\2019-06\9F05022\
Data File : E06051907.D
Acq On : 5 Jun 2019 5:01 pm
Operator : JK/ AMS /DTH
Sample : A9E0838-15@40
Misc : 40x, 8270D LL PAH
ALS Vial : 6 Sample Multiplier: 1
DataAcq Meth:SV5_AQUISITION.M

Quant Time: Jun 05 17:37:43 2019
Quant Method : C:\msdchem\1\METHODS\SV5_013019R4.M
Quant Title : EPA 8270D: Semivolatile Organics
QLast Update : Fri May 31 15:11:51 2019
Response via : Initial Calibration
InstName : SV-GCMS5

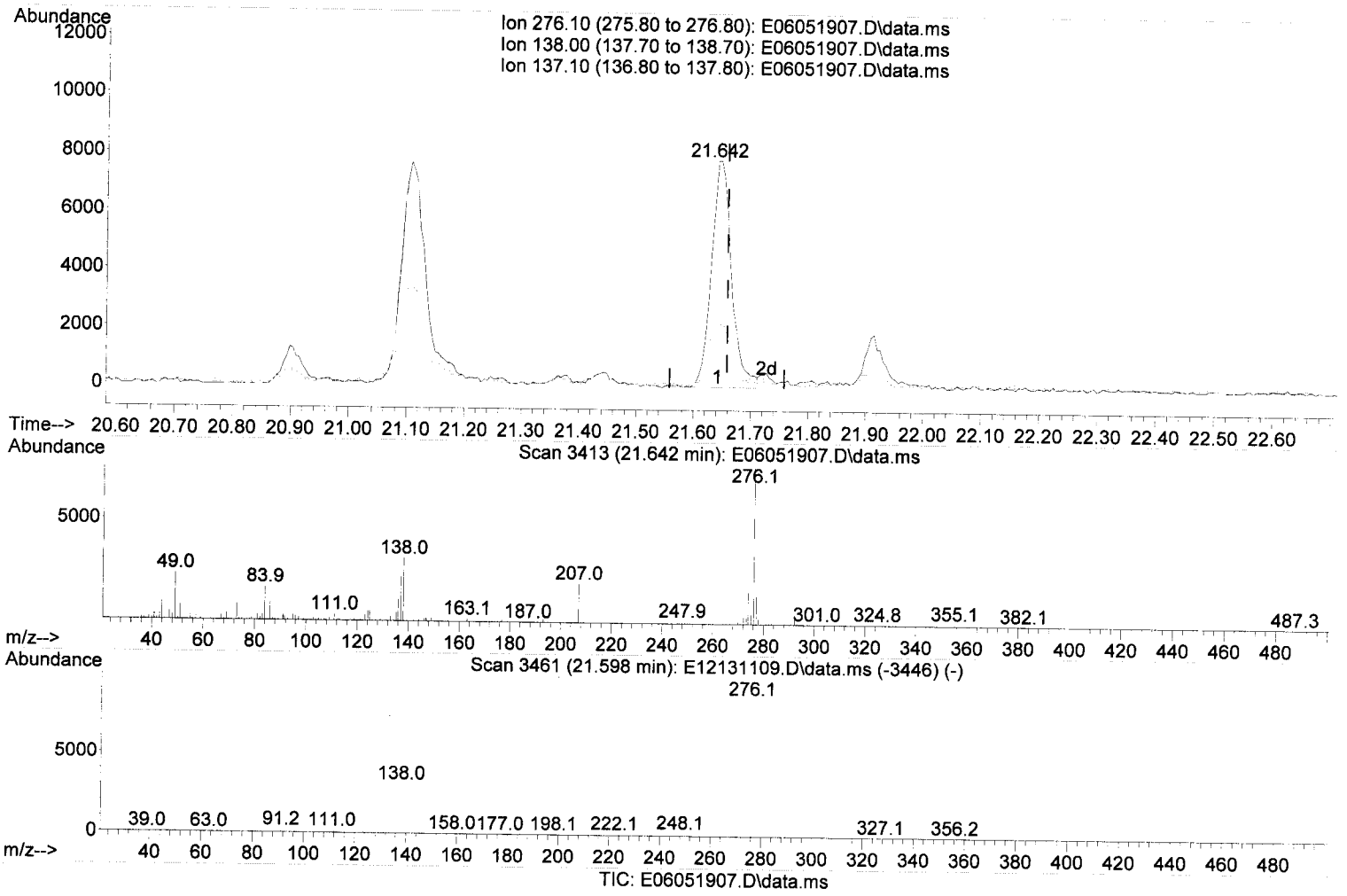

(97) Benzo(g,h,i)perylene (T)

21.642min (-0.016) 43.76 ng/ml

response 19142

Ion	Exp%	Act%
276.10	100.00	100.00
138.00	45.90	39.59
137.10	39.00	27.93
0.00	0.00	0.00

Quantitation Report (Not Reviewed)

Data Path : C:\msdchem\1\DATA\2019-06\9F05022\
Data File : E06051907.D
Acq On : 5 Jun 2019 5:01 pm
Operator : JK/ AMS /DTH
Sample : A9E0838-15@40
Misc : 40x, 8270D LL PAH
ALS Vial : 6 Sample Multiplier: 1
DataAcq Meth:SV5_AQUISITION.M

Quant Time: Jun 05 17:37:43 2019
Quant Method : C:\msdchem\1\METHODS\SV5_013019R4.M
Quant Title : EPA 8270D: Semivolatile Organics
QLast Update : Fri May 31 15:11:51 2019
Response via : Initial Calibration
InstName : SV-GCMS5



Quantitation Report (Not Reviewed)

Data Path : C:\msdchem\1\DATA\2019-06\9F05022\
Data File : E06051913.D
Acq On : 5 Jun 2019 8:44 pm
Operator : JK/ AMS /DTH
Sample : A9E0838-16@40
Misc : 40x, 8270D LL PAH
ALS Vial : 12 Sample Multiplier: 1
DataAcq Meth:SV5_AQUISITION.M

Quant Time: Jun 06 07:42:51 2019
Quant Method : C:\msdchem\1\METHODS\SV5_013019R4.M
Quant Title : EPA 8270D: Semivolatile Organics
QLast Update : Fri May 31 15:11:51 2019
Response via : Initial Calibration
InstName : SV-GCMS5

AMS RR1 6/6/19

Compound	R.T.	QIon	Response	Conc Units	Dev(Min)
Internal Standards					
1) 1,4-Dichlorobenzene-d4...	6.740	152	248323	2000.00 ng/ml	-0.02
21) Naphthalene-d8 (ISTD)	8.003	136	965090	2000.00 ng/ml	0.00
35) Acenaphthene-d10 (ISTD)	9.778	162	452146	2000.00 ng/ml	0.00
64) Phenanthrene-d10 (ISTD)	11.292	188	835935	2000.00 ng/ml	0.00
78) Chrysene-d12 (ISTD)	15.202	240	955908	2000.00 ng/ml	-0.01
86) Perylene-d12 (ISTD)	18.721	264	874629	2000.00 ng/ml	0.00
94) Dibenz(a,h)Anthrcene-d...	21.112	292	786117	2000.00 ng/ml	0.00
System Monitoring Compounds					
4) 2-Fluorophenol (Surr)	5.558	112	4235	27.36 ng/ml	0.00
5) Phenol-d6(Surr)	6.393	99	6367	30.75 ng/ml	-0.02
19) Nitrobenzene-d5 (Surr)	7.275	82	2629	14.16 ng/ml	-0.02
40) 2-Fluorobiphenyl (Surr)	9.083	172	10870	32.33 ng/ml	0.00
67) 2,4,6-Tribromophenol (...	10.581	330	1000	48.89 ng/ml	0.00
79) Terphenyl-d14 (Surr)	13.127	244	15963	35.74 ng/ml	0.00
Target Compounds					Qvalue
2) N-Nitrosodimethylamine	4.307	74	219	N.D.	
3) Pyridine	4.366	79	108	N.D.	
6) Phenol	0.000		0	N.D.	
7) Aniline	6.425	93	125	N.D.	
8) Bis(2-chloroethyl) ether	6.425	93	125	N.D.	
9) 2-Chlorophenol	0.000		0	N.D.	
10) 1,3-Dichlorobenzene	0.000		0	N.D.	
11) 1,4-Dichlorobenzene	0.000		0	N.D.	
12) Benzyl alcohol	0.000		0	N.D.	
13) 1,2-Dichlorobenzene	0.000		0	N.D.	
14) 2-Methylphenol	0.000		0	N.D.	
15) 2,2'-Oxybis(1-Chloropr...	6.976	45	62	N.D.	
16) N-Nitrosodi-n-propylamine	7.099	70	121	N.D.	
17) 3+4-Methylphenol	7.147	107	210	N.D.	
18) Hexachloroethane	0.000		0	N.D.	
20) Nitrobenzene	7.265	77	79	N.D.	
22) Isophorone	7.580	82	91	N.D.	
23) 2-Nitrophenol	0.000		0	N.D.	
24) 2,4-Dimethylphenol	0.000		0	N.D.	
25) Bis(2-chloroethoxy) me...	0.000		0	N.D.	
26) Benzoic acid	7.832	105	83	399.09 ng/ml#	8
27) 2,4-Dichlorophenol	0.000		0	N.D.	
28) 1,2,4-Trichlorobenzene	0.000		0	N.D.	
29) Naphthalene	8.024	128	3492	6.78 ng/ml	96
30) 4-Chloroaniline	8.024	127	275	N.D.	
31) Hexachlorobutadiene	0.000		0	N.D.	
32) 4-Chloro-3-methylphenol	0.000		0	N.D.	
33) 2-Methylnaphthalene	8.719	142	974	3.01 ng/ml	77
34) 1-Methylnaphthalene	8.821	142	383	N.D.	
36) Hexachlorocyclopentadiene	0.000		0	N.D.	
37) 2,4,6-Trichlorophenol	0.000		0	N.D.	
38) 2,4,5-Trichlorophenol	0.000		0	N.D.	
39) 1,1'-Biphenyl	9.190	154	268	N.D.	
41) 2-Chloronaphthalene	0.000		0	N.D.	
42) 2-Nitroaniline	0.000		0	N.D.	

Quantitation Report (Not Reviewed)

Data Path : C:\msdchem\1\DATA\2019-06\9F05022\
Data File : E06051913.D
Acq On : 5 Jun 2019 8:44 pm
Operator : JK/ AMS /DTH
Sample : A9E0838-16@40
Misc : 40x, 8270D LL PAH
ALS Vial : 12 Sample Multiplier: 1
DataAcq Meth:SV5_AQUISITION.M

Quant Time: Jun 06 07:42:51 2019
Quant Method : C:\msdchem\1\METHODS\SV5_013019R4.M
Quant Title : EPA 8270D: Semivolatile Organics
QLast Update : Fri May 31 15:11:51 2019
Response via : Initial Calibration
InstName : SV-GCMS5

Compound	R.T.	QIon	Response	Conc Units	Dev(Min)
43) 2,6-Dimethylnaphthalene	9.356	156	534	N.D.	
44) 1,4-Dinitrobenzene	0.000		0	N.D.	
45) Dimethyl phthalate	0.000		0	N.D.	
46) 1,3-Dinitrobenzene	0.000		0	N.D.	
47) 2,6-Dinitrotoluene	9.532	165	57	32.62 ng/ml#	15
48) 1,2-Dinitrobenzene	0.000		0	N.D.	
49) Acenaphthylene	9.634	152	1042	N.D.	
50) 3-Nitroaniline	9.778	138	113	30.68 ng/ml#	1
51) Acenaphthene	9.811	153	2162	7.24 ng/ml	97
52) 2,4-Dinitrophenol	0.000		0	N.D.	
53) 4-Nitrophenol	0.000		0	N.D.	
54) 2,4-Dinitrotoluene	9.971	165	138	62.67 ng/ml#	15
55) Dibenzofuran	9.987	168	698	N.D.	
56) 2,3,5,6-Tetrachlorophenol	0.000		0	N.D.	
57) 2,3,4,6-Tetrachlorophenol	0.000		0	N.D.	
58) Diethyl phthalate	10.196	149	237	N.D.	
59) 2,3,5-Trimethylnaphtha...	10.180	170	772	3.20 ng/ml	87
60) Fluorene	10.335	166	1150	3.70 ng/ml	95
61) 4-Chlorophenyl phenyl ...	0.000		0	N.D.	
62) 4-Nitroaniline	0.000		0	N.D.	
63) 4,6-Dinitro-2-methylph...	0.000		0	N.D.	
65) N-Nitrosodiphenylamine	10.442	169	724	2.74 ng/ml#	46
66) Azobenzene (1,2-DPH)	10.501	77	284	N.D.	
68) 4-Bromophenyl phenyl e...	0.000		0	N.D.	
69) Hexachlorobenzene	0.000		0	N.D.	
70) Pentachlorophenol (PCP)	0.000		0	N.D.	
71) Phenanthrene	11.319	178	20085	43.78 ng/ml	97
72) Anthracene	11.367	178	1316	2.80 ng/ml	85
73) Carbazole	11.533	167	574	N.D.	
74) Di-n-butyl phthalate	11.864	149	631	N.D.	
75) Fluoranthene	12.613	202	14452	30.37 ng/ml	98
76) Benzidine	0.000		0	N.D.	
77) Pyrene	12.918	202	19587	40.51 ng/ml	97
80) Butyl benzyl phthalate	13.956	149	316	N.D.	
81) Bis(2-ethylhexyl) adipate	14.138	129	10363	37.25 ng/ml	97
82) 3,3-Dichlorobenzidine	0.000		0	N.D.	
83) Benz(a)anthracene	15.181	228	8148	15.11 ng/ml	88
84) Chrysene	15.255	228	7270	14.15 ng/ml	96
85) Bis(2-ethylhexyl) phth...	15.314	149	1115	2.79 ng/ml	87
87) Di-n-octyl phthalate	16.999	149	183	30.99 ng/ml#	1
88) Benzo(b)fluoranthene	17.796	252	7116	15.40 ng/ml	93
89) Benzo(k)fluoranthene	17.796	252	8823	19.43 ng/ml	92
90) Benzo(b+k)fluoranthene	17.796	252	10045	20.70 ng/ml	92
91) Benzo(e)pyrene	18.443	252	5028	10.72 ng/ml	91
92) Benzo(a)pyrene	18.566	252	6017	14.34 ng/ml	95
93) Perylene	18.775	252	8091	16.87 ng/ml	96
95) Indeno(1,2,3-cd)pyrene	21.107	276	5964	13.84 ng/ml#	44
96) Dibenz(a,h)anthracene	21.182	278	908	N.D.	
97) Benzo(g,h,i)perylene	21.647	276	5492	12.95 ng/ml	76

(#) = qualifier out of range (m) = manual integration (+) = signals summed

Quantitation Report (Not Reviewed)

Data Path : C:\msdchem\1\DATA\2019-06\9F05022\
Data File : E06051913.D
Acq On : 5 Jun 2019 8:44 pm
Operator : JK/ AMS /DTH
Sample : A9E0838-16@40
Misc : 40x, 8270D LL PAH
ALS Vial : 12 Sample Multiplier: 1
DataAcq Meth:SV5_AQUISITION.M

Quant Time: Jun 06 07:42:51 2019
Quant Method : C:\msdchem\1\METHODS\SV5_013019R4.M
Quant Title : EPA 8270D: Semivolatile Organics
QLast Update : Fri May 31 15:11:51 2019
Response via : Initial Calibration
InstName : SV-GCMS5

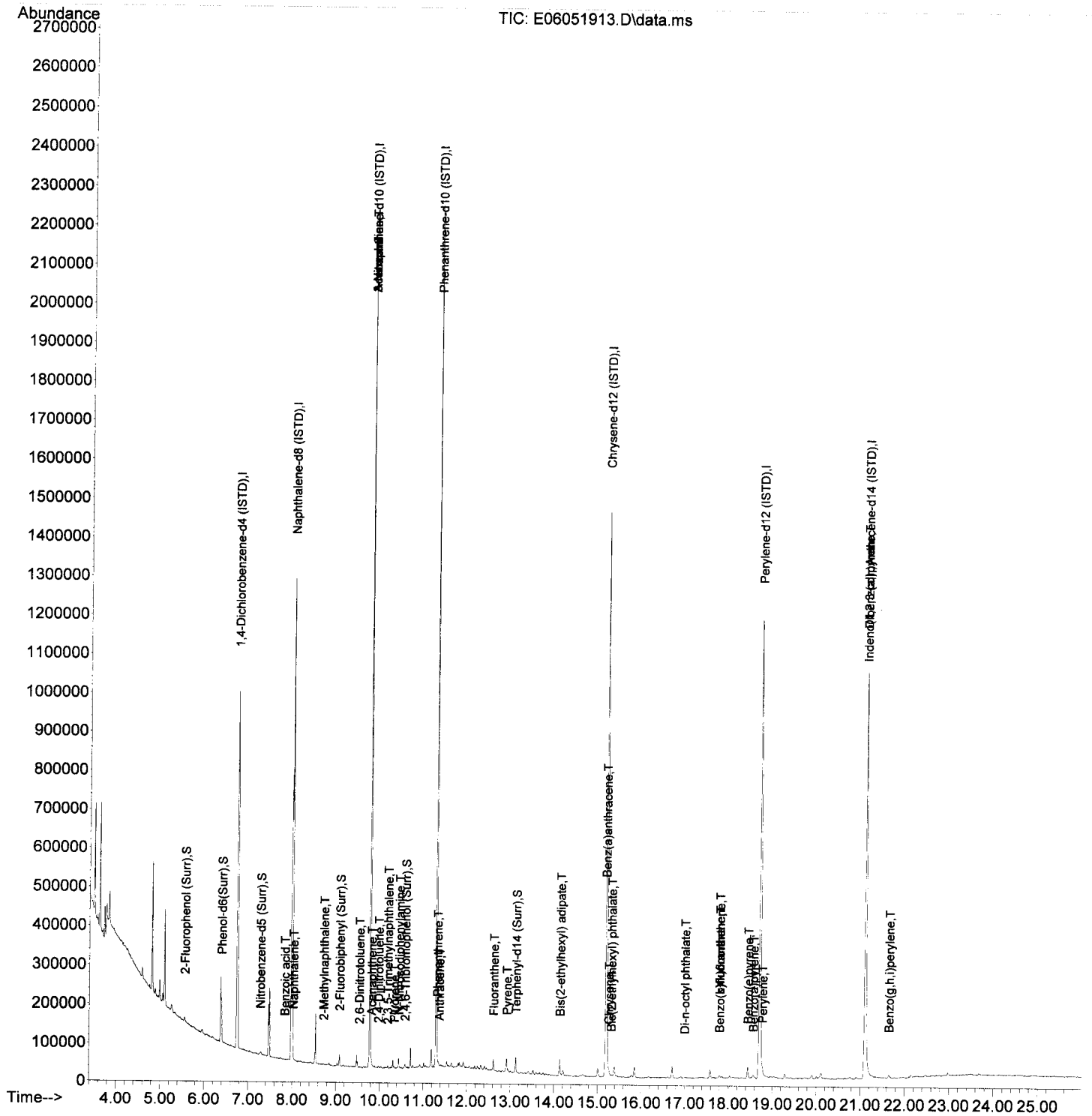

Quantitation Report (Not Reviewed)

Data Path : C:\msdchem\1\DATA\2019-06\9F05022\
Data File : E06051918.D
Acq On : 5 Jun 2019 11:48 pm
Operator : JK/ AMS /DTH
Sample : A9E0838-01@40
Misc : 40x, 8270D LL PAH
ALS Vial : 17 Sample Multiplier: 1
DataAcq Meth:SV5_AQUISITION.M

AMS 6/6/19 MOS

Quant Time: Jun 06 07:43:11 2019
Quant Method : C:\msdchem\1\METHODS\SV5_013019R4.M
Quant Title : EPA 8270D: Semivolatile Organics
QLast Update : Fri May 31 15:11:51 2019
Response via : Initial Calibration
InstName : SV-GCMS5

Compound	R.T.	QIon	Response	Conc Units	Dev(Min)
Internal Standards					
1) 1,4-Dichlorobenzene-d4...	6.756	152	270523	2000.00 ng/ml	0.00
21) Naphthalene-d8 (ISTD)	8.003	136	1043582	2000.00 ng/ml	0.00
35) Acenaphthene-d10 (ISTD)	9.778	162	486306	2000.00 ng/ml	0.00
64) Phenanthrene-d10 (ISTD)	11.292	188	975894	2000.00 ng/ml	0.00
78) Chrysene-d12 (ISTD)	15.202	240	981051	2000.00 ng/ml	-0.01
86) Perylene-d12 (ISTD)	18.721	264	864204	2000.00 ng/ml	0.00
94) Dibenz(a,h)Anthrcene-d...	21.112	292	782229	2000.00 ng/ml	0.00
System Monitoring Compounds					
4) 2-Fluorophenol (Surr)	5.564	112	4237	25.12 ng/ml	0.00
5) Phenol-d6(Surr)	6.409	99	6196	27.47 ng/ml	0.00
19) Nitrobenzene-d5 (Surr)	7.291	82	4834	23.90 ng/ml	0.00
40) 2-Fluorobiphenyl (Surr)	9.083	172	13242	36.61 ng/ml	0.00
67) 2,4,6-Tribromophenol (...	10.586	330	1060	45.73 ng/ml	0.00
79) Terphenyl-d14 (Surr)	13.127	244	22021	48.04 ng/ml	0.00
Target Compounds					Qvalue
2) N-Nitrosodimethylamine	4.333	74	150	N.D.	
3) Pyridine	0.000		0	N.D.	
6) Phenol	6.430	94	330	N.D.	
7) Aniline	6.430	93	510	N.D.	
8) Bis(2-chloroethyl) ether	6.484	93	142	N.D.	
9) 2-Chlorophenol	0.000		0	N.D.	
10) 1,3-Dichlorobenzene	0.000		0	N.D.	
11) 1,4-Dichlorobenzene	0.000		0	N.D.	
12) Benzyl alcohol	0.000		0	N.D.	
13) 1,2-Dichlorobenzene	0.000		0	N.D.	
14) 2-Methylphenol	0.000		0	N.D.	
15) 2,2'-Oxybis(1-Chloropr...	7.024	45	173	N.D.	
16) N-Nitrosodi-n-propylamine	7.142	70	135	N.D.	
17) 3+4-Methylphenol	7.147	107	1053	5.66 ng/ml	98
18) Hexachloroethane	7.302	117	125	N.D.	
20) Nitrobenzene	7.238	77	56	N.D.	
22) Isophorone	7.548	82	72	N.D.	
23) 2-Nitrophenol	0.000		0	N.D.	
24) 2,4-Dimethylphenol	0.000		0	N.D.	
25) Bis(2-chloroethoxy) me...	0.000		0	N.D.	
26) Benzoic acid	7.725	105	84	398.98 ng/ml#	68
27) 2,4-Dichlorophenol	0.000		0	N.D.	
28) 1,2,4-Trichlorobenzene	0.000		0	N.D.	
29) Naphthalene	8.024	128	2697	4.84 ng/ml	91
30) 4-Chloroaniline	8.024	127	334	N.D.	
31) Hexachlorobutadiene	0.000		0	N.D.	
32) 4-Chloro-3-methylphenol	8.580	107	77	27.15 ng/ml#	1
33) 2-Methylnaphthalene	8.719	142	850	N.D.	
34) 1-Methylnaphthalene	8.821	142	390	N.D.	
36) Hexachlorocyclopentadiene	0.000		0	N.D.	
37) 2,4,6-Trichlorophenol	0.000		0	N.D.	
38) 2,4,5-Trichlorophenol	0.000		0	N.D.	
39) 1,1'-Biphenyl	9.190	154	252	N.D.	
41) 2-Chloronaphthalene	0.000		0	N.D.	
42) 2-Nitroaniline	0.000		0	N.D.	

Quantitation Report (Not Reviewed)

Data Path : C:\msdchem\1\DATA\2019-06\9F05022\
Data File : E06051918.D
Acq On : 5 Jun 2019 11:48 pm
Operator : JK/ AMS /DTH
Sample : A9E0838-01@40
Misc : 40x, 8270D LL PAH
ALS Vial : 17 Sample Multiplier: 1
DataAcq Meth:SV5_AQUISITION.M

Quant Time: Jun 06 07:43:11 2019
Quant Method : C:\msdchem\1\METHODS\SV5_013019R4.M
Quant Title : EPA 8270D: Semivolatile Organics
QLast Update : Fri May 31 15:11:51 2019
Response via : Initial Calibration
InstName : SV-GCMS5

Compound	R.T.	QIon	Response	Conc Units	Dev(Min)
43) 2,6-Dimethylnaphthalene	9.356	156	300	N.D.	
44) 1,4-Dinitrobenzene	0.000		0	N.D.	
45) Dimethyl phthalate	9.490	163	50	N.D.	
46) 1,3-Dinitrobenzene	0.000		0	N.D.	
47) 2,6-Dinitrotoluene	9.532	165	72	32.78 ng/ml#	31
48) 1,2-Dinitrobenzene	0.000		0	N.D.	
49) Acenaphthylene	9.634	152	372	N.D.	
50) 3-Nitroaniline	9.778	138	150	31.04 ng/ml#	1
51) Acenaphthene	9.811	153	1925	5.99 ng/ml	90
52) 2,4-Dinitrophenol	0.000		0	N.D.	
53) 4-Nitrophenol	0.000		0	N.D.	
54) 2,4-Dinitrotoluene	9.971	165	100	62.14 ng/ml#	15
55) Dibenzofuran	9.987	168	963	N.D.	
56) 2,3,5,6-Tetrachlorophenol	0.000		0	N.D.	
57) 2,3,4,6-Tetrachlorophenol	0.000		0	N.D.	
58) Diethyl phthalate	10.201	149	275	N.D.	
59) 2,3,5-Trimethylnaphtha...	10.185	170	118	N.D.	
60) Fluorene	10.335	166	1327	3.97 ng/ml	95
61) 4-Chlorophenyl phenyl ...	0.000		0	N.D.	
62) 4-Nitroaniline	0.000		0	N.D.	
63) 4,6-Dinitro-2-methylph...	0.000		0	N.D.	
65) N-Nitrosodiphenylamine	10.442	169	401	N.D.	
66) Azobenzene (1,2-DPH)	10.506	77	127	N.D.	
68) 4-Bromophenyl phenyl e...	0.000		0	N.D.	
69) Hexachlorobenzene	0.000		0	N.D.	
70) Pentachlorophenol (PCP)	0.000		0	N.D.	
71) Phenanthrene	11.319	178	15417	28.78 ng/ml	99
72) Anthracene	11.367	178	2487	4.53 ng/ml	87
73) Carbazole	11.533	167	1635	3.18 ng/ml	86
74) Di-n-butyl phthalate	11.864	149	579	N.D.	
75) Fluoranthene	12.613	202	32822	59.07 ng/ml	97
76) Benzidine	12.838	184	77	38.92 ng/ml#	1
77) Pyrene	12.918	202	31761	56.27 ng/ml	98
80) Butyl benzyl phthalate	13.961	149	216	N.D.	
81) Bis(2-ethylhexyl) adipate	14.127	129	914	3.20 ng/ml	82
82) 3,3-Dichlorobenzidine	0.000		0	N.D.	
83) Benz(a)anthracene	15.181	228	18549	33.52 ng/ml MOS	97
84) Chrysene	15.255	228	20168	38.26 ng/ml MOS	94
85) Bis(2-ethylhexyl) phth...	15.314	149	723	N.D.	
87) Di-n-octyl phthalate	16.988	149	60	30.78 ng/ml#	1
88) Benzo(b)fluoranthene	17.791	252	24470	53.59 ng/ml MD5	99
89) Benzo(k)fluoranthene	~~17.791~~	~~252~~	~~29704~~	~~66.20 ng/ml~~	~~99~~ MI-5
90) Benzo(b+k)fluoranthene	17.791	252	35282	73.58 ng/ml	99
91) Benzo(e)pyrene	18.443	252	13201	28.48 ng/ml	97
92) Benzo(a)pyrene	18.572	252	15398	37.14 ng/ml	97
93) Perylene	18.769	252	9914	20.92 ng/ml	98
95) Indeno(1,2,3-cd)pyrene	21.112	276	13323	31.07 ng/ml#	44
96) Dibenz(a,h)anthracene	21.171	278	2308	5.88 ng/ml	85
97) Benzo(g,h,i)perylene	21.647	276	11409	27.03 ng/ml	86

(#) = qualifier out of range (m) = manual integration (+) = signals summed

Quantitation Report (Qedit)

Data Path : W:\DATA\2019-06\9F05022\
Data File : E06051918.D
Acq On : 5 Jun 2019 11:48 pm
Operator : JK/ AMS /DTH
Sample : A9E0838-01@40
Misc : 40x, 8270D LL PAH
ALS Vial : 17 Sample Multiplier: 1
DataAcq Meth:SV5_AQUISITION.M

Quant Time: Jun 06 07:43:11 2019
Quant Method : C:\msdchem\1\METHODS\SV5_013019R4.M
Quant Title : EPA 8270D: Semivolatile Organics
QLast Update : Fri May 31 15:11:51 2019
Response via : Initial Calibration
InstName : SV-GCMS5

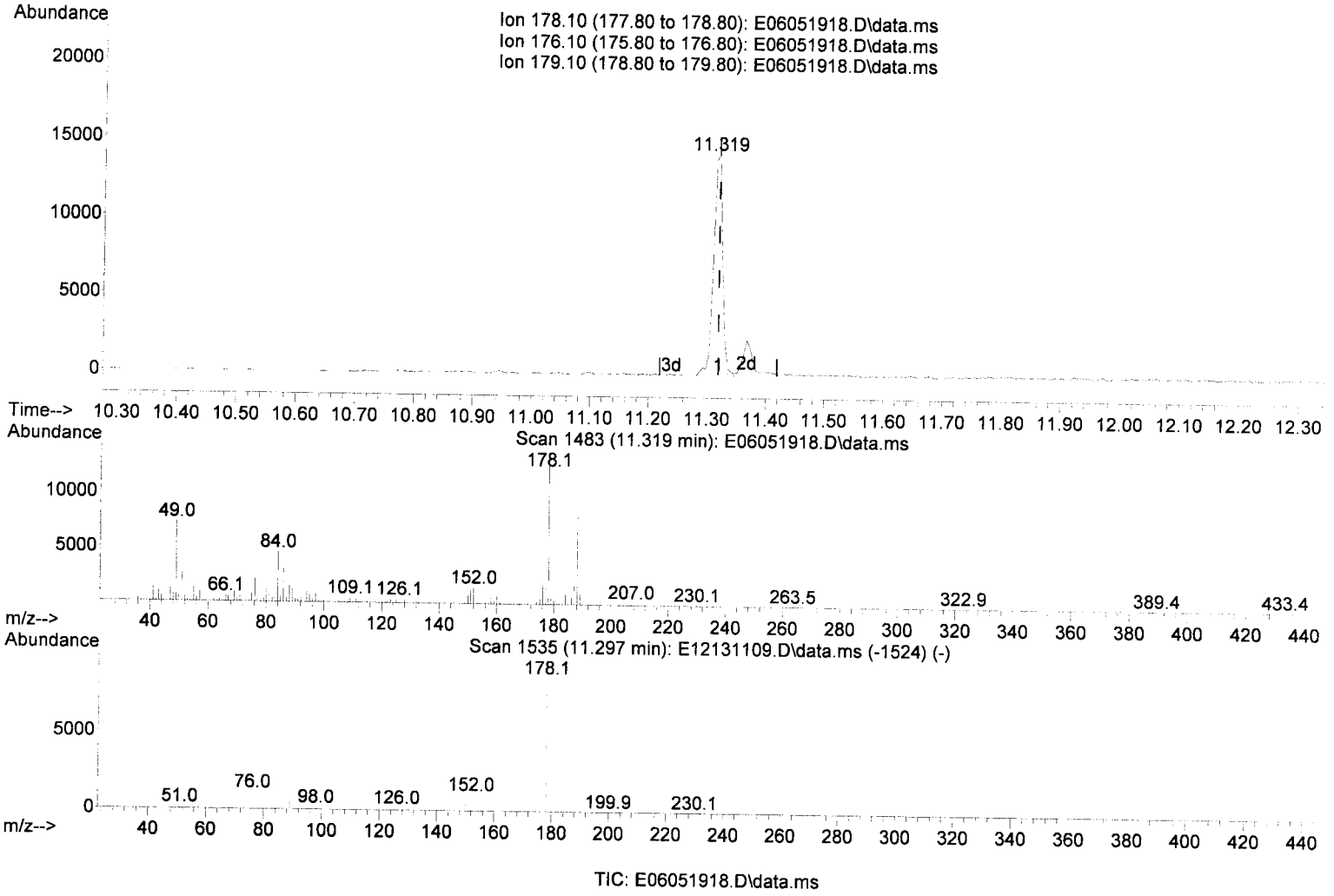

TIC: E06051918.D\data.ms

(71) Phenanthrene (T)

11.319min (-0.000) 28.78 ng/ml

response 15417

Ion	Exp%	Act%
178.10	100.00	100.00
176.10	19.10	19.53
179.10	15.00	14.98
0.00	0.00	0.00

Quantitation Report (Qedit)

Data Path : W:\DATA\2019-06\9F05022\
Data File : E06051918.D
Acq On : 5 Jun 2019 11:48 pm
Operator : JK/ AMS /DTH
Sample : A9E0838-01@40
Misc : 40x, 8270D LL PAH
ALS Vial : 17 Sample Multiplier: 1
DataAcq Meth:SV5_AQUISITION.M

Quant Time: Jun 06 07:43:11 2019
Quant Method : C:\msdchem\1\METHODS\SV5_013019R4.M
Quant Title : EPA 8270D: Semivolatile Organics
QLast Update : Fri May 31 15:11:51 2019
Response via : Initial Calibration
InstName : SV-GCMS5

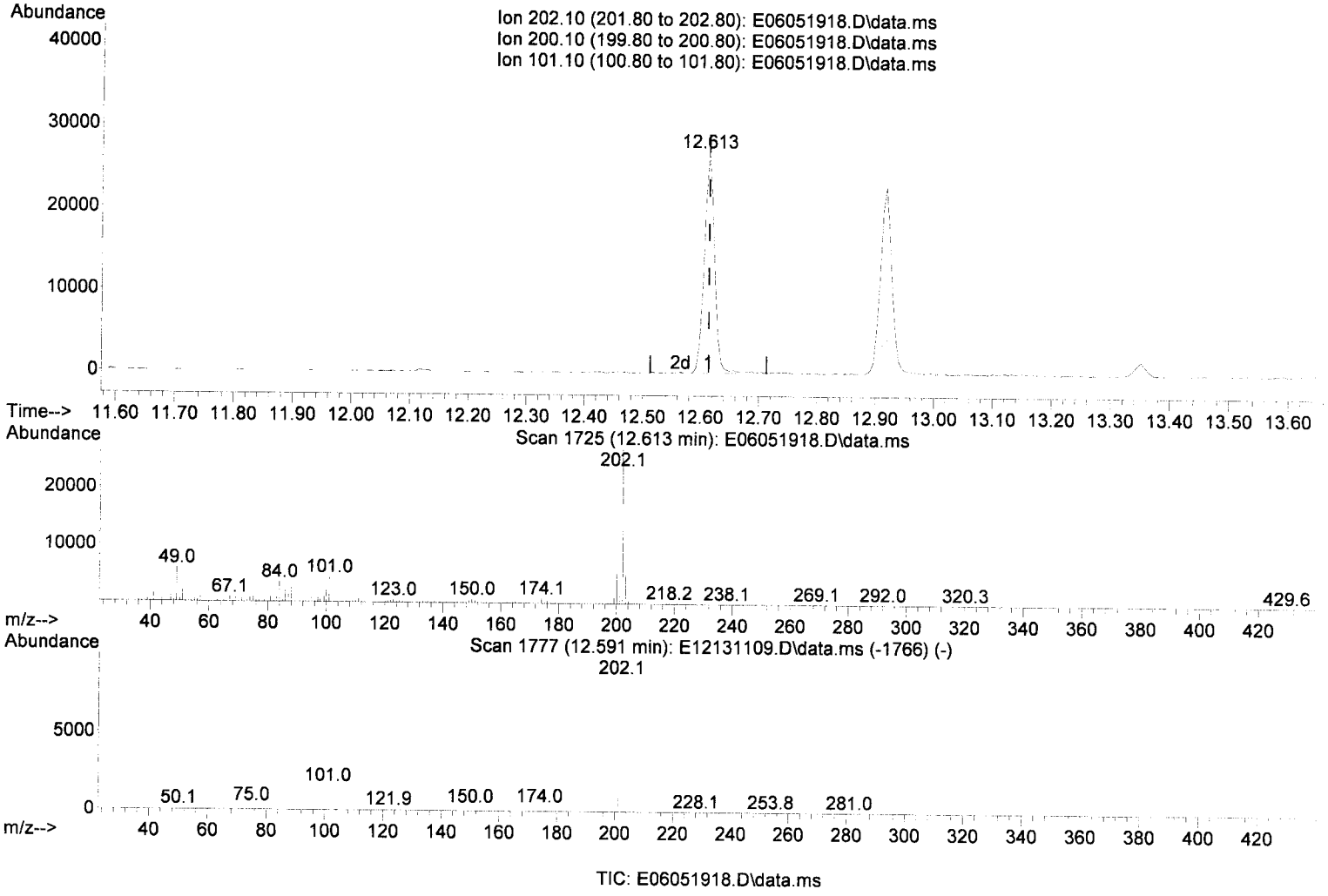

TIC: E06051918.D\data.ms

(75) Fluoranthene (T)

12.613min (-0.000) 59.07 ng/ml

response 32822

Ion	Exp%	Act%
202.10	100.00	100.00
200.10	21.00	19.38
101.10	15.70	16.30
0.00	0.00	0.00

Quantitation Report (Qedit)

Data Path : W:\DATA\2019-06\9F05022\
Data File : E06051918.D
Acq On : 5 Jun 2019 11:48 pm
Operator : JK/ AMS /DTH
Sample : A9E0838-01@40
Misc : 40x, 8270D LL PAH
ALS Vial : 17 Sample Multiplier: 1
DataAcq Meth:SV5_AQUISITION.M

Quant Time: Jun 06 07:43:11 2019
Quant Method : C:\msdchem\1\METHODS\SV5_013019R4.M
Quant Title : EPA 8270D: Semivolatile Organics
QLast Update : Fri May 31 15:11:51 2019
Response via : Initial Calibration
InstName : SV-GCMS5

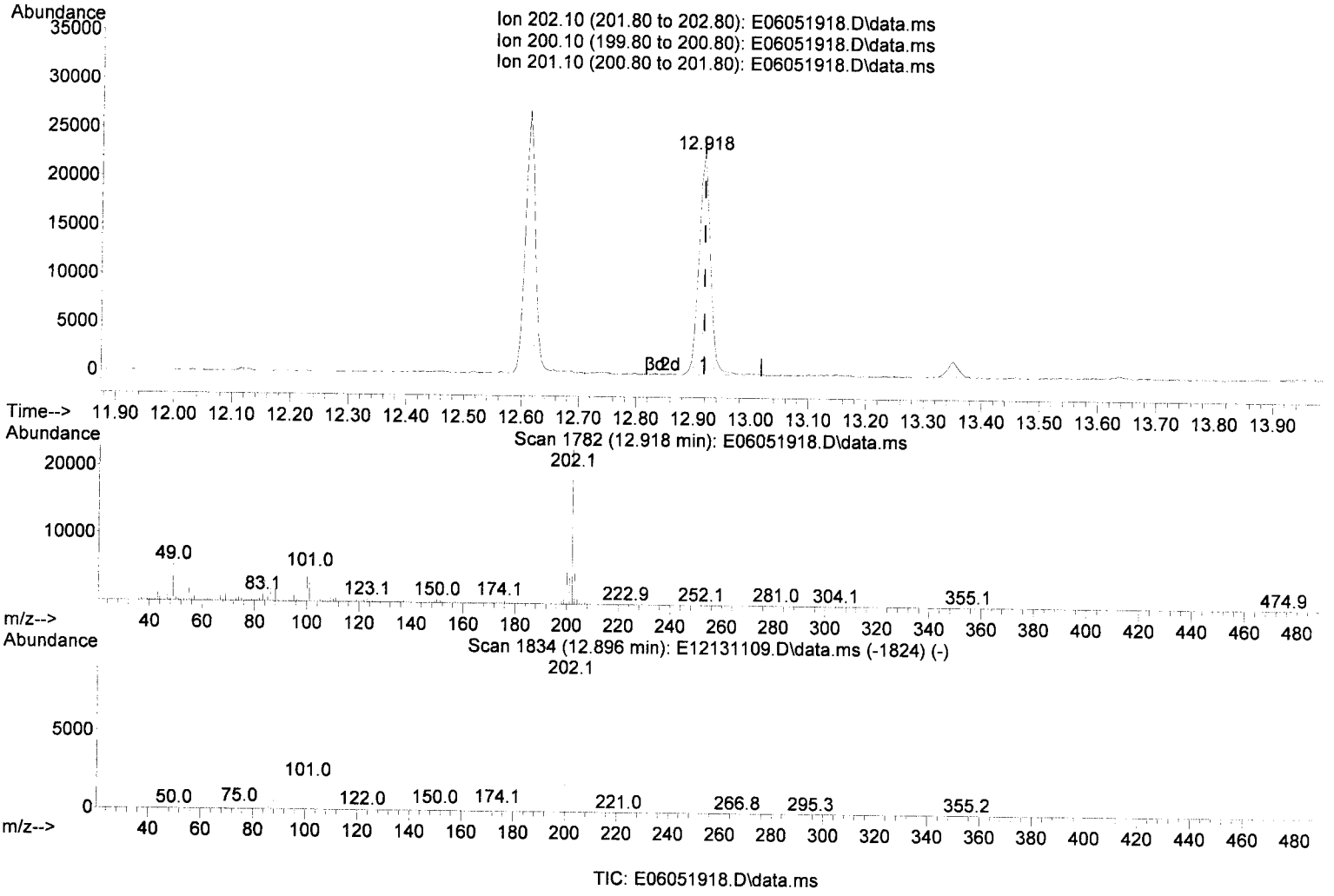

TIC: E06051918.D\data.ms

(77) Pyrene (T)

12.918min (-0.000) 56.27 ng/ml

response 31761

Ion	Exp%	Act%
202.10	100.00	100.00
200.10	21.20	20.40
201.10	17.50	16.86
0.00	0.00	0.00

Quantitation Report (Qedit)

Data Path : W:\DATA\2019-06\9F05022\
Data File : E06051918.D
Acq On : 5 Jun 2019 11:48 pm
Operator : JK/ AMS /DTH
Sample : A9E0838-01@40
Misc : 40x, 8270D LL PAH
ALS Vial : 17 Sample Multiplier: 1
DataAcq Meth:SV5_AQUISITION.M

Quant Time: Jun 06 07:43:11 2019
Quant Method : C:\msdchem\1\METHODS\SV5_013019R4.M
Quant Title : EPA 8270D: Semivolatile Organics
QLast Update : Fri May 31 15:11:51 2019
Response via : Initial Calibration
InstName : SV-GCMS5

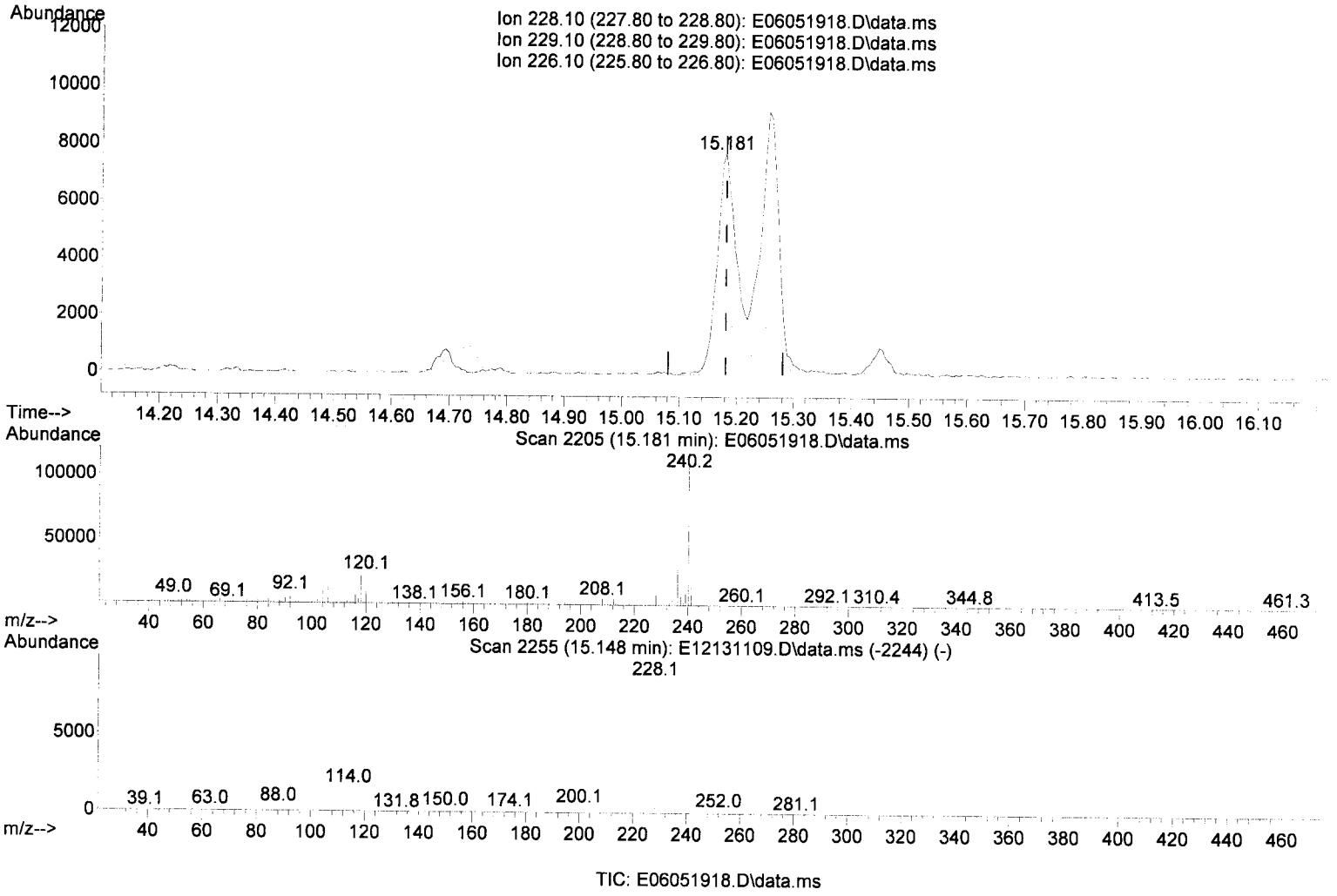

TIC: E06051918.D\data.ms

(83) Benz(a)anthracene (T)

15.181min (-0.000) 33.52 ng/ml

response 18549

Ion	Exp%	Act%
228.10	100.00	100.00
229.10	20.10	19.29
226.10	27.80	25.92
0.00	0.00	0.00

MOS

Quantitation Report (Qedit)

Data Path : W:\DATA\2019-06\9F05022\
Data File : E06051918.D
Acq On : 5 Jun 2019 11:48 pm
Operator : JK/ AMS /DTH
Sample : A9E0838-01@40
Misc : 40x, 8270D LL PAH
ALS Vial : 17 Sample Multiplier: 1
DataAcq Meth:SV5_AQUISITION.M

Quant Time: Jun 06 07:43:11 2019
Quant Method : C:\msdchem\1\METHODS\SV5_013019R4.M
Quant Title : EPA 8270D: Semivolatile Organics
QLast Update : Fri May 31 15:11:51 2019
Response via : Initial Calibration
InstName : SV-GCMS5

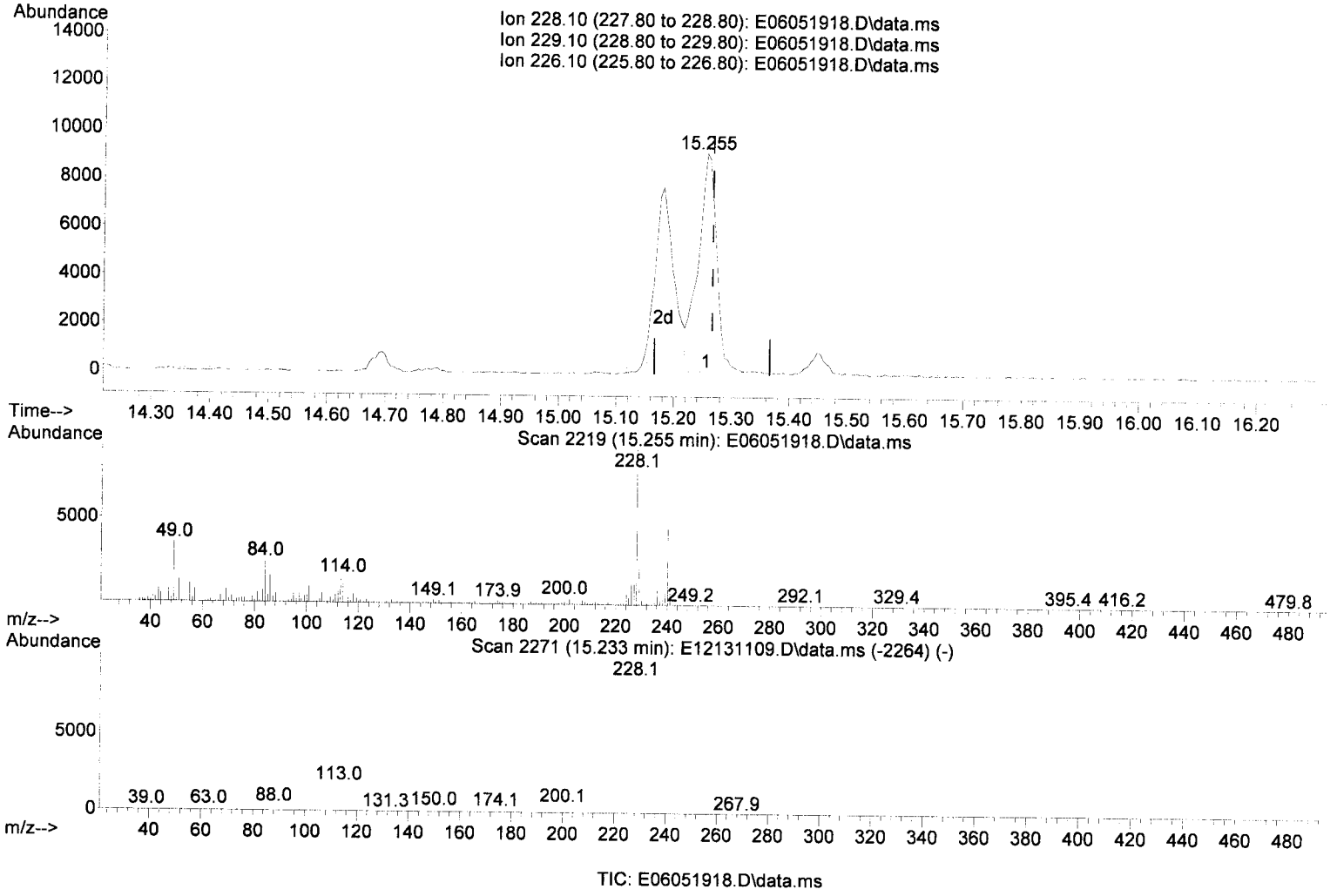

TIC: E06051918.D\data.ms

(84) Chrysene (T)

15.255min (-0.011) 38.26 ng/ml

response 20168

Ion	Exp%	Act%
228.10	100.00	100.00
229.10	20.00	23.01
226.10	29.80	26.50
0.00	0.00	0.00

MOS

Quantitation Report (Qedit)

Data Path : W:\DATA\2019-06\9F05022\
Data File : E06051918.D
Acq On : 5 Jun 2019 11:48 pm
Operator : JK/ AMS /DTH
Sample : A9E0838-01@40
Misc : 40x, 8270D LL PAH
ALS Vial : 17 Sample Multiplier: 1
DataAcq Meth:SV5_AQUISITION.M

Quant Time: Jun 06 07:43:11 2019
Quant Method : C:\msdchem\1\METHODS\SV5_013019R4.M
Quant Title : EPA 8270D: Semivolatile Organics
QLast Update : Fri May 31 15:11:51 2019
Response via : Initial Calibration
InstName : SV-GCMS5

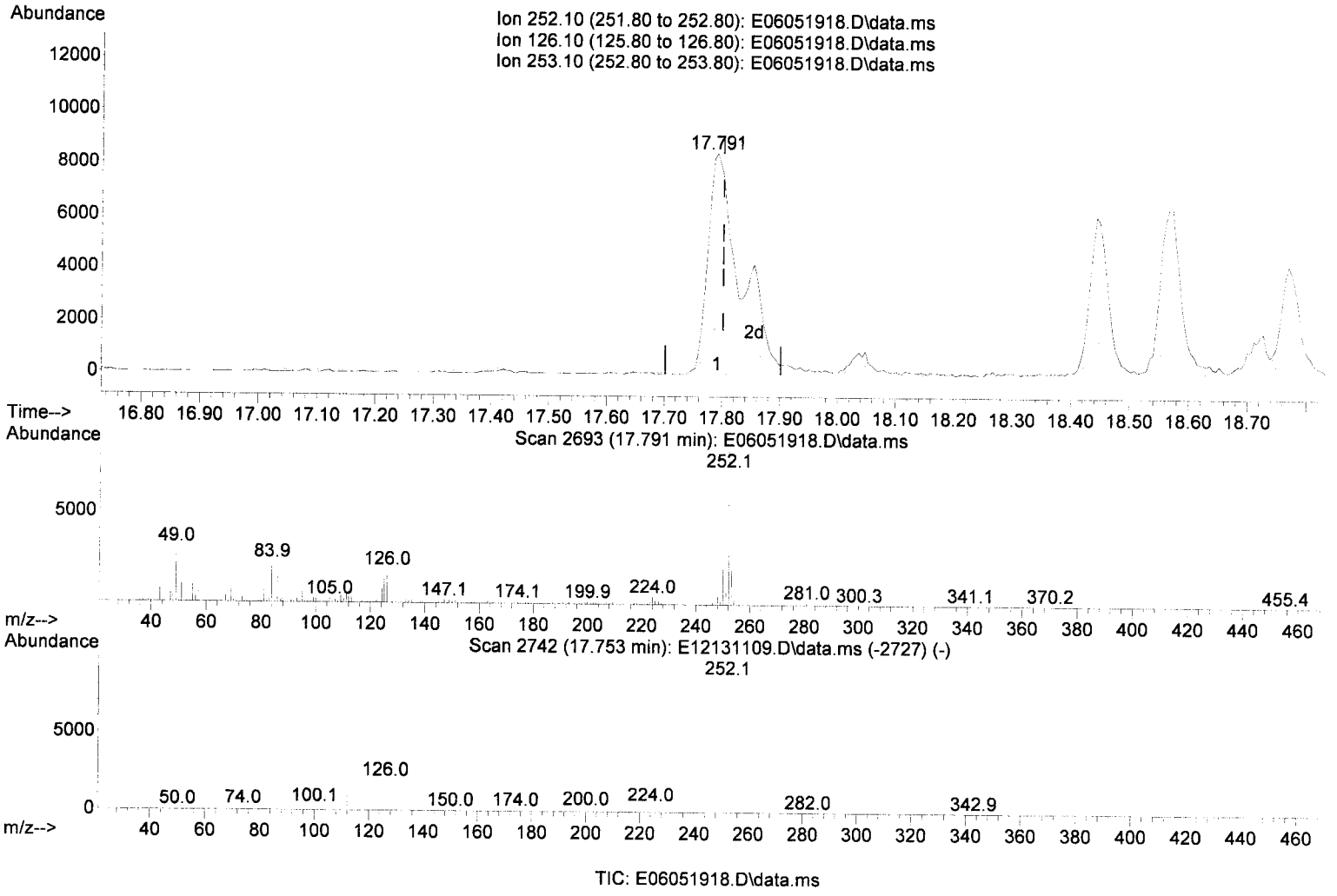

TIC: E06051918.D\data.ms

(88) Benzo(b)fluoranthene (T)

17.791min (-0.011) 53.59 ng/ml

response 24470

Ion	Exp%	Act%
252.10	100.00	100.00
126.10	21.80	22.28
253.10	22.40	22.37
0.00	0.00	0.00

MOS

Quantitation Report (Qedit)

Data Path : W:\DATA\2019-06\9F05022\
Data File : E06051918.D
Acq On : 5 Jun 2019 11:48 pm
Operator : JK/ AMS /DTH
Sample : A9E0838-01@40
Misc : 40x, 8270D LL PAH
ALS Vial : 17 Sample Multiplier: 1
DataAcq Meth:SV5_AQUISITION.M

Quant Time: Jun 06 07:43:11 2019
Quant Method : C:\msdchem\1\METHODS\SV5_013019R4.M
Quant Title : EPA 8270D: Semivolatile Organics
QLast Update : Fri May 31 15:11:51 2019
Response via : Initial Calibration
InstName : SV-GCMS5

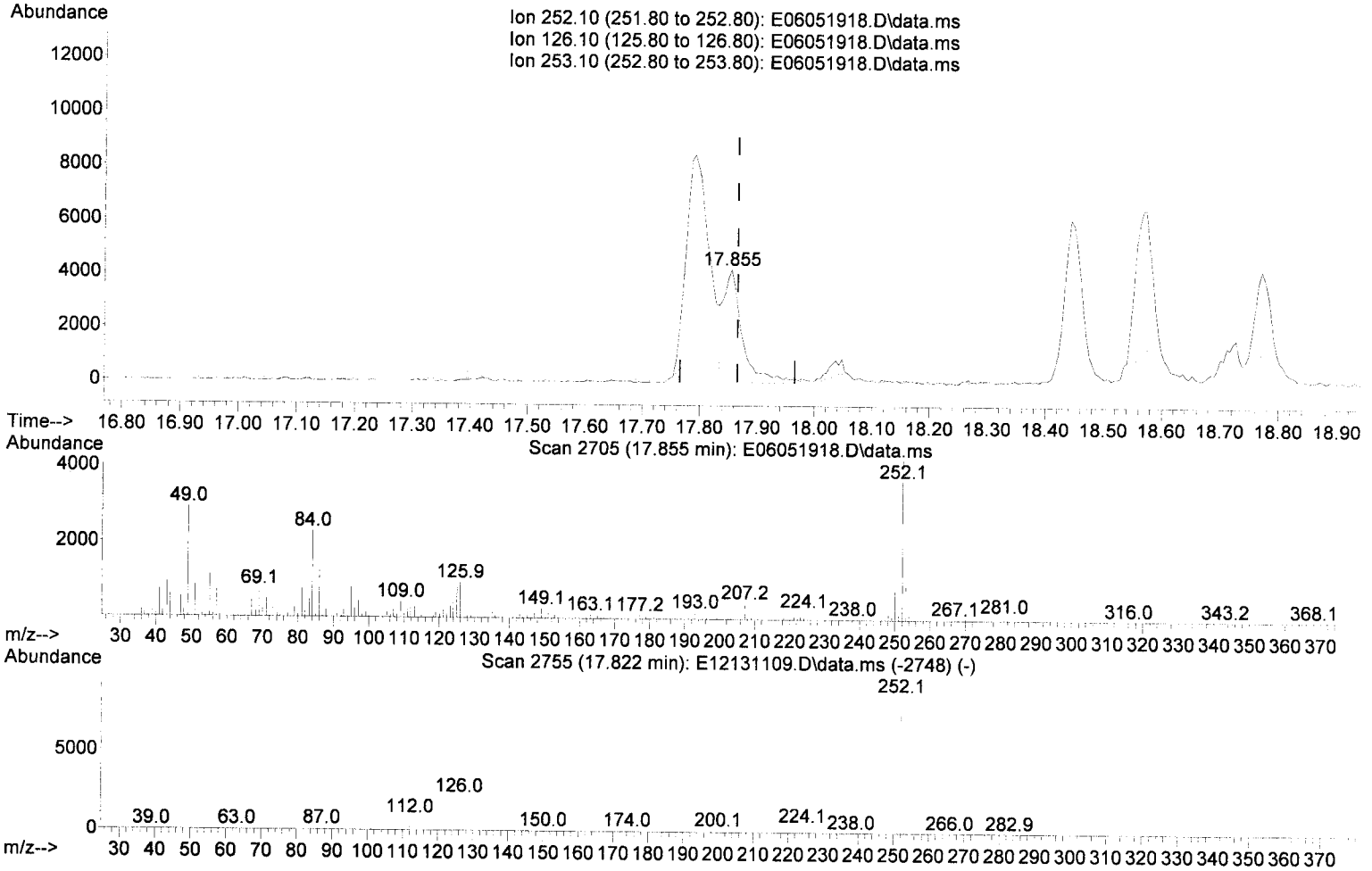

TIC: E06051918.D\data.ms

(89) Benzo(k)fluoranthene (T)

17.855min (-0.011) 21.40 ng/ml m

response 9603

Ion	Exp%	Act%
252.10	100.00	100.00
126.10	21.80	22.60
253.10	21.80	23.31
0.00	0.00	0.00

AMS 6/6/19

J

Quantitation Report (Qedit)

Data Path : W:\DATA\2019-06\9F05022\
Data File : E06051918.D
Acq On : 5 Jun 2019 11:48 pm
Operator : JK/ AMS /DTH
Sample : A9E0838-01@40
Misc : 40x, 8270D LL PAH
ALS Vial : 17 Sample Multiplier: 1
DataAcq Meth:SV5_AQUISITION.M

Quant Time: Jun 06 07:43:11 2019
Quant Method : C:\msdchem\1\METHODS\SV5_013019R4.M
Quant Title : EPA 8270D: Semivolatile Organics
QLast Update : Fri May 31 15:11:51 2019
Response via : Initial Calibration
InstName : SV-GCMS5

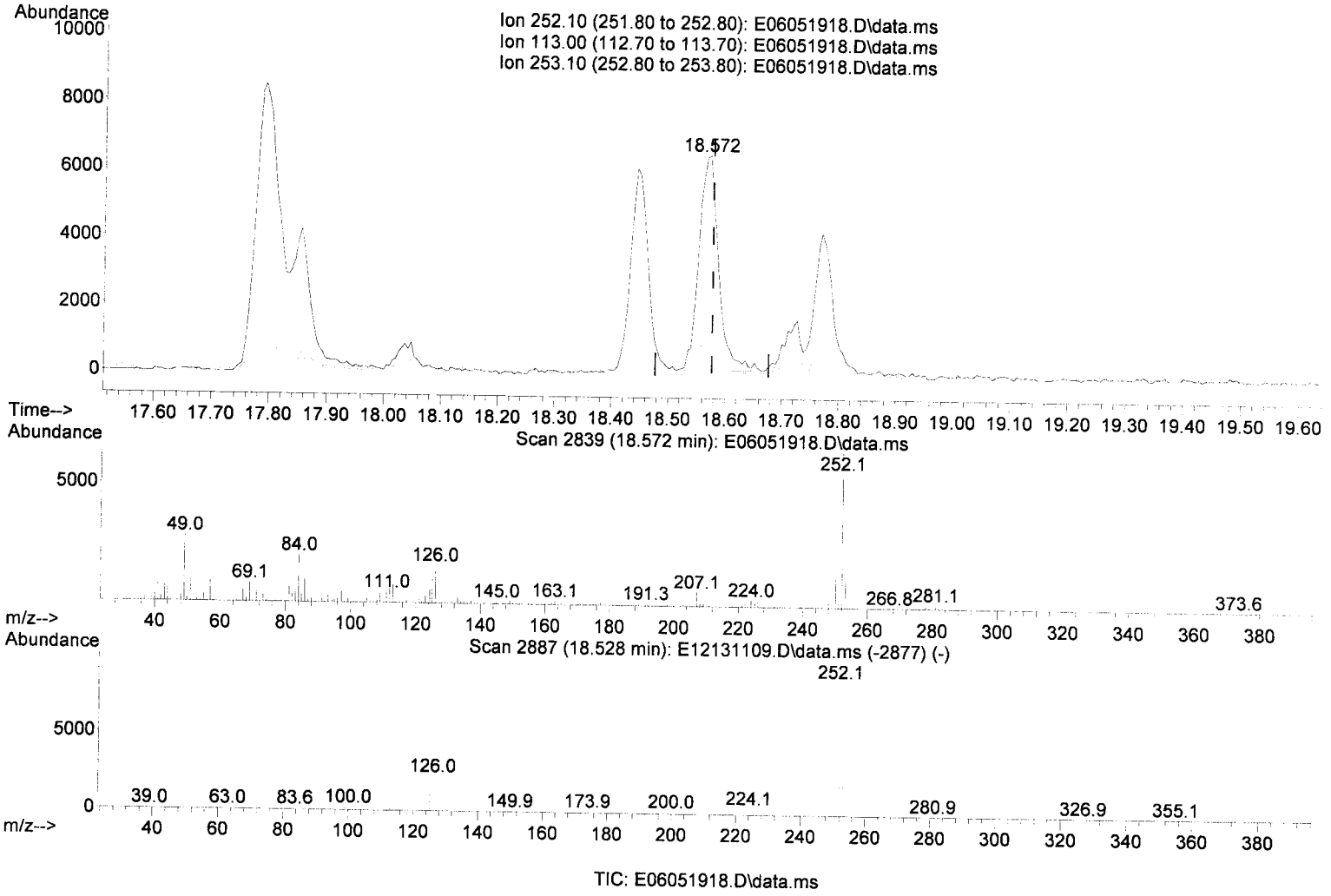

TIC: E06051918.D\data.ms

(92) Benzo(a)pyrene (T)

18.572min (-0.006) 37.14 ng/ml

response 15398

Ion	Exp%	Act%
252.10	100.00	100.00
113.00	12.70	12.22
253.10	21.70	23.38
0.00	0.00	0.00

Quantitation Report (Qedit)

Data Path : W:\DATA\2019-06\9F05022\
Data File : E06051918.D
Acq On : 5 Jun 2019 11:48 pm
Operator : JK/ AMS /DTH
Sample : A9E0838-01@40
Misc : 40x, 8270D LL PAH
ALS Vial : 17 Sample Multiplier: 1
DataAcq Meth:SV5_AQUISITION.M

Quant Time: Jun 06 07:43:11 2019
Quant Method : C:\msdchem\1\METHODS\SV5_013019R4.M
Quant Title : EPA 8270D: Semivolatile Organics
QLast Update : Fri May 31 15:11:51 2019
Response via : Initial Calibration
InstName : SV-GCMS5

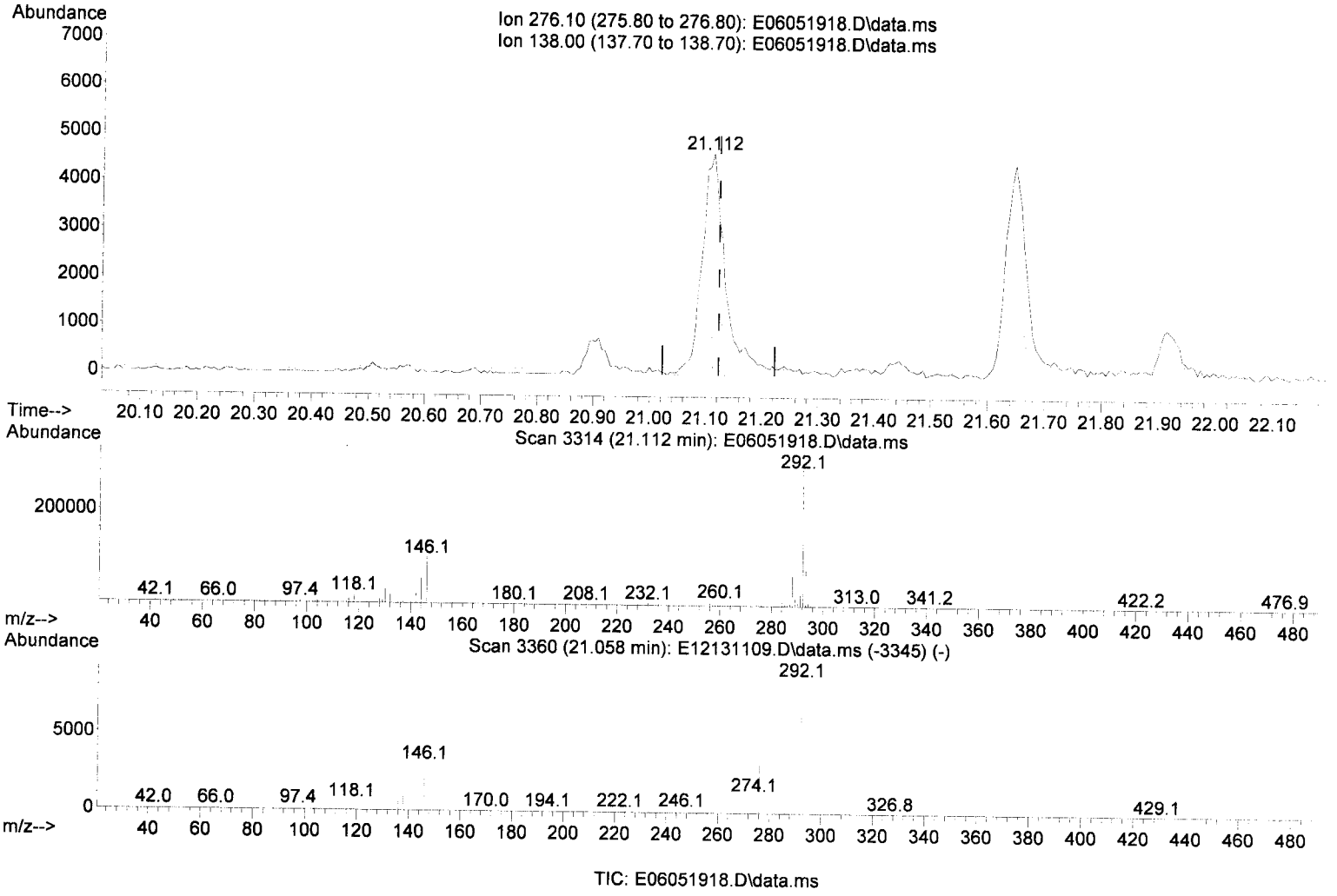

TIC: E06051918.D\data.ms

(95) Indeno(1,2,3-cd)pyrene (T)

21.112min (-0.011) 31.07 ng/ml

response 13323

Ion	Exp%	Act%
276.10	100.00	100.00
138.00	30.90	0.00#
0.00	0.00	0.00
0.00	0.00	0.00

Quantitation Report (Qedit)

Data Path : W:\DATA\2019-06\9F05022\
Data File : E06051918.D
Acq On : 5 Jun 2019 11:48 pm
Operator : JK/ AMS /DTH
Sample : A9E0838-01@40
Misc : 40x, 8270D LL PAH
ALS Vial : 17 Sample Multiplier: 1
DataAcq Meth:SV5_AQUISITION.M

Quant Time: Jun 06 07:43:11 2019
Quant Method : C:\msdchem\1\METHODS\SV5_013019R4.M
Quant Title : EPA 8270D: Semivolatile Organics
QLast Update : Fri May 31 15:11:51 2019
Response via : Initial Calibration
InstName : SV-GCMS5

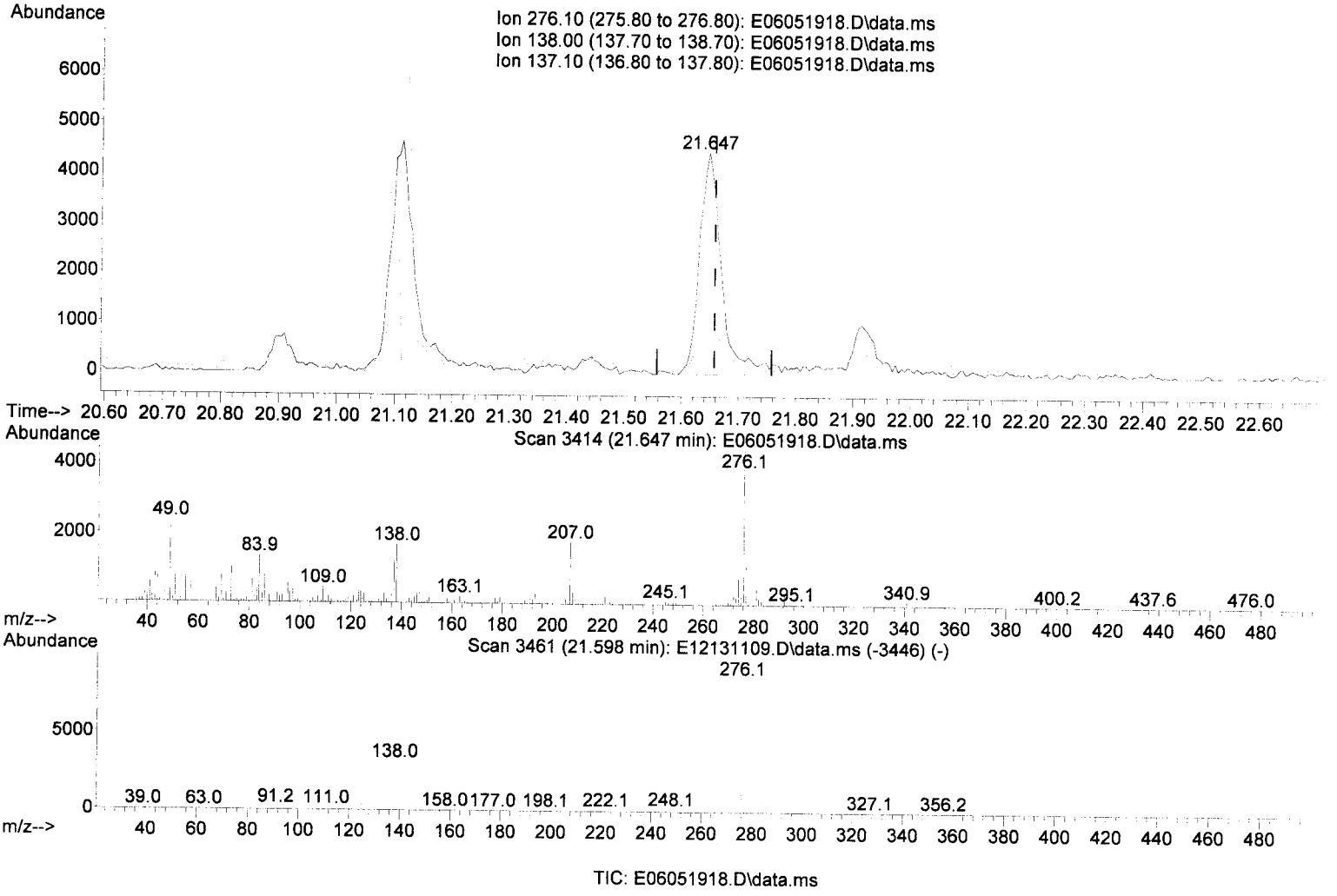

TIC: E06051918.D\data.ms

(97) Benzo(g,h,i)perylene (T)

21.647min (-0.011) 27.03 ng/ml

response 11409

Ion	Exp%	Act%
276.10	100.00	100.00
138.00	45.90	38.00
137.10	39.00	29.45
0.00	0.00	0.00

Quantitation Report (Not Reviewed)

Data Path : C:\msdchem\1\DATA\2019-06\9F05022\
Data File : E06051918.D
Acq On : 5 Jun 2019 11:48 pm
Operator : JK/ AMS /DTH
Sample : A9E0838-01@40
Misc : 40x, 8270D LL PAH
ALS Vial : 17 Sample Multiplier: 1
DataAcq Meth:SV5_AQUISITION.M

Quant Time: Jun 06 07:43:11 2019
Quant Method : C:\msdchem\1\METHODS\SV5_013019R4.M
Quant Title : EPA 8270D: Semivolatile Organics
QLast Update : Fri May 31 15:11:51 2019
Response via : Initial Calibration
InstName : SV-GCMS5

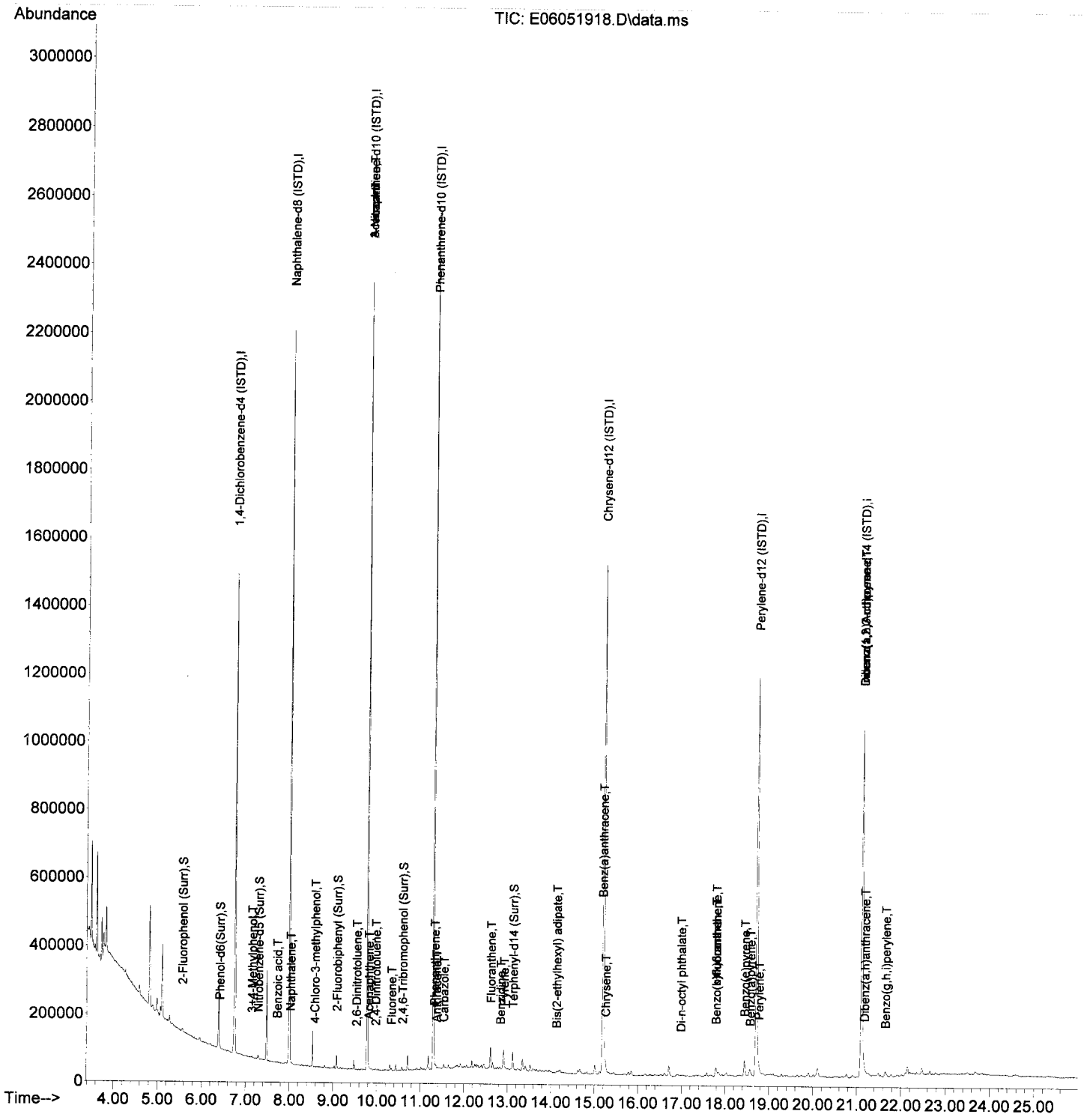

Quantitation Report (Not Reviewed)

Data Path : C:\msdchem\1\DATA\2019-06\9F05022\
Data File : E06051919.D
Acq On : 6 Jun 2019 12:25 am
Operator : JK/ AMS /DTH
Sample : A9E0838-03@40
Misc : 40x, 8270D LL PAH
ALS Vial : 18 Sample Multiplier: 1
DataAcq Meth:SV5_AQUISITION.M

AMS 6/6/19

M05

Quant Time: Jun 06 07:43:15 2019
Quant Method : C:\msdchem\1\METHODS\SV5_013019R4.M
Quant Title : EPA 8270D: Semivolatile Organics
QLast Update : Fri May 31 15:11:51 2019
Response via : Initial Calibration
InstName : SV-GCMS5

Compound	R.T.	QIon	Response	Conc Units	Dev(Min)
Internal Standards					
1) 1,4-Dichlorobenzene-d4...	6.756	152	258005	2000.00 ng/ml	0.00
21) Naphthalene-d8 (ISTD)	8.003	136	1017704	2000.00 ng/ml	0.00
35) Acenaphthene-d10 (ISTD)	9.778	162	534197	2000.00 ng/ml	0.00
64) Phenanthrene-d10 (ISTD)	11.292	188	1053908	2000.00 ng/ml	0.00
78) Chrysene-d12 (ISTD)	15.202	240	1006663	2000.00 ng/ml	-0.01
86) Perylene-d12 (ISTD)	18.721	264	887962	2000.00 ng/ml	0.00
94) Dibenz(a,h)Anthrcene-d...	21.112	292	823080	2000.00 ng/ml	0.00
System Monitoring Compounds					
4) 2-Fluorophenol (Surr)	5.564	112	4181	25.99 ng/ml	0.00
5) Phenol-d6(Surr)	6.409	99	5859	27.23 ng/ml	0.00
19) Nitrobenzene-d5 (Surr)	7.297	82	4758	24.66 ng/ml	0.00
40) 2-Fluorobiphenyl (Surr)	9.083	172	10977	27.63 ng/ml	0.00
67) 2,4,6-Tribromophenol (...	10.586	330	1177	46.61 ng/ml	0.00
79) Terphenyl-d14 (Surr)	13.127	244	16794	35.71 ng/ml	0.00
Target Compounds					Qvalue
2) N-Nitrosodimethylamine	4.328	74	117	N.D.	
3) Pyridine	4.334	79	91	N.D.	
6) Phenol	6.430	94	406	N.D.	
7) Aniline	6.430	93	1633	5.56 ng/ml#	59
8) Bis(2-chloroethyl) ether	6.494	93	1641	8.91 ng/ml#	21
9) 2-Chlorophenol	0.000		0	N.D.	
10) 1,3-Dichlorobenzene	0.000		0	N.D.	
11) 1,4-Dichlorobenzene	0.000		0	N.D.	
12) Benzyl alcohol	0.000		0	N.D.	
13) 1,2-Dichlorobenzene	0.000		0	N.D.	
14) 2-Methylphenol	0.000		0	N.D.	
15) 2,2'-Oxybis(1-Chloropr...	7.003	45	177	N.D.	
16) N-Nitrosodi-n-propylamine	7.179	70	70	N.D.	
17) 3+4-Methylphenol	7.152	107	256	N.D.	
18) Hexachloroethane	0.000		0	N.D.	
20) Nitrobenzene	7.275	77	119	N.D.	
22) Isophorone	7.532	82	56	N.D.	
23) 2-Nitrophenol	0.000		0	N.D.	
24) 2,4-Dimethylphenol	0.000		0	N.D.	
25) Bis(2-chloroethoxy) me...	0.000		0	N.D.	
26) Benzoic acid	7.783	105	94	399.21 ng/ml#	40
27) 2,4-Dichlorophenol	0.000		0	N.D.	
28) 1,2,4-Trichlorobenzene	0.000		0	N.D.	
29) Naphthalene	8.024	128	1727	3.18 ng/ml	98
30) 4-Chloroaniline	8.024	127	233	N.D.	
31) Hexachlorobutadiene	0.000		0	N.D.	
32) 4-Chloro-3-methylphenol	0.000		0	N.D.	
33) 2-Methylnaphthalene	8.719	142	539	N.D.	
34) 1-Methylnaphthalene	8.821	142	283	N.D.	
36) Hexachlorocyclopentadiene	0.000		0	N.D.	
37) 2,4,6-Trichlorophenol	0.000		0	N.D.	
38) 2,4,5-Trichlorophenol	0.000		0	N.D.	
39) 1,1'-Biphenyl	9.190	154	106	N.D.	
41) 2-Chloronaphthalene	0.000		0	N.D.	
42) 2-Nitroaniline	0.000		0	N.D.	

Quantitation Report (Not Reviewed)

Data Path : C:\msdchem\1\DATA\2019-06\9F05022\
Data File : E06051919.D
Acq On : 6 Jun 2019 12:25 am
Operator : JK/ AMS /DTH
Sample : A9E0838-03@40
Misc : 40x, 8270D LL PAH
ALS Vial : 18 Sample Multiplier: 1
DataAcq Meth:SV5_AQUISITION.M

Quant Time: Jun 06 07:43:15 2019
Quant Method : C:\msdchem\1\METHODS\SV5_013019R4.M
Quant Title : EPA 8270D: Semivolatile Organics
QLast Update : Fri May 31 15:11:51 2019
Response via : Initial Calibration
InstName : SV-GCMS5

Compound	R.T.	QIon	Response	Conc Units	Dev(Min)
43) 2,6-Dimethylnaphthalene	9.356	156	169	N.D.	
44) 1,4-Dinitrobenzene	0.000		0	N.D.	
45) Dimethyl phthalate	0.000		0	N.D.	
46) 1,3-Dinitrobenzene	0.000		0	N.D.	
47) 2,6-Dinitrotoluene	0.000		0	N.D.	
48) 1,2-Dinitrobenzene	0.000		0	N.D.	
49) Acenaphthylene	9.639	152	213	N.D.	
50) 3-Nitroaniline	9.784	138	113	30.44 ng/ml#	1
51) Acenaphthene	9.811	153	7178	20.34 ng/ml	97
52) 2,4-Dinitrophenol	0.000		0	N.D.	
53) 4-Nitrophenol	0.000		0	N.D.	
54) 2,4-Dinitrotoluene	9.939	165	138	62.42 ng/ml#	15
55) Dibenzofuran	9.992	168	1263	2.75 ng/ml#	1
56) 2,3,5,6-Tetrachlorophenol	0.000		0	N.D.	
57) 2,3,4,6-Tetrachlorophenol	0.000		0	N.D.	
58) Diethyl phthalate	10.190	149	159	N.D.	
59) 2,3,5-Trimethylnaphtha...	10.115	170	59	N.D.	
60) Fluorene	10.335	166	2690	7.32 ng/ml	87
61) 4-Chlorophenyl phenyl ...	0.000		0	N.D.	
62) 4-Nitroaniline	0.000		0	N.D.	
63) 4,6-Dinitro-2-methylph...	0.000		0	N.D.	
65) N-Nitrosodiphenylamine	10.431	169	158	N.D.	
66) Azobenzene (1,2-DPH)	10.501	77	147	N.D.	
68) 4-Bromophenyl phenyl e...	0.000		0	N.D.	
69) Hexachlorobenzene	0.000		0	N.D.	
70) Pentachlorophenol (PCP)	0.000		0	N.D.	
71) Phenanthrene	11.319	178	50389	87.11 ng/ml	98
72) Anthracene	11.367	178	10365	17.46 ng/ml	96
73) Carbazole	11.533	167	7156	12.88 ng/ml	99
74) Di-n-butyl phthalate	11.864	149	307	N.D.	
75) Fluoranthene	12.613	202	115908	193.18 ng/ml	98
76) Benzidine	0.000		0	N.D.	
77) Pyrene	12.918	202	117464	192.72 ng/ml	98
80) Butyl benzyl phthalate	13.966	149	444	N.D.	
81) Bis(2-ethylhexyl) adipate	14.127	129	818	2.79 ng/ml	91
82) 3,3-Dichlorobenzidine	0.000		0	N.D.	
83) Benz(a)anthracene	15.181	228	75696	133.31 ng/ml	97
84) Chrysene	15.255	228	81684	151.01 ng/ml	97
85) Bis(2-ethylhexyl) phth...	15.325	149	837	N.D.	
87) Di-n-octyl phthalate	17.004	149	80	30.81 ng/ml#	1
88) Benzo(b)fluoranthene	17.791	252	111432	237.53 ng/ml MOS	99
89) Benzo(k)fluoranthene	~~17.855~~	~~252~~	~~36458~~	~~79.08 ng/ml~~	~~98~~ MJ-MOS
90) Benzo(b+k)fluoranthene	17.791	252	162510	329.85 ng/ml	98
91) Benzo(e)pyrene	18.443	252	59767	125.48 ng/ml	100
92) Benzo(a)pyrene	18.566	252	82935	194.71 ng/ml	99
93) Perylene	18.775	252	26873	55.20 ng/ml	91
95) Indeno(1,2,3-cd)pyrene	21.107	276	62260	138.00 ng/ml	90
96) Dibenz(a,h)anthracene	21.171	278	11261	27.26 ng/ml	92
97) Benzo(g,h,i)perylene	21.647	276	56926	128.17 ng/ml	82

(#) = qualifier out of range (m) = manual integration (+) = signals summed

Quantitation Report (Qedit)

Data Path : W:\DATA\2019-06\9F05022\
Data File : E06051919.D
Acq On : 6 Jun 2019 12:25 am
Operator : JK/ AMS /DTH
Sample : A9E0838-03@40
Misc : 40x, 8270D LL PAH
ALS Vial : 18 Sample Multiplier: 1
DataAcq Meth:SV5_AQUISITION.M

Quant Time: Jun 06 07:43:15 2019
Quant Method : C:\msdchem\1\METHODS\SV5_013019R4.M
Quant Title : EPA 8270D: Semivolatile Organics
QLast Update : Fri May 31 15:11:51 2019
Response via : Initial Calibration
InstName : SV-GCMS5

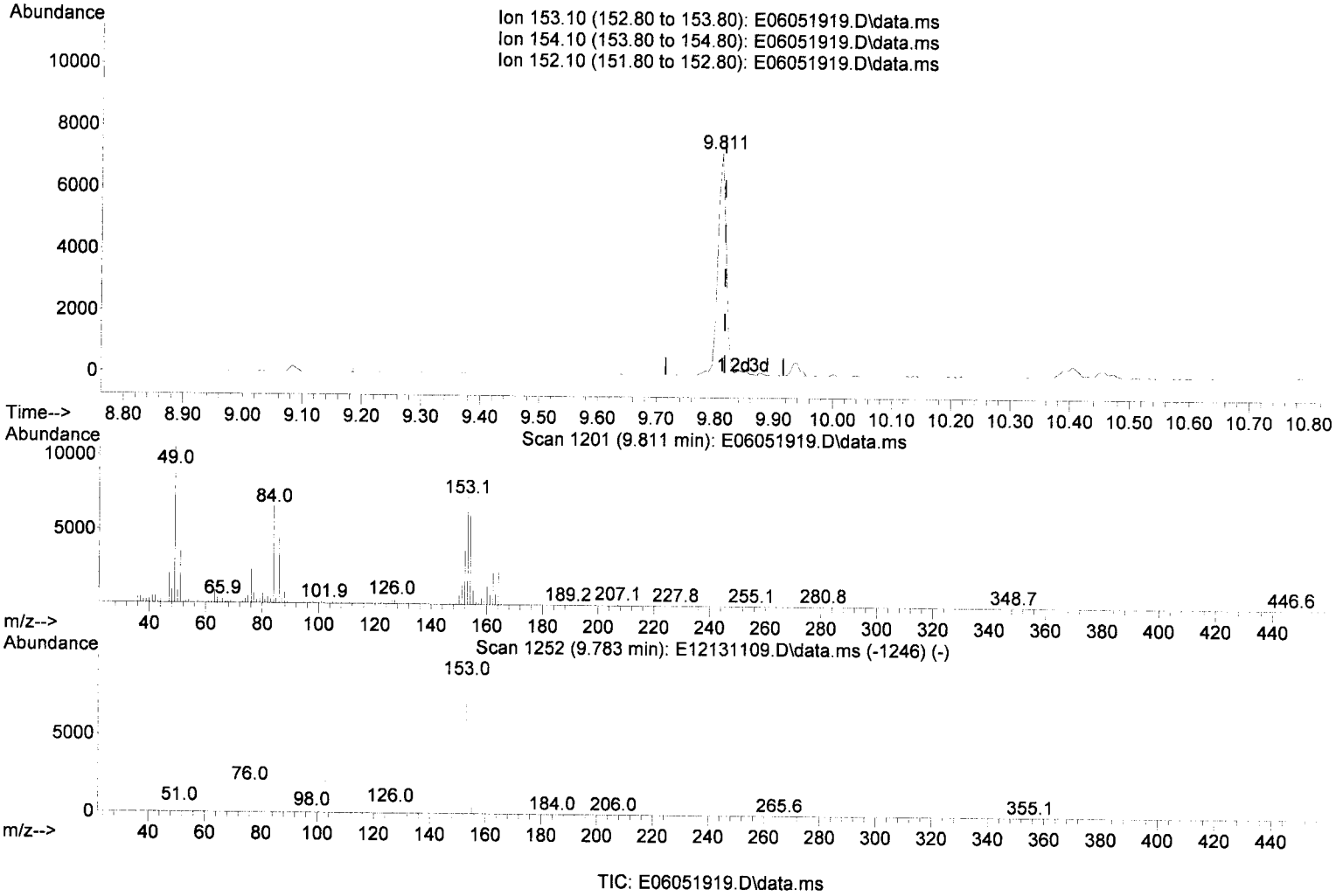

TIC: E06051919.D\data.ms

(51) Acenaphthene (T)

9.811min (-0.005) 20.34 ng/ml

response 7178

Ion	Exp%	Act%
153.10	100.00	100.00
154.10	92.00	89.71
152.10	47.10	50.02
0.00	0.00	0.00

Quantitation Report (Qedit)

Data Path : W:\DATA\2019-06\9F05022\
Data File : E06051919.D
Acq On : 6 Jun 2019 12:25 am
Operator : JK/ AMS /DTH
Sample : A9E0838-03@40
Misc : 40x, 8270D LL PAH
ALS Vial : 18 Sample Multiplier: 1
DataAcq Meth:SV5_AQUISITION.M

Quant Time: Jun 06 07:43:15 2019
Quant Method : C:\msdchem\1\METHODS\SV5_013019R4.M
Quant Title : EPA 8270D: Semivolatile Organics
QLast Update : Fri May 31 15:11:51 2019
Response via : Initial Calibration
InstName : SV-GCMS5

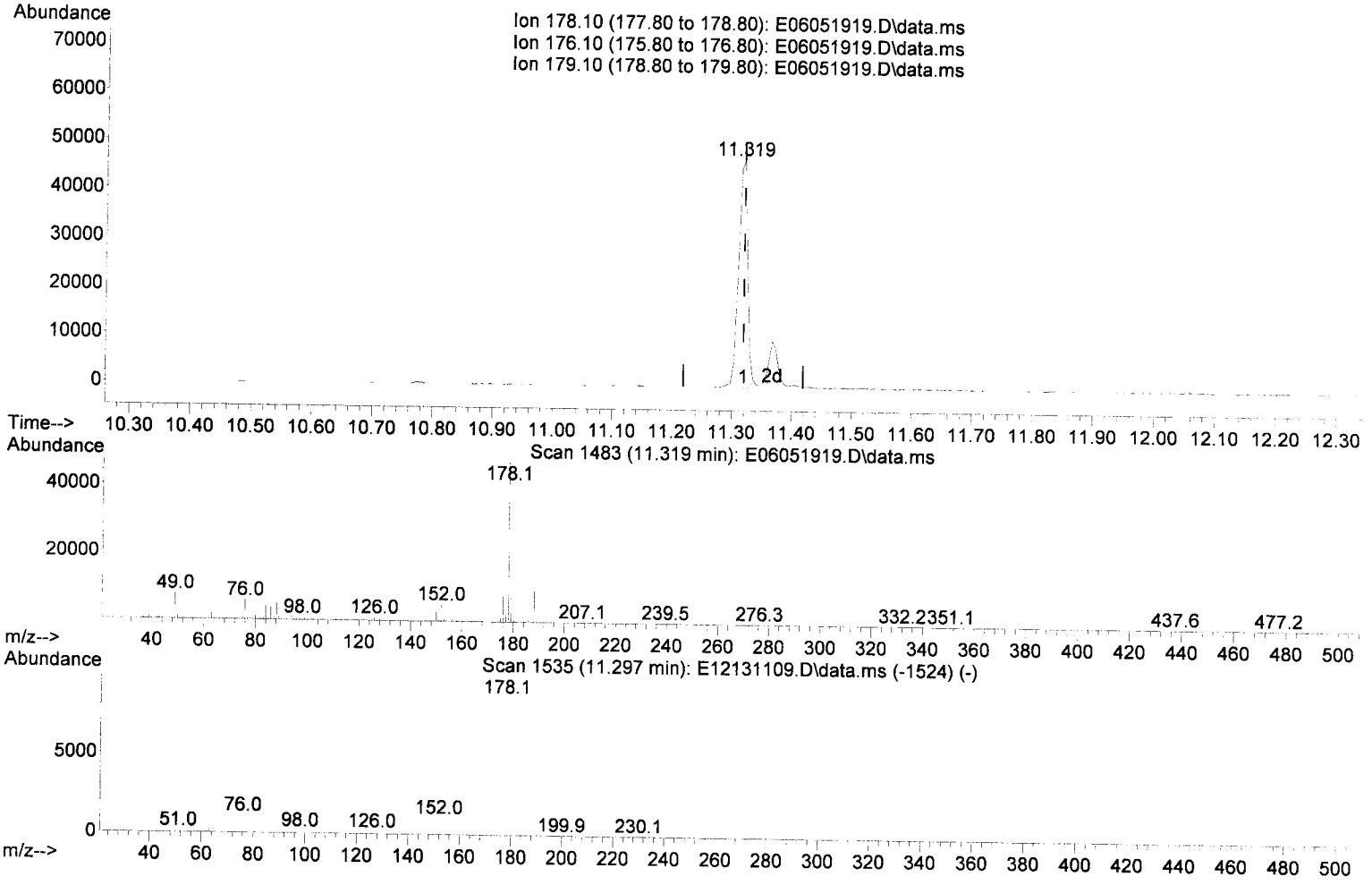

TIC: E06051919.D\data.ms

(71) Phenanthrene (T)

11.319min (-0.000) 87.11 ng/ml

response 50389

Ion	Exp%	Act%
178.10	100.00	100.00
176.10	19.10	17.69
179.10	15.00	15.32
0.00	0.00	0.00

Quantitation Report (Qedit)

Data Path : W:\DATA\2019-06\9F05022\
Data File : E06051919.D
Acq On : 6 Jun 2019 12:25 am
Operator : JK/ AMS /DTH
Sample : A9E0838-03@40
Misc : 40x, 8270D LL PAH
ALS Vial : 18 Sample Multiplier: 1
DataAcq Meth:SV5_AQUISITION.M

Quant Time: Jun 06 07:43:15 2019
Quant Method : C:\msdchem\1\METHODS\SV5_013019R4.M
Quant Title : EPA 8270D: Semivolatile Organics
QLast Update : Fri May 31 15:11:51 2019
Response via : Initial Calibration
InstName : SV-GCMS5

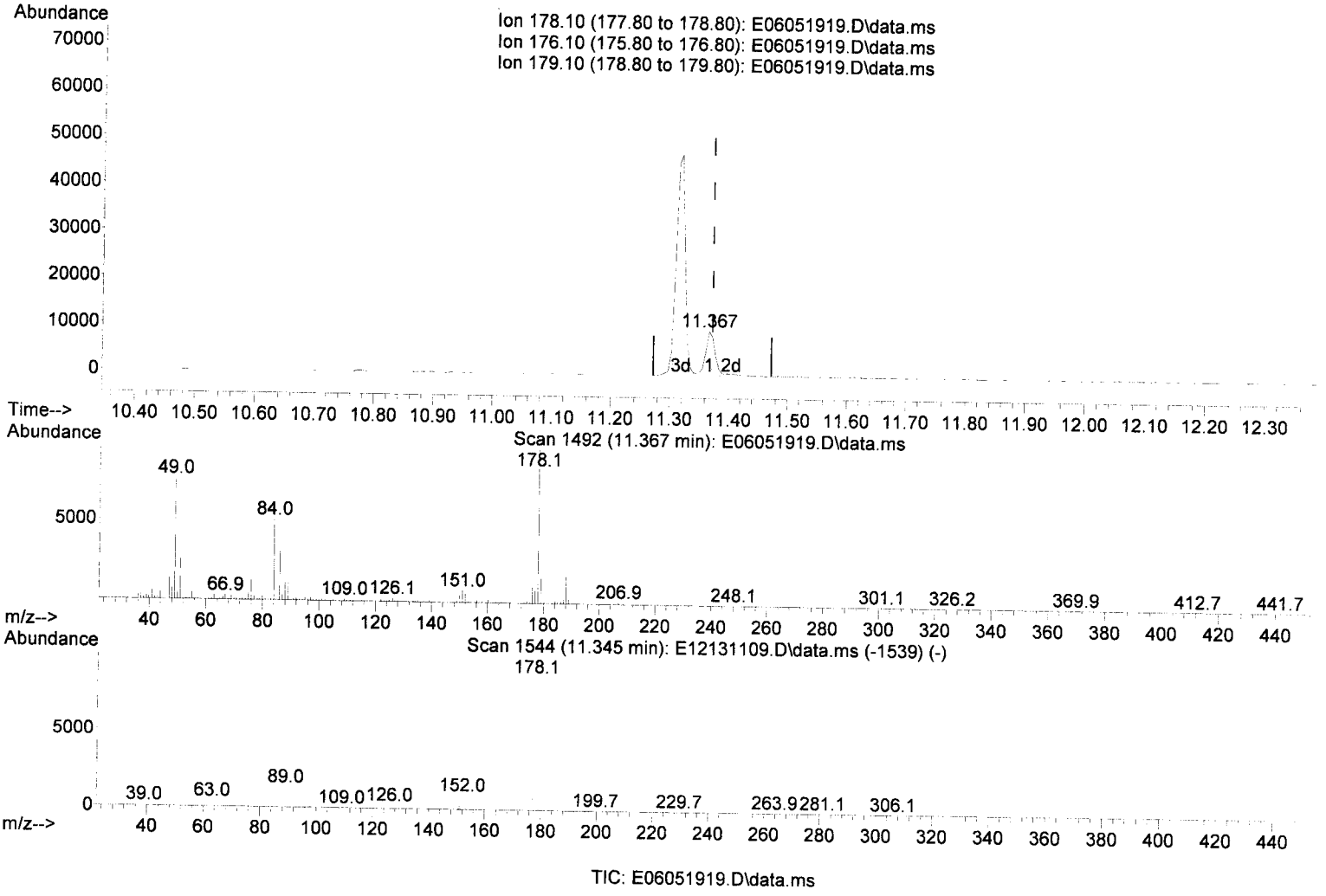

TIC: E06051919.D\data.ms

(72) Anthracene (T)

11.367min (-0.005) 17.46 ng/ml

response 10365

Ion	Exp%	Act%
178.10	100.00	100.00
176.10	19.10	16.87
179.10	15.50	16.37
0.00	0.00	0.00

Quantitation Report (Qedit)

Data Path : W:\DATA\2019-06\9F05022\
Data File : E06051919.D
Acq On : 6 Jun 2019 12:25 am
Operator : JK/ AMS /DTH
Sample : A9E0838-03@40
Misc : 40x, 8270D LL PAH
ALS Vial : 18 Sample Multiplier: 1
DataAcq Meth:SV5_AQUISITION.M

Quant Time: Jun 06 07:43:15 2019
Quant Method : C:\msdchem\1\METHODS\SV5_013019R4.M
Quant Title : EPA 8270D: Semivolatile Organics
QLast Update : Fri May 31 15:11:51 2019
Response via : Initial Calibration
InstName : SV-GCMS5

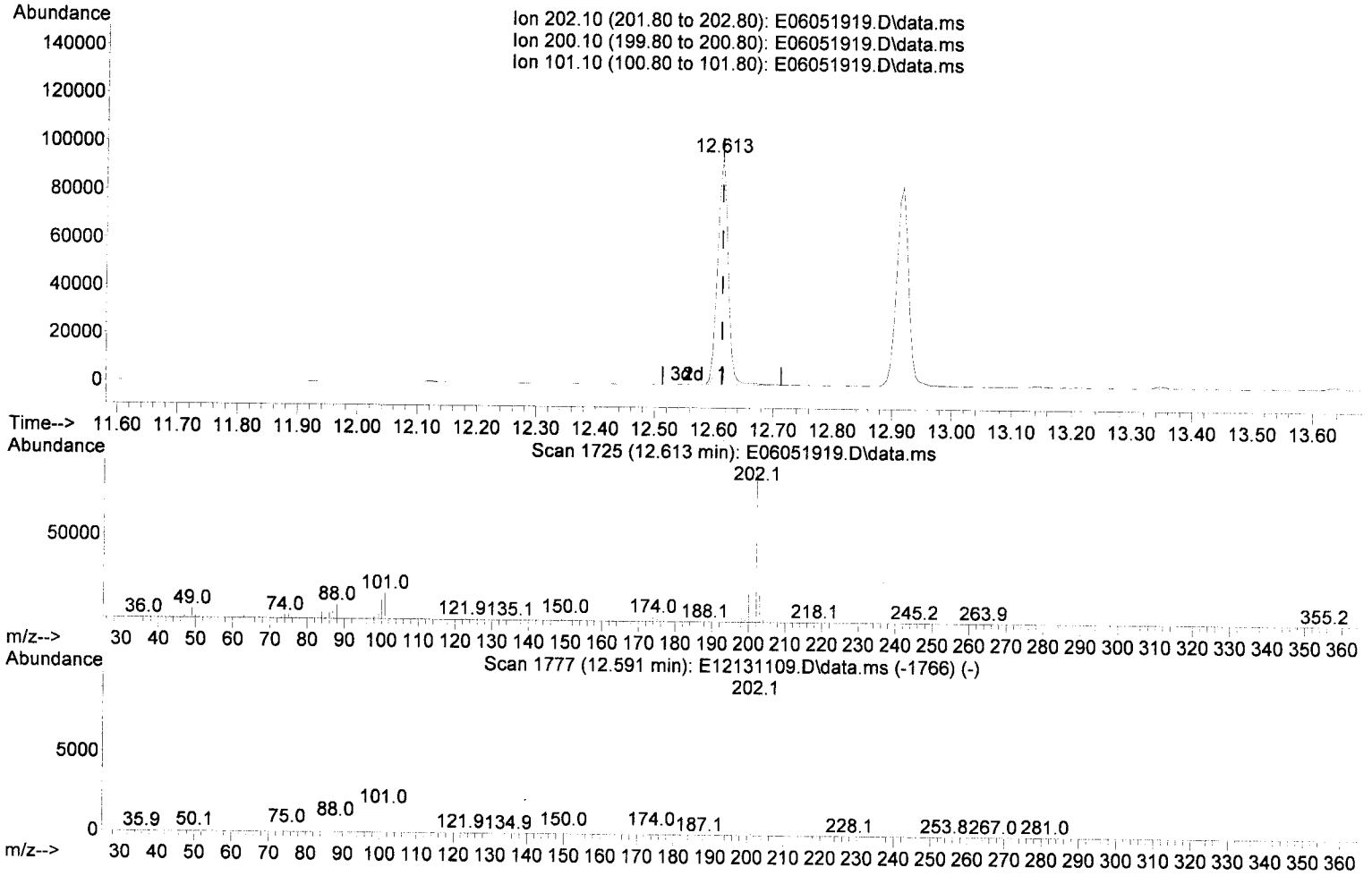

TIC: E06051919.D\data.ms

(75) Fluoranthene (T)

12.613min (-0.000) 193.18 ng/ml

response 115908

Ion	Exp%	Act%
202.10	100.00	100.00
200.10	21.00	19.90
101.10	15.70	16.53
0.00	0.00	0.00

Quantitation Report (Qedit)

Data Path : W:\DATA\2019-06\9F05022\
Data File : E06051919.D
Acq On : 6 Jun 2019 12:25 am
Operator : JK/ AMS /DTH
Sample : A9E0838-03@40
Misc : 40x, 8270D LL PAH
ALS Vial : 18 Sample Multiplier: 1
DataAcq Meth:SV5_AQUISITION.M

Quant Time: Jun 06 07:43:15 2019
Quant Method : C:\msdchem\1\METHODS\SV5_013019R4.M
Quant Title : EPA 8270D: Semivolatile Organics
QLast Update : Fri May 31 15:11:51 2019
Response via : Initial Calibration
InstName : SV-GCMS5

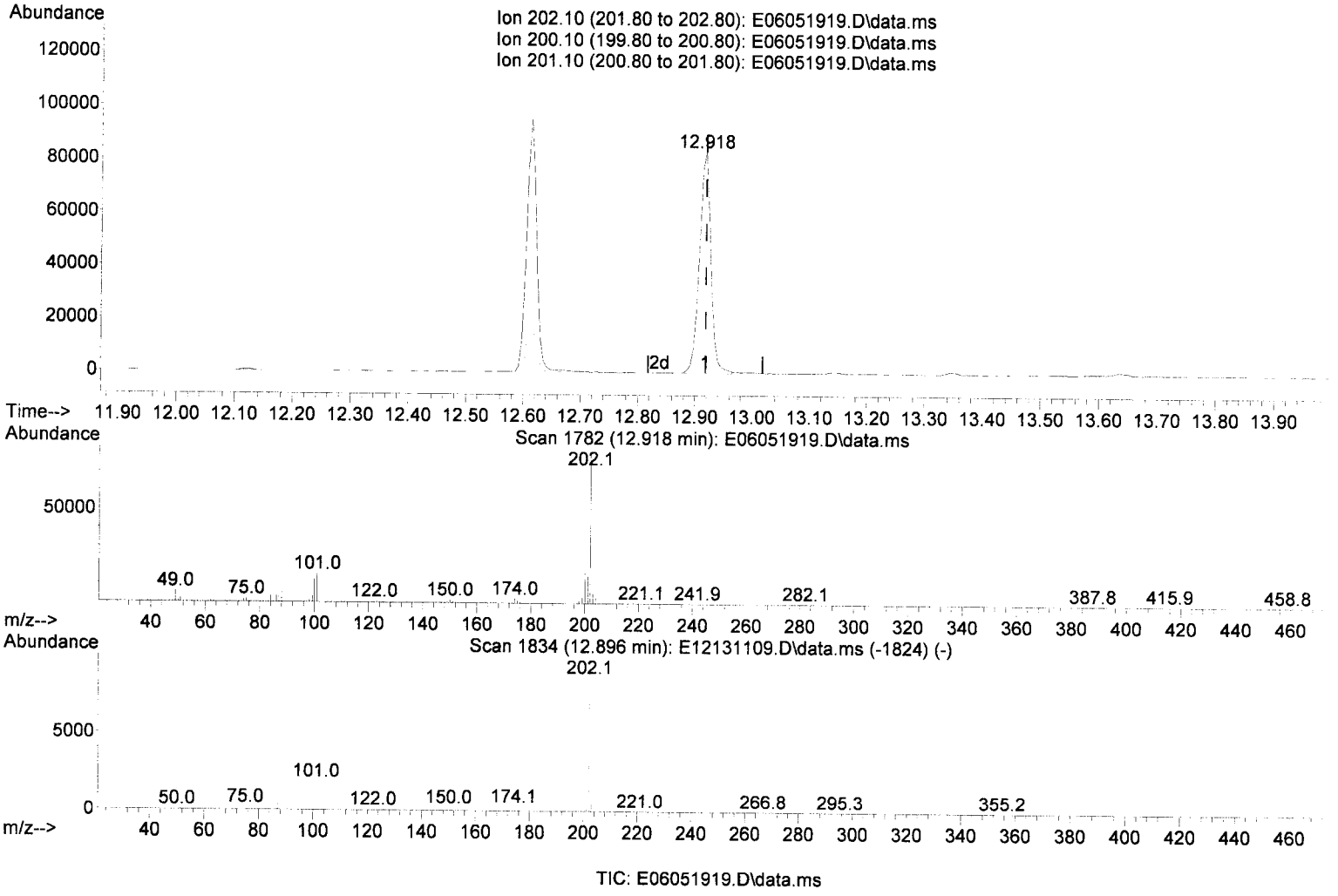

TIC: E06051919.D\data.ms

(77) Pyrene (T)

12.918min (-0.000) 192.72 ng/ml

response 117464

Ion	Exp%	Act%
202.10	100.00	100.00
200.10	21.20	19.65
201.10	17.50	17.43
0.00	0.00	0.00

Quantitation Report (Qedit)

Data Path : W:\DATA\2019-06\9F05022\
Data File : E06051919.D
Acq On : 6 Jun 2019 12:25 am
Operator : JK/ AMS /DTH
Sample : A9E0838-03@40
Misc : 40x, 8270D LL PAH
ALS Vial : 18 Sample Multiplier: 1
DataAcq Meth:SV5_AQUISITION.M

Quant Time: Jun 06 07:43:15 2019
Quant Method : C:\msdchem\1\METHODS\SV5_013019R4.M
Quant Title : EPA 8270D: Semivolatile Organics
QLast Update : Fri May 31 15:11:51 2019
Response via : Initial Calibration
InstName : SV-GCMS5

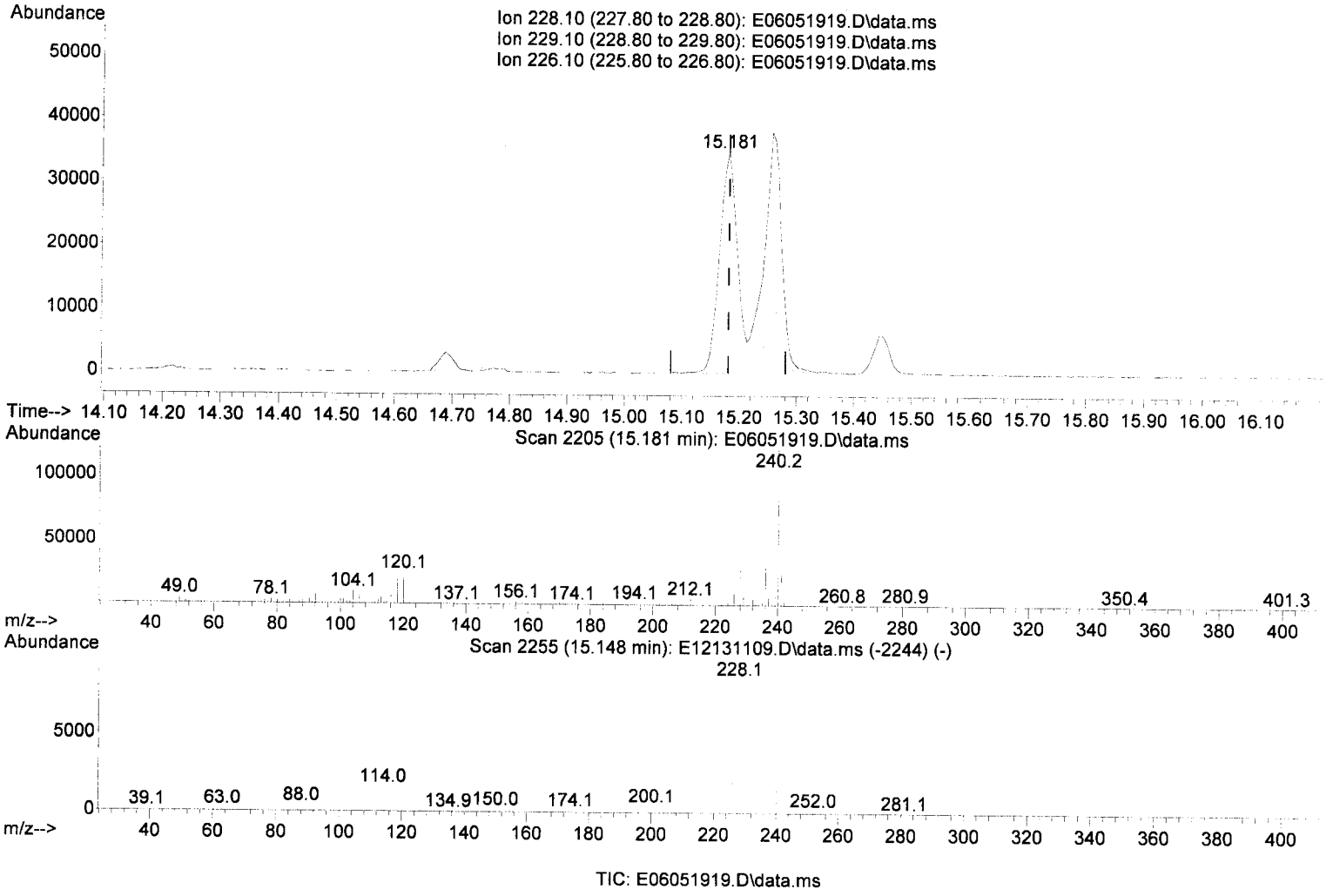

TIC: E06051919.D\data.ms

(83) Benz(a)anthracene (T)

15.181min (-0.000) 133.31 ng/ml

response 75696

Ion	Exp%	Act%
228.10	100.00	100.00
229.10	20.10	18.74
226.10	27.80	25.81
0.00	0.00	0.00

Quantitation Report (Qedit)

Data Path : W:\DATA\2019-06\9F05022\
Data File : E06051919.D
Acq On : 6 Jun 2019 12:25 am
Operator : JK/ AMS /DTH
Sample : A9E0838-03@40
Misc : 40x, 8270D LL PAH
ALS Vial : 18 Sample Multiplier: 1
DataAcq Meth:SV5_AQUISITION.M

Quant Time: Jun 06 07:43:15 2019
Quant Method : C:\msdchem\1\METHODS\SV5_013019R4.M
Quant Title : EPA 8270D: Semivolatile Organics
QLast Update : Fri May 31 15:11:51 2019
Response via : Initial Calibration
InstName : SV-GCMS5

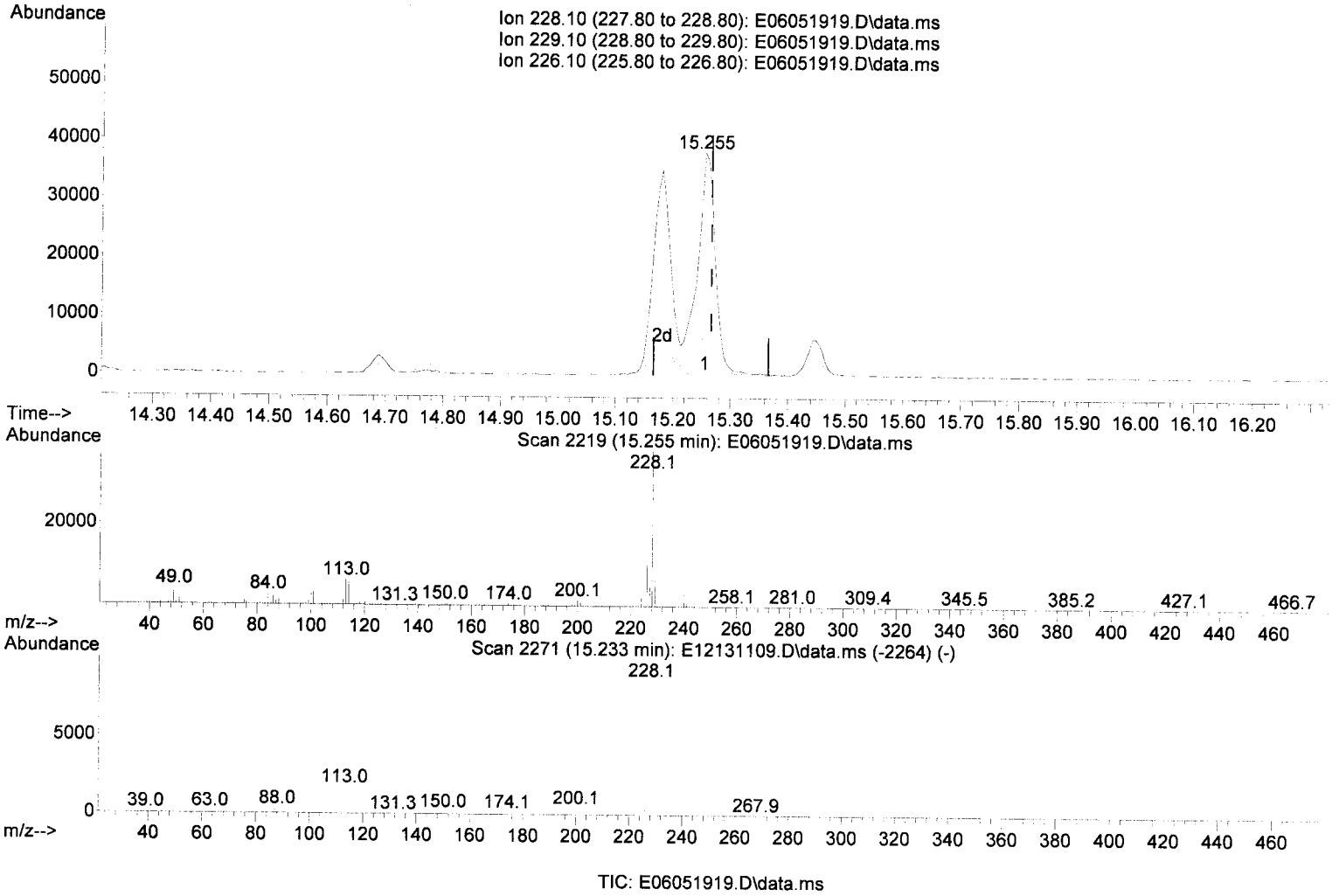

TIC: E06051919.D\data.ms

(84) Chrysene (T)

15.255min (-0.011) 151.01 ng/ml

response 81684

Ion	Exp%	Act%
228.10	100.00	100.00
229.10	20.00	21.08
226.10	29.80	27.92
0.00	0.00	0.00

Quantitation Report (Qedit)

Data Path : W:\DATA\2019-06\9F05022\
Data File : E06051919.D
Acq On : 6 Jun 2019 12:25 am
Operator : JK/ AMS /DTH
Sample : A9E0838-03@40
Misc : 40x, 8270D LL PAH
ALS Vial : 18 Sample Multiplier: 1
DataAcq Meth:SV5_AQUISITION.M

Quant Time: Jun 06 07:43:15 2019
Quant Method : C:\msdchem\1\METHODS\SV5_013019R4.M
Quant Title : EPA 8270D: Semivolatile Organics
QLast Update : Fri May 31 15:11:51 2019
Response via : Initial Calibration
InstName : SV-GCMS5

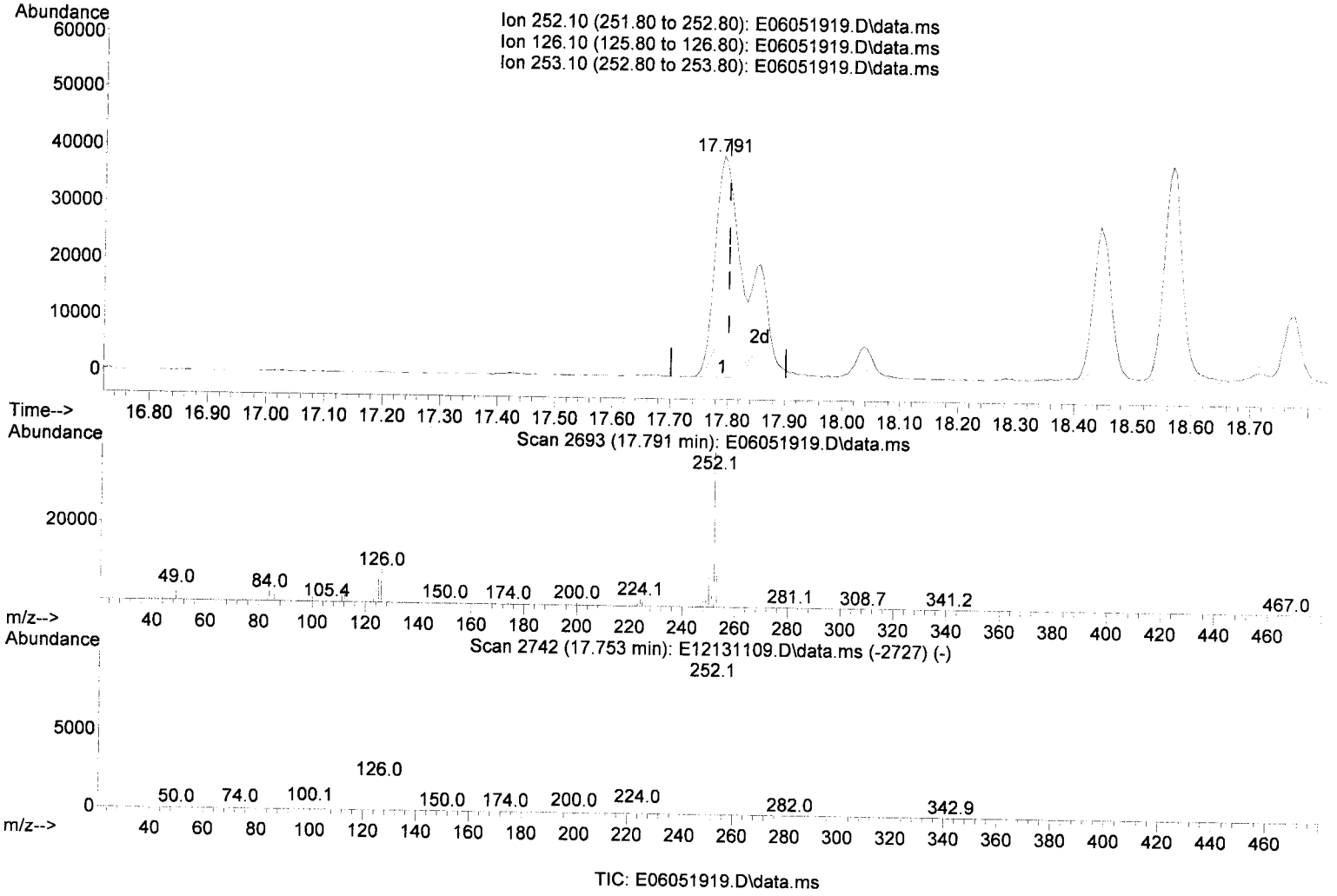

TIC: E06051919.D\data.ms

(88) Benzo(b)fluoranthene (T)

17.791min (-0.011) 237.53 ng/ml

response 111432

Ion	Exp%	Act%
252.10	100.00	100.00
126.10	21.80	21.19
253.10	22.40	22.65
0.00	0.00	0.00

M05

Quantitation Report (Qedit)

Data Path : W:\DATA\2019-06\9F05022\
Data File : E06051919.D
Acq On : 6 Jun 2019 12:25 am
Operator : JK/ AMS /DTH
Sample : A9E0838-03@40
Misc : 40x, 8270D LL PAH
ALS Vial : 18 Sample Multiplier: 1
DataAcq Meth:SV5_AQUISITION.M

Quant Time: Jun 06 07:43:15 2019
Quant Method : C:\msdchem\1\METHODS\SV5_013019R4.M
Quant Title : EPA 8270D: Semivolatile Organics
QLast Update : Fri May 31 15:11:51 2019
Response via : Initial Calibration
InstName : SV-GCMS5

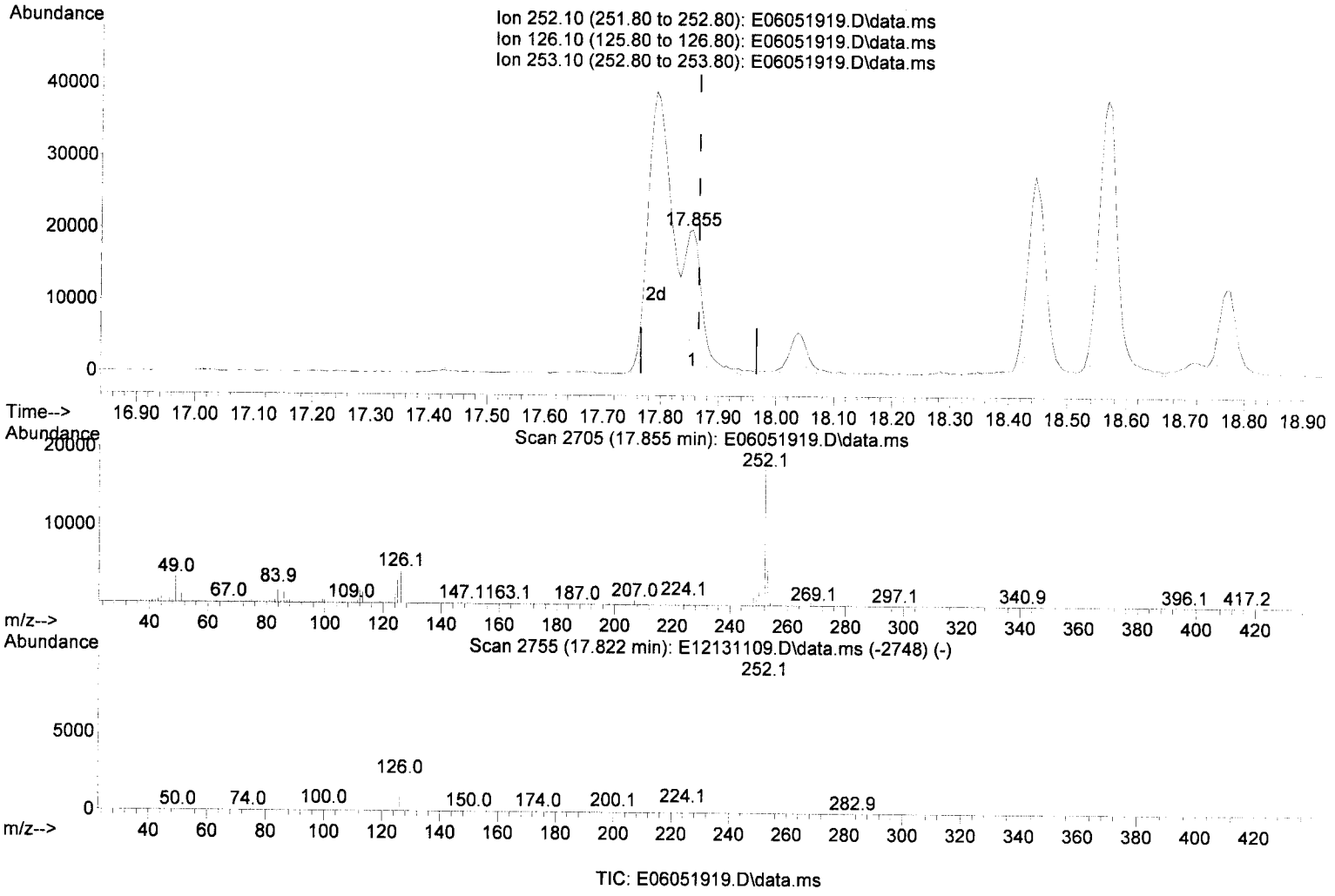

TIC: E06051919.D\data.ms

(89) Benzo(k)fluoranthene (T)

17.855min (-0.011) 97.01 ng/ml m

response 44725

Ion	Exp%	Act%
252.10	100.00	100.00
126.10	21.80	20.76
253.10	21.80	22.66
0.00	0.00	0.00

AMS 6/6/19

MOS

Quantitation Report (Qedit)

Data Path : W:\DATA\2019-06\9F05022\
Data File : E06051919.D
Acq On : 6 Jun 2019 12:25 am
Operator : JK/ AMS /DTH
Sample : A9E0838-03@40
Misc : 40x, 8270D LL PAH
ALS Vial : 18 Sample Multiplier: 1
DataAcq Meth:SV5_AQUISITION.M

Quant Time: Jun 06 07:43:15 2019
Quant Method : C:\msdchem\1\METHODS\SV5_013019R4.M
Quant Title : EPA 8270D: Semivolatile Organics
QLast Update : Fri May 31 15:11:51 2019
Response via : Initial Calibration
InstName : SV-GCMS5

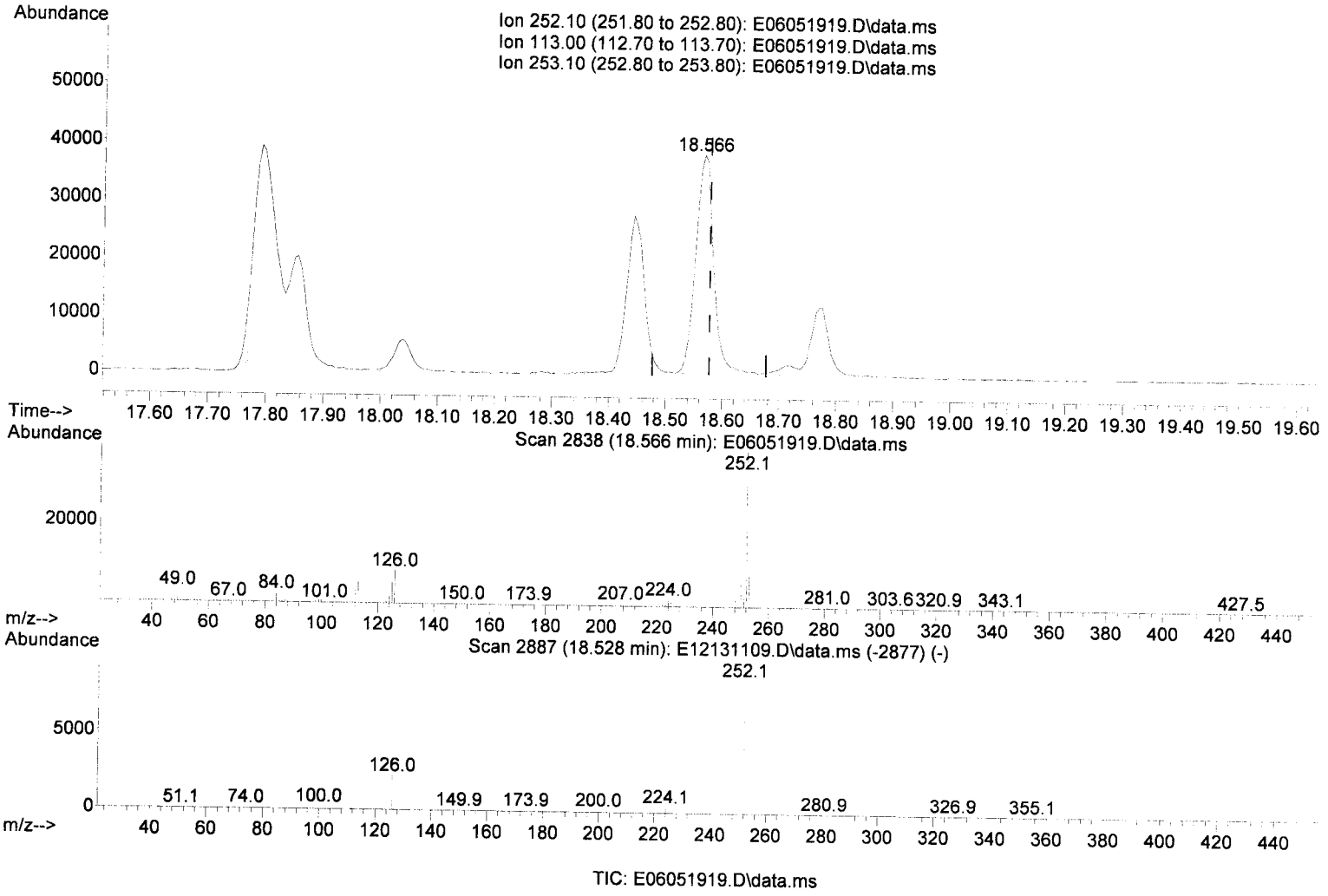

TIC: E06051919.D\data.ms

(92) Benzo(a)pyrene (T)

18.566min (-0.011) 194.71 ng/ml

response 82935

Ion	Exp%	Act%
252.10	100.00	100.00
113.00	12.70	13.78
253.10	21.70	21.82
0.00	0.00	0.00

Quantitation Report (Qedit)

Data Path : W:\DATA\2019-06\9F05022\
Data File : E06051919.D
Acq On : 6 Jun 2019 12:25 am
Operator : JK/ AMS /DTH
Sample : A9E0838-03@40
Misc : 40x, 8270D LL PAH
ALS Vial : 18 Sample Multiplier: 1
DataAcq Meth:SV5_AQUISITION.M

Quant Time: Jun 06 07:43:15 2019
Quant Method : C:\msdchem\1\METHODS\SV5_013019R4.M
Quant Title : EPA 8270D: Semivolatile Organics
QLast Update : Fri May 31 15:11:51 2019
Response via : Initial Calibration
InstName : SV-GCMS5

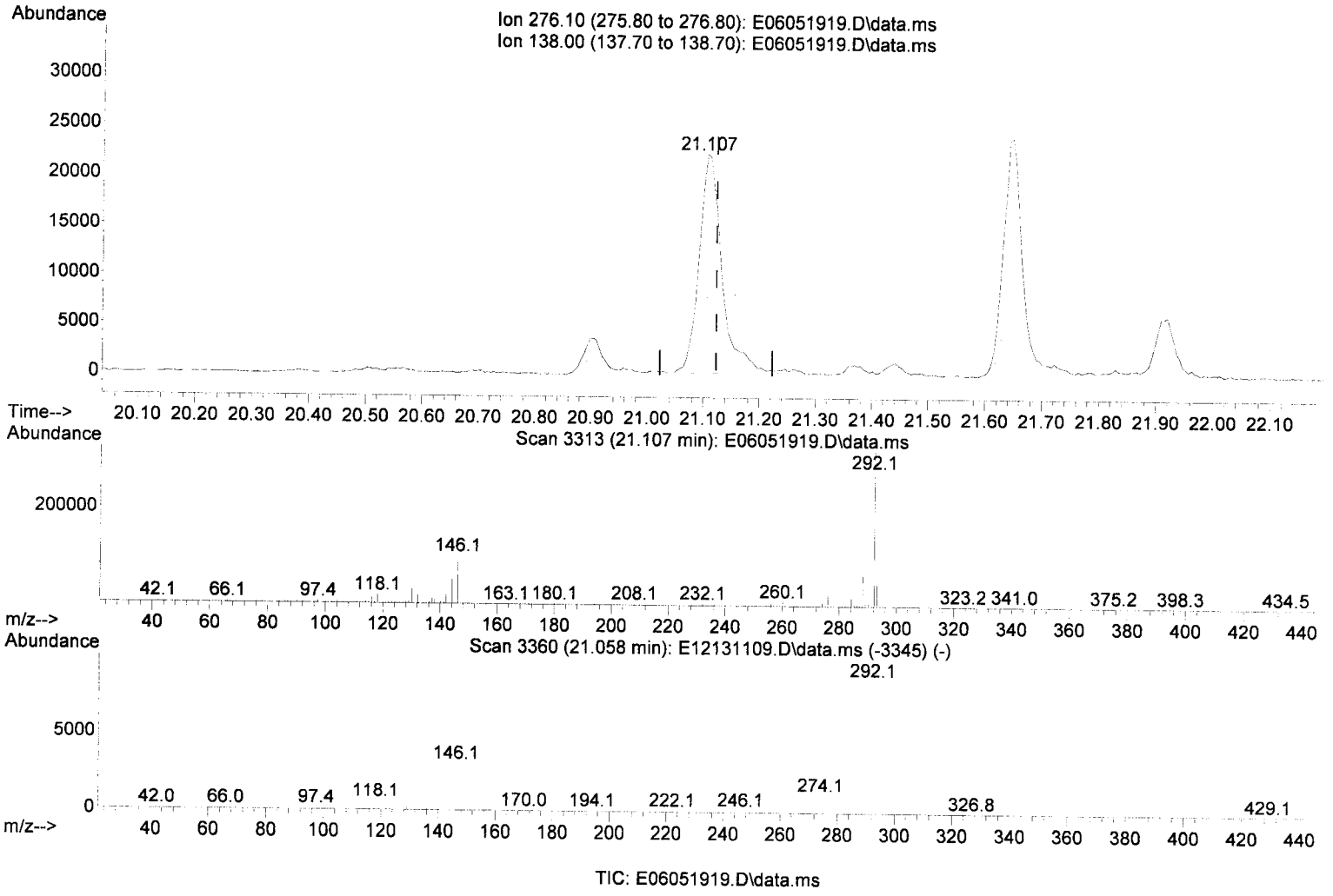

TIC: E06051919.D\data.ms

(95) Indeno(1,2,3-cd)pyrene (T)

21.107min (-0.016) 138.00 ng/ml

response 62260

Ion	Exp%	Act%
276.10	100.00	100.00
138.00	30.90	36.40
0.00	0.00	0.00
0.00	0.00	0.00

Quantitation Report (Qedit)

Data Path : W:\DATA\2019-06\9F05022\
Data File : E06051919.D
Acq On : 6 Jun 2019 12:25 am
Operator : JK/ AMS /DTH
Sample : A9E0838-03@40
Misc : 40x, 8270D LL PAH
ALS Vial : 18 Sample Multiplier: 1
DataAcq Meth:SV5_AQUISITION.M

Quant Time: Jun 06 07:43:15 2019
Quant Method : C:\msdchem\1\METHODS\SV5_013019R4.M
Quant Title : EPA 8270D: Semivolatile Organics
QLast Update : Fri May 31 15:11:51 2019
Response via : Initial Calibration
InstName : SV-GCMS5

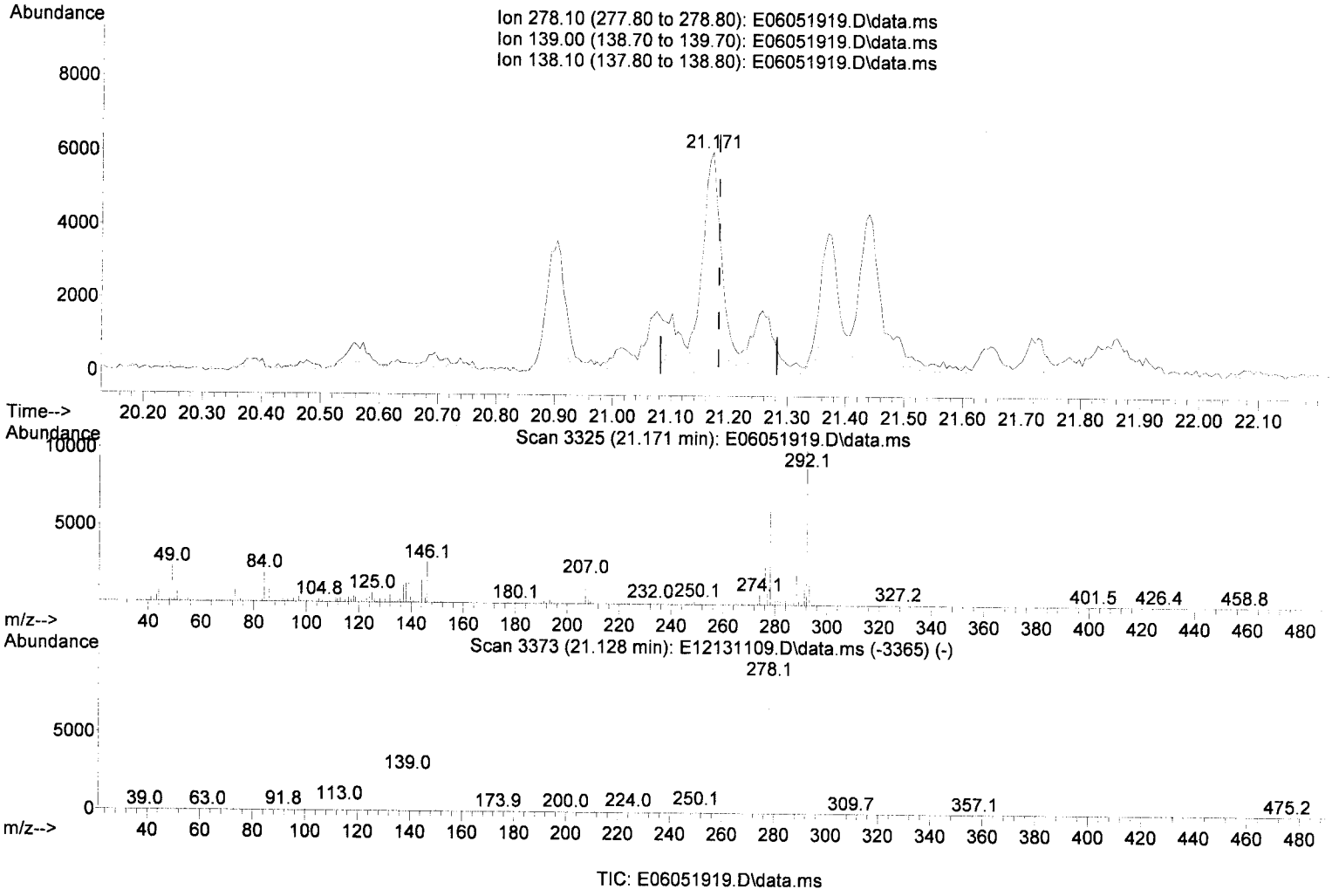

TIC: E06051919.D\data.ms

(96) Dibenz(a,h)anthracene (T)

21.171min (-0.011) 27.26 ng/ml

response 11261

Ion	Exp%	Act%
278.10	100.00	100.00
139.00	25.60	21.26
138.10	17.70	21.25
0.00	0.00	0.00

Quantitation Report (Qedit)

Data Path : W:\DATA\2019-06\9F05022\
Data File : E06051919.D
Acq On : 6 Jun 2019 12:25 am
Operator : JK/ AMS /DTH
Sample : A9E0838-03@40
Misc : 40x, 8270D LL PAH
ALS Vial : 18 Sample Multiplier: 1
DataAcq Meth:SV5_AQUISITION.M

Quant Time: Jun 06 07:43:15 2019
Quant Method : C:\msdchem\1\METHODS\SV5_013019R4.M
Quant Title : EPA 8270D: Semivolatile Organics
QLast Update : Fri May 31 15:11:51 2019
Response via : Initial Calibration
InstName : SV-GCMS5

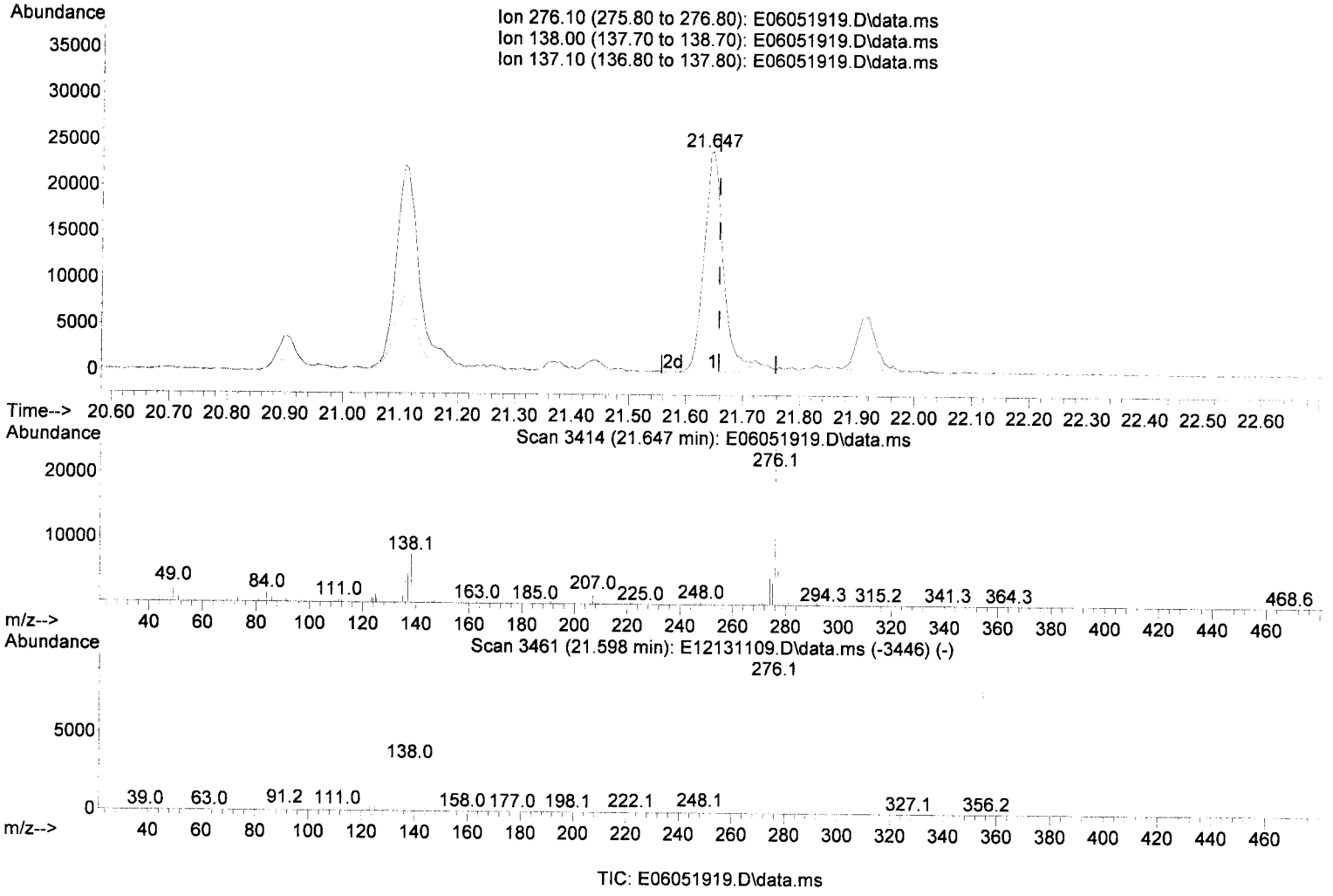

TIC: E06051919.D\data.ms

(97) Benzo(g,h,i)perylene (T)

21.647min (-0.011) 128.17 ng/ml

response 56926

Ion	Exp%	Act%
276.10	100.00	100.00
138.00	45.90	31.28
137.10	39.00	31.25
0.00	0.00	0.00

Quantitation Report (Not Reviewed)

Data Path : C:\msdchem\1\DATA\2019-06\9F05022\
Data File : E06051919.D
Acq On : 6 Jun 2019 12:25 am
Operator : JK/ AMS /DTH
Sample : A9E0838-03@40
Misc : 40x, 8270D LL PAH
ALS Vial : 18 Sample Multiplier: 1
DataAcq Meth:SV5_AQUISITION.M

Quant Time: Jun 06 07:43:15 2019
Quant Method : C:\msdchem\1\METHODS\SV5_013019R4.M
Quant Title : EPA 8270D: Semivolatile Organics
QLast Update : Fri May 31 15:11:51 2019
Response via : Initial Calibration
InstName : SV-GCMS5



Quantitation Report (Not Reviewed)

Data Path : C:\msdchem\1\DATA\2019-06\9F05022\
Data File : E06051920.D
Acq On : 6 Jun 2019 1:02 am
Operator : JK/ AMS /DTH
Sample : A9E0838-04@40
Misc : 40x, 8270D LL PAH
ALS Vial : 19 Sample Multiplier: 1
DataAcq Meth:SV5_AQUISITION.M

A-01
bad injection
peak splitting

AMS Q-06
6/6/19

Quant Time: Jun 06 07:43:19 2019
Quant Method : C:\msdchem\1\METHODS\SV5_013019R4.M
Quant Title : EPA 8270D: Semivolatile Organics
QLast Update : Fri May 31 15:11:51 2019
Response via : Initial Calibration
InstName : SV-GCMS5

Compound	R.T.	QIon	Response	Conc	Units	Dev(Min)
Internal Standards						
1) 1,4-Dichlorobenzene-d4...	6.740	152	260735	2000.00	ng/ml	-0.02
21) Naphthalene-d8 (ISTD)	7.976	136	649490	2000.00	ng/ml	-0.03
35) Acenaphthene-d10 (ISTD)	9.778	162	504509	2000.00	ng/ml	0.00
64) Phenanthrene-d10 (ISTD)	11.292	188	975180	2000.00	ng/ml	0.00
78) Chrysene-d12 (ISTD)	15.207	240	1009413	2000.00	ng/ml	0.00
86) Perylene-d12 (ISTD)	18.721	264	903261	2000.00	ng/ml	0.00
94) Dibenz(a,h)Anthrcene-d...	21.112	292	822951	2000.00	ng/ml	0.00
System Monitoring Compounds						
4) 2-Fluorophenol (Surr)	5.553	112	4176	25.69	ng/ml	-0.01
5) Phenol-d6(Surr)	6.387	99	6081	27.97	ng/ml	-0.02
19) Nitrobenzene-d5 (Surr)	7.270	82	4938	25.33	ng/ml	-0.02
40) 2-Fluorobiphenyl (Surr)	9.083	172	10944	29.17	ng/ml	0.00
67) 2,4,6-Tribromophenol (...	10.586	330	1060	45.75	ng/ml	0.00
79) Terphenyl-d14 (Surr)	13.127	244	17652	37.43	ng/ml	0.00
Target Compounds						Qvalue
2) N-Nitrosodimethylamine	4.317	74	200	N.D.		
3) Pyridine	4.334	79	94	N.D.		
6) Phenol	6.414	94	409	N.D.		
7) Aniline	6.430	93	1053	3.55	ng/ml	67
8) Bis(2-chloroethyl) ether	6.473	93	106	N.D.		
9) 2-Chlorophenol	0.000		0	N.D.		
10) 1,3-Dichlorobenzene	0.000		0	N.D.		
11) 1,4-Dichlorobenzene	0.000		0	N.D.		
12) Benzyl alcohol	0.000		0	N.D.		
13) 1,2-Dichlorobenzene	0.000		0	N.D.		
14) 2-Methylphenol	0.000		0	N.D.		
15) 2,2'-Oxybis(1-Chloropr...	6.976	45	64	N.D.		
16) N-Nitrosodi-n-propylamine	7.104	70	180	N.D.		
17) 3+4-Methylphenol	7.126	107	554	3.09	ng/ml	84
18) Hexachloroethane	0.000		0	N.D.		
20) Nitrobenzene	7.297	77	68	N.D.		
22) Isophorone	7.505	82	184	N.D.		
23) 2-Nitrophenol	0.000		0	N.D.		
24) 2,4-Dimethylphenol	0.000		0	N.D.		
25) Bis(2-chloroethoxy) me...	0.000		0	N.D.		
26) Benzoic acid	7.709	105	61	399.24	ng/ml#	8
27) 2,4-Dichlorophenol	0.000		0	N.D.		
28) 1,2,4-Trichlorobenzene	0.000		0	N.D.		
29) Naphthalene	7.997	128	1225	3.54	ng/ml	89
30) 4-Chloroaniline	8.003	127	337	2.82	ng/ml#	1
31) Hexachlorobutadiene	0.000		0	N.D.		
32) 4-Chloro-3-methylphenol	0.000		0	N.D.		
33) 2-Methylnaphthalene	8.693	142	150	N.D.		
34) 1-Methylnaphthalene	8.816	142	280	N.D.		
36) Hexachlorocyclopentadiene	0.000		0	N.D.		
37) 2,4,6-Trichlorophenol	0.000		0	N.D.		
38) 2,4,5-Trichlorophenol	0.000		0	N.D.		
39) 1,1'-Biphenyl	9.185	154	105	N.D.		
41) 2-Chloronaphthalene	0.000		0	N.D.		
42) 2-Nitroaniline	0.000		0	N.D.		

Quantitation Report (Not Reviewed)

Data Path : C:\msdchem\1\DATA\2019-06\9F05022\
Data File : E06051920.D
Acq On : 6 Jun 2019 1:02 am
Operator : JK/ AMS /DTH
Sample : A9E0838-04@40
Misc : 40x, 8270D LL PAH
ALS Vial : 19 Sample Multiplier: 1
DataAcq Meth:SV5_AQUISITION.M

Quant Time: Jun 06 07:43:19 2019
Quant Method : C:\msdchem\1\METHODS\SV5_013019R4.M
Quant Title : EPA 8270D: Semivolatile Organics
QLast Update : Fri May 31 15:11:51 2019
Response via : Initial Calibration
InstName : SV-GCMS5

Compound	R.T.	QIon	Response	Conc Units	Dev(Min)
43) 2,6-Dimethylnaphthalene	9.351	156	271	N.D.	
44) 1,4-Dinitrobenzene	0.000		0	N.D.	
45) Dimethyl phthalate	9.484	163	142	N.D.	
46) 1,3-Dinitrobenzene	0.000		0	N.D.	
47) 2,6-Dinitrotoluene	9.532	165	83	32.90 ng/ml	85
48) 1,2-Dinitrobenzene	0.000		0	N.D.	
49) Acenaphthylene	9.629	152	344	N.D.	
50) 3-Nitroaniline	9.778	138	82	30.14 ng/ml#	1
51) Acenaphthene	9.811	153	2510	7.53 ng/ml	98
52) 2,4-Dinitrophenol	0.000		0	N.D.	
53) 4-Nitrophenol	0.000		0	N.D.	
54) 2,4-Dinitrotoluene	9.944	165	54	61.60 ng/ml#	15
55) Dibenzofuran	9.992	168	1191	2.75 ng/ml#	1
56) 2,3,5,6-Tetrachlorophenol	0.000		0	N.D.	
57) 2,3,4,6-Tetrachlorophenol	0.000		0	N.D.	
58) Diethyl phthalate	10.196	149	192	N.D.	
59) 2,3,5-Trimethylnaphtha...	10.196	170	149	N.D.	
60) Fluorene	10.335	166	1992	5.74 ng/ml	97
61) 4-Chlorophenyl phenyl ...	0.000		0	N.D.	
62) 4-Nitroaniline	10.345	138	103	N.D.	
63) 4,6-Dinitro-2-methylph...	0.000		0	N.D.	
65) N-Nitrosodiphenylamine	10.447	169	243	N.D.	
66) Azobenzene (1,2-DPH)	10.479	77	282	N.D.	
68) 4-Bromophenyl phenyl e...	0.000		0	N.D.	
69) Hexachlorobenzene	0.000		0	N.D.	
70) Pentachlorophenol (PCP)	0.000		0	N.D.	
71) Phenanthrene	11.314	178	20545	38.38 ng/ml	98
72) Anthracene	11.367	178	2920	5.32 ng/ml	94
73) Carbazole	11.533	167	2663	5.18 ng/ml	88
74) Di-n-butyl phthalate	11.864	149	621	N.D.	
75) Fluoranthene	12.613	202	42262	76.12 ng/ml	99
76) Benzidine	0.000		0	N.D.	
77) Pyrene	12.918	202	38009	67.39 ng/ml	99
80) Butyl benzyl phthalate	13.961	149	247	N.D.	
81) Bis(2-ethylhexyl) adipate	14.138	129	3900	13.27 ng/ml	91
82) 3,3-Dichlorobenzidine	0.000		0	N.D.	
83) Benz(a)anthracene	15.181	228	23240	40.82 ng/ml	96
84) Chrysene	15.261	228	27365	50.45 ng/ml	98
85) Bis(2-ethylhexyl) phth...	15.320	149	1052	N.D.	
87) Di-n-octyl phthalate	16.988	149	82	30.81 ng/ml#	1
88) Benzo(b)fluoranthene	17.791	252	34375	72.03 ng/ml	98
89) Benzo(k)fluoranthene	17.855	252	10598	22.60 ng/ml	92
90) Benzo(b+k)fluoranthene	17.791	252	49313	98.40 ng/ml	99
91) Benzo(e)pyrene	18.443	252	17761	36.66 ng/ml	98
92) Benzo(a)pyrene	18.566	252	21635	49.93 ng/ml	96
93) Perylene	18.770	252	10485	21.17 ng/ml	99
95) Indeno(1,2,3-cd)pyrene	21.112	276	17400	38.57 ng/ml	70
96) Dibenz(a,h)anthracene	21.166	278	3179	7.70 ng/ml	86
97) Benzo(g,h,i)perylene	21.647	276	15863	35.72 ng/ml	85

(#) = qualifier out of range (m) = manual integration (+) = signals summed

Quantitation Report (Not Reviewed)

Data Path : C:\msdchem\1\DATA\2019-06\9F05022\
Data File : E06051920.D
Acq On : 6 Jun 2019 1:02 am
Operator : JK/ AMS /DTH
Sample : A9E0838-04@40
Misc : 40x, 8270D LL PAH
ALS Vial : 19 Sample Multiplier: 1
DataAcq Meth:SV5_AQUISITION.M

Quant Time: Jun 06 07:43:19 2019
Quant Method : C:\msdchem\1\METHODS\SV5_013019R4.M
Quant Title : EPA 8270D: Semivolatile Organics
QLast Update : Fri May 31 15:11:51 2019
Response via : Initial Calibration
InstName : SV-GCMS5



Quantitation Report (Not Reviewed)

Data Path : C:\msdchem\1\DATA\2019-06\9F05022\
Data File : E06051921.D
Acq On : 6 Jun 2019 1:39 am
Operator : JK/ AMS /DTH
Sample : A9E0838-13@40
Misc : 40x, 8270D LL PAH
ALS Vial : 20 Sample Multiplier: 1
DataAcq Meth:SV5_AQUISITION.M

AMS 6/6/19 M05

Quant Time: Jun 06 07:43:23 2019
Quant Method : C:\msdchem\1\METHODS\SV5_013019R4.M
Quant Title : EPA 8270D: Semivolatile Organics
QLast Update : Fri May 31 15:11:51 2019
Response via : Initial Calibration
InstName : SV-GCMS5

Compound	R.T.	QIon	Response	Conc Units	Dev(Min)
Internal Standards					
1) 1,4-Dichlorobenzene-d4...	6.757	152	255750	2000.00 ng/ml	0.00
21) Naphthalene-d8 (ISTD)	8.003	136	992385	2000.00 ng/ml	0.00
35) Acenaphthene-d10 (ISTD)	9.778	162	478085	2000.00 ng/ml	0.00
64) Phenanthrene-d10 (ISTD)	11.292	188	995701	2000.00 ng/ml	0.00
78) Chrysene-d12 (ISTD)	15.207	240	1010586	2000.00 ng/ml	0.00
86) Perylene-d12 (ISTD)	18.721	264	877442	2000.00 ng/ml	0.00
94) Dibenz(a,h)Anthrcene-d...	21.112	292	809041	2000.00 ng/ml	0.00
System Monitoring Compounds					
4) 2-Fluorophenol (Surr)	5.564	112	4434	27.81 ng/ml	0.00
5) Phenol-d6(Surr)	6.409	99	6962	32.64 ng/ml	0.00
19) Nitrobenzene-d5 (Surr)	7.297	82	5604	29.31 ng/ml	0.00
40) 2-Fluorobiphenyl (Surr)	9.083	172	10457	29.41 ng/ml	0.00
67) 2,4,6-Tribromophenol (...	10.586	330	1149	47.68 ng/ml	0.00
79) Terphenyl-d14 (Surr)	13.127	244	14692	31.12 ng/ml	0.00
Target Compounds					Qvalue
2) N-Nitrosodimethylamine	4.296	74	211	N.D.	
3) Pyridine	4.398	79	111	N.D.	
6) Phenol	6.430	94	260	N.D.	
7) Aniline	6.430	93	214	N.D.	
8) Bis(2-chloroethyl) ether	6.505	93	72	N.D.	
9) 2-Chlorophenol	0.000		0	N.D.	
10) 1,3-Dichlorobenzene	0.000		0	N.D.	
11) 1,4-Dichlorobenzene	0.000		0	N.D.	
12) Benzyl alcohol	0.000		0	N.D.	
13) 1,2-Dichlorobenzene	0.000		0	N.D.	
14) 2-Methylphenol	0.000		0	N.D.	
15) 2,2'-Oxybis(1-Chloropr...	6.997	45	219	N.D.	
16) N-Nitrosodi-n-propylamine	7.115	70	116	N.D.	
17) 3+4-Methylphenol	7.163	107	370	N.D.	
18) Hexachloroethane	0.000		0	N.D.	
20) Nitrobenzene	7.313	77	64	N.D.	
22) Isophorone	7.484	82	69	N.D.	
23) 2-Nitrophenol	0.000		0	N.D.	
24) 2,4-Dimethylphenol	0.000		0	N.D.	
25) Bis(2-chloroethoxy) me...	0.000		0	N.D.	
26) Benzoic acid	7.778	105	53	398.45 ng/ml#	47
27) 2,4-Dichlorophenol	0.000		0	N.D.	
28) 1,2,4-Trichlorobenzene	0.000		0	N.D.	
29) Naphthalene	8.024	128	4144	7.83 ng/ml	94
30) 4-Chloroaniline	8.024	127	493	2.70 ng/ml#	23
31) Hexachlorobutadiene	0.000		0	N.D.	
32) 4-Chloro-3-methylphenol	0.000		0	N.D.	
33) 2-Methylnaphthalene	8.719	142	1053	3.16 ng/ml	91
34) 1-Methylnaphthalene	8.821	142	609	N.D.	
36) Hexachlorocyclopentadiene	0.000		0	N.D.	
37) 2,4,6-Trichlorophenol	0.000		0	N.D.	
38) 2,4,5-Trichlorophenol	0.000		0	N.D.	
39) 1,1'-Biphenyl	9.190	154	318	N.D.	
41) 2-Chloronaphthalene	0.000		0	N.D.	
42) 2-Nitroaniline	0.000		0	N.D.	

Quantitation Report (Not Reviewed)

Data Path : C:\msdchem\1\DATA\2019-06\9F05022\
Data File : E06051921.D
Acq On : 6 Jun 2019 1:39 am
Operator : JK/ AMS /DTH
Sample : A9E0838-13@40
Misc : 40x, 8270D LL PAH
ALS Vial : 20 Sample Multiplier: 1
DataAcq Meth:SV5_AQUISITION.M

Quant Time: Jun 06 07:43:23 2019
Quant Method : C:\msdchem\1\METHODS\SV5_013019R4.M
Quant Title : EPA 8270D: Semivolatile Organics
QLast Update : Fri May 31 15:11:51 2019
Response via : Initial Calibration
InstName : SV-GCMS5

Compound	R.T.	QIon	Response	Conc Units	Dev(Min)
43) 2,6-Dimethylnaphthalene	9.356	156	287	N.D.	
44) 1,4-Dinitrobenzene	0.000		0	N.D.	
45) Dimethyl phthalate	9.479	163	87	N.D.	
46) 1,3-Dinitrobenzene	0.000		0	N.D.	
47) 2,6-Dinitrotoluene	0.000		0	N.D.	
48) 1,2-Dinitrobenzene	0.000		0	N.D.	
49) Acenaphthylene	9.639	152	253	N.D.	
50) 3-Nitroaniline	9.778	138	106	30.50 ng/ml#	1
51) Acenaphthene	9.811	153	12501	39.59 ng/ml	96
52) 2,4-Dinitrophenol	0.000		0	N.D.	
53) 4-Nitrophenol	0.000		0	N.D.	
54) 2,4-Dinitrotoluene	9.939	165	172	62.97 ng/ml#	15
55) Dibenzofuran	9.987	168	3361	8.19 ng/ml#	6
56) 2,3,5,6-Tetrachlorophenol	0.000		0	N.D.	
57) 2,3,4,6-Tetrachlorophenol	0.000		0	N.D.	
58) Diethyl phthalate	10.201	149	138	N.D.	
59) 2,3,5-Trimethylnaphtha...	10.185	170	273	N.D.	
60) Fluorene	10.335	166	6213	18.90 ng/ml	94
61) 4-Chlorophenyl phenyl ...	0.000		0	N.D.	
62) 4-Nitroaniline	0.000		0	N.D.	
63) 4,6-Dinitro-2-methylph...	0.000		0	N.D.	
65) N-Nitrosodiphenylamine	10.474	169	131	N.D.	
66) Azobenzene (1,2-DPH)	10.511	77	268	N.D.	
68) 4-Bromophenyl phenyl e...	0.000		0	N.D.	
69) Hexachlorobenzene	0.000		0	N.D.	
70) Pentachlorophenol (PCP)	0.000		0	N.D.	
71) Phenanthrene	11.319	178	98788	180.76 ng/ml	98
72) Anthracene	11.367	178	20192	36.01 ng/ml	98
73) Carbazole	11.528	167	15253	29.05 ng/ml	95
74) Di-n-butyl phthalate	11.864	149	647	N.D.	
75) Fluoranthene	12.613	202	225805	398.33 ng/ml	97
76) Benzidine	0.000		0	N.D.	
77) Pyrene	12.918	202	219857	381.80 ng/ml	99
80) Butyl benzyl phthalate	13.966	149	461	N.D.	
81) Bis(2-ethylhexyl) adipate	14.132	129	1229	4.18 ng/ml	85
82) 3,3-Dichlorobenzidine	0.000		0	N.D.	
83) Benz(a)anthracene	15.181	228	150782	264.51 ng/ml	98
84) Chrysene	15.261	228	157568	290.16 ng/ml	96
85) Bis(2-ethylhexyl) phth...	15.314	149	754	N.D.	
87) Di-n-octyl phthalate	16.972	149	119	30.88 ng/ml#	1
88) Benzo(b)fluoranthene	17.796	252	217746	469.71 ng/ml mos	97
89) Benzo(k)fluoranthene	~~17.850~~	~~252~~	~~70906~~	~~155.64 ng/ml~~	~~97~~ MI-MOS
90) Benzo(b+k)fluoranthene	17.796	252	313521	643.99 ng/ml	96
91) Benzo(e)pyrene	18.449	252	115941	246.34 ng/ml	98
92) Benzo(a)pyrene	18.566	252	163980	389.59 ng/ml	98
93) Perylene	18.770	252	50795	105.59 ng/ml	95
95) Indeno(1,2,3-cd)pyrene	21.112	276	114995	259.32 ng/ml	96
96) Dibenz(a,h)anthracene	21.171	278	20887	51.43 ng/ml	91
97) Benzo(g,h,i)perylene	21.647	276	106179	243.21 ng/ml	81

(#) = qualifier out of range (m) = manual integration (+) = signals summed

Quantitation Report (Qedit)

Data Path : W:\DATA\2019-06\9F05022\
Data File : E06051921.D
Acq On : 6 Jun 2019 1:39 am
Operator : JK/ AMS /DTH
Sample : A9E0838-13@40
Misc : 40x, 8270D LL PAH
ALS Vial : 20 Sample Multiplier: 1
DataAcq Meth:SV5_AQUISITION.M

Quant Time: Jun 06 07:43:23 2019
Quant Method : C:\msdchem\1\METHODS\SV5_013019R4.M
Quant Title : EPA 8270D: Semivolatile Organics
QLast Update : Fri May 31 15:11:51 2019
Response via : Initial Calibration
InstName : SV-GCMS5

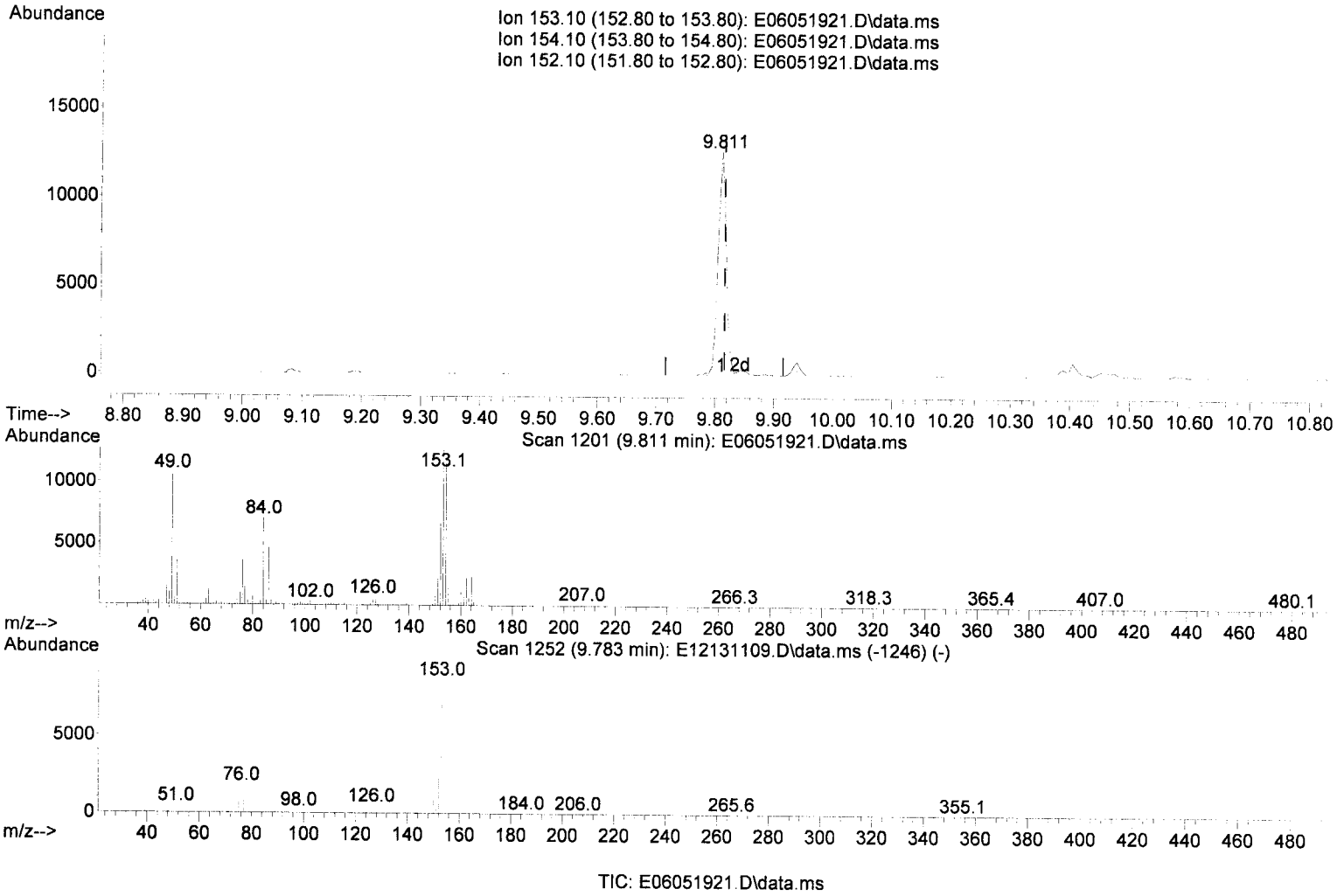

TIC: E06051921.D\data.ms

(51) Acenaphthene (T)

9.811min (-0.005) 39.59 ng/ml

response 12501

Ion	Exp%	Act%
153.10	100.00	100.00
154.10	92.00	93.46
152.10	47.10	52.55
0.00	0.00	0.00

Quantitation Report (Qedit)

Data Path : W:\DATA\2019-06\9F05022\
Data File : E06051921.D
Acq On : 6 Jun 2019 1:39 am
Operator : JK/ AMS /DTH
Sample : A9E0838-13@40
Misc : 40x, 8270D LL PAH
ALS Vial : 20 Sample Multiplier: 1
DataAcq Meth:SV5_AQUISITION.M

Quant Time: Jun 06 07:43:23 2019
Quant Method : C:\msdchem\1\METHODS\SV5_013019R4.M
Quant Title : EPA 8270D: Semivolatile Organics
QLast Update : Fri May 31 15:11:51 2019
Response via : Initial Calibration
InstName : SV-GCMS5

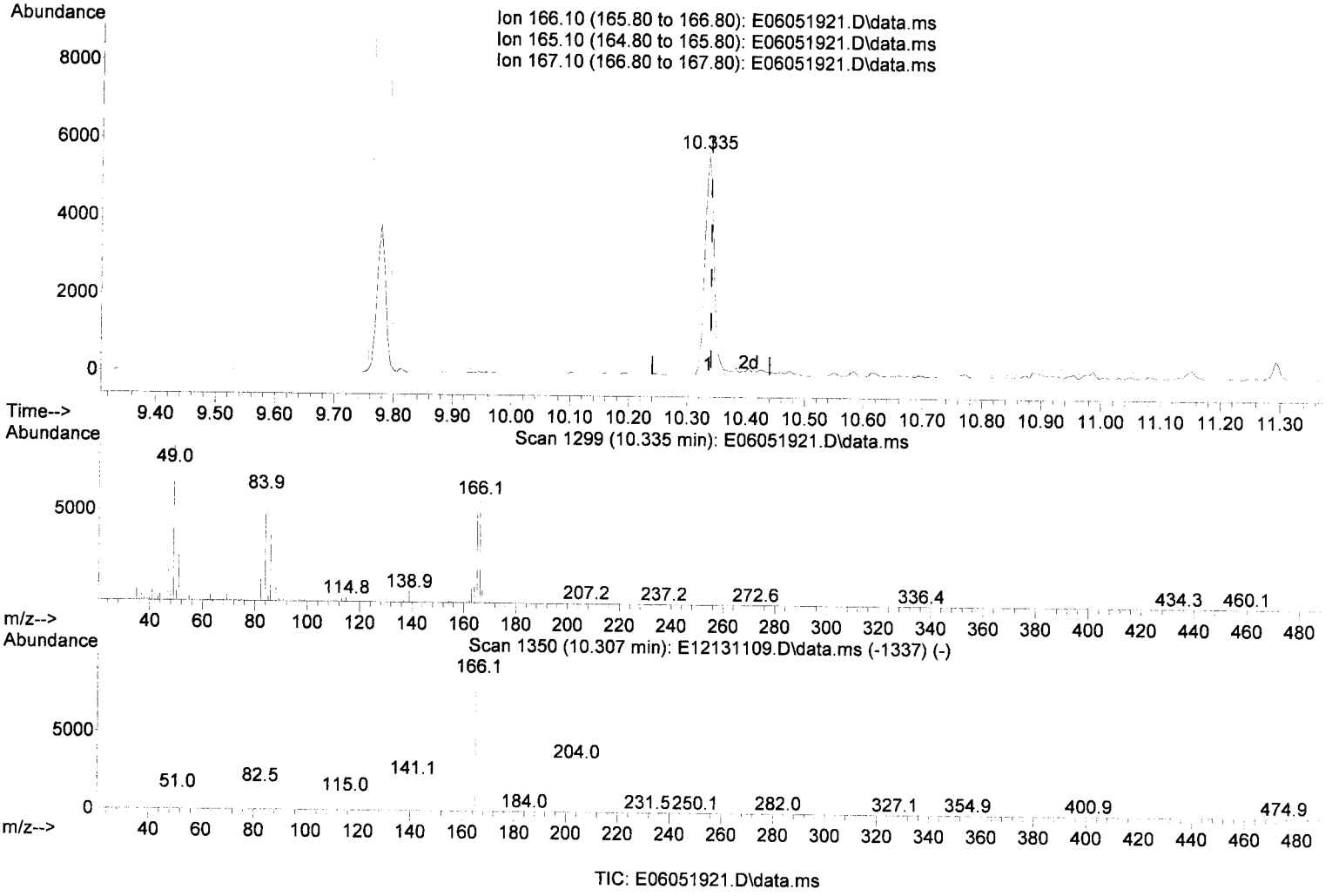

TIC: E06051921.D\data.ms

(60) Fluorene (T)

10.335min (-0.005) 18.90 ng/ml

response 6213

Ion	Exp%	Act%
166.10	100.00	100.00
165.10	93.50	99.69
167.10	13.60	12.48
0.00	0.00	0.00

Quantitation Report (Qedit)

Data Path : W:\DATA\2019-06\9F05022\
Data File : E06051921.D
Acq On : 6 Jun 2019 1:39 am
Operator : JK/ AMS /DTH
Sample : A9E0838-13@40
Misc : 40x, 8270D LL PAH
ALS Vial : 20 Sample Multiplier: 1
DataAcq Meth:SV5_AQUISITION.M

Quant Time: Jun 06 07:43:23 2019
Quant Method : C:\msdchem\1\METHODS\SV5_013019R4.M
Quant Title : EPA 8270D: Semivolatile Organics
QLast Update : Fri May 31 15:11:51 2019
Response via : Initial Calibration
InstName : SV-GCMS5

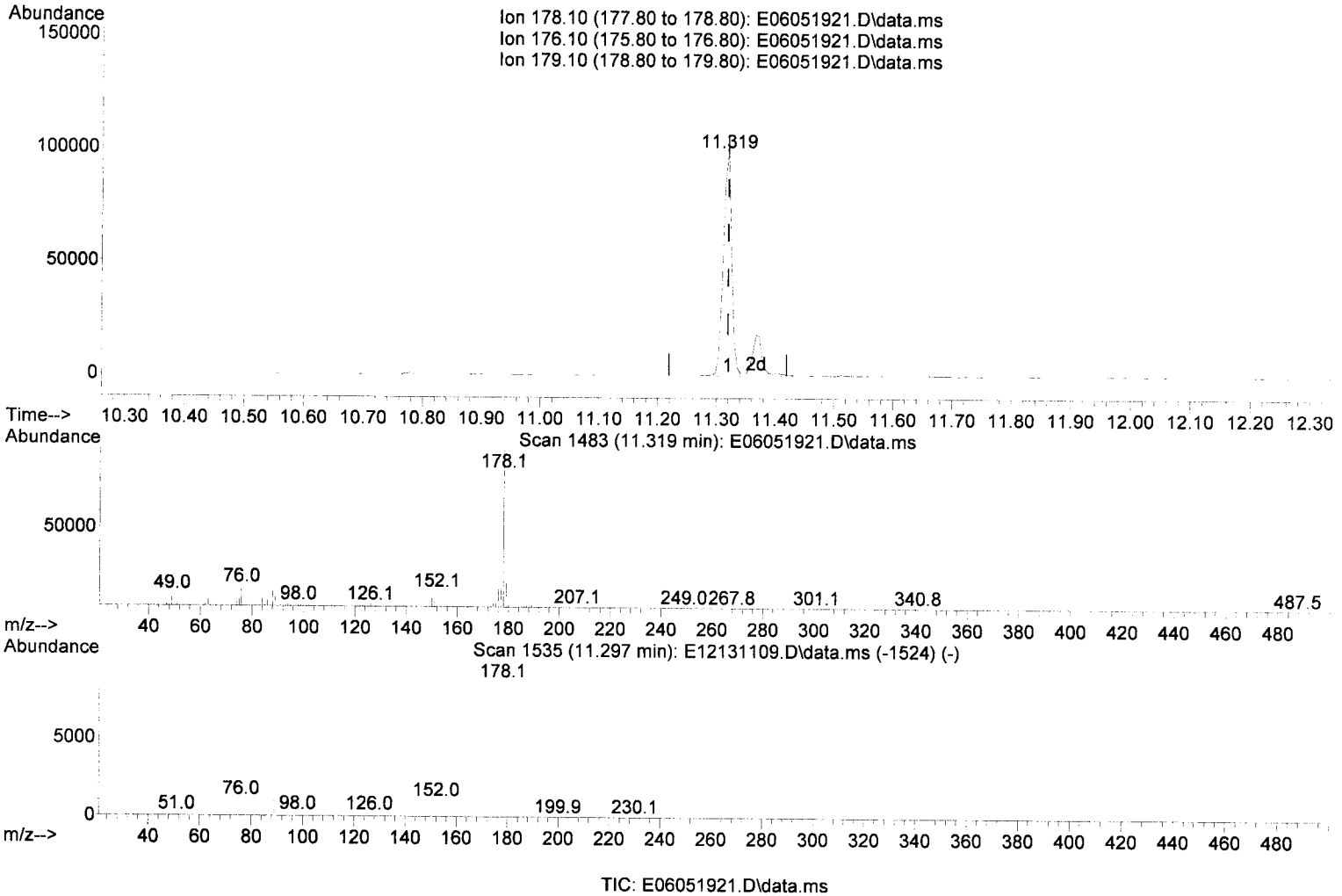

TIC: E06051921.D\data.ms

(71) Phenanthrene (T)

11.319min (-0.000) 180.76 ng/ml

response 98788

Ion	Exp%	Act%
178.10	100.00	100.00
176.10	19.10	17.62
179.10	15.00	15.04
0.00	0.00	0.00

Quantitation Report (Qedit)

Data Path : W:\DATA\2019-06\9F05022\
Data File : E06051921.D
Acq On : 6 Jun 2019 1:39 am
Operator : JK/ AMS /DTH
Sample : A9E0838-13@40
Misc : 40x, 8270D LL PAH
ALS Vial : 20 Sample Multiplier: 1
DataAcq Meth:SV5_AQUISITION.M

Quant Time: Jun 06 07:43:23 2019
Quant Method : C:\msdchem\1\METHODS\SV5_013019R4.M
Quant Title : EPA 8270D: Semivolatile Organics
QLast Update : Fri May 31 15:11:51 2019
Response via : Initial Calibration
InstName : SV-GCMS5

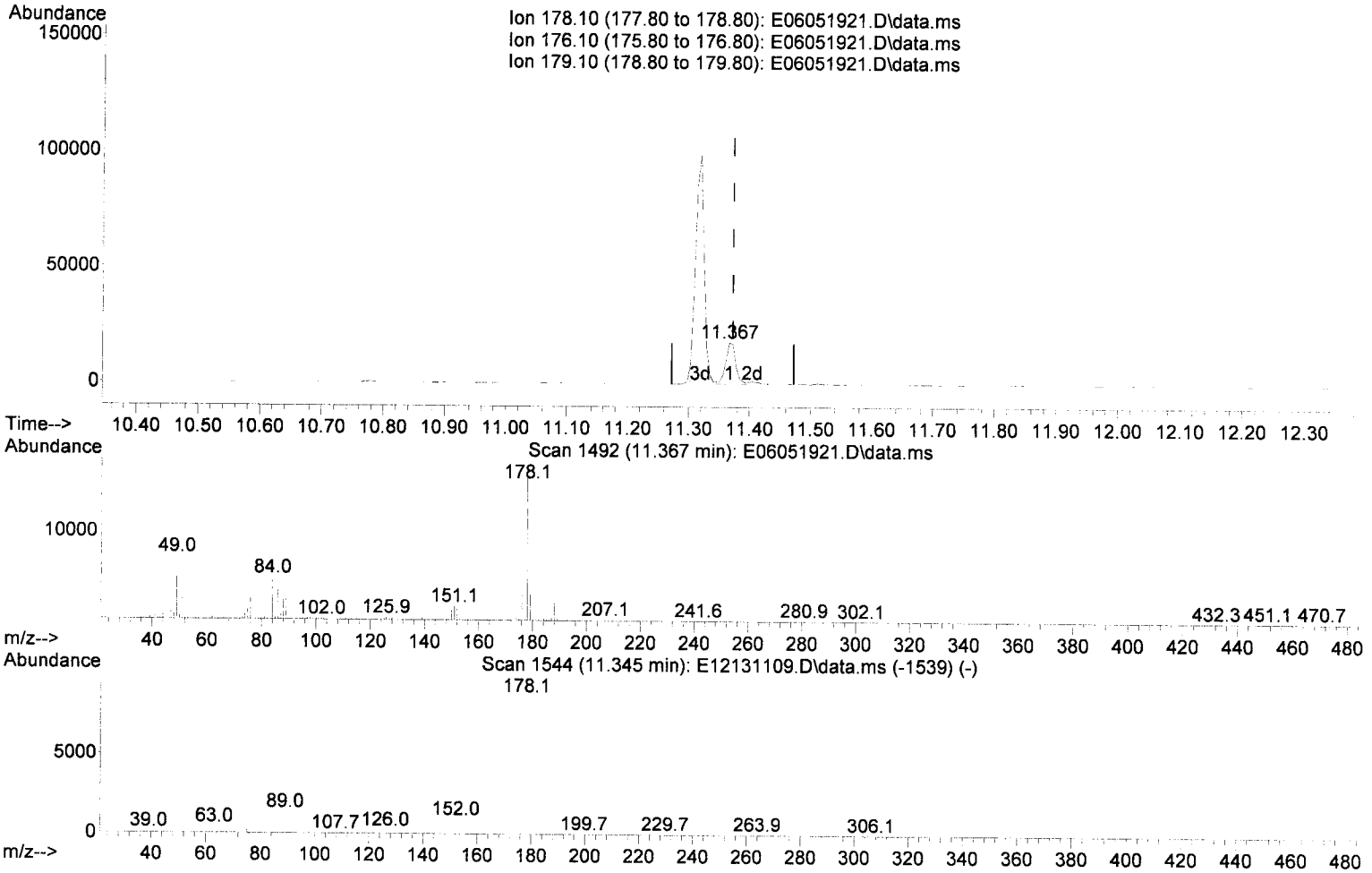

TIC: E06051921.D\data.ms

(72) Anthracene (T)

11.367min (-0.005) 36.01 ng/ml

response 20192

Ion	Exp%	Act%
178.10	100.00	100.00
176.10	19.10	18.76
179.10	15.50	16.52
0.00	0.00	0.00

Quantitation Report (Qedit)

Data Path : W:\DATA\2019-06\9F05022\
Data File : E06051921.D
Acq On : 6 Jun 2019 1:39 am
Operator : JK/ AMS /DTH
Sample : A9E0838-13@40
Misc : 40x, 8270D LL PAH
ALS Vial : 20 Sample Multiplier: 1
DataAcq Meth:SV5_AQUISITION.M

Quant Time: Jun 06 07:43:23 2019
Quant Method : C:\msdchem\1\METHODS\SV5_013019R4.M
Quant Title : EPA 8270D: Semivolatile Organics
QLast Update : Fri May 31 15:11:51 2019
Response via : Initial Calibration
InstName : SV-GCMS5

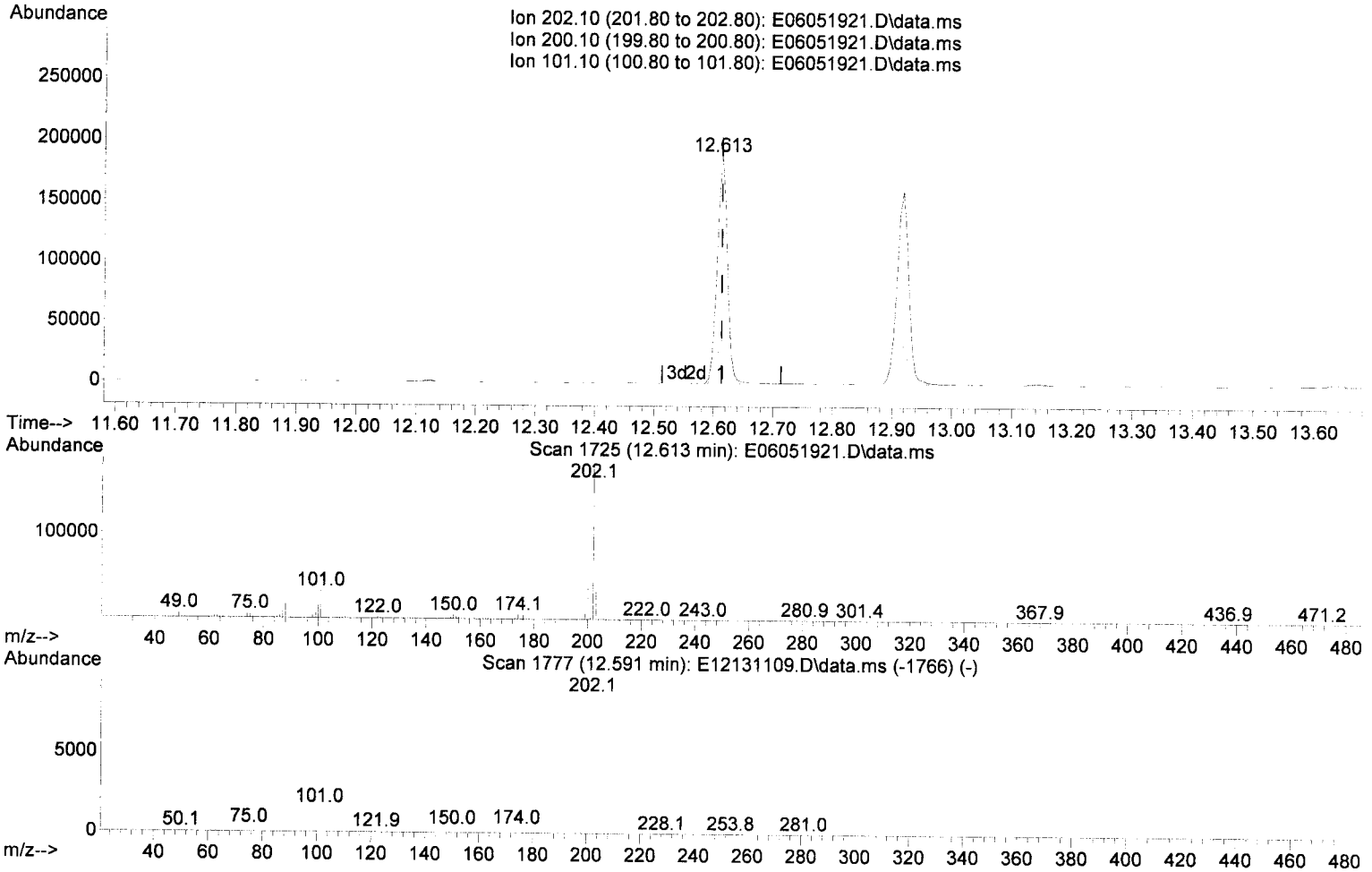

TIC: E06051921.D\data.ms

(75) Fluoranthene (T)

12.613min (-0.000) 398.33 ng/ml

response 225805

Ion	Exp%	Act%
202.10	100.00	100.00
200.10	21.00	19.58
101.10	15.70	17.30
0.00	0.00	0.00

Quantitation Report (Qedit)

Data Path : W:\DATA\2019-06\9F05022\
Data File : E06051921.D
Acq On : 6 Jun 2019 1:39 am
Operator : JK/ AMS /DTH
Sample : A9E0838-13@40
Misc : 40x, 8270D LL PAH
ALS Vial : 20 Sample Multiplier: 1
DataAcq Meth:SV5_AQUISITION.M

Quant Time: Jun 06 07:43:23 2019
Quant Method : C:\msdchem\1\METHODS\SV5_013019R4.M
Quant Title : EPA 8270D: Semivolatile Organics
QLast Update : Fri May 31 15:11:51 2019
Response via : Initial Calibration
InstName : SV-GCMS5

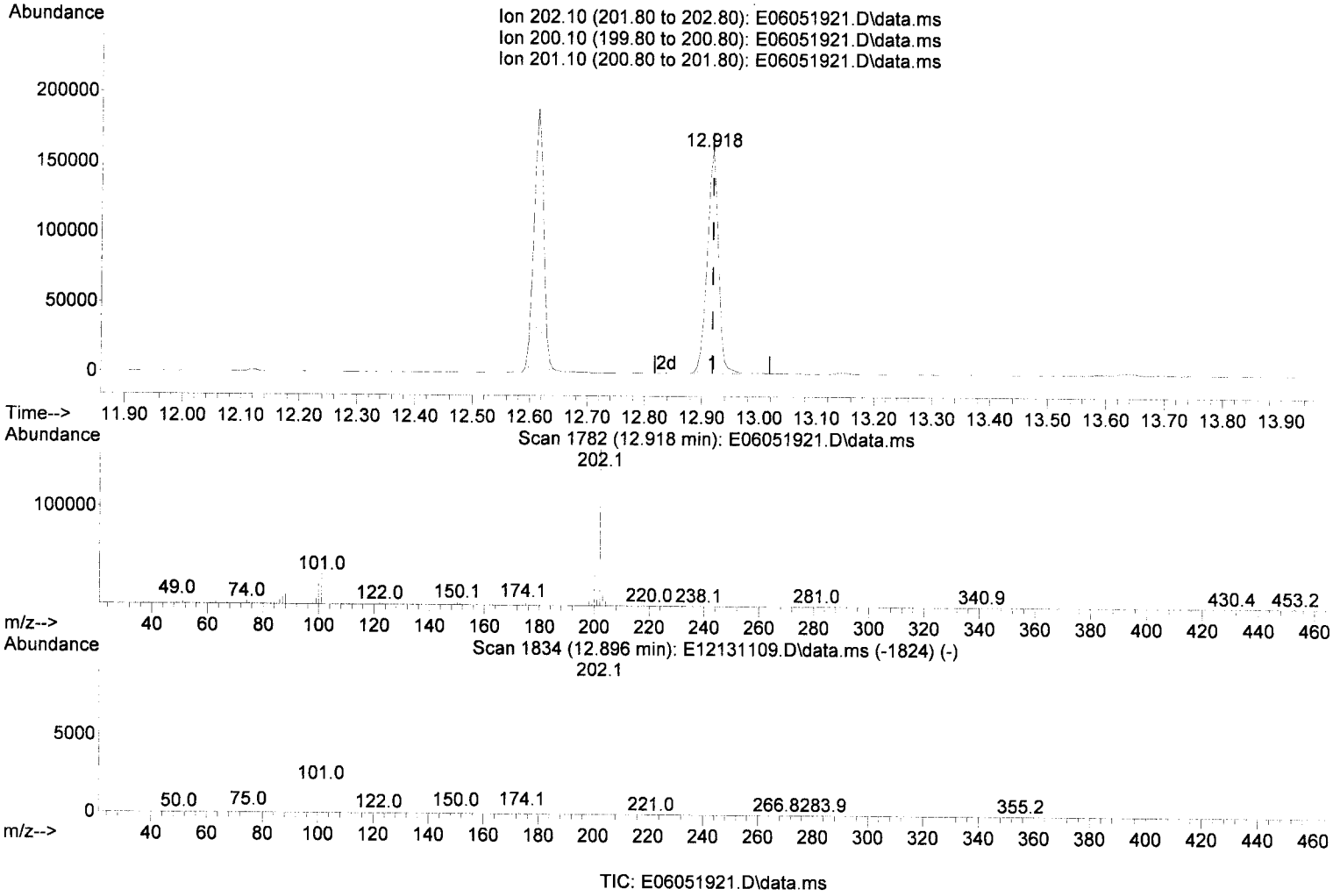

TIC: E06051921.D\data.ms

(77) Pyrene (T)

12.918min (-0.000) 381.80 ng/ml

response 219857

Ion	Exp%	Act%
202.10	100.00	100.00
200.10	21.20	20.16
201.10	17.50	17.34
0.00	0.00	0.00

Quantitation Report (Qedit)

Data Path : W:\DATA\2019-06\9F05022\
Data File : E06051921.D
Acq On : 6 Jun 2019 1:39 am
Operator : JK/ AMS /DTH
Sample : A9E0838-13@40
Misc : 40x, 8270D LL PAH
ALS Vial : 20 Sample Multiplier: 1
DataAcq Meth:SV5_AQUISITION.M

Quant Time: Jun 06 07:43:23 2019
Quant Method : C:\msdchem\1\METHODS\SV5_013019R4.M
Quant Title : EPA 8270D: Semivolatile Organics
QLast Update : Fri May 31 15:11:51 2019
Response via : Initial Calibration
InstName : SV-GCMS5

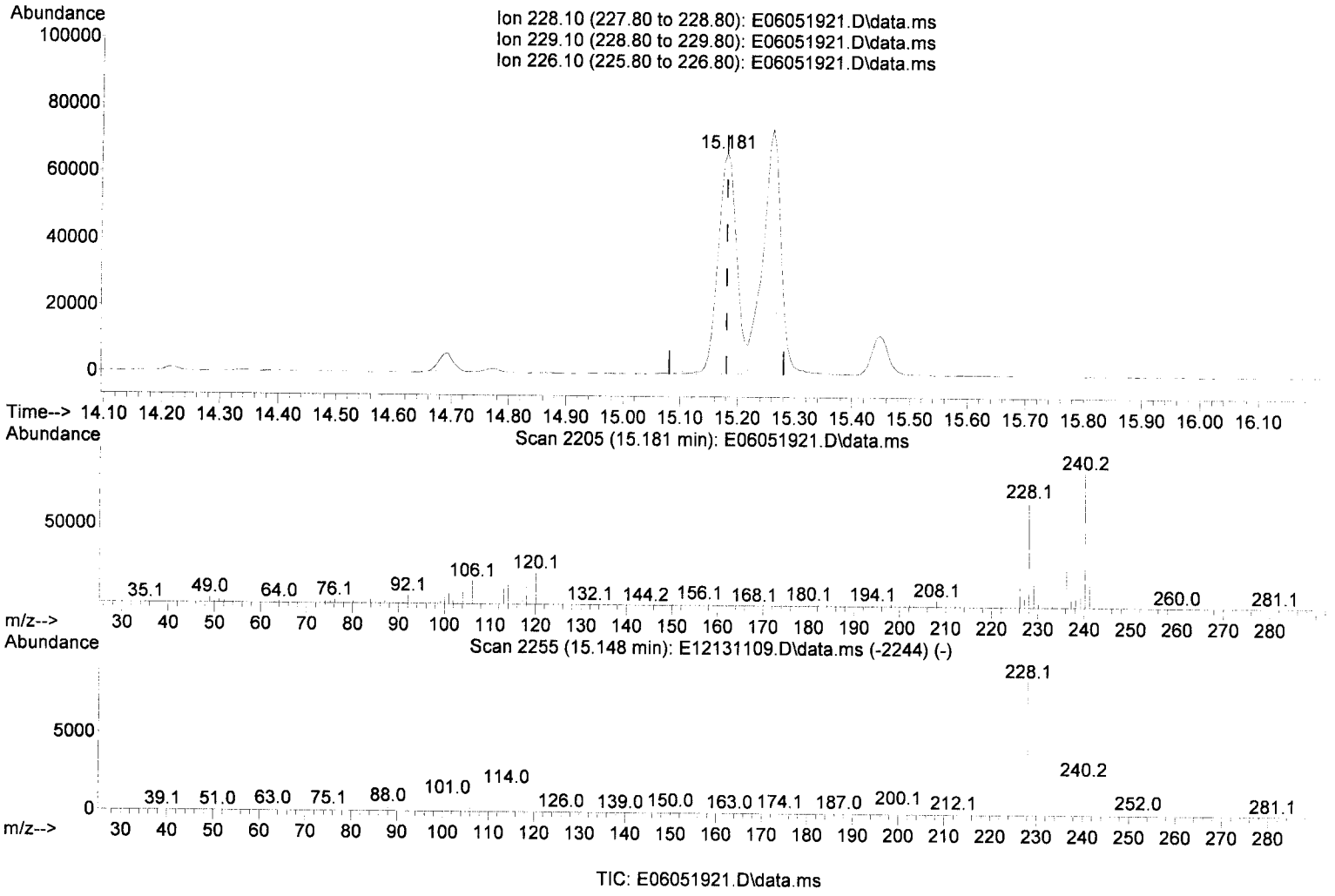

TIC: E06051921.D\data.ms

(83) Benz(a)anthracene (T)

15.181min (-0.000) 264.51 ng/ml

response 150782

Ion	Exp%	Act%
228.10	100.00	100.00
229.10	20.10	21.12
226.10	27.80	27.19
0.00	0.00	0.00

Quantitation Report (Qedit)

Data Path : W:\DATA\2019-06\9F05022\
Data File : E06051921.D
Acq On : 6 Jun 2019 1:39 am
Operator : JK/ AMS /DTH
Sample : A9E0838-13@40
Misc : 40x, 8270D LL PAH
ALS Vial : 20 Sample Multiplier: 1
DataAcq Meth:SV5_AQUISITION.M

Quant Time: Jun 06 07:43:23 2019
Quant Method : C:\msdchem\1\METHODS\SV5_013019R4.M
Quant Title : EPA 8270D: Semivolatile Organics
QLast Update : Fri May 31 15:11:51 2019
Response via : Initial Calibration
InstName : SV-GCMS5

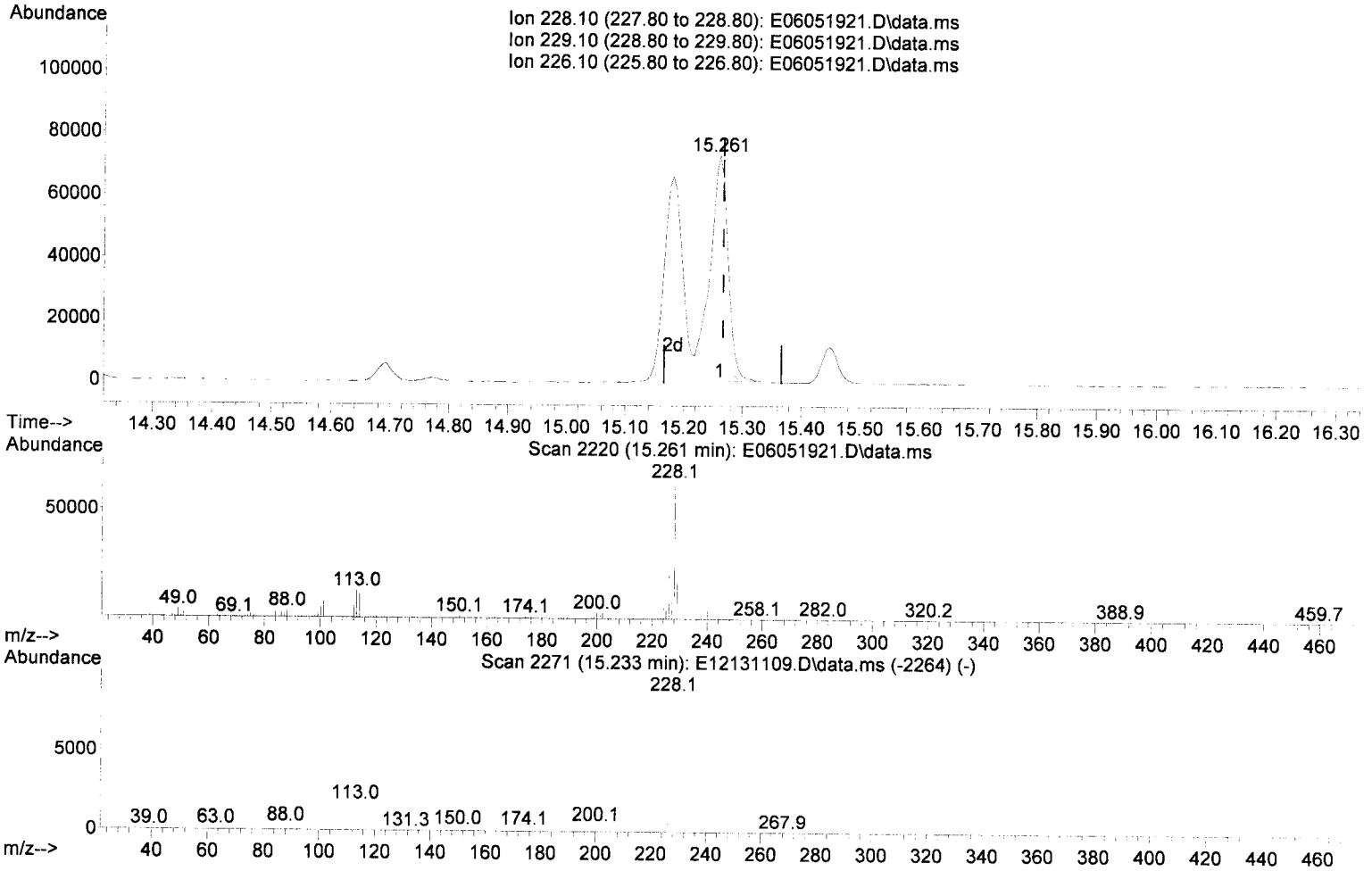

TIC: E06051921.D\data.ms

(84) Chrysene (T)

15.261min (-0.005) 290.16 ng/ml

response 157568

Ion	Exp%	Act%
228.10	100.00	100.00
229.10	20.00	21.99
226.10	29.80	27.92
0.00	0.00	0.00

Quantitation Report (Qedit)

Data Path : W:\DATA\2019-06\9F05022\
Data File : E06051921.D
Acq On : 6 Jun 2019 1:39 am
Operator : JK/ AMS /DTH
Sample : A9E0838-13@40
Misc : 40x, 8270D LL PAH
ALS Vial : 20 Sample Multiplier: 1
DataAcq Meth:SV5_AQUISITION.M

Quant Time: Jun 06 07:43:23 2019
Quant Method : C:\msdchem\1\METHODS\SV5_013019R4.M
Quant Title : EPA 8270D: Semivolatile Organics
QLast Update : Fri May 31 15:11:51 2019
Response via : Initial Calibration
InstName : SV-GCMS5

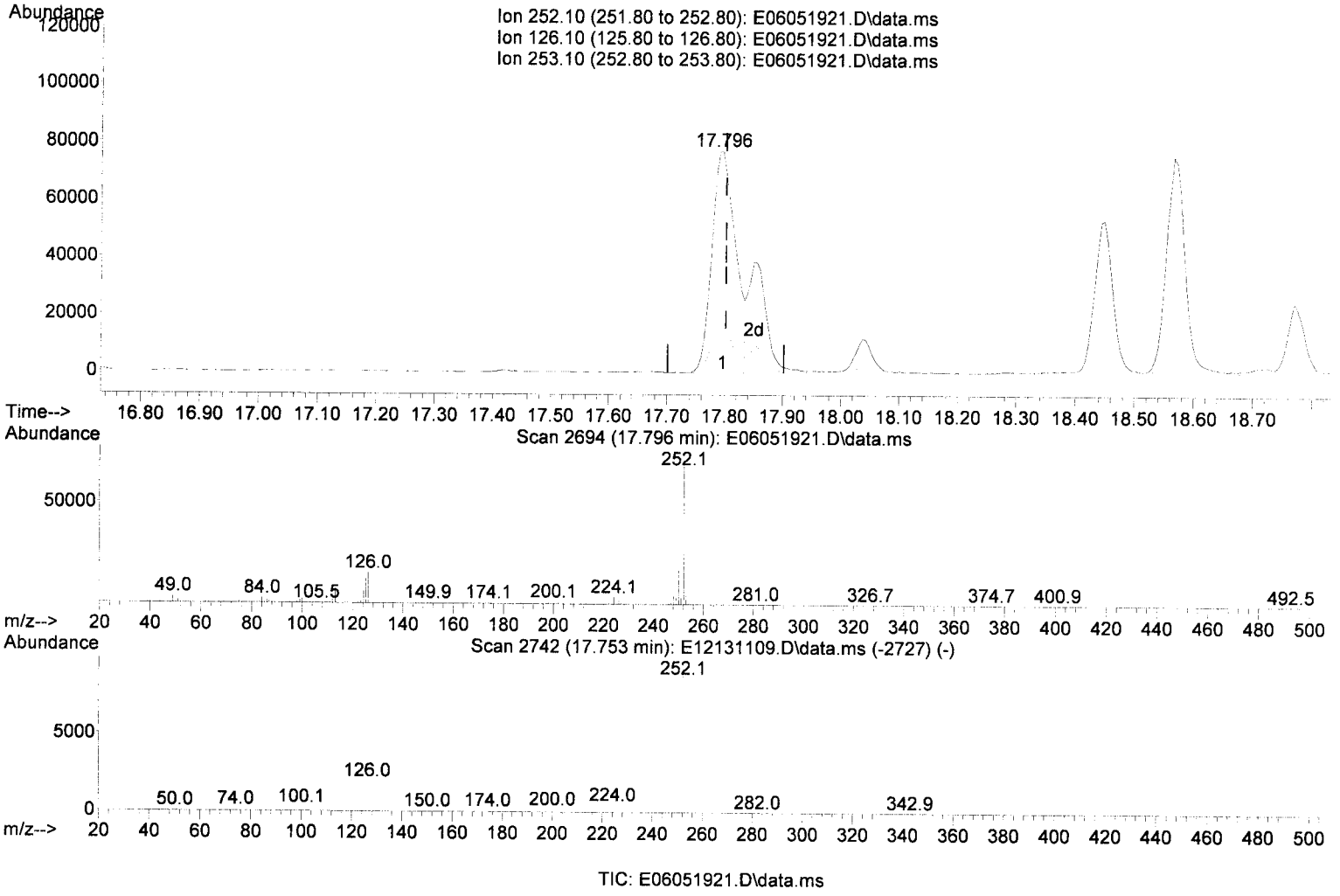

TIC: E06051921.D\data.ms

(88) Benzo(b)fluoranthene (T)

17.796min (-0.005) 469.71 ng/ml

response 217746

Ion	Exp%	Act%
252.10	100.00	100.00
126.10	21.80	19.45
253.10	22.40	23.13
0.00	0.00	0.00

MOS

Quantitation Report (Qedit)

Data Path : W:\DATA\2019-06\9F05022\
Data File : E06051921.D
Acq On : 6 Jun 2019 1:39 am
Operator : JK/ AMS /DTH
Sample : A9E0838-13@40
Misc : 40x, 8270D LL PAH
ALS Vial : 20 Sample Multiplier: 1
DataAcq Meth:SV5_AQUISITION.M

Quant Time: Jun 06 07:43:23 2019
Quant Method : C:\msdchem\1\METHODS\SV5_013019R4.M
Quant Title : EPA 8270D: Semivolatile Organics
QLast Update : Fri May 31 15:11:51 2019
Response via : Initial Calibration
InstName : SV-GCMS5

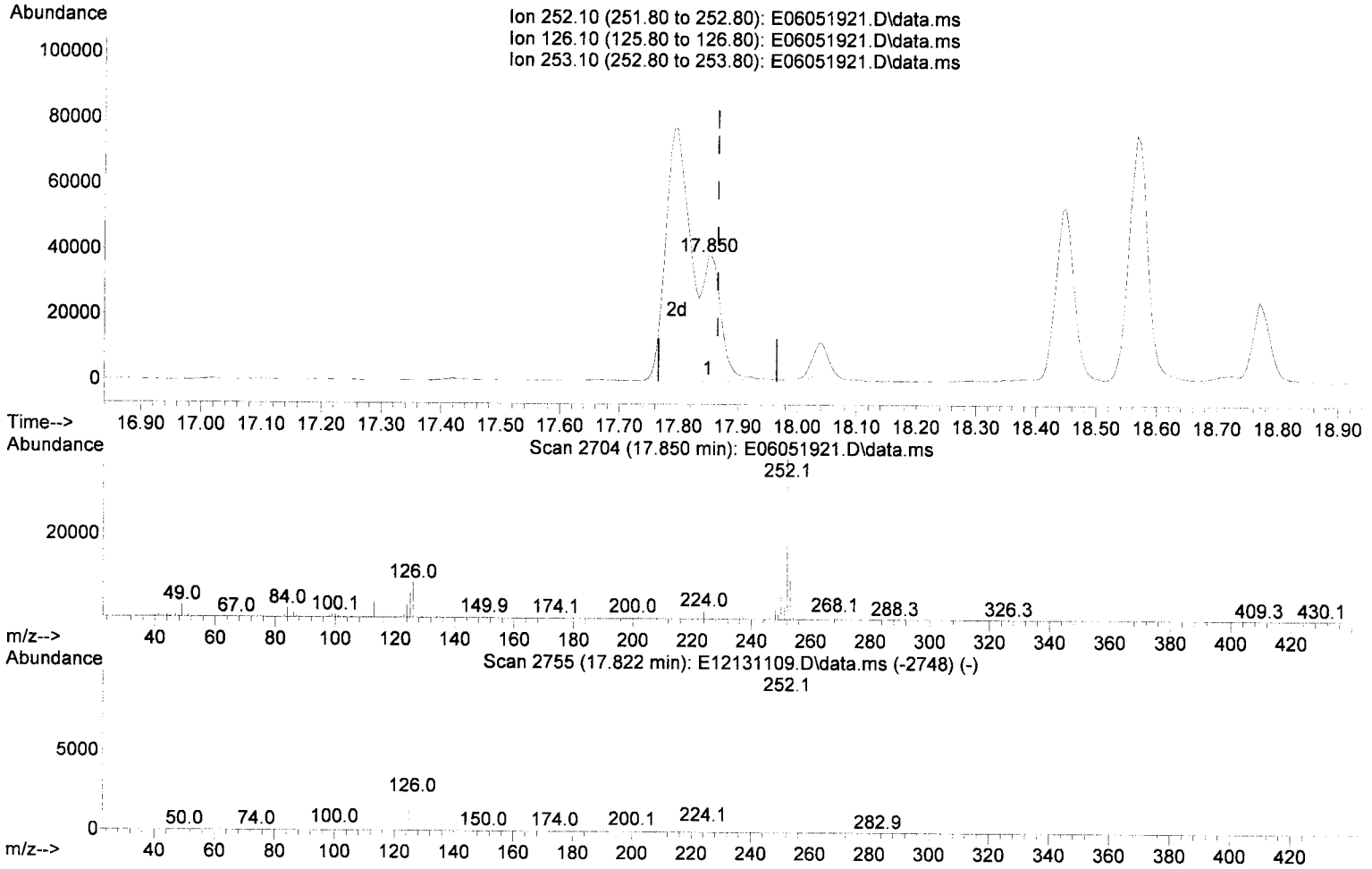

TIC: E06051921.D\data.ms

(89) Benzo(k)fluoranthene (T)

17.850min (-0.016) 186.93 ng/ml m

response 85161

Ion	Exp%	Act%
252.10	100.00	100.00
126.10	21.80	22.05
253.10	21.80	24.12
0.00	0.00	0.00

AMS 6/6/19 MOS

Quantitation Report (Qedit)

Data Path : W:\DATA\2019-06\9F05022\
Data File : E06051921.D
Acq On : 6 Jun 2019 1:39 am
Operator : JK/ AMS /DTH
Sample : A9E0838-13@40
Misc : 40x, 8270D LL PAH
ALS Vial : 20 Sample Multiplier: 1
DataAcq Meth:SV5_AQUISITION.M

Quant Time: Jun 06 07:43:23 2019
Quant Method : C:\msdchem\1\METHODS\SV5_013019R4.M
Quant Title : EPA 8270D: Semivolatile Organics
QLast Update : Fri May 31 15:11:51 2019
Response via : Initial Calibration
InstName : SV-GCMS5

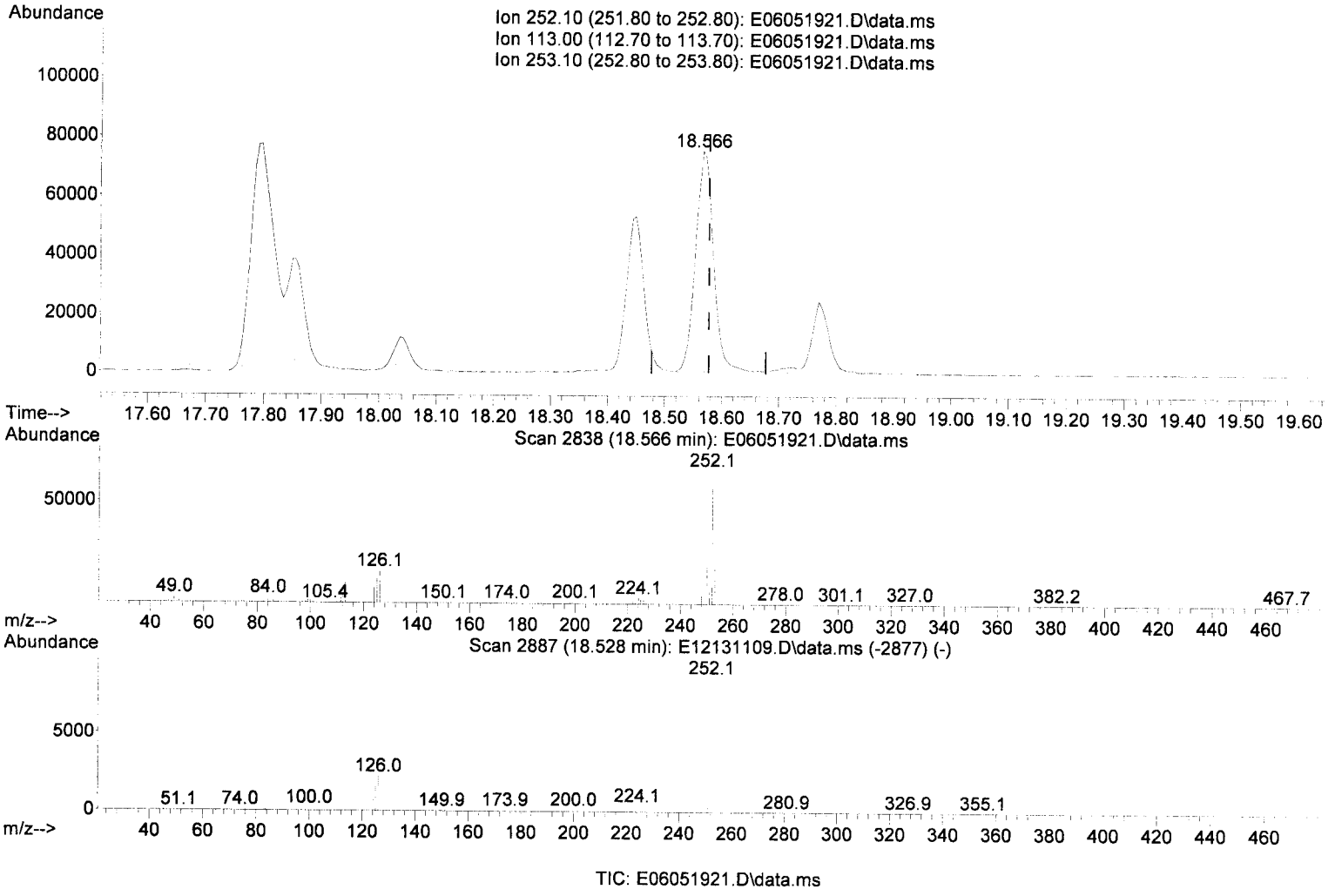

TIC: E06051921.D\data.ms

(92) Benzo(a)pyrene (T)

18.566min (-0.011) 389.59 ng/ml

response 163980

Ion	Exp%	Act%
252.10	100.00	100.00
113.00	12.70	13.13
253.10	21.70	22.65
0.00	0.00	0.00

Quantitation Report (Qedit)

Data Path : W:\DATA\2019-06\9F05022\
Data File : E06051921.D
Acq On : 6 Jun 2019 1:39 am
Operator : JK/ AMS /DTH
Sample : A9E0838-13@40
Misc : 40x, 8270D LL PAH
ALS Vial : 20 Sample Multiplier: 1
DataAcq Meth:SV5_AQUISITION.M

Quant Time: Jun 06 07:43:23 2019
Quant Method : C:\msdchem\1\METHODS\SV5_013019R4.M
Quant Title : EPA 8270D: Semivolatile Organics
QLast Update : Fri May 31 15:11:51 2019
Response via : Initial Calibration
InstName : SV-GCMS5

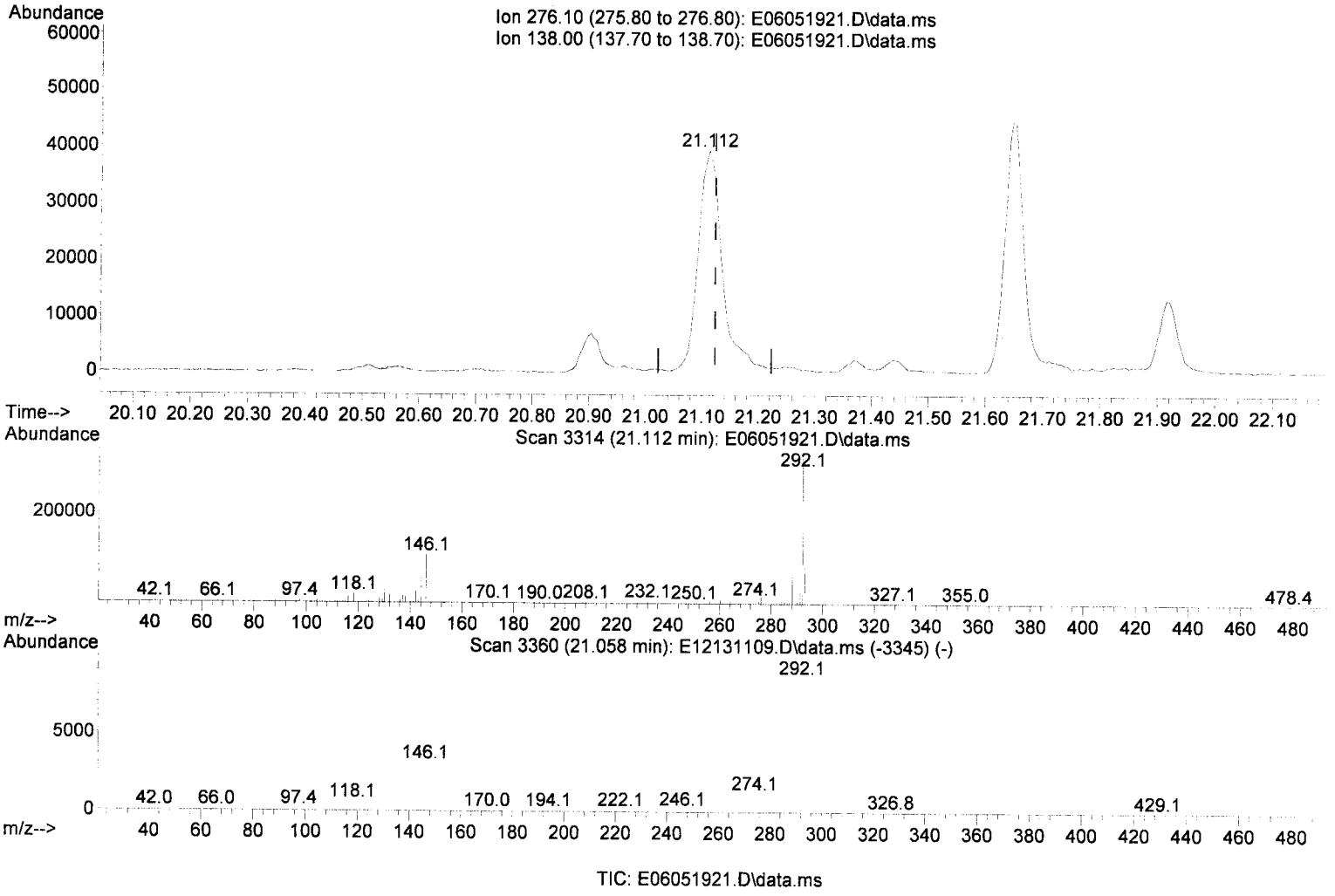

TIC: E06051921.D\data.ms

(95) Indeno(1,2,3-cd)pyrene (T)

21.112min (-0.011) 259.32 ng/ml

response 114995

Ion	Exp%	Act%
276.10	100.00	100.00
138.00	30.90	32.94
0.00	0.00	0.00
0.00	0.00	0.00

Quantitation Report (Qedit)

Data Path : W:\DATA\2019-06\9F05022\
Data File : E06051921.D
Acq On : 6 Jun 2019 1:39 am
Operator : JK/ AMS /DTH
Sample : A9E0838-13@40
Misc : 40x, 8270D LL PAH
ALS Vial : 20 Sample Multiplier: 1
DataAcq Meth:SV5_AQUISITION.M

Quant Time: Jun 06 07:43:23 2019
Quant Method : C:\msdchem\1\METHODS\SV5_013019R4.M
Quant Title : EPA 8270D: Semivolatile Organics
QLast Update : Fri May 31 15:11:51 2019
Response via : Initial Calibration
InstName : SV-GCMS5

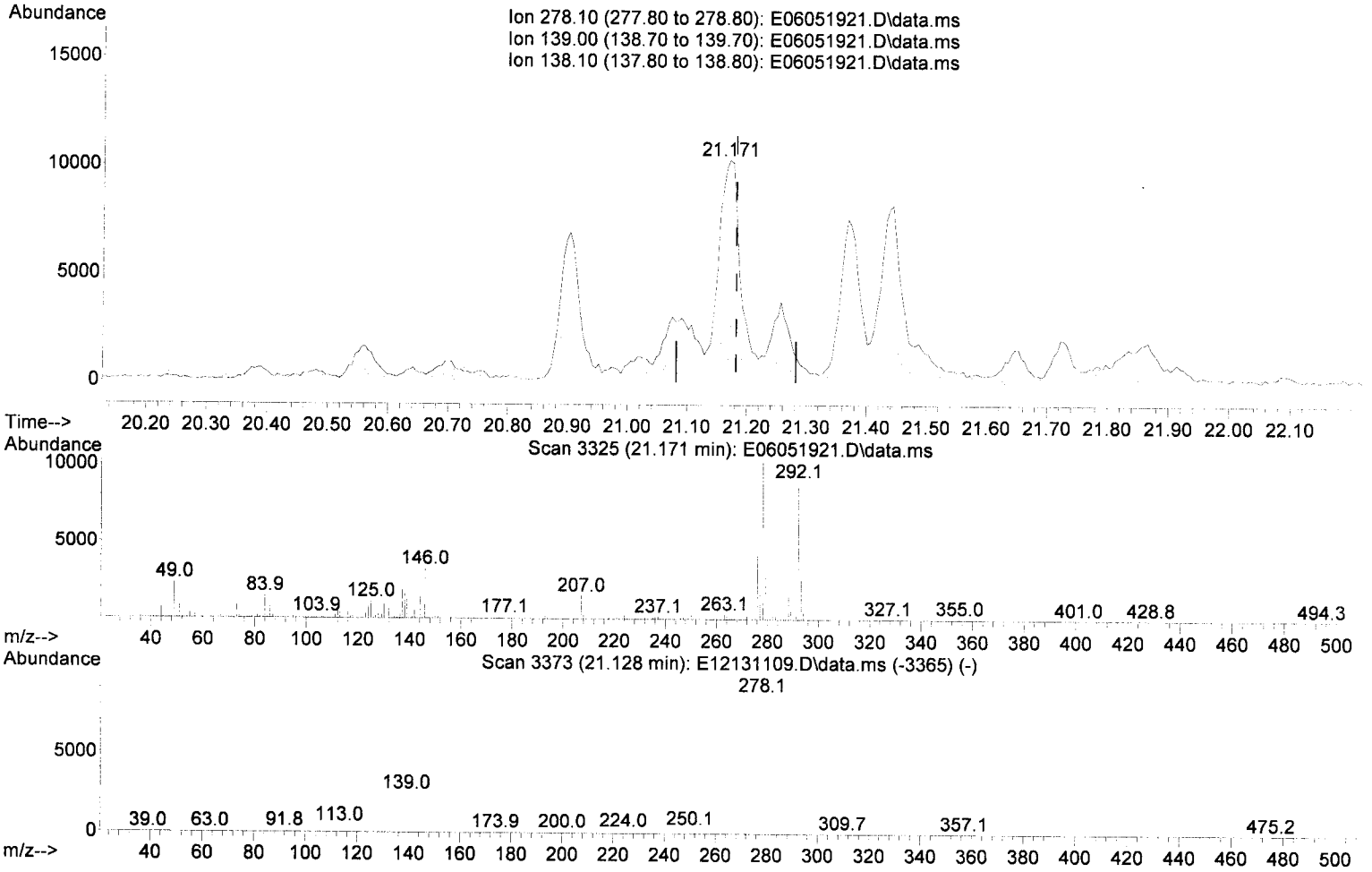

TIC: E06051921.D\data.ms

(96) Dibenz(a,h)anthracene (T)

21.171min (-0.011) 51.43 ng/ml

response 20887

Ion	Exp%	Act%
278.10	100.00	100.00
139.00	25.60	25.15
138.10	17.70	26.65
0.00	0.00	0.00

Quantitation Report (Qedit)

Data Path : W:\DATA\2019-06\9F05022\
Data File : E06051921.D
Acq On : 6 Jun 2019 1:39 am
Operator : JK/ AMS /DTH
Sample : A9E0838-13@40
Misc : 40x, 8270D LL PAH
ALS Vial : 20 Sample Multiplier: 1
DataAcq Meth:SV5_AQUISITION.M

Quant Time: Jun 06 07:43:23 2019
Quant Method : C:\msdchem\1\METHODS\SV5_013019R4.M
Quant Title : EPA 8270D: Semivolatile Organics
QLast Update : Fri May 31 15:11:51 2019
Response via : Initial Calibration
InstName : SV-GCMS5

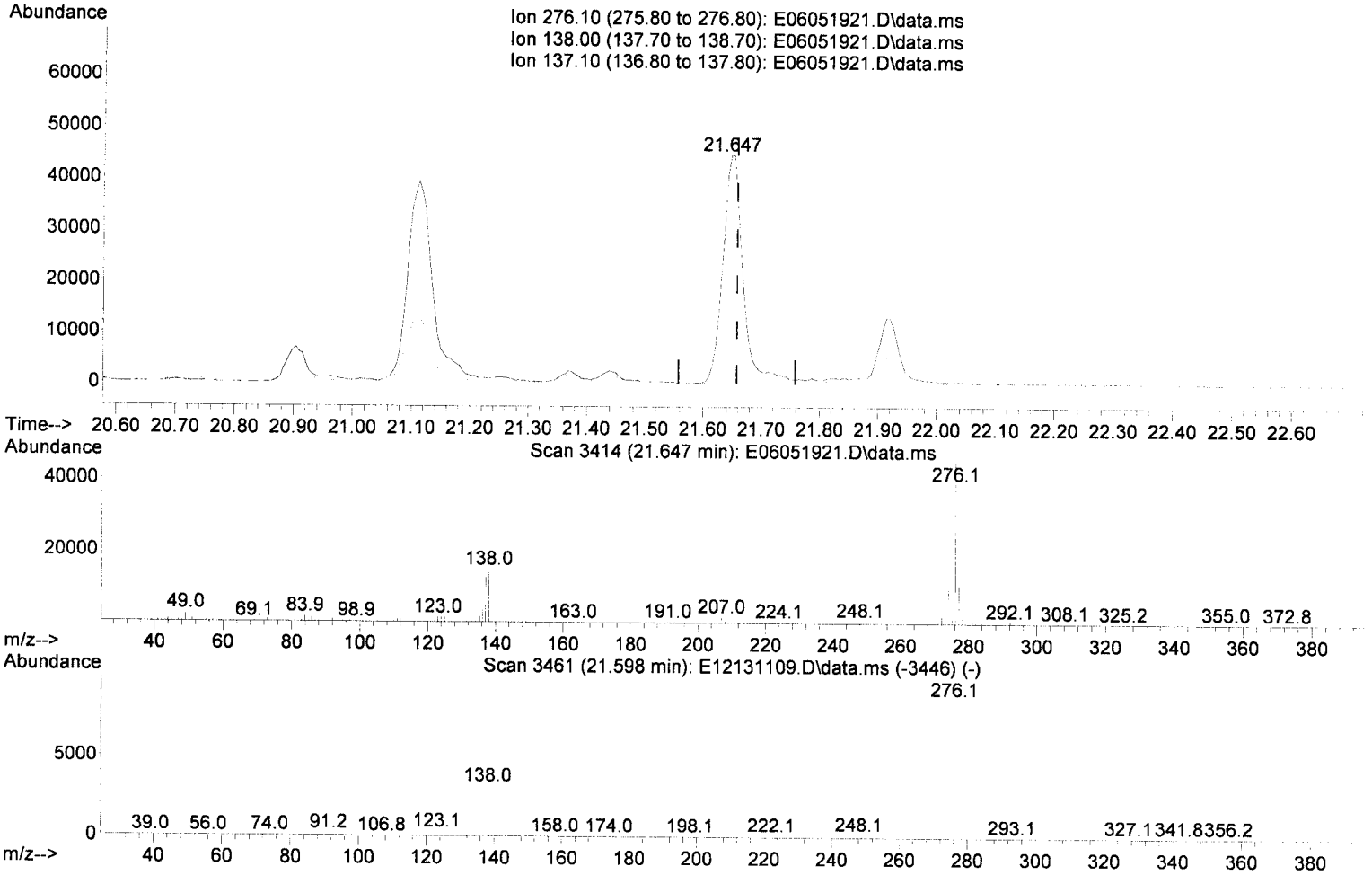

TIC: E06051921.D\data.ms

(97) Benzo(g,h,i)perylene (T)

21.647min (-0.011) 243.21 ng/ml

response 106179

Ion	Exp%	Act%
276.10	100.00	100.00
138.00	45.90	32.94
137.10	39.00	28.03
0.00	0.00	0.00

Quantitation Report (Not Reviewed)

Data Path : C:\msdchem\1\DATA\2019-06\9F05022\
Data File : E06051921.D
Acq On : 6 Jun 2019 1:39 am
Operator : JK/ AMS /DTH
Sample : A9E0838-13@40
Misc : 40x, 8270D LL PAH
ALS Vial : 20 Sample Multiplier: 1
DataAcq Meth:SV5_AQUISITION.M

Quant Time: Jun 06 07:43:23 2019
Quant Method : C:\msdchem\1\METHODS\SV5_013019R4.M
Quant Title : EPA 8270D: Semivolatile Organics
QLast Update : Fri May 31 15:11:51 2019
Response via : Initial Calibration
InstName : SV-GCMS5



APEX LABORATORIES, LLC
12232 SW Garden Place Tigard OR 97223
phone 503-718-2323
fax 503-718-0333

Semivolatile Organic Compounds (PAHs) by EPA 8270D
Benchsheet & Analysis Sequence Data

Sequence 9F06012 (A9E0838-14,16RE1)

ELEMENT SEQUENCE LOG

Apex Laboratories

Sequence:	**9F06012**	Instrument:	**SV-GCMS5**
Date:	**06/06/19 08:19**	Calibration:	**A9A3103**

#	Lab Number	Matrix	Analysis	Client	Due	Batch	ISTD ID	STD ID
1	9F06012-TUN1	Water	QC	QC			A19B027	A19E333
2	9F06012-IBL1	Water	QC	QC			A19B027	
3	9F06012-CCV1	Water	QC	QC			A19B027	A19C237
4	9F06012-CCB1	Water	QC	QC			A19B027	
5	A9E0838-14	Sediment	8270D LL PAH/PHTH/Phenols	Anchor QEA, LLC	06/07/19	9060602	A19B027	
6	A9E0766-04RE1	Sediment	8270D LL PAH/PHTH/Phenols	Anchor QEA, LLC	06/06/19	9060602	A19B027	
7	A9E0927-05	Sediment	8270D LL PAH/PHTH/Phenols	Anchor QEA, LLC	06/10/19	9060602	A19B027	
8	9060602-MS4	Sediment	QC	QC		9060602	A19B027	
9	9060602-MSD4	Sediment	QC	QC		9060602	A19B027	
10	A9E0766-06RE1	Sediment	8270D LL PAH/PHTH/Phenols	Anchor QEA, LLC	06/06/19	9060602	A19B027	
11	A9E0766-07RE1	Sediment	8270D LL PAH/PHTH/Phenols	Anchor QEA, LLC	06/06/19	9060602	A19B027	
12	A9E0766-03RE1	Sediment	8270D LL PAH/PHTH/Phenols	Anchor QEA, LLC	06/06/19	9060602	A19B027	
13	A9E0922-09	Sediment	8270D LL PAH/PHTH/Phenols	Anchor QEA, LLC	06/12/19	9060602	A19B027	
14	A9E0922-10	Sediment	8270D LL PAH/PHTH/Phenols	Anchor QEA, LLC	06/12/19	9060602	A19B027	
15	A9E0927-02	Sediment	8270D LL PAH/PHTH/Phenols	Anchor QEA, LLC	06/10/19	9060602	A19B027	
16	A9E0927-03	Sediment	8270D LL PAH/PHTH/Phenols	Anchor QEA, LLC	06/10/19	9060602	A19B027	
17	A9E0927-04	Sediment	8270D LL PAH/PHTH/Phenols	Anchor QEA, LLC	06/10/19	9060602	A19B027	
18	A9E0838-16RE1	Sediment	8270D LL PAH/PHTH/Phenols	Anchor QEA, LLC	06/07/19	9060602	A19B027	
19	A9F0145-06	Water	625 Full List (Scan)	PCC Structurals	06/11/19	9060655	A19B027	
20	A9F0145-06RE1	Water	625 Full List (Scan)	PCC Structurals	06/11/19	9060655	A19B027	
21	9F06012-IBL2	Water	QC	QC			A19B027	

Data Entered By: AMS 6/7/19

Data Reviewed By: [illegible] 6/7/19

Comments:

Data Path : C:\msdchem\1\DATA\2019-06\9F06012\
Data File : E06061901.D
Acq On : 6 Jun 2019 8:30 am
Operator : JK/ AMS /DTH
Sample : 9F06012-TUN1
Misc : 1x, A19E333 DFTPP@45
ALS Vial : 1 Sample Multiplier: 1

Integration File: rteint.p

DTK 6/6/19

Method : C:\msdchem\1\METHODS\DFTPP-8270.M
Title : 8270 DFTPP Tune Method
Last Update : Wed May 15 13:49:43 2019

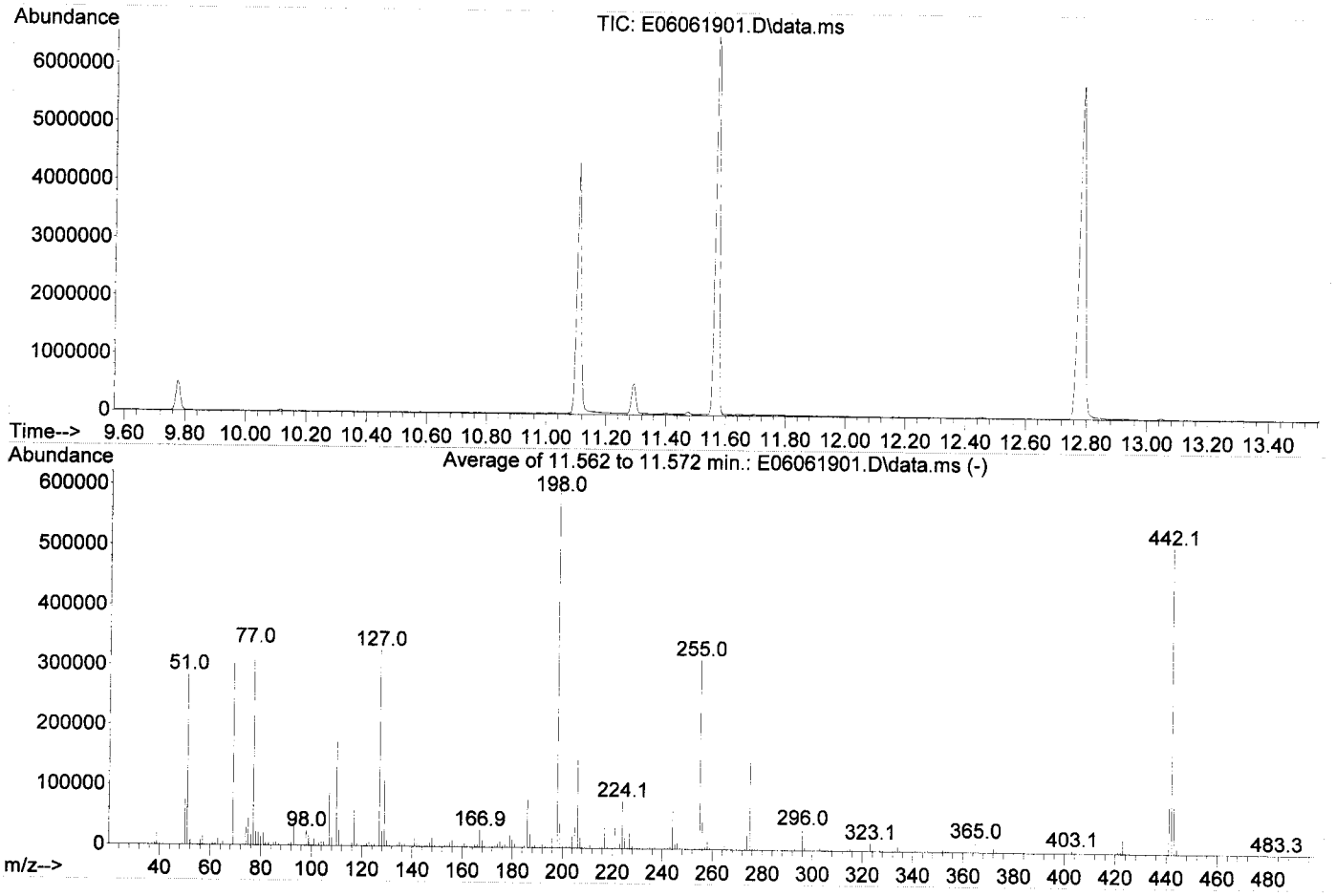

AutoFind: Scans 1491, 1492, 1493; Background Corrected with Scan 1487

Target Mass	Rel. to Mass	Lower Limit%	Upper Limit%	Rel. Abn%	Raw Abn	Result Pass/Fail
51	198	10	80	47.7	283942	PASS
68	69	0.00	2	0.0	0	PASS
69	198	0.00	100	50.9	302920	PASS
70	69	0.00	2	0.5	1475	PASS
127	198	10	80	54.9	326635	PASS
197	198	0.00	2	0.0	0	PASS
198	198	100	100	100.0	594877	PASS
199	198	5	9	6.8	40363	PASS
275	198	10	60	25.3	150691	PASS
365	198	1	100	2.9	17361	PASS
441	442	0.01	24	15.4	78147	PASS
442	198	50	200	85.4	507925	PASS
443	442	15	24	19.3	98277	PASS

Data Path : C:\msdchem\1\DATA\2019-06\9F06012\
Data File : E06061901.D
Acq On : 6 Jun 2019 8:30 am
Operator : JK/ AMS /DTH
Sample : 9F06012-TUN1
Misc : 1x, A19E333 DFTPP@45
ALS Vial : 1 Sample Multiplier: 1

Integration File: rteint.p

Method : C:\msdchem\1\METHODS\DFTPP-625.M
Title : 8270 DFTPP Tune Method
Last Update : Tue May 21 14:24:55 2019

AMS 6/7/19

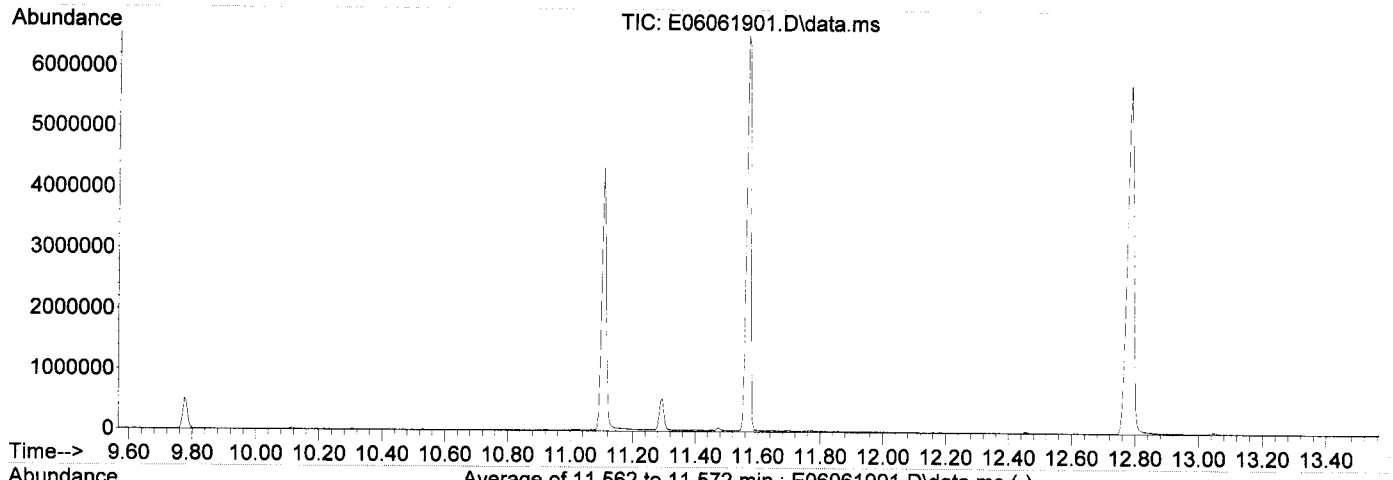

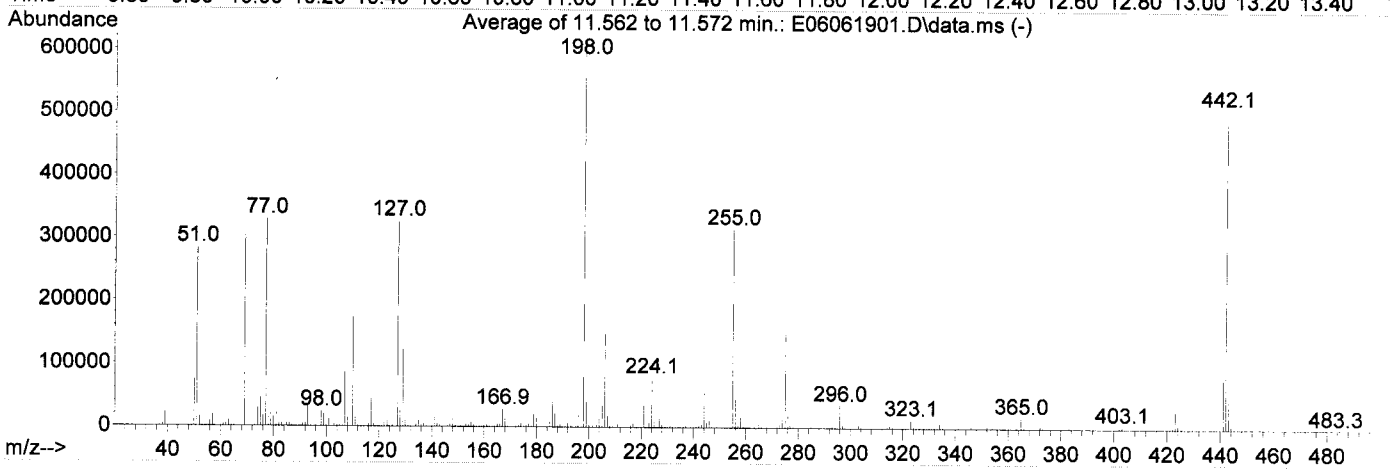

AutoFind: Scans 1491, 1492, 1493; Background Corrected with Scan 1487

Target Mass	Rel. to Mass	Lower Limit%	Upper Limit%	Rel. Abn%	Raw Abn	Result Pass/Fail
51	198	30	60	47.7	283942	PASS
68	69	0.00	2	0.0	0	PASS
69	198	0.00	100	50.9	302920	PASS
70	69	0.00	2	0.5	1475	PASS
127	198	40	60	54.9	326635	PASS
197	198	0.00	1	0.0	0	PASS
198	198	100	100	100.0	594877	PASS
199	198	5	9	6.8	40363	PASS
275	198	10	30	25.3	150691	PASS
365	198	1	100	2.9	17361	PASS
441	443	0.01	100	79.5	78147	PASS
442	198	40	100	85.4	507925	PASS
443	442	17	23	19.3	98277	PASS

Quantitation Report (Not Reviewed)

Data Path : C:\msdchem\1\DATA\2019-06\9F06012\
Data File : E06061901.D
Acq On : 6 Jun 2019 8:30 am
Operator : JK/ AMS /DTH
Sample : 9F06012-TUN1
Misc : 1x, A19E333 DFTPP@45
ALS Vial : 1 Sample Multiplier: 1
DataAcq Meth:DFTPP-8270.M

Quant Time: Jun 06 08:53:32 2019
Quant Method : C:\msdchem\1\METHODS\DFTPP-8270.M
Quant Title : 8270 DFTPP Tune Method
QLast Update : Wed May 15 13:49:43 2019
Response via : Initial Calibration
InstName : SV-GCMS5

DTH 6/6/19

Compound	R.T.	QIon	Response	Conc	Units	Dev(Min)
Internal Standards						
1) 1,4-Dichlorobenzene-d4	6.743	150	93577	2.00	ug/mL	0.00
2) Naphthalene-d8	8.000	136	214488	2.00	ug/mL	0.00
3) Acenaphthene-d10	9.775	162	107307	2.00	ug/mL	-0.01
5) Phenanthrene-d10	11.294	188	196956	2.00	ug/mL	0.00
11) Chrysene-d12	15.070	240	170102	2.00	ug/mL	-0.01
12) Perylene-d12	17.049	264	137563	2.00	ug/mL	0.00
13) Dibenz(a,h)anthracene-...	18.333	292	124847	2.00	ug/mL	-0.01
Target Compounds						Qvalue
4) Pentachlorophenol	11.107	266	484071	47.77	ug/mL	97
6) DFTPP	11.572	442	633727	39.86	ug/mL	88
7) Benzidine	12.787	184	3110125	44.39	ug/mL	94
8) 4,4-DDE	13.049	TIC	33935	No Calib		
9) 4,4-DDD	13.583	TIC	240998	No Calib		
10) 4,4-DDT	14.172	TIC	8324430	41.22	ug/mL	97

(#) = qualifier out of range (m) = manual integration (+) = signals summed

Quantitation Report (Qedit)

Data Path : C:\msdchem\1\DATA\2019-06\9F06012\
Data File : E06061901.D
Acq On : 6 Jun 2019 8:30 am
Operator : JK/ AMS /DTH
Sample : 9F06012-TUN1
Misc : 1x, A19E333 DFTPP@45
ALS Vial : 1 Sample Multiplier: 1
DataAcq Meth:DFTPP-8270.M

Quant Time: Jun 06 08:53:32 2019
Quant Method : C:\msdchem\1\METHODS\DFTPP-8270.M
Quant Title : 8270 DFTPP Tune Method
QLast Update : Wed May 15 13:49:43 2019
Response via : Initial Calibration
InstName : SV-GCMS5

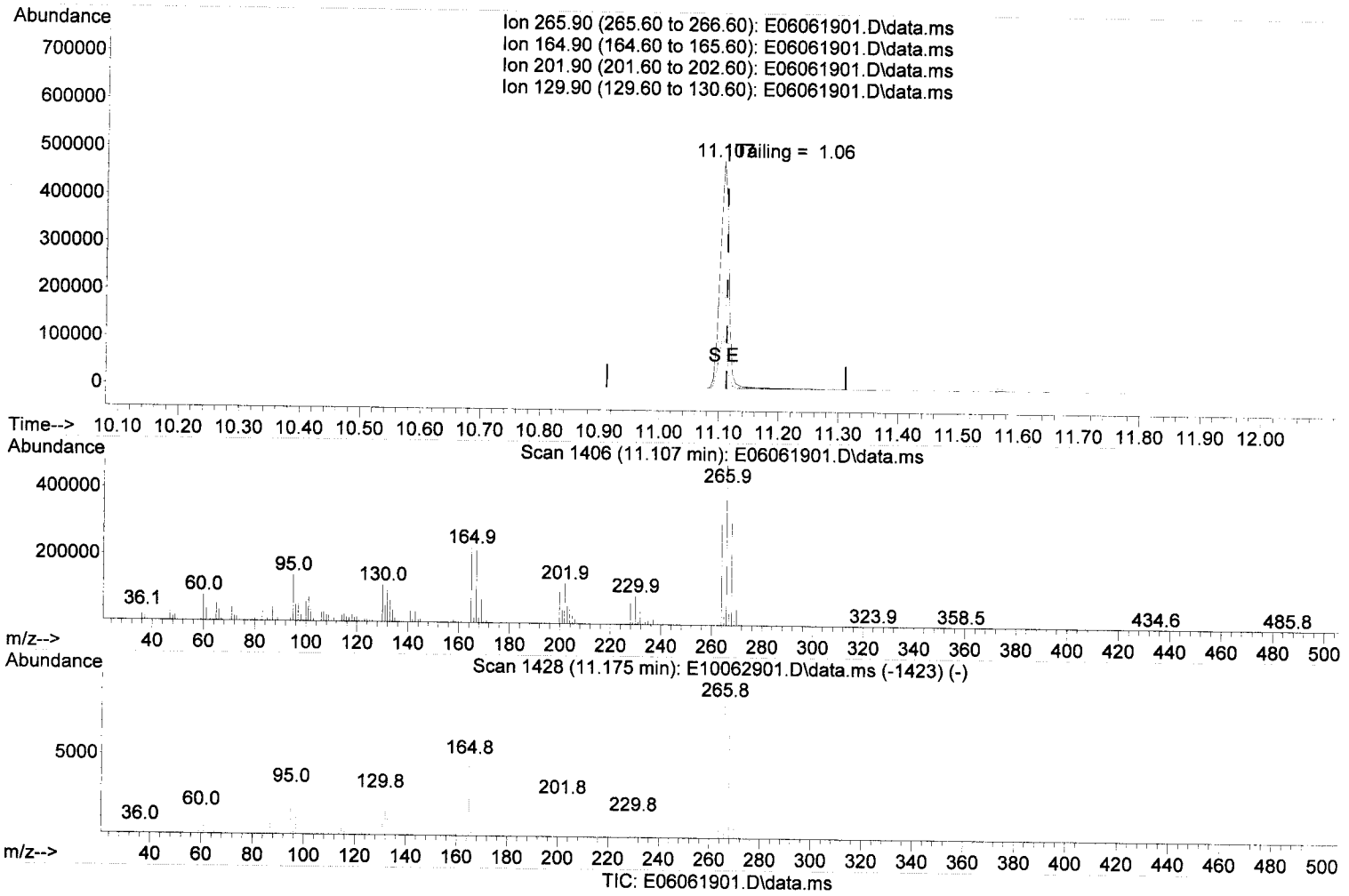

TIC: E06061901.D\data.ms

(4) Pentachlorophenol

11.107min (-0.005) 47.77 ug/mL

response 484071

Ion	Exp%	Act%
265.90	100.00	100.00
164.90	47.60	47.08
201.90	23.20	25.17
129.90	27.10	23.10

Quantitation Report (Qedit)

Data Path : C:\msdchem\1\DATA\2019-06\9F06012\
Data File : E06061901.D
Acq On : 6 Jun 2019 8:30 am
Operator : JK/ AMS /DTH
Sample : 9F06012-TUN1
Misc : 1x, A19E333 DFTPP@45
ALS Vial : 1 Sample Multiplier: 1
DataAcq Meth:DFTPP-8270.M

Quant Time: Jun 06 08:53:32 2019
Quant Method : C:\msdchem\1\METHODS\DFTPP-8270.M
Quant Title : 8270 DFTPP Tune Method
QLast Update : Wed May 15 13:49:43 2019
Response via : Initial Calibration
InstName : SV-GCMS5

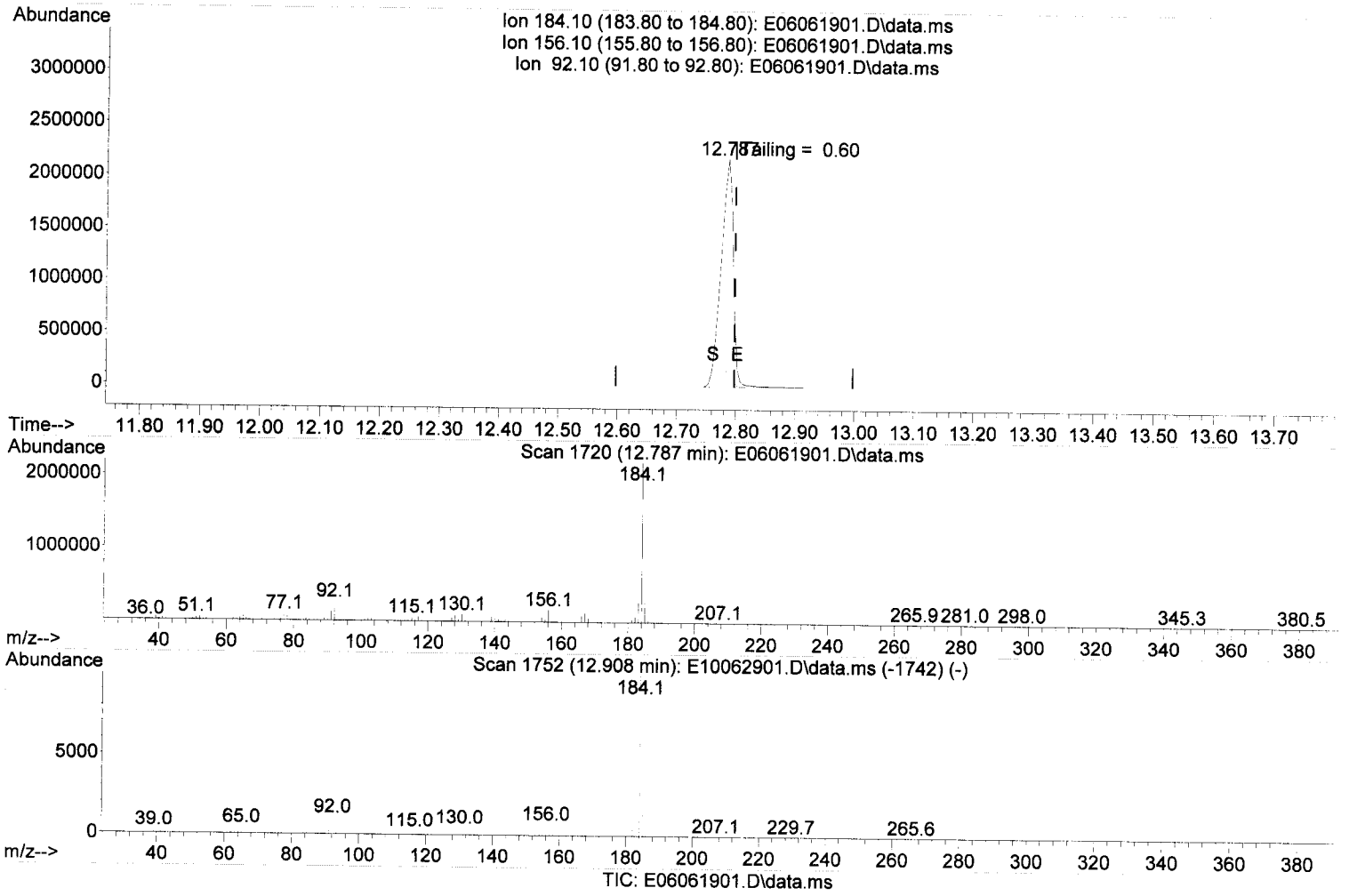

(7) Benzidine

12.787min (-0.011) 44.39 ug/mL

response 3110125

Ion	Exp%	Act%
184.10	100.00	100.00
156.10	8.50	7.44
92.10	8.20	11.80
0.00	0.00	0.00

DDT Breakdown Check (Validated 5/1/2013)

From:
9F06012-TUN1
SV-GCMS5

First Column Area Counts		Percent Breakdown	
DDE	33935		
DDD	240998		
DDT	8324430	**3.2**	**PASS**

Breakdown must be less than 20% to accept sample data.

Quantitation Report (Not Reviewed)

Data Path : C:\msdchem\1\DATA\2019-06\9F06012\
Data File : E06061901.D
Acq On : 6 Jun 2019 8:30 am
Operator : JK/ AMS /DTH
Sample : 9F06012-TUN1
Misc : 1x, A19E333 DFTPP@45
ALS Vial : 1 Sample Multiplier: 1
DataAcq Meth:DFTPP-8270.M

Quant Time: Jun 06 08:53:32 2019
Quant Method : C:\msdchem\1\METHODS\DFTPP-8270.M
Quant Title : 8270 DFTPP Tune Method
QLast Update : Wed May 15 13:49:43 2019
Response via : Initial Calibration
InstName : SV-GCMS5

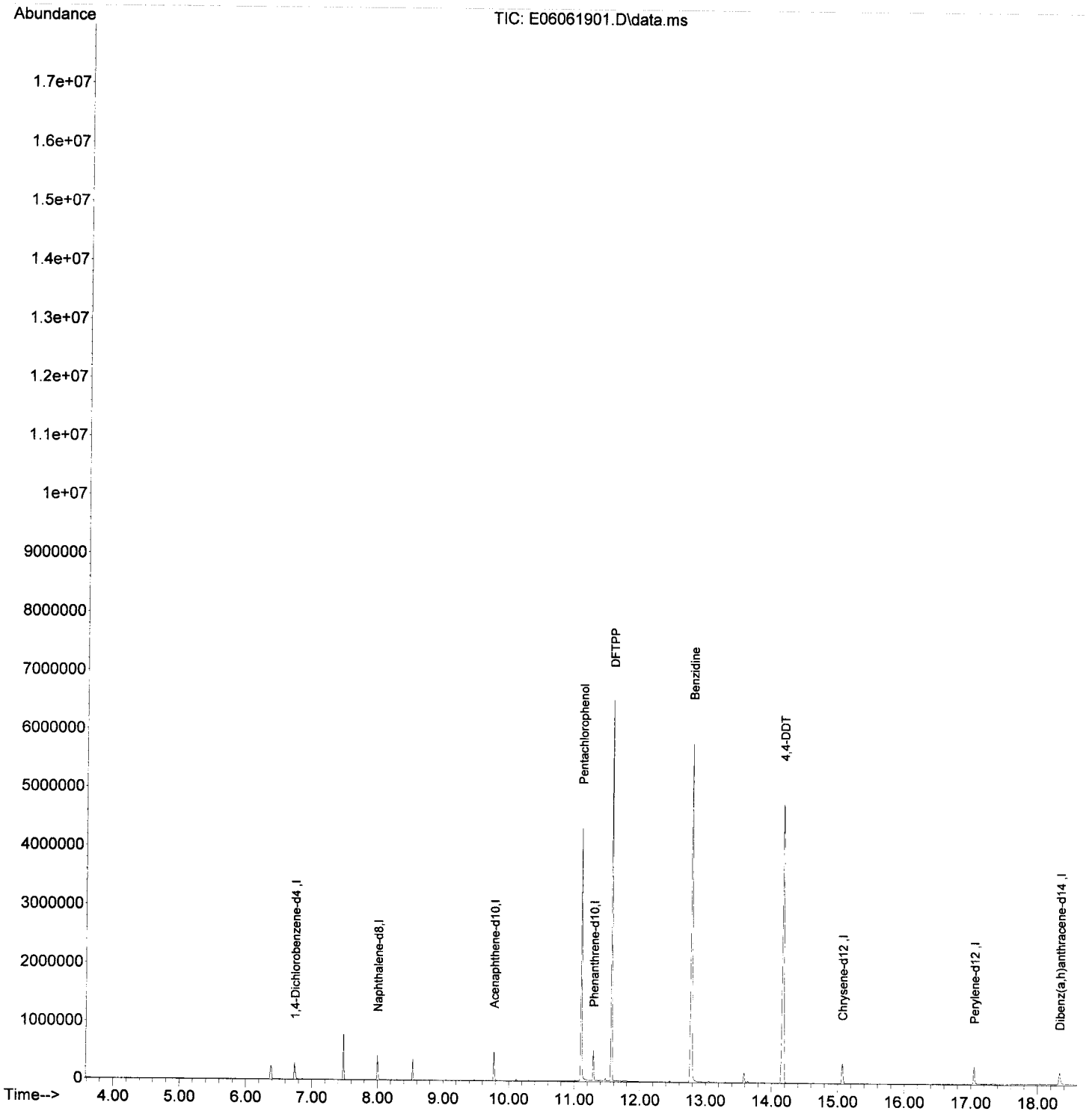

Evaluate Continuing Calibration Report

Data Path : C:\msdchem\1\DATA\2019-06\9F06012\
Data File : E06061903.D
Acq On : 6 Jun 2019 9:37 am
Operator : JK/ AMS /DTH
Sample : 9F06012-CCV1
Misc : 1x, A19C237@1000
ALS Vial : 2 Sample Multiplier: 1
DataAcq Meth:SV5_AQUISITION.M

Quant Time: Jun 06 12:13:47 2019
Quant Method : C:\msdchem\1\METHODS\SV5_013019R4.M
Quant Title : EPA 8270D: Semivolatile Organics
QLast Update : Fri May 31 15:11:51 2019
Response via : Initial Calibration
InstName : SV-GCMS5

DTH 6/6/19

Min. RRF : 0.000 Min. Rel. Area : 50% Max. R.T. Dev 0.50min
Max. RRF Dev : 20% Max. Rel. Area : 200%

		Compound	Amount	Calc.	%Dev	Area%	Dev(min)
1	I	1,4-Dichlorobenzene-d4 (IST	2000.000	2000.000	0.0	93	-0.01
2	T	N-Nitrosodimethylamine	1000.000	1044.081	-4.4	96	-0.06
3	T	Pyridine	1000.000	1041.940	-4.2	96	-0.08
4	S	2-Fluorophenol (Surr)	1000.000	1018.160	-1.8	91	-0.04
5	S	Phenol-d6(Surr)	1000.000	1062.930	-6.3	97	-0.02
6	T	Phenol	1000.000	1064.218	-6.4	98	-0.02
7	T	Aniline	1000.000	980.472	2.0	94	-0.01
8	T	Bis(2-chloroethyl) ether	1000.000	1054.206	-5.4	98	-0.01
9	T	2-Chlorophenol	1000.000	1062.765	-6.3	96	-0.02
10	T	1,3-Dichlorobenzene	1000.000	1009.399	-0.9	95	-0.01
11	T	1,4-Dichlorobenzene	1000.000	1011.102	-1.1	94	-0.01
12	T	Benzyl alcohol	1000.000	1051.401	-5.1	97	0.00
13	T	1,2-Dichlorobenzene	1000.000	1028.493	-2.8	96	-0.01
14	T	2-Methylphenol	1000.000	1077.083	-7.7	99	-0.01
15	T	2,2'-Oxybis(1-Chloropropane	1000.000	1182.902	-18.3	110	0.00
16	T	N-Nitrosodi-n-propylamine	1000.000	1128.682	-12.9	104	0.00
17	T	3+4-Methylphenol	1000.000	1112.586	-11.3	101	0.00
18	T	Hexachloroethane	1000.000	999.643	0.0	93	-0.01
19	S	Nitrobenzene-d5 (Surr)	1000.000	1114.852	-11.5	106	0.00
20	T	Nitrobenzene	1000.000	1156.274	-15.6	104	0.00
21	I	Naphthalene-d8 (ISTD)	2000.000	2000.000	0.0	99	0.00
22	T	Isophorone	1000.000	1080.608	-8.1	102	0.00
23	T	2-Nitrophenol	1000.000	1147.677	-14.8	111	0.00
24	T	2,4-Dimethylphenol	1000.000	994.844	0.5	96	0.00
25	T	Bis(2-chloroethoxy) methane	1000.000	1022.937	-2.3	100	0.00
26	T	Benzoic acid	2000.000	2531.139	-26.6#	147	0.01
27	T	2,4-Dichlorophenol	1000.000	1113.426	-11.3	108	0.00
28	T	1,2,4-Trichlorobenzene	1000.000	1041.359	-4.1	104	0.00
29	T	Naphthalene	1000.000	1001.012	-0.1	100	0.00
30	T	4-Chloroaniline	1000.000	1049.824	-5.0	107	0.00
31	T	Hexachlorobutadiene	1000.000	1110.525	-11.1	108	0.00
32	T	4-Chloro-3-methylphenol	1000.000	1127.953	-12.8	114	0.00
33	T	2-Methylnaphthalene	1000.000	1058.099	-5.8	105	0.00
34	T	1-Methylnaphthalene	1000.000	1054.703	-5.5	104	0.00
35	I	Acenaphthene-d10 (ISTD)	2000.000	2000.000	0.0	109	0.00
36	T	Hexachlorocyclopentadiene	1000.000	1137.130	-13.7	114	0.00
37	T	2,4,6-Trichlorophenol	1000.000	1157.503	-15.8	121	0.00
38	T	2,4,5-Trichlorophenol	1000.000	1162.634	-16.3	123	0.00
39	T	1,1'-Biphenyl	1000.000	1006.653	-0.7	108	0.00
40	S	2-Fluorobiphenyl (Surr)	1000.000	1018.558	-1.9	110	0.00
41	T	2-Chloronaphthalene	1000.000	999.624	0.0	110	0.00
42	T	2-Nitroaniline	1000.000	1056.951	-5.7	120	0.00
43	T	2,6-Dimethylnaphthalene	1000.000	1017.628	-1.8	107	0.00
44	T	1,4-Dinitrobenzene	1000.000	1262.832	-26.3#	152	0.00
45	T	Dimethyl phthalate	1000.000	1081.960	-8.2	115	0.00
46	T	1,3-Dinitrobenzene	1000.000	1187.887	-18.8	139	0.00
47	T	2,6-Dinitrotoluene	1000.000	1146.218	-14.6	125	0.00

Evaluate Continuing Calibration Report

Data Path : C:\msdchem\1\DATA\2019-06\9F06012\
Data File : E06061903.D
Acq On : 6 Jun 2019 9:37 am
Operator : JK/ AMS /DTH
Sample : 9F06012-CCV1
Misc : 1x, A19C237@1000
ALS Vial : 2 Sample Multiplier: 1
DataAcq Meth:SV5_AQUISITION.M

Quant Time: Jun 06 12:13:47 2019
Quant Method : C:\msdchem\1\METHODS\SV5_013019R4.M
Quant Title : EPA 8270D: Semivolatile Organics
QLast Update : Fri May 31 15:11:51 2019
Response via : Initial Calibration
InstName : SV-GCMS5

Min. RRF : 0.000 Min. Rel. Area : 50% Max. R.T. Dev 0.50min
Max. RRF Dev : 20% Max. Rel. Area : 200%

		Compound	Amount	Calc.	%Dev	Area%	Dev(min)
48	T	1,2-Dinitrobenzene	1000.000	1182.815	-18.3	132	0.00
49	T	Acenaphthylene	1000.000	1039.535	-4.0	109	0.00
50	T	3-Nitroaniline	1000.000	1041.008	-4.1	119	0.00
51	T	Acenaphthene	1000.000	1018.052	-1.8	110	0.00
52	T	2,4-Dinitrophenol	1000.000	1446.244	-44.6#	224	0.00
53	T	4-Nitrophenol	1000.000	1013.391	-1.3	120	0.00
54	T	2,4-Dinitrotoluene	1000.000	1138.855	-13.9	133	0.00
55	T	Dibenzofuran	1000.000	1029.810	-3.0	114	0.00
56	T	2,3,5,6-Tetrachlorophenol	1000.000	1204.392	-20.4#	133	0.00
57	T	2,3,4,6-Tetrachlorophenol	1000.000	1143.492	-14.3	126	0.00
58	T	Diethyl phthalate	1000.000	1106.023	-10.6	116	0.00
59	T	2,3,5-Trimethylnaphthalene	1000.000	1075.772	-7.6	114	0.00
60	T	Fluorene	1000.000	1046.450	-4.6	112	0.00
61	T	4-Chlorophenyl phenyl ether	1000.000	1057.763	-5.8	118	0.00
62	T	4-Nitroaniline	1000.000	949.279	5.1	116	0.00
63	T	4,6-Dinitro-2-methylphenol	1000.000	1387.628	-38.8#	193	0.00
64	I	Phenanthrene-d10 (ISTD)	2000.000	2000.000	0.0	115	0.00
65	T	N-Nitrosodiphenylamine	1000.000	1058.298	-5.8	116	0.00
66	T	Azobenzene (1,2-DPH)	1000.000	1063.873	-6.4	112	0.00
67	S	2,4,6-Tribromophenol (Surr)	1000.000	1267.218	-26.7#	136	0.00
68	T	4-Bromophenyl phenyl ether	1000.000	1067.745	-6.8	122	0.00
69	T	Hexachlorobenzene	1000.000	1113.580	-11.4	126	0.00
70	T	Pentachlorophenol (PCP)	1000.000	1036.264	-3.6	120	0.00
71	T	Phenanthrene	1000.000	1043.782	-4.4	118	0.00
72	T	Anthracene	1000.000	1015.571	-1.6	115	0.00
73	T	Carbazole	1000.000	969.673	3.0	113	0.00
74	T	Di-n-butyl phthalate	1000.000	950.339	5.0	112	0.00
75	T	Fluoranthene	1000.000	1022.827	-2.3	117	0.00
76	T	Benzidine	2000.000	3002.189	-50.1#	213	0.00
77	T	Pyrene	1000.000	1040.219	-4.0	119	0.00
78	I	Chrysene-d12 (ISTD)	2000.000	2000.000	0.0	127	0.00
79	S	Terphenyl-d14 (Surr)	1000.000	1023.991	-2.4	126	0.00
80	T	Butyl benzyl phthalate	1000.000	904.606	9.5	112	0.00
81	T	Bis(2-ethylhexyl) adipate	1000.000	837.049	16.3	111	0.00
82	T	3,3-Dichlorobenzidine	2000.000	1729.821	13.5	110	0.00
83	T	Benz(a)anthracene	1000.000	981.521	1.8	128	0.00
84	T	Chrysene	1000.000	1021.815	-2.2	129	0.00
85	T	Bis(2-ethylhexyl) phthalate	1000.000	924.675	7.5	120	0.00
86	I	Perylene-d12 (ISTD)	2000.000	2000.000	0.0	125	0.00
87	T	Di-n-octyl phthalate	1000.000	933.462	6.7	114	0.00
88	T	Benzo(b)fluoranthene	1000.000	1099.806	-10.0	133	0.00
89	T	Benzo(k)fluoranthene	1000.000	1151.935	-15.2	134	0.00
90	T	Benzo(b+k)fluoranthene	2000.000	2186.385	-9.3	133	0.00
91	T	Benzo(e)pyrene	1000.000	1081.789	-8.2	131	0.00
92	T	Benzo(a)pyrene	1000.000	1146.809	-14.7	135	0.00
93	T	Perylene	1000.000	1092.485	-9.2	134	0.00

Evaluate Continuing Calibration Report

Data Path : C:\msdchem\1\DATA\2019-06\9F06012\
Data File : E06061903.D
Acq On : 6 Jun 2019 9:37 am
Operator : JK/ AMS /DTH
Sample : 9F06012-CCV1
Misc : 1x, A19C237@1000
ALS Vial : 2 Sample Multiplier: 1
DataAcq Meth:SV5_AQUISITION.M

Quant Time: Jun 06 12:13:47 2019
Quant Method : C:\msdchem\1\METHODS\SV5_013019R4.M
Quant Title : EPA 8270D: Semivolatile Organics
QLast Update : Fri May 31 15:11:51 2019
Response via : Initial Calibration
InstName : SV-GCMS5

Min. RRF : 0.000 Min. Rel. Area : 50% Max. R.T. Dev 0.50min
Max. RRF Dev : 20% Max. Rel. Area : 200%

	Compound	Amount	Calc.	%Dev	Area%	Dev(min)
94 I	Dibenz(a,h)Anthrcene-d14 (I	2000.000	2000.000	0.0	142	0.00
95 T	Indeno(1,2,3-cd)pyrene	1000.000	964.813	3.5	139	0.00
96 T	Dibenz(a,h)anthracene	1000.000	1046.238	-4.6	149	0.00
97 T	Benzo(g,h,i)perylene	1000.000	1000.226	-0.0	135	0.00

(#) = Out of Range SPCC's out = 0 CCC's out = 0

Quantitation Report (Not Reviewed)

Data Path : C:\msdchem\1\DATA\2019-06\9F06012\
Data File : E06061903.D
Acq On : 6 Jun 2019 9:37 am
Operator : JK/ AMS /DTH
Sample : 9F06012-CCV1
Misc : 1x, A19C237@1000
ALS Vial : 2 Sample Multiplier: 1
DataAcq Meth:SV5_AQUISITION.M

Quant Time: Jun 06 12:13:47 2019
Quant Method : C:\msdchem\1\METHODS\SV5_013019R4.M
Quant Title : EPA 8270D: Semivolatile Organics
QLast Update : Fri May 31 15:11:51 2019
Response via : Initial Calibration
InstName : SV-GCMS5

JMT 6/6/19

Compound	R.T.	QIon	Response	Conc	Units	Dev(Min)
Internal Standards						
1) 1,4-Dichlorobenzene-d4...	6.751	152	266699	2000.00	ng/ml	-0.01
21) Naphthalene-d8 (ISTD)	8.003	136	1087220	2000.00	ng/ml	0.00
35) Acenaphthene-d10 (ISTD)	9.779	162	537983	2000.00	ng/ml	0.00
64) Phenanthrene-d10 (ISTD)	11.292	188	965039	2000.00	ng/ml	0.00
78) Chrysene-d12 (ISTD)	15.207	240	895086	2000.00	ng/ml	0.00
86) Perylene-d12 (ISTD)	18.722	264	785434	2000.00	ng/ml	0.00
94) Dibenz(a,h)Anthrcene-d...	21.118	292	712291	2000.00	ng/ml	0.00
System Monitoring Compounds						
4) 2-Fluorophenol (Surr)	5.526	112	169287	1018.16	ng/ml	-0.04
5) Phenol-d6(Surr)	6.393	99	236396	1062.93	ng/ml	-0.02
19) Nitrobenzene-d5 (Surr)	7.286	82	222308	1114.85	ng/ml	0.00
40) 2-Fluorobiphenyl (Surr)	9.083	172	407524	1018.56	ng/ml	0.00
67) 2,4,6-Tribromophenol (...	10.581	330	45221	1267.22	ng/ml	0.00
79) Terphenyl-d14 (Surr)	13.127	244	428241	1023.99	ng/ml	0.00
Target Compounds						Qvalue
2) N-Nitrosodimethylamine	4.259	74	131400	1044.08	ng/ml	98
3) Pyridine	4.269	79	212370	1041.94	ng/ml	97
6) Phenol	6.404	94	248003	1064.22	ng/ml	98
7) Aniline	6.436	93	297747	980.47	ng/ml	99
8) Bis(2-chloroethyl) ether	6.484	93	200798	1054.21	ng/ml	97
9) 2-Chlorophenol	6.553	128	185458	1062.77	ng/ml	98
10) 1,3-Dichlorobenzene	6.698	146	201356	1009.40	ng/ml	97
11) 1,4-Dichlorobenzene	6.767	146	203790	1011.10	ng/ml	98
12) Benzyl alcohol	6.880	108	116203	1051.40	ng/ml	96
13) 1,2-Dichlorobenzene	6.917	146	196356	1028.49	ng/ml	98
14) 2-Methylphenol	6.981	107	156315	1077.08	ng/ml	99
15) 2,2'-Oxybis(1-Chloropr...	7.003	45	357293	1182.90	ng/ml	99
16) N-Nitrosodi-n-propylamine	7.131	70	161144	1128.68	ng/ml	99
17) 3+4-Methylphenol	7.131	107	203958	1112.59	ng/ml	95
18) Hexachloroethane	7.243	117	74378	999.64	ng/ml	84
20) Nitrobenzene	7.308	77	222684	1156.27	ng/ml	95
22) Isophorone	7.532	82	400955	1080.61	ng/ml	98
23) 2-Nitrophenol	7.618	139	93549	1147.68	ng/ml	94
24) 2,4-Dimethylphenol	7.655	122	161855	994.84	ng/ml	95
25) Bis(2-chloroethoxy) me...	7.741	93	238811	1022.94	ng/ml	99
26) Benzoic acid	7.751	105	143738	2531.14	ng/ml	96
27) 2,4-Dichlorophenol	7.864	162	140369	1113.43	ng/ml	98
28) 1,2,4-Trichlorobenzene	7.944	180	157279	1041.36	ng/ml	95
29) Naphthalene	8.024	128	580576	1001.01	ng/ml	100
30) 4-Chloroaniline	8.072	127	209697	1049.82	ng/ml	99
31) Hexachlorobutadiene	8.147	225	81923	1110.53	ng/ml	98
32) 4-Chloro-3-methylphenol	8.554	107	156818	1127.95	ng/ml	97
33) 2-Methylnaphthalene	8.720	142	386018	1058.10	ng/ml	96
34) 1-Methylnaphthalene	8.821	142	368479	1054.70	ng/ml	97
36) Hexachlorocyclopentadiene	8.885	237	78474	1137.13	ng/ml	96
37) 2,4,6-Trichlorophenol	9.003	196	93974	1157.50	ng/ml	100
38) 2,4,5-Trichlorophenol	9.046	196	98540	1162.63	ng/ml	99
39) 1,1'-Biphenyl	9.185	154	463311	1006.65	ng/ml	99
41) 2-Chloronaphthalene	9.212	162	332165	999.62	ng/ml	99
42) 2-Nitroaniline	9.313	138	107333	1056.95	ng/ml	92

Quantitation Report (Not Reviewed)

Data Path : C:\msdchem\1\DATA\2019-06\9F06012\
Data File : E06061903.D
Acq On : 6 Jun 2019 9:37 am
Operator : JK/ AMS /DTH
Sample : 9F06012-CCV1
Misc : 1x, A19C237@1000
ALS Vial : 2 Sample Multiplier: 1
DataAcq Meth:SV5_AQUISITION.M

Quant Time: Jun 06 12:13:47 2019
Quant Method : C:\msdchem\1\METHODS\SV5_013019R4.M
Quant Title : EPA 8270D: Semivolatile Organics
QLast Update : Fri May 31 15:11:51 2019
Response via : Initial Calibration
InstName : SV-GCMS5

Compound	R.T.	QIon	Response	Conc	Units	Dev(Min)
43) 2,6-Dimethylnaphthalene	9.345	156	327220	1017.63	ng/ml	97
44) 1,4-Dinitrobenzene	9.442	168	50099	1262.83	ng/ml	87
45) Dimethyl phthalate	9.484	163	373575	1081.96	ng/ml	99
46) 1,3-Dinitrobenzene	9.522	168	60135	1187.89	ng/ml	95
47) 2,6-Dinitrotoluene	9.549	165	86814	1146.22	ng/ml	92
48) 1,2-Dinitrobenzene	9.607	168	40350	1182.81	ng/ml	90
49) Acenaphthylene	9.634	152	544747	1039.53	ng/ml	98
50) 3-Nitroaniline	9.725	138	90563	1041.01	ng/ml	95
51) Acenaphthene	9.811	153	361738	1018.05	ng/ml	98
52) 2,4-Dinitrophenol	9.832	184	31880	1446.24	ng/ml	82
53) 4-Nitrophenol	9.902	139	65983	1013.39	ng/ml	86
54) 2,4-Dinitrotoluene	9.960	165	110778	1138.85	ng/ml	98
55) Dibenzofuran	9.987	168	475709	1029.81	ng/ml	91
56) 2,3,5,6-Tetrachlorophenol	10.073	232	76016	1204.39	ng/ml	88
57) 2,3,4,6-Tetrachlorophenol	10.116	232	81481	1143.49	ng/ml	92
58) Diethyl phthalate	10.201	149	381653	1106.02	ng/ml	96
59) 2,3,5-Trimethylnaphtha...	10.196	170	308346	1075.77	ng/ml	97
60) Fluorene	10.335	166	387056	1046.45	ng/ml	100
61) 4-Chlorophenyl phenyl ...	10.324	204	173233	1057.76	ng/ml	91
62) 4-Nitroaniline	10.351	138	92672	949.28	ng/ml	83
63) 4,6-Dinitro-2-methylph...	10.383	198	49365	1387.63	ng/ml	84
65) N-Nitrosodiphenylamine	10.447	169	322641	1058.30	ng/ml	99
66) Azobenzene (1,2-DPH)	10.485	77	443148	1063.87	ng/ml	99
68) 4-Bromophenyl phenyl e...	10.827	248	95329	1067.74	ng/ml	91
69) Hexachlorobenzene	10.907	284	100013	1113.58	ng/ml	96
70) Pentachlorophenol (PCP)	11.105	266	45888	1036.26	ng/ml	98
71) Phenanthrene	11.319	178	552866	1043.78	ng/ml	99
72) Anthracene	11.372	178	551922	1015.57	ng/ml	98
73) Carbazole	11.528	167	493419	969.67	ng/ml	99
74) Di-n-butyl phthalate	11.865	149	605074	950.34	ng/ml	99
75) Fluoranthene	12.613	202	561961	1022.83	ng/ml	98
76) Benzidine	12.774	184	576013	3002.19	ng/ml	99
77) Pyrene	12.918	202	580563	1040.22	ng/ml	99
80) Butyl benzyl phthalate	13.967	149	236836	904.61	ng/ml	98
81) Bis(2-ethylhexyl) adipate	14.138	129	218076	837.05	ng/ml	98
82) 3,3-Dichlorobenzidine	15.143	252	254640	1729.82	ng/ml	98
83) Benz(a)anthracene	15.181	228	495556	981.52	ng/ml	98
84) Chrysene	15.266	228	491466	1021.82	ng/ml	98
85) Bis(2-ethylhexyl) phth...	15.325	149	345969	924.68	ng/ml	97
87) Di-n-octyl phthalate	16.999	149	479753	933.46	ng/ml	96
88) Benzo(b)fluoranthene	17.796	252	456379	1099.81	ng/ml	99
89) Benzo(k)fluoranthene	17.860	252	469773	1151.93	ng/ml	99
90) Benzo(b+k)fluoranthene	17.860	252	952811	2186.38	ng/ml	99
91) Benzo(e)pyrene	18.454	252	455762	1081.79	ng/ml	99
92) Benzo(a)pyrene	18.577	252	432081	1146.81	ng/ml	99
93) Perylene	18.780	252	470448	1092.49	ng/ml	99
95) Indeno(1,2,3-cd)pyrene	21.123	276	376681	964.81	ng/ml	99
96) Dibenz(a,h)anthracene	21.182	278	374071	1046.24	ng/ml	97
97) Benzo(g,h,i)perylene	21.658	276	384457	1000.23	ng/ml	80

(#) = qualifier out of range (m) = manual integration (+) = signals summed

Quantitation Report (Not Reviewed)

Data Path : C:\msdchem\1\DATA\2019-06\9F06012\
Data File : E06061903.D
Acq On : 6 Jun 2019 9:37 am
Operator : JK/ AMS /DTH
Sample : 9F06012-CCV1
Misc : 1x, A19C237@1000
ALS Vial : 2 Sample Multiplier: 1
DataAcq Meth:SV5_AQUISITION.M

Quant Time: Jun 06 12:13:47 2019
Quant Method : C:\msdchem\1\METHODS\SV5_013019R4.M
Quant Title : EPA 8270D: Semivolatile Organics
QLast Update : Fri May 31 15:11:51 2019
Response via : Initial Calibration
InstName : SV-GCMS5

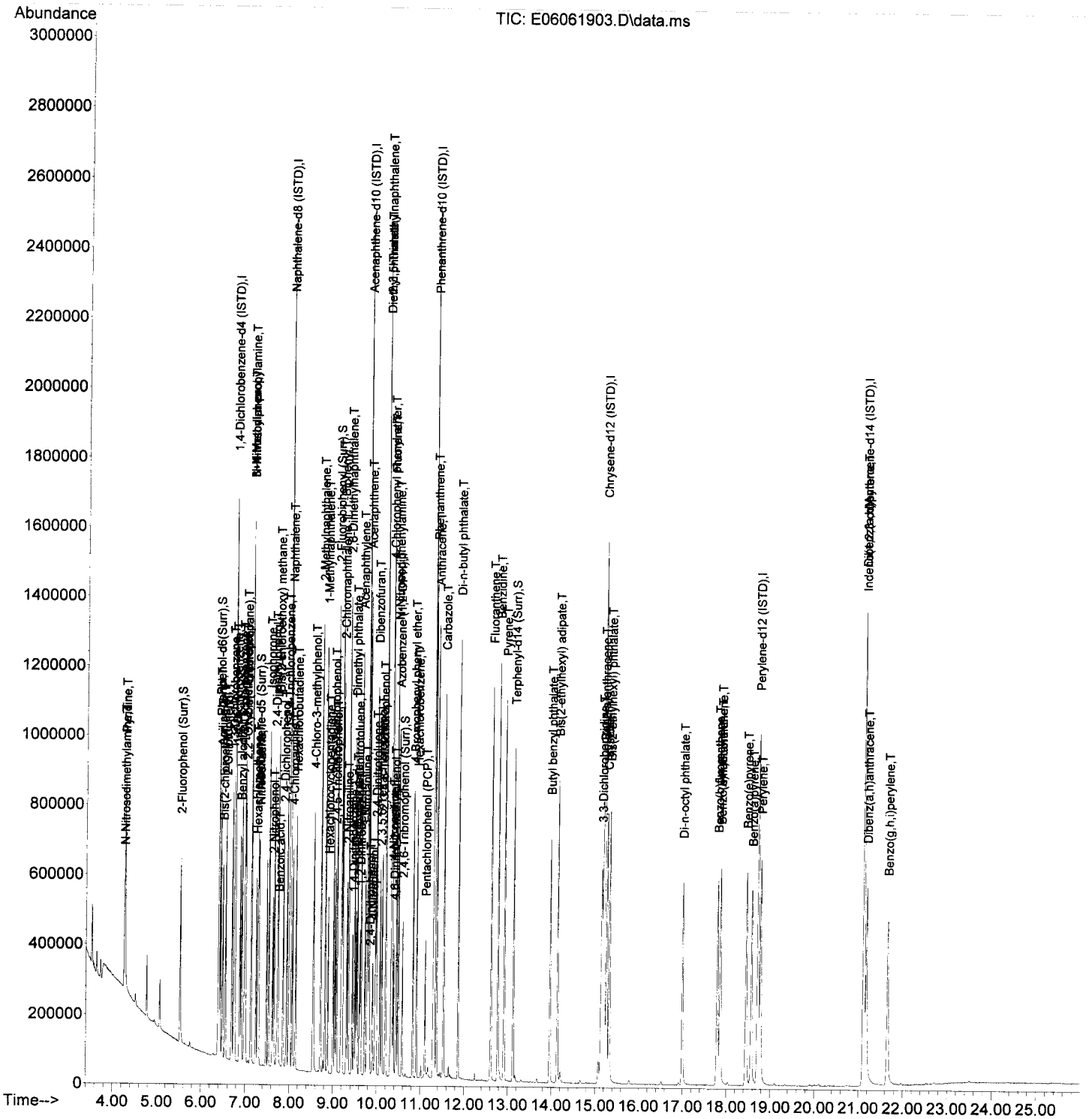

Quantitation Report (Not Reviewed)

Data Path : C:\msdchem\1\DATA\2019-06\9F06012\
Data File : E06061904.D
Acq On : 6 Jun 2019 10:14 am
Operator : JK/ AMS /DTH
Sample : 9F06012-CCB1
Misc : 1x, DCM + ISTD
ALS Vial : 3 Sample Multiplier: 1
DataAcq Meth:SV5_AQUISITION.M

Quant Time: Jun 06 12:14:59 2019
Quant Method : C:\msdchem\1\METHODS\SV5_013019R4.M
Quant Title : EPA 8270D: Semivolatile Organics
QLast Update : Fri May 31 15:11:51 2019
Response via : Initial Calibration
InstName : SV-GCMS5

DTH 6/6/19

Compound	R.T.	QIon	Response	Conc Units	Dev(Min)
Internal Standards					
1) 1,4-Dichlorobenzene-d4...	6.762	152	271465	2000.00 ng/ml	0.00
21) Naphthalene-d8 (ISTD)	8.003	136	1112513	2000.00 ng/ml	0.00
35) Acenaphthene-d10 (ISTD)	9.778	162	543804	2000.00 ng/ml	0.00
64) Phenanthrene-d10 (ISTD)	11.292	188	1101970	2000.00 ng/ml	0.00
78) Chrysene-d12 (ISTD)	15.207	240	1081108	2000.00 ng/ml	0.00
86) Perylene-d12 (ISTD)	18.721	264	916078	2000.00 ng/ml	0.00
94) Dibenz(a,h)Anthrcene-d...	21.112	292	825849	2000.00 ng/ml	0.00
System Monitoring Compounds					
4) 2-Fluorophenol (Surr)	0.000	112	0	0.00 ng/ml	
5) Phenol-d6(Surr)	0.000	99	0	0.00 ng/ml	
19) Nitrobenzene-d5 (Surr)	7.291	82	125	0.62 ng/ml	0.00
40) 2-Fluorobiphenyl (Surr)	0.000	172	0	0.00 ng/ml	
67) 2,4,6-Tribromophenol (...	0.000	330	0	0.00 ng/ml	
79) Terphenyl-d14 (Surr)	0.000	244	0	0.00 ng/ml	
Target Compounds					Qvalue
2) N-Nitrosodimethylamine	4.317	74	192	N.D.	
3) Pyridine	0.000		0	N.D.	
6) Phenol	0.000		0	N.D.	
7) Aniline	0.000		0	N.D.	
8) Bis(2-chloroethyl) ether	0.000		0	N.D.	
9) 2-Chlorophenol	0.000		0	N.D.	
10) 1,3-Dichlorobenzene	0.000		0	N.D.	
11) 1,4-Dichlorobenzene	0.000		0	N.D.	
12) Benzyl alcohol	0.000		0	N.D.	
13) 1,2-Dichlorobenzene	0.000		0	N.D.	
14) 2-Methylphenol	0.000		0	N.D.	
15) 2,2'-Oxybis(1-Chloropr...	6.981	45	70	N.D.	
16) N-Nitrosodi-n-propylamine	7.141	70	66	N.D.	
17) 3+4-Methylphenol	0.000		0	N.D.	
18) Hexachloroethane	0.000		0	N.D.	
20) Nitrobenzene	7.302	77	64	N.D.	
22) Isophorone	7.543	82	174	N.D.	
23) 2-Nitrophenol	0.000		0	N.D.	
24) 2,4-Dimethylphenol	0.000		0	N.D.	
25) Bis(2-chloroethoxy) me...	0.000		0	N.D.	
26) Benzoic acid	0.000		0	N.D.	
27) 2,4-Dichlorophenol	0.000		0	N.D.	
28) 1,2,4-Trichlorobenzene	0.000		0	N.D.	
29) Naphthalene	8.019	128	134	N.D.	
30) 4-Chloroaniline	0.000		0	N.D.	
31) Hexachlorobutadiene	0.000		0	N.D.	
32) 4-Chloro-3-methylphenol	0.000		0	N.D.	
33) 2-Methylnaphthalene	0.000		0	N.D.	
34) 1-Methylnaphthalene	0.000		0	N.D.	
36) Hexachlorocyclopentadiene	0.000		0	N.D.	
37) 2,4,6-Trichlorophenol	0.000		0	N.D.	
38) 2,4,5-Trichlorophenol	0.000		0	N.D.	
39) 1,1'-Biphenyl	0.000		0	N.D.	
41) 2-Chloronaphthalene	0.000		0	N.D.	
42) 2-Nitroaniline	0.000		0	N.D.	

Data Path : C:\msdchem\1\DATA\2019-06\9F06012\
Data File : E06061904.D
Acq On : 6 Jun 2019 10:14 am
Operator : JK/ AMS /DTH
Sample : 9F06012-CCB1
Misc : 1x, DCM + ISTD
ALS Vial : 3 Sample Multiplier: 1
DataAcq Meth:SV5_AQUISITION.M

Quant Time: Jun 06 12:14:59 2019
Quant Method : C:\msdchem\1\METHODS\SV5_013019R4.M
Quant Title : EPA 8270D: Semivolatile Organics
QLast Update : Fri May 31 15:11:51 2019
Response via : Initial Calibration
InstName : SV-GCMS5

Compound	R.T.	QIon	Response	Conc Units	Dev(Min)
43) 2,6-Dimethylnaphthalene	0.000		0	N.D.	
44) 1,4-Dinitrobenzene	0.000		0	N.D.	
45) Dimethyl phthalate	0.000		0	N.D.	
46) 1,3-Dinitrobenzene	0.000		0	N.D.	
47) 2,6-Dinitrotoluene	0.000		0	N.D.	
48) 1,2-Dinitrobenzene	0.000		0	N.D.	
49) Acenaphthylene	0.000		0	N.D.	
50) 3-Nitroaniline	9.784	138	75	29.98 ng/ml#	1
51) Acenaphthene	9.784	153	90	N.D.	
52) 2,4-Dinitrophenol	0.000		0	N.D.	
53) 4-Nitrophenol	0.000		0	N.D.	
54) 2,4-Dinitrotoluene	9.928	165	53	61.55 ng/ml#	15
55) Dibenzofuran	0.000		0	N.D.	
56) 2,3,5,6-Tetrachlorophenol	0.000		0	N.D.	
57) 2,3,4,6-Tetrachlorophenol	0.000		0	N.D.	
58) Diethyl phthalate	0.000		0	N.D.	
59) 2,3,5-Trimethylnaphtha...	10.308	170	113	N.D.	
60) Fluorene	0.000		0	N.D.	
61) 4-Chlorophenyl phenyl ...	0.000		0	N.D.	
62) 4-Nitroaniline	0.000		0	N.D.	
63) 4,6-Dinitro-2-methylph...	0.000		0	N.D.	
65) N-Nitrosodiphenylamine	0.000		0	N.D.	
66) Azobenzene (1,2-DPH)	0.000		0	N.D.	
68) 4-Bromophenyl phenyl e...	0.000		0	N.D.	
69) Hexachlorobenzene	0.000		0	N.D.	
70) Pentachlorophenol (PCP)	0.000		0	N.D.	
71) Phenanthrene	11.297	178	457	N.D.	
72) Anthracene	11.404	178	57	N.D.	
73) Carbazole	0.000		0	N.D.	
74) Di-n-butyl phthalate	11.864	149	60	N.D.	
75) Fluoranthene	0.000		0	N.D.	
76) Benzidine	0.000		0	N.D.	
77) Pyrene	0.000		0	N.D.	
80) Butyl benzyl phthalate	0.000		0	N.D.	
81) Bis(2-ethylhexyl) adipate	14.137	129	411	N.D.	
82) 3,3-Dichlorobenzidine	0.000		0	N.D.	
83) Benz(a)anthracene	15.207	228	2539	4.16 ng/ml	66
84) Chrysene	15.207	228	2539	4.37 ng/ml	64
85) Bis(2-ethylhexyl) phth...	0.000		0	N.D.	
87) Di-n-octyl phthalate	0.000		0	N.D.	
88) Benzo(b)fluoranthene	0.000		0	N.D.	
89) Benzo(k)fluoranthene	0.000		0	N.D.	
90) Benzo(b+k)fluoranthene	0.000		0	N.D.	
91) Benzo(e)pyrene	18.721	252	3006	6.12 ng/ml#	1
92) Benzo(a)pyrene	0.000		0	N.D.	
93) Perylene	18.721	252	3006	5.99 ng/ml	72
95) Indeno(1,2,3-cd)pyrene	21.117	276	250	N.D.	
96) Dibenz(a,h)anthracene	21.107	278	193	N.D.	
97) Benzo(g,h,i)perylene	0.000		0	N.D.	

(#) = qualifier out of range (m) = manual integration (+) = signals summed

Quantitation Report (Not Reviewed)

Data Path : C:\msdchem\1\DATA\2019-06\9F06012\
Data File : E06061904.D
Acq On : 6 Jun 2019 10:14 am
Operator : JK/ AMS /DTH
Sample : 9F06012-CCB1
Misc : 1x, DCM + ISTD
ALS Vial : 3 Sample Multiplier: 1
DataAcq Meth:SV5_AQUISITION.M

Quant Time: Jun 06 12:14:59 2019
Quant Method : C:\msdchem\1\METHODS\SV5_013019R4.M
Quant Title : EPA 8270D: Semivolatile Organics
QLast Update : Fri May 31 15:11:51 2019
Response via : Initial Calibration
InstName : SV-GCMS5



Quantitation Report (Not Reviewed)

Data Path : C:\msdchem\1\DATA\2019-06\9F06012\
Data File : E06061905.D
Acq On : 6 Jun 2019 10:51 am
Operator : JK/ AMS /DTH
Sample : A9E0838-14@40
Misc : 40x, 8270D LL PAH
ALS Vial : 4 Sample Multiplier: 1
DataAcq Meth:SV5_AQUISITION.M

Quant Time: Jun 06 12:15:02 2019
Quant Method : C:\msdchem\1\METHODS\SV5_013019R4.M
Quant Title : EPA 8270D: Semivolatile Organics
QLast Update : Fri May 31 15:11:51 2019
Response via : Initial Calibration
InstName : SV-GCMS5

DTT 6/6/19 mos

Compound	R.T.	QIon	Response	Conc Units	Dev(Min)
Internal Standards					
1) 1,4-Dichlorobenzene-d4...	6.757	152	241166	2000.00 ng/ml	0.00
21) Naphthalene-d8 (ISTD)	8.003	136	977897	2000.00 ng/ml	0.00
35) Acenaphthene-d10 (ISTD)	9.779	162	506339	2000.00 ng/ml	0.00
64) Phenanthrene-d10 (ISTD)	11.292	188	1039624	2000.00 ng/ml	0.00
78) Chrysene-d12 (ISTD)	15.207	240	991827	2000.00 ng/ml	0.00
86) Perylene-d12 (ISTD)	18.721	264	865665	2000.00 ng/ml	0.00
94) Dibenz(a,h)Anthrcene-d...	21.112	292	785055	2000.00 ng/ml	0.00
System Monitoring Compounds					
4) 2-Fluorophenol (Surr)	5.564	112	4032	26.82 ng/ml	0.00
5) Phenol-d6(Surr)	6.414	99	6304	31.35 ng/ml	0.00
19) Nitrobenzene-d5 (Surr)	7.297	82	4956	27.49 ng/ml	0.00
40) 2-Fluorobiphenyl (Surr)	9.083	172	12964	34.43 ng/ml	0.00
67) 2,4,6-Tribromophenol (...	10.581	330	1066	43.98 ng/ml	0.00
79) Terphenyl-d14 (Surr)	13.127	244	18942	40.88 ng/ml	0.00
Target Compounds					Qvalue
2) N-Nitrosodimethylamine	4.296	74	161	N.D.	
3) Pyridine	0.000		0	N.D.	
6) Phenol	6.425	94	277	N.D.	
7) Aniline	6.430	93	70	N.D.	
8) Bis(2-chloroethyl) ether	6.430	93	70	N.D.	
9) 2-Chlorophenol	0.000		0	N.D.	
10) 1,3-Dichlorobenzene	0.000		0	N.D.	
11) 1,4-Dichlorobenzene	0.000		0	N.D.	
12) Benzyl alcohol	6.901	108	84	N.D.	
13) 1,2-Dichlorobenzene	0.000		0	N.D.	
14) 2-Methylphenol	6.917	107	83	N.D.	
15) 2,2'-Oxybis(1-Chloropr...	6.987	45	74	N.D.	
16) N-Nitrosodi-n-propylamine	7.147	70	89	N.D.	
17) 3+4-Methylphenol	7.152	107	196	N.D.	
18) Hexachloroethane	0.000		0	N.D.	
20) Nitrobenzene	0.000		0	N.D.	
22) Isophorone	7.537	82	130	N.D.	
23) 2-Nitrophenol	0.000		0	N.D.	
24) 2,4-Dimethylphenol	0.000		0	N.D.	
25) Bis(2-chloroethoxy) me...	0.000		0	N.D.	
26) Benzoic acid	0.000		0	N.D.	
27) 2,4-Dichlorophenol	0.000		0	N.D.	
28) 1,2,4-Trichlorobenzene	0.000		0	N.D.	
29) Naphthalene	8.019	128	2168	4.16 ng/ml	95
30) 4-Chloroaniline	8.019	127	273	N.D.	
31) Hexachlorobutadiene	0.000		0	N.D.	
32) 4-Chloro-3-methylphenol	0.000		0	N.D.	
33) 2-Methylnaphthalene	8.720	142	655	N.D.	
34) 1-Methylnaphthalene	8.821	142	313	N.D.	
36) Hexachlorocyclopentadiene	0.000		0	N.D.	
37) 2,4,6-Trichlorophenol	0.000		0	N.D.	
38) 2,4,5-Trichlorophenol	0.000		0	N.D.	
39) 1,1'-Biphenyl	9.190	154	207	N.D.	
41) 2-Chloronaphthalene	0.000		0	N.D.	
42) 2-Nitroaniline	0.000		0	N.D.	

Quantitation Report (Not Reviewed)

Data Path : C:\msdchem\1\DATA\2019-06\9F06012\
Data File : E06061905.D
Acq On : 6 Jun 2019 10:51 am
Operator : JK/ AMS /DTH
Sample : A9E0838-14@40
Misc : 40x, 8270D LL PAH
ALS Vial : 4 Sample Multiplier: 1
DataAcq Meth:SV5_AQUISITION.M

Quant Time: Jun 06 12:15:02 2019
Quant Method : C:\msdchem\1\METHODS\SV5_013019R4.M
Quant Title : EPA 8270D: Semivolatile Organics
QLast Update : Fri May 31 15:11:51 2019
Response via : Initial Calibration
InstName : SV-GCMS5

Compound	R.T.	QIon	Response	Conc Units	Dev(Min)
43) 2,6-Dimethylnaphthalene	9.356	156	218	N.D.	
44) 1,4-Dinitrobenzene	0.000		0	N.D.	
45) Dimethyl phthalate	0.000		0	N.D.	
46) 1,3-Dinitrobenzene	0.000		0	N.D.	
47) 2,6-Dinitrotoluene	0.000		0	N.D.	
48) 1,2-Dinitrobenzene	0.000		0	N.D.	
49) Acenaphthylene	9.634	152	199	N.D.	
50) 3-Nitroaniline	9.779	138	67	29.95 ng/ml#	1
51) Acenaphthene	9.811	153	7254	21.69 ng/ml	96
52) 2,4-Dinitrophenol	0.000		0	N.D.	
53) 4-Nitrophenol	0.000		0	N.D.	
54) 2,4-Dinitrotoluene	9.934	165	226	63.43 ng/ml#	15
55) Dibenzofuran	9.987	168	1916	4.41 ng/ml#	1
56) 2,3,5,6-Tetrachlorophenol	0.000		0	N.D.	
57) 2,3,4,6-Tetrachlorophenol	0.000		0	N.D.	
58) Diethyl phthalate	10.196	149	184	N.D.	
59) 2,3,5-Trimethylnaphtha...	10.185	170	144	N.D.	
60) Fluorene	10.335	166	3220	9.25 ng/ml	84
61) 4-Chlorophenyl phenyl ...	0.000		0	N.D.	
62) 4-Nitroaniline	0.000		0	N.D.	
63) 4,6-Dinitro-2-methylph...	0.000		0	N.D.	
65) N-Nitrosodiphenylamine	10.431	169	77	N.D.	
66) Azobenzene (1,2-DPH)	10.506	77	225	N.D.	
68) 4-Bromophenyl phenyl e...	0.000		0	N.D.	
69) Hexachlorobenzene	0.000		0	N.D.	
70) Pentachlorophenol (PCP)	0.000		0	N.D.	
71) Phenanthrene	11.319	178	58899	103.22 ng/ml	99
72) Anthracene	11.367	178	11472	19.59 ng/ml	96
73) Carbazole	11.528	167	7621	13.90 ng/ml	98
74) Di-n-butyl phthalate	11.865	149	592	N.D.	
75) Fluoranthene	12.613	202	130015	219.66 ng/ml	97
76) Benzidine	0.000		0	N.D.	
77) Pyrene	12.918	202	128921	214.42 ng/ml	99
80) Butyl benzyl phthalate	13.967	149	814	2.81 ng/ml#	69
81) Bis(2-ethylhexyl) adipate	14.132	129	643	N.D.	
82) 3,3-Dichlorobenzidine	15.138	252	87	21.58 ng/ml# DH 6/6/19	28
83) Benz(a)anthracene	15.181	228	84814	151.60 ng/ml ~~mos~~	100
84) Chrysene	15.256	228	95466	179.13 ng/ml ~~mos~~ DH 6/6/19	99
85) Bis(2-ethylhexyl) phth...	15.320	149	1002	N.D.	
87) Di-n-octyl phthalate	16.988	149	438	31.44 ng/ml#	1
88) Benzo(b)fluoranthene	17.791	252	127128	277.97 ng/ml mos	98
89) Benzo(k)fluoranthene	~~17.855~~	~~252~~	~~40451~~	~~90.00 ng/ml~~ MI	98 Mit mos
90) Benzo(b+k)fluoranthene	17.791	252	184344	383.80 ng/ml	97
91) Benzo(e)pyrene	18.443	252	67746	145.90 ng/ml	99
92) Benzo(a)pyrene	18.566	252	92788	223.45 ng/ml	99
93) Perylene	18.775	252	30779	64.85 ng/ml	95
95) Indeno(1,2,3-cd)pyrene	21.112	276	68421	159.01 ng/ml	89
96) Dibenz(a,h)anthracene	21.166	278	12307	31.23 ng/ml	91
97) Benzo(g,h,i)perylene	21.647	276	60923	143.81 ng/ml	81

(#) = qualifier out of range (m) = manual integration (+) = signals summed

Quantitation Report (Qedit)

Data Path : C:\msdchem\1\DATA\2019-06\9F06012\
Data File : E06061905.D
Acq On : 6 Jun 2019 10:51 am
Operator : JK/ AMS /DTH
Sample : A9E0838-14@40
Misc : 40x, 8270D LL PAH
ALS Vial : 4 Sample Multiplier: 1
DataAcq Meth:SV5_AQUISITION.M

Quant Time: Jun 06 12:15:02 2019
Quant Method : C:\msdchem\1\METHODS\SV5_013019R4.M
Quant Title : EPA 8270D: Semivolatile Organics
QLast Update : Fri May 31 15:11:51 2019
Response via : Initial Calibration
InstName : SV-GCMS5

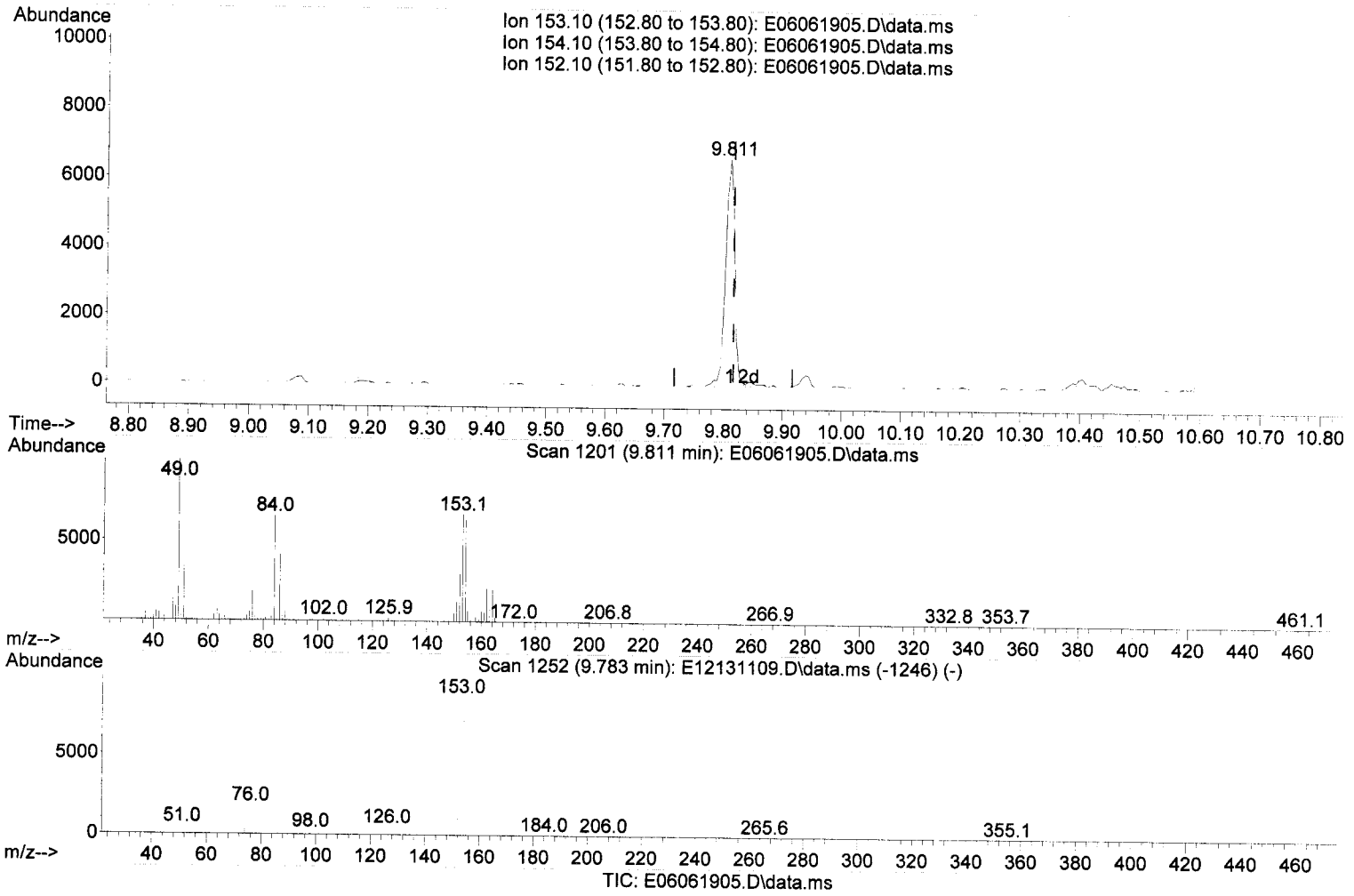

(51) Acenaphthene (T)

9.811min (-0.005) 21.69 ng/ml

response 7254

Ion	Exp%	Act%
153.10	100.00	100.00
154.10	92.00	95.37
152.10	47.10	44.80
0.00	0.00	0.00

Quantitation Report (Qedit)

Data Path : C:\msdchem\1\DATA\2019-06\9F06012\
Data File : E06061905.D
Acq On : 6 Jun 2019 10:51 am
Operator : JK/ AMS /DTH
Sample : A9E0838-14@40
Misc : 40x, 8270D LL PAH
ALS Vial : 4 Sample Multiplier: 1
DataAcq Meth:SV5_AQUISITION.M

Quant Time: Jun 06 12:15:02 2019
Quant Method : C:\msdchem\1\METHODS\SV5_013019R4.M
Quant Title : EPA 8270D: Semivolatile Organics
QLast Update : Fri May 31 15:11:51 2019
Response via : Initial Calibration
InstName : SV-GCMS5

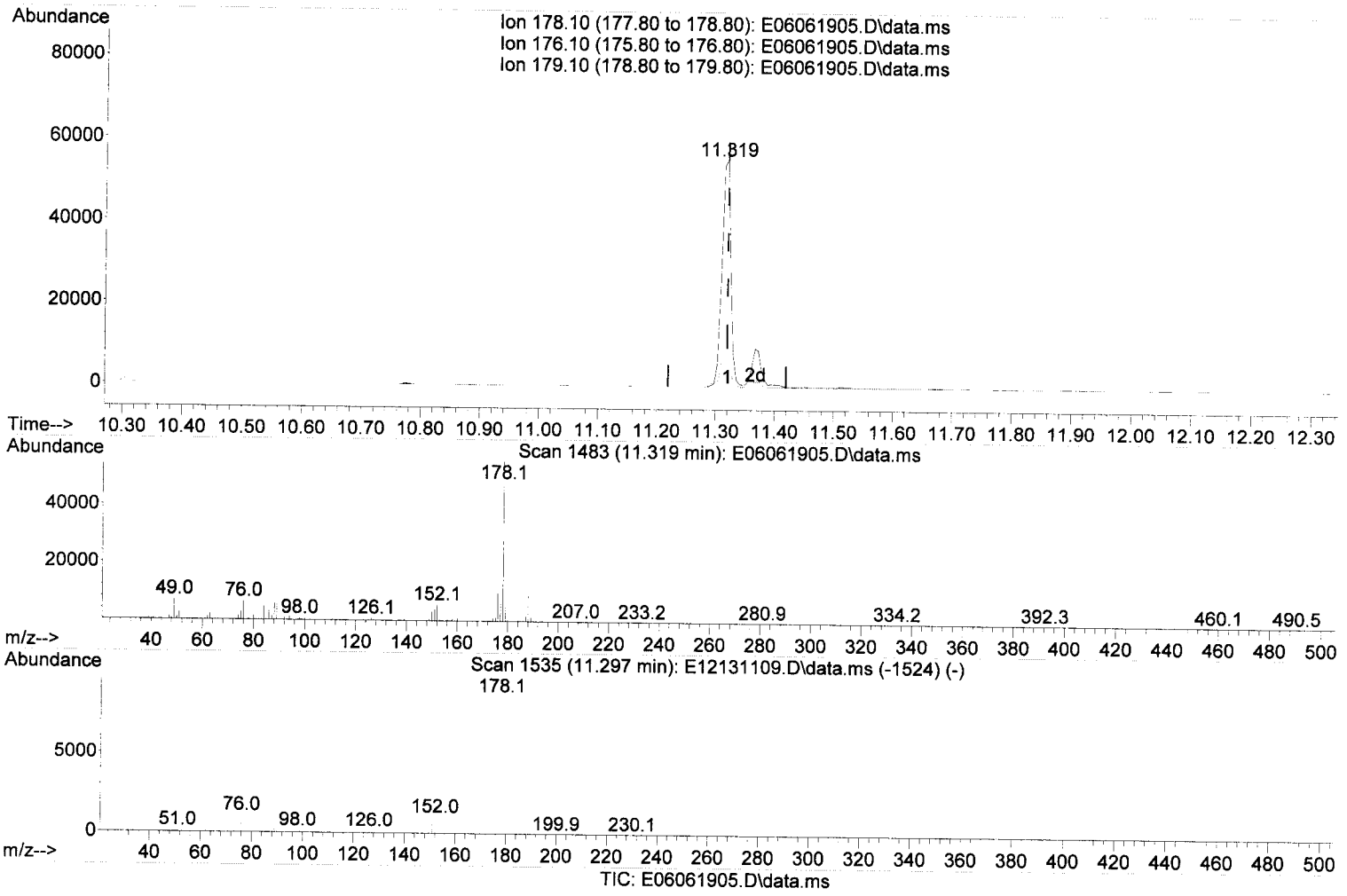

(71) Phenanthrene (T)

11.319min (-0.000) 103.22 ng/ml

response 58899

Ion	Exp%	Act%
178.10	100.00	100.00
176.10	19.10	18.25
179.10	15.00	15.25
0.00	0.00	0.00

Quantitation Report (Qedit)

Data Path : C:\msdchem\1\DATA\2019-06\9F06012\
Data File : E06061905.D
Acq On : 6 Jun 2019 10:51 am
Operator : JK/ AMS /DTH
Sample : A9E0838-14@40
Misc : 40x, 8270D LL PAH
ALS Vial : 4 Sample Multiplier: 1
DataAcq Meth:SV5_AQUISITION.M

Quant Time: Jun 06 12:15:02 2019
Quant Method : C:\msdchem\1\METHODS\SV5_013019R4.M
Quant Title : EPA 8270D: Semivolatile Organics
QLast Update : Fri May 31 15:11:51 2019
Response via : Initial Calibration
InstName : SV-GCMS5

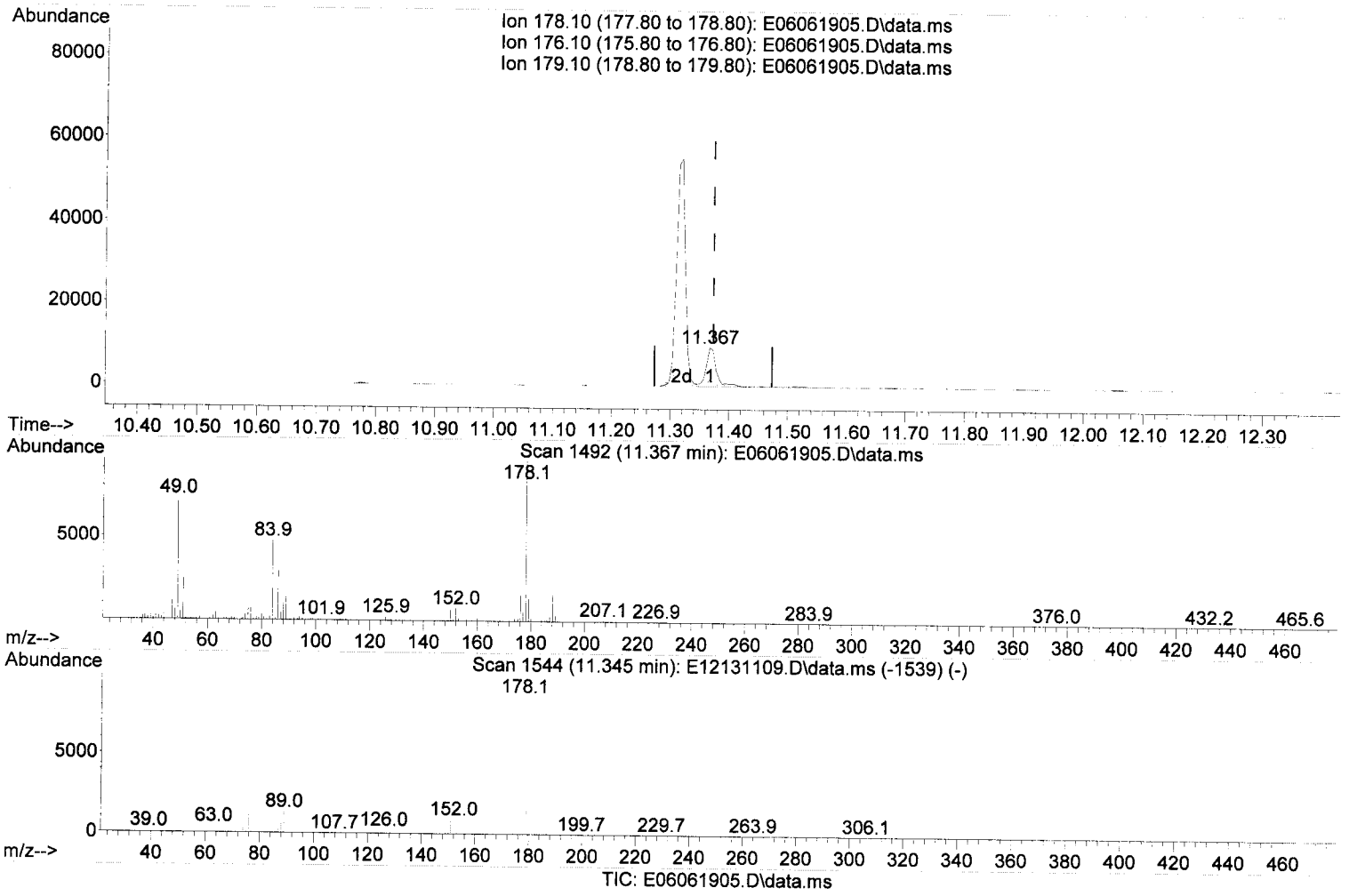

(72) Anthracene (T)

11.367min (-0.005) 19.59 ng/ml J

response 11472

Ion	Exp%	Act%
178.10	100.00	100.00
176.10	19.10	16.33
179.10	15.50	14.47
0.00	0.00	0.00

Quantitation Report (Qedit)

Data Path : C:\msdchem\1\DATA\2019-06\9F06012\
Data File : E06061905.D
Acq On : 6 Jun 2019 10:51 am
Operator : JK/ AMS /DTH
Sample : A9E0838-14@40
Misc : 40x, 8270D LL PAH
ALS Vial : 4 Sample Multiplier: 1
DataAcq Meth:SV5_AQUISITION.M

Quant Time: Jun 06 12:15:02 2019
Quant Method : C:\msdchem\1\METHODS\SV5_013019R4.M
Quant Title : EPA 8270D: Semivolatile Organics
QLast Update : Fri May 31 15:11:51 2019
Response via : Initial Calibration
InstName : SV-GCMS5

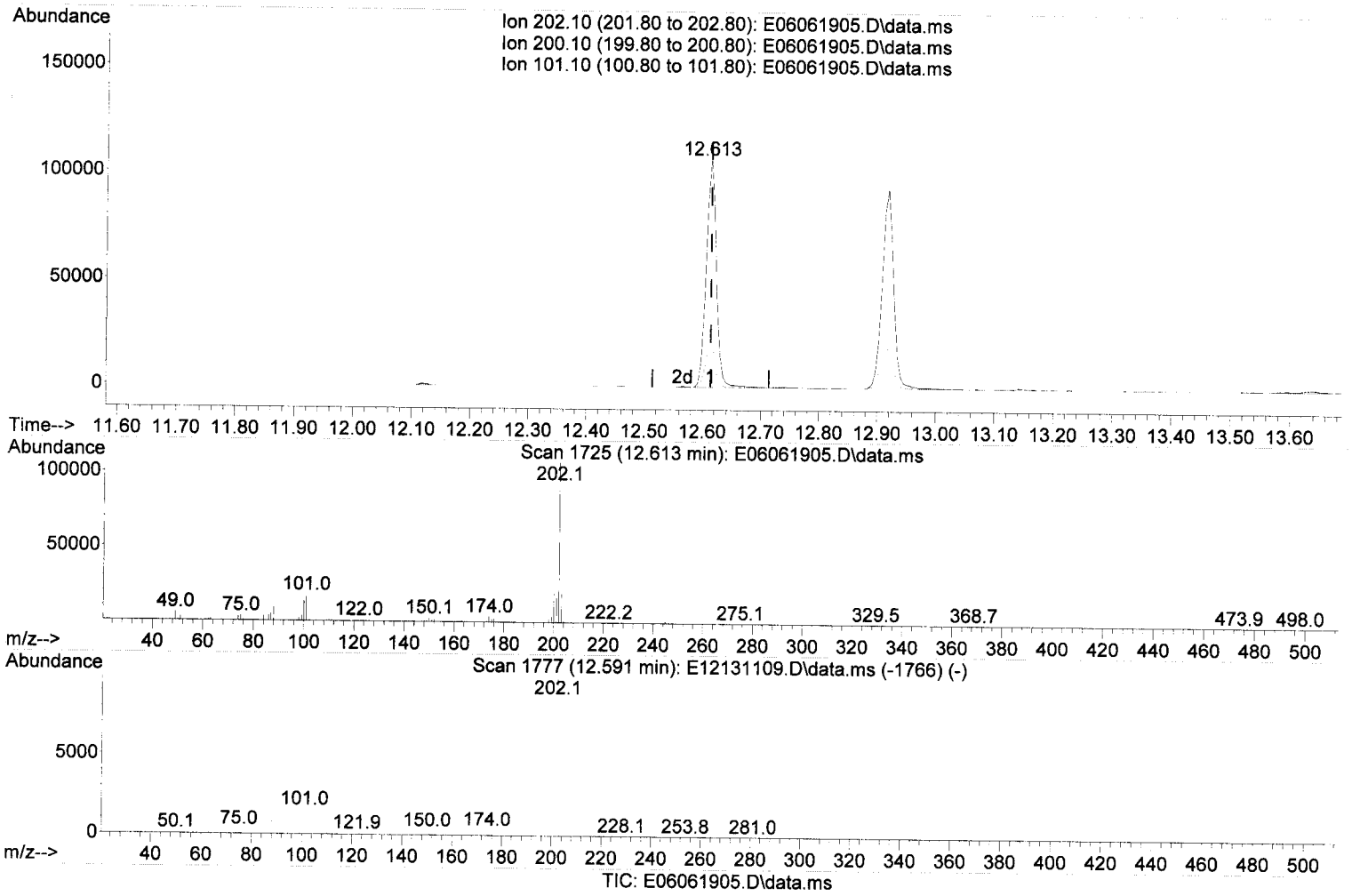

(75) Fluoranthene (T)

12.613min (-0.000) 219.66 ng/ml

response 130015

Ion	Exp%	Act%
202.10	100.00	100.00
200.10	21.00	19.27
101.10	15.70	16.41
0.00	0.00	0.00

Quantitation Report (Qedit)

Data Path : C:\msdchem\1\DATA\2019-06\9F06012\
Data File : E06061905.D
Acq On : 6 Jun 2019 10:51 am
Operator : JK/ AMS /DTH
Sample : A9E0838-14@40
Misc : 40x, 8270D LL PAH
ALS Vial : 4 Sample Multiplier: 1
DataAcq Meth:SV5_AQUISITION.M

Quant Time: Jun 06 12:15:02 2019
Quant Method : C:\msdchem\1\METHODS\SV5_013019R4.M
Quant Title : EPA 8270D: Semivolatile Organics
QLast Update : Fri May 31 15:11:51 2019
Response via : Initial Calibration
InstName : SV-GCMS5

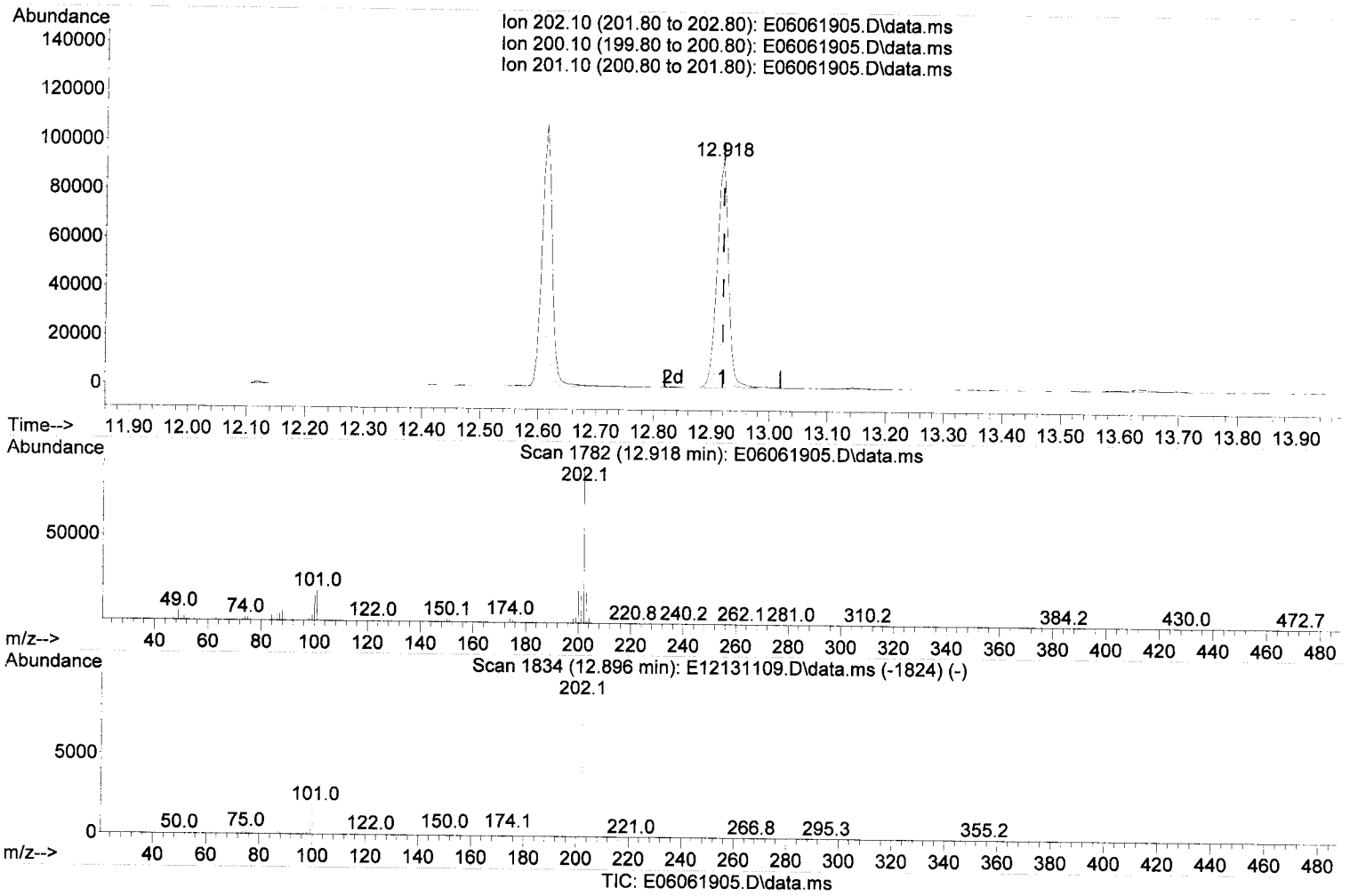

(77) Pyrene (T)

12.918min (-0.000) 214.42 ng/ml

response 128921

Ion	Exp%	Act%
202.10	100.00	100.00
200.10	21.20	20.22
201.10	17.50	17.29
0.00	0.00	0.00

Quantitation Report (Qedit)

Data Path : C:\msdchem\1\DATA\2019-06\9F06012\
Data File : E06061905.D
Acq On : 6 Jun 2019 10:51 am
Operator : JK/ AMS /DTH
Sample : A9E0838-14@40
Misc : 40x, 8270D LL PAH
ALS Vial : 4 Sample Multiplier: 1
DataAcq Meth:SV5_AQUISITION.M

Quant Time: Jun 06 12:15:02 2019
Quant Method : C:\msdchem\1\METHODS\SV5_013019R4.M
Quant Title : EPA 8270D: Semivolatile Organics
QLast Update : Fri May 31 15:11:51 2019
Response via : Initial Calibration
InstName : SV-GCMS5

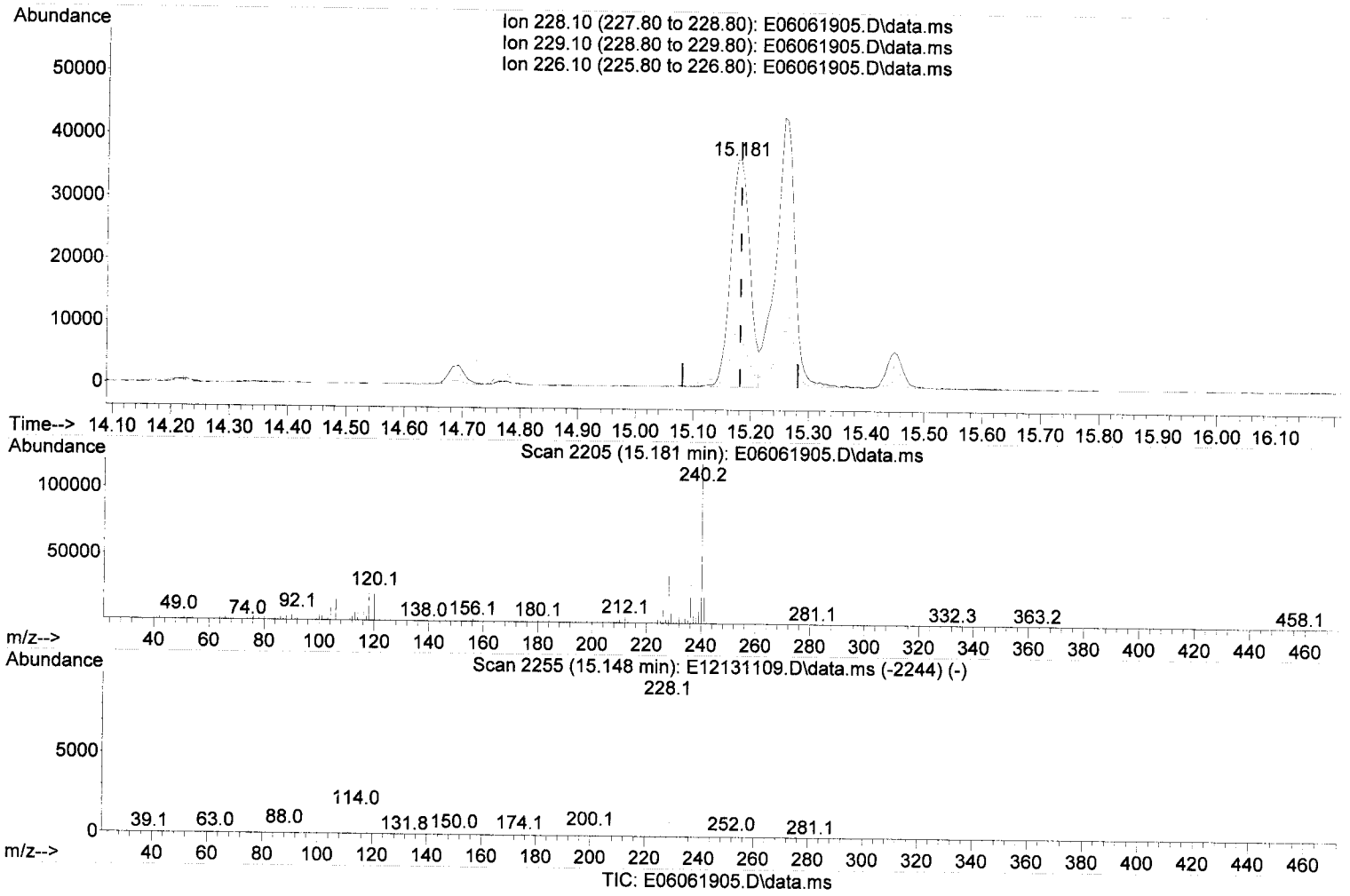

(83) Benz(a)anthracene (T)

15.181min (-0.000) 151.60 ng/ml

response 84814

Ion	Exp%	Act%
228.10	100.00	100.00
229.10	20.10	20.06
226.10	27.80	27.66
0.00	0.00	0.00

Quantitation Report (Qedit)

Data Path : C:\msdchem\1\DATA\2019-06\9F06012\
Data File : E06061905.D
Acq On : 6 Jun 2019 10:51 am
Operator : JK/ AMS /DTH
Sample : A9E0838-14@40
Misc : 40x, 8270D LL PAH
ALS Vial : 4 Sample Multiplier: 1
DataAcq Meth:SV5_AQUISITION.M

Quant Time: Jun 06 12:15:02 2019
Quant Method : C:\msdchem\1\METHODS\SV5_013019R4.M
Quant Title : EPA 8270D: Semivolatile Organics
QLast Update : Fri May 31 15:11:51 2019
Response via : Initial Calibration
InstName : SV-GCMS5

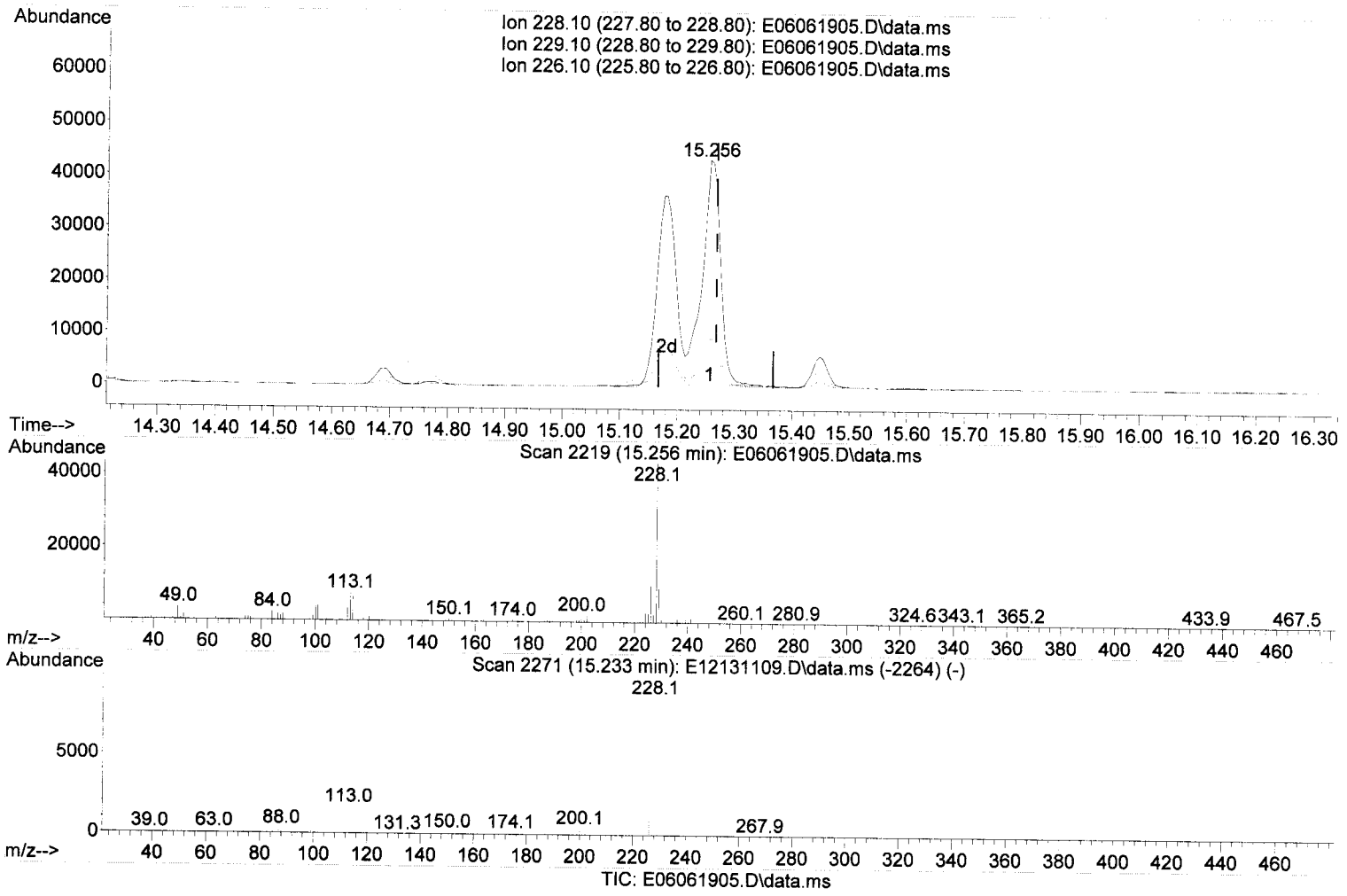

(84) Chrysene (T)

15.256min (-0.011) 179.13 ng/ml

response 95466

Ion	Exp%	Act%
228.10	100.00	100.00
229.10	20.00	21.19
226.10	29.80	29.66
0.00	0.00	0.00

Quantitation Report (Qedit)

Data Path : C:\msdchem\1\DATA\2019-06\9F06012\
Data File : E06061905.D
Acq On : 6 Jun 2019 10:51 am
Operator : JK/ AMS /DTH
Sample : A9E0838-14@40
Misc : 40x, 8270D LL PAH
ALS Vial : 4 Sample Multiplier: 1
DataAcq Meth:SV5_AQUISITION.M

Quant Time: Jun 06 12:15:02 2019
Quant Method : C:\msdchem\1\METHODS\SV5_013019R4.M
Quant Title : EPA 8270D: Semivolatile Organics
QLast Update : Fri May 31 15:11:51 2019
Response via : Initial Calibration
InstName : SV-GCMS5

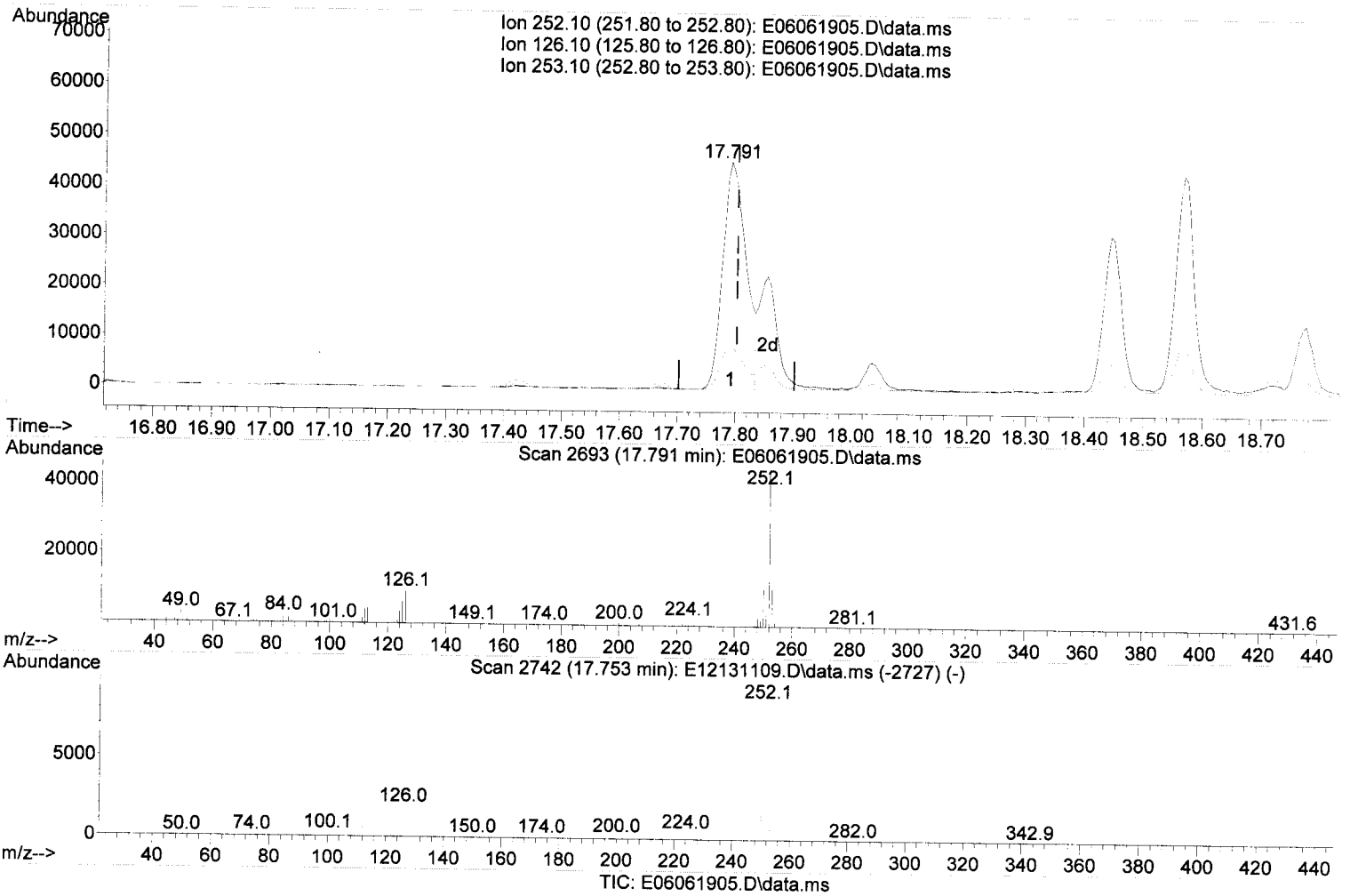

(88) Benzo(b)fluoranthene (T)

17.791min (-0.011) 277.97 ng/ml MOS

response 127128

Ion	Exp%	Act%
252.10	100.00	100.00
126.10	21.80	20.72
253.10	22.40	23.60
0.00	0.00	0.00

Quantitation Report (Qedit)

Data Path : C:\msdchem\1\DATA\2019-06\9F06012\
Data File : E06061905.D
Acq On : 6 Jun 2019 10:51 am
Operator : JK/ AMS /DTH
Sample : A9E0838-14@40
Misc : 40x, 8270D LL PAH
ALS Vial : 4 Sample Multiplier: 1
DataAcq Meth:SV5_AQUISITION.M

Quant Time: Jun 06 12:15:02 2019
Quant Method : C:\msdchem\1\METHODS\SV5_013019R4.M
Quant Title : EPA 8270D: Semivolatile Organics
QLast Update : Fri May 31 15:11:51 2019
Response via : Initial Calibration
InstName : SV-GCMS5

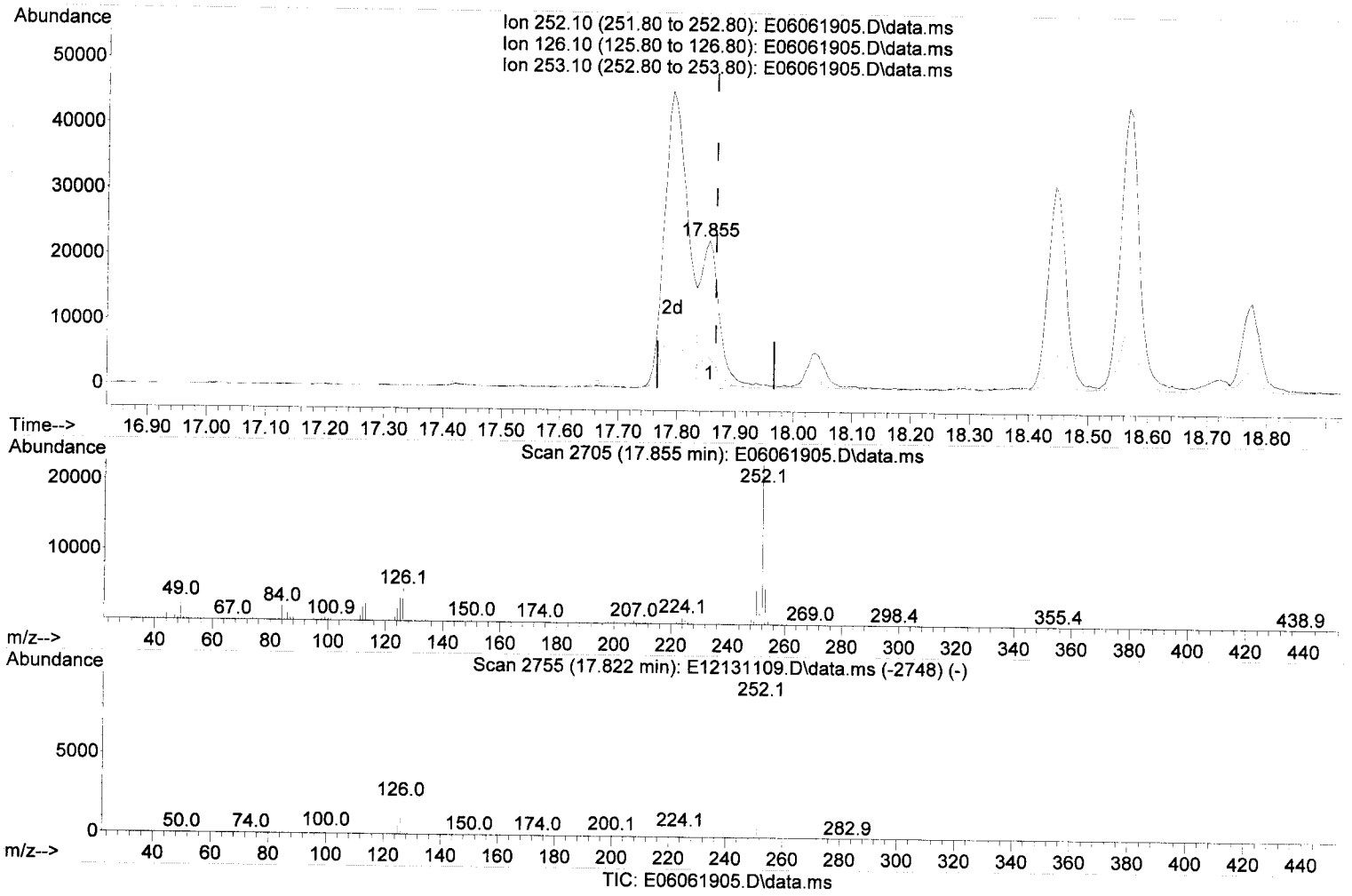

TIC: E06061905.D\data.ms

(89) Benzo(k)fluoranthene (T)

17.855min (-0.011) 110.44 ng/ml (m)

response 49640

Ion	Exp%	Act%
252.10	100.00	100.00
126.10	21.80	20.65
253.10	21.80	22.49
0.00	0.00	0.00

MOS
DTH 6/6/19

Quantitation Report (Qedit)

Data Path : C:\msdchem\1\DATA\2019-06\9F06012\
Data File : E06061905.D
Acq On : 6 Jun 2019 10:51 am
Operator : JK/ AMS /DTH
Sample : A9E0838-14@40
Misc : 40x, 8270D LL PAH
ALS Vial : 4 Sample Multiplier: 1
DataAcq Meth:SV5_AQUISITION.M

Quant Time: Jun 06 12:15:02 2019
Quant Method : C:\msdchem\1\METHODS\SV5_013019R4.M
Quant Title : EPA 8270D: Semivolatile Organics
QLast Update : Fri May 31 15:11:51 2019
Response via : Initial Calibration
InstName : SV-GCMS5

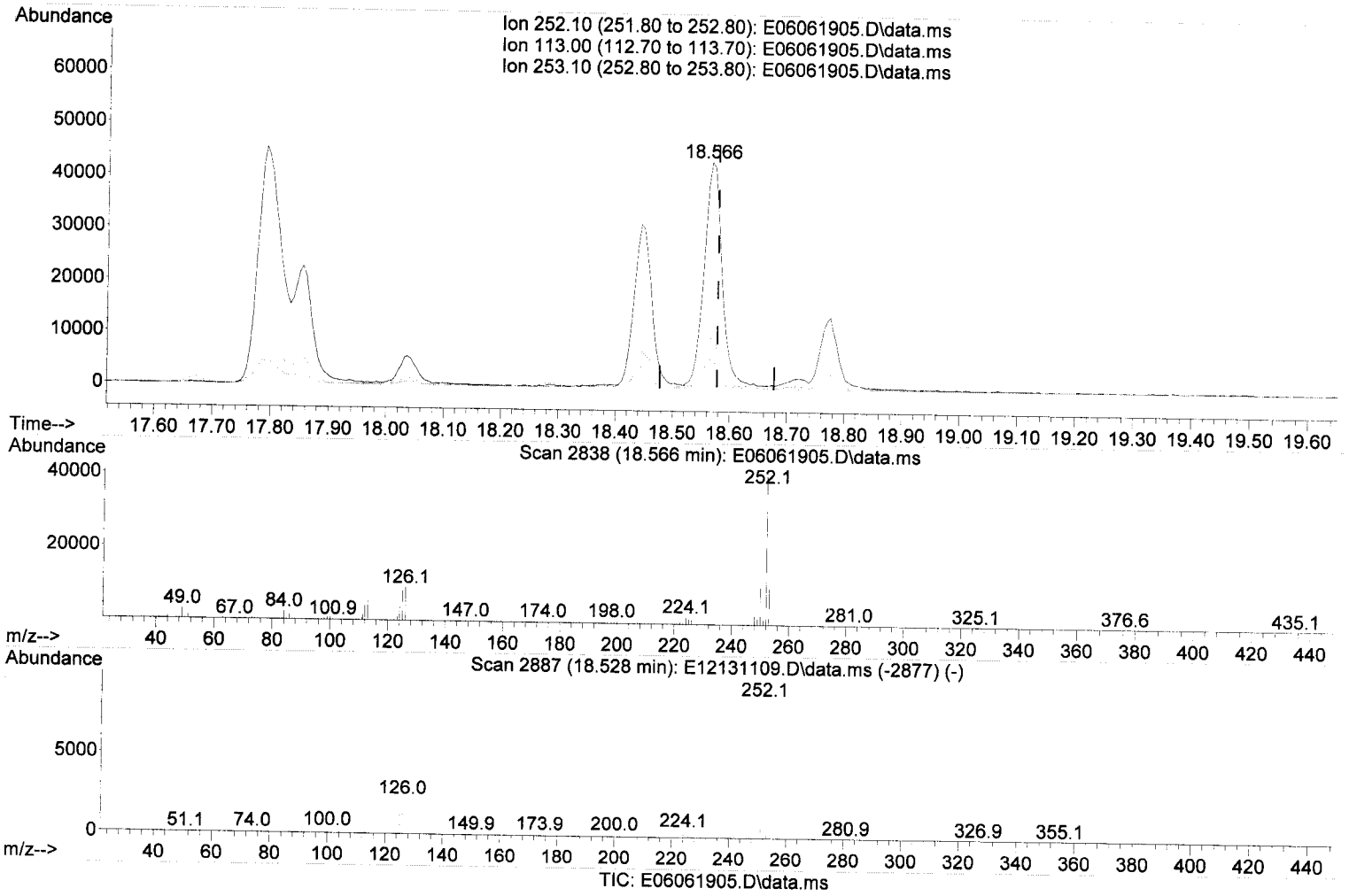

(92) Benzo(a)pyrene (T)

18.566min (-0.011) 223.45 ng/ml

response 92788

Ion	Exp%	Act%
252.10	100.00	100.00
113.00	12.70	12.67
253.10	21.70	22.67
0.00	0.00	0.00

Quantitation Report (Qedit)

Data Path : C:\msdchem\1\DATA\2019-06\9F06012\
Data File : E06061905.D
Acq On : 6 Jun 2019 10:51 am
Operator : JK/ AMS /DTH
Sample : A9E0838-14@40
Misc : 40x, 8270D LL PAH
ALS Vial : 4 Sample Multiplier: 1
DataAcq Meth:SV5_AQUISITION.M

Quant Time: Jun 06 12:15:02 2019
Quant Method : C:\msdchem\1\METHODS\SV5_013019R4.M
Quant Title : EPA 8270D: Semivolatile Organics
QLast Update : Fri May 31 15:11:51 2019
Response via : Initial Calibration
InstName : SV-GCMS5

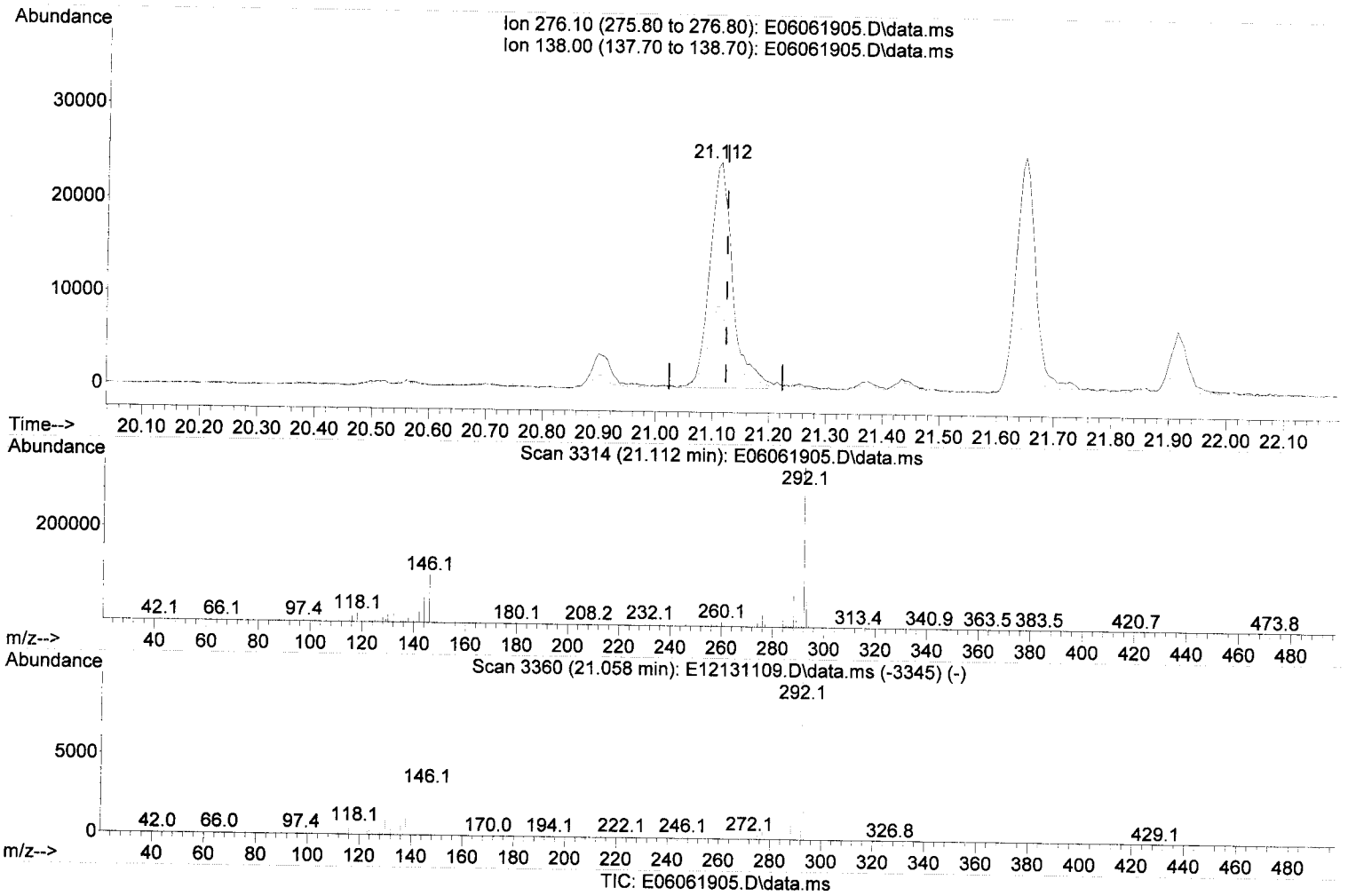

TIC: E06061905.D\data.ms

(95) Indeno(1,2,3-cd)pyrene (T)

21.112min (-0.011) 159.01 ng/ml

response 68421

Ion	Exp%	Act%
276.10	100.00	100.00
138.00	30.90	36.67
0.00	0.00	0.00
0.00	0.00	0.00

Quantitation Report (Qedit)

Data Path : C:\msdchem\1\DATA\2019-06\9F06012\
Data File : E06061905.D
Acq On : 6 Jun 2019 10:51 am
Operator : JK/ AMS /DTH
Sample : A9E0838-14@40
Misc : 40x, 8270D LL PAH
ALS Vial : 4 Sample Multiplier: 1
DataAcq Meth:SV5_AQUISITION.M

Quant Time: Jun 06 12:15:02 2019
Quant Method : C:\msdchem\1\METHODS\SV5_013019R4.M
Quant Title : EPA 8270D: Semivolatile Organics
QLast Update : Fri May 31 15:11:51 2019
Response via : Initial Calibration
InstName : SV-GCMS5

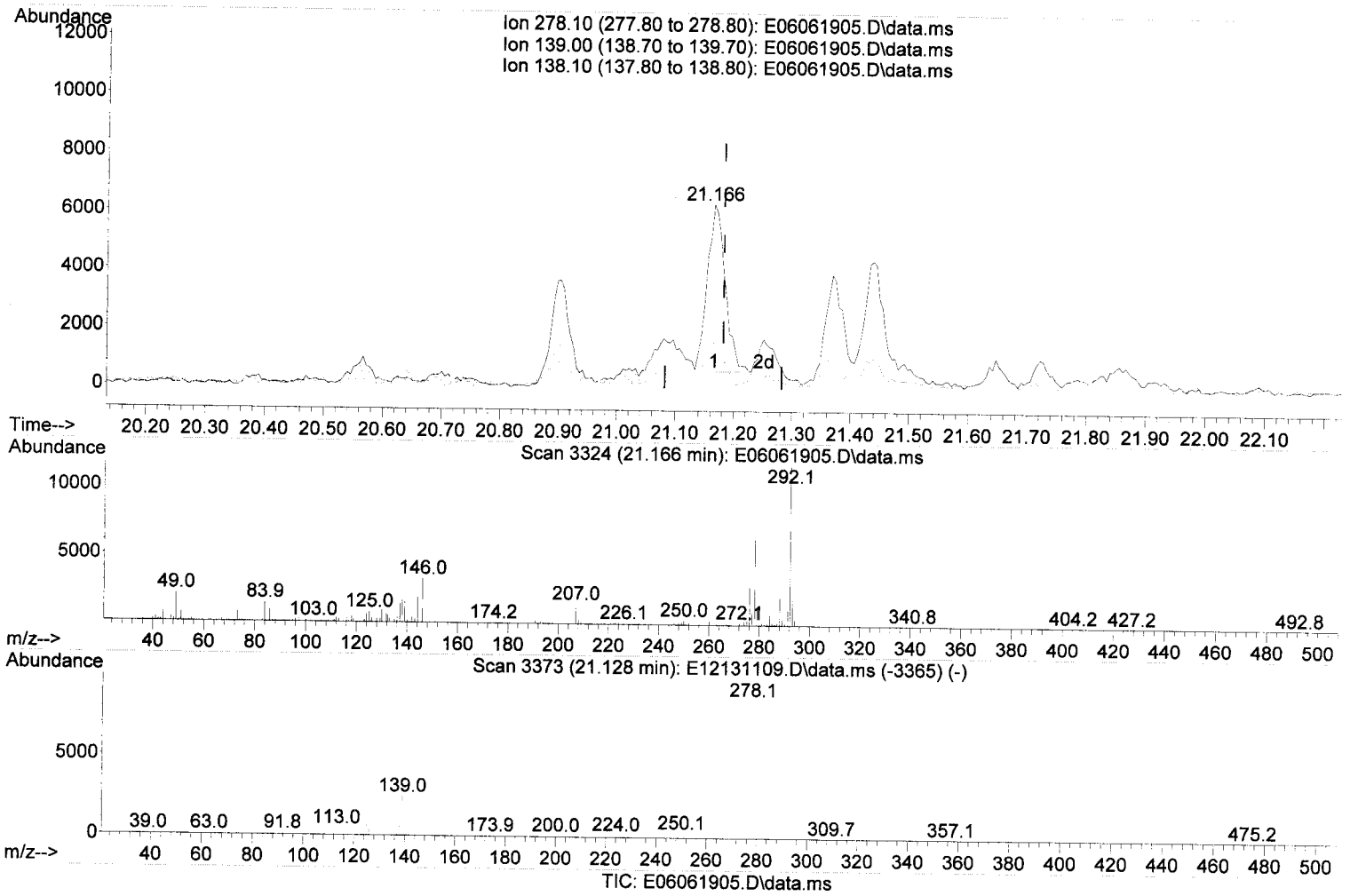

(96) Dibenz(a,h)anthracene (T)

21.166min (-0.016) 31.23 ng/ml

response 12307

Ion	Exp%	Act%
278.10	100.00	100.00
139.00	25.60	25.10
138.10	17.70	26.25
0.00	0.00	0.00

Quantitation Report (Qedit)

Data Path : C:\msdchem\1\DATA\2019-06\9F06012\
Data File : E06061905.D
Acq On : 6 Jun 2019 10:51 am
Operator : JK/ AMS /DTH
Sample : A9E0838-14@40
Misc : 40x, 8270D LL PAH
ALS Vial : 4 Sample Multiplier: 1
DataAcq Meth:SV5_AQUISITION.M

Quant Time: Jun 06 12:15:02 2019
Quant Method : C:\msdchem\1\METHODS\SV5_013019R4.M
Quant Title : EPA 8270D: Semivolatile Organics
QLast Update : Fri May 31 15:11:51 2019
Response via : Initial Calibration
InstName : SV-GCMS5

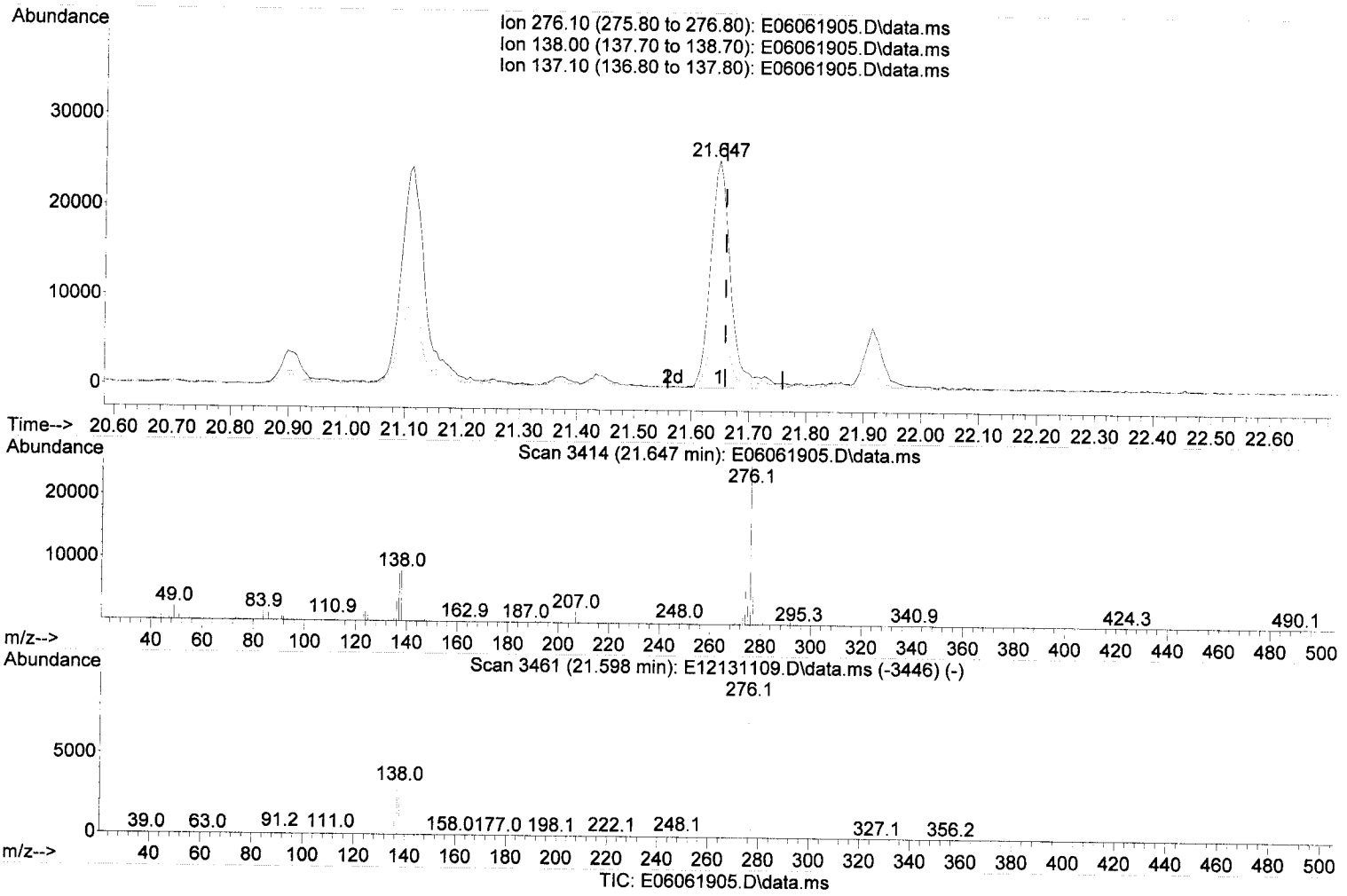

(97) Benzo(g,h,i)perylene (T)

21.647min (-0.011) 143.81 ng/ml

response 60923

Ion	Exp%	Act%
276.10	100.00	100.00
138.00	45.90	31.58
137.10	39.00	29.85
0.00	0.00	0.00

Quantitation Report (Not Reviewed)

Data Path : C:\msdchem\1\DATA\2019-06\9F06012\
Data File : E06061905.D
Acq On : 6 Jun 2019 10:51 am
Operator : JK/ AMS /DTH
Sample : A9E0838-14@40
Misc : 40x, 8270D LL PAH
ALS Vial : 4 Sample Multiplier: 1
DataAcq Meth:SV5_AQUISITION.M

Quant Time: Jun 06 12:15:02 2019
Quant Method : C:\msdchem\1\METHODS\SV5_013019R4.M
Quant Title : EPA 8270D: Semivolatile Organics
QLast Update : Fri May 31 15:11:51 2019
Response via : Initial Calibration
InstName : SV-GCMS5



Quantitation Report (Not Reviewed)

Data Path : C:\msdchem\1\DATA\2019-06\9F06012\
Data File : E06061918.D
Acq On : 6 Jun 2019 6:51 pm
Operator : JK/ AMS /DTH
Sample : A9E0838-16RE1@10
Misc : 10x, 8270D LL PAH
ALS Vial : 17 Sample Multiplier: 1
DataAcq Meth:SV5_AQUISITION.M

Quant Time: Jun 06 19:24:48 2019
Quant Method : C:\msdchem\1\METHODS\SV5_013019R4.M
Quant Title : EPA 8270D: Semivolatile Organics
QLast Update : Fri May 31 15:11:51 2019
Response via : Initial Calibration
InstName : SV-GCMS5

DTH 6/6/19 MOS

Compound	R.T.	QIon	Response	Conc Units	Dev(Min)
Internal Standards					
1) 1,4-Dichlorobenzene-d4...	6.762	152	301807	2000.00 ng/ml	0.00
21) Naphthalene-d8 (ISTD)	8.003	136	1211546	2000.00 ng/ml	0.00
35) Acenaphthene-d10 (ISTD)	9.778	162	534100	2000.00 ng/ml	0.00
64) Phenanthrene-d10 (ISTD)	11.292	188	1057946	2000.00 ng/ml	0.00
78) Chrysene-d12 (ISTD)	15.207	240	1144662	2000.00 ng/ml	0.00
86) Perylene-d12 (ISTD)	18.727	264	1023067	2000.00 ng/ml	0.00
94) Dibenz(a,h)Anthrcene-d...	21.117	292	925062	2000.00 ng/ml	0.00
System Monitoring Compounds					
4) 2-Fluorophenol (Surr)	5.564	112	21761	115.65 ng/ml	0.00
5) Phenol-d6(Surr)	6.409	99	32225	128.04 ng/ml	0.00
19) Nitrobenzene-d5 (Surr)	7.291	82	26936	119.37 ng/ml	0.00
40) 2-Fluorobiphenyl (Surr)	9.083	172	51568	129.83 ng/ml	0.00
67) 2,4,6-Tribromophenol (...	10.586	330	6321	184.94 ng/ml	0.00
79) Terphenyl-d14 (Surr)	13.127	244	80118	149.80 ng/ml	0.00
Target Compounds					Qvalue
2) N-Nitrosodimethylamine	4.344	74	125	N.D.	
3) Pyridine	4.360	79	165	N.D.	
6) Phenol	6.419	94	582	N.D.	
7) Aniline	6.435	93	461	N.D.	
8) Bis(2-chloroethyl) ether	6.494	93	293	N.D.	
9) 2-Chlorophenol	0.000		0	N.D.	
10) 1,3-Dichlorobenzene	0.000		0	N.D.	
11) 1,4-Dichlorobenzene	0.000		0	N.D.	
12) Benzyl alcohol	0.000		0	N.D.	
13) 1,2-Dichlorobenzene	0.000		0	N.D.	
14) 2-Methylphenol	0.000		0	N.D.	
15) 2,2'-Oxybis(1-Chloropr...	7.018	45	112	N.D.	
16) N-Nitrosodi-n-propylamine	7.109	70	123	N.D.	
17) 3+4-Methylphenol	7.147	107	1624	7.83 ng/ml#	78
18) Hexachloroethane	7.265	117	114	N.D.	
20) Nitrobenzene	7.291	77	238	N.D.	
22) Isophorone	7.543	82	278	N.D.	
23) 2-Nitrophenol	7.639	139	53	24.75 ng/ml#	1
24) 2,4-Dimethylphenol	7.730	122	165	N.D.	
25) Bis(2-chloroethoxy) me...	7.746	93	120	N.D.	
26) Benzoic acid	7.730	105	241	401.30 ng/ml	93
27) 2,4-Dichlorophenol	0.000		0	N.D.	
28) 1,2,4-Trichlorobenzene	0.000		0	N.D.	
29) Naphthalene	8.024	128	16498	25.53 ng/ml	99
30) 4-Chloroaniline	8.024	127	2284	10.26 ng/ml#	26
31) Hexachlorobutadiene	0.000		0	N.D.	
32) 4-Chloro-3-methylphenol	8.543	107	179	27.73 ng/ml#	1
33) 2-Methylnaphthalene	8.719	142	4806	11.82 ng/ml	95
34) 1-Methylnaphthalene	8.821	142	1788	4.59 ng/ml	85
36) Hexachlorocyclopentadiene	0.000		0	N.D.	
37) 2,4,6-Trichlorophenol	9.008	196	57	11.79 ng/ml#	12
38) 2,4,5-Trichlorophenol	9.008	196	57	11.99 ng/ml#	12
39) 1,1'-Biphenyl	9.185	154	1695	3.71 ng/ml	96
41) 2-Chloronaphthalene	9.265	162	204	N.D.	
42) 2-Nitroaniline	9.334	138	263	56.69 ng/ml#	44

Quantitation Report (Not Reviewed)

Data Path : C:\msdchem\1\DATA\2019-06\9F06012\
Data File : E06061918.D
Acq On : 6 Jun 2019 6:51 pm
Operator : JK/ AMS /DTH
Sample : A9E0838-16RE1@10
Misc : 10x, 8270D LL PAH
ALS Vial : 17 Sample Multiplier: 1
DataAcq Meth:SV5_AQUISITION.M

Quant Time: Jun 06 19:24:48 2019
Quant Method : C:\msdchem\1\METHODS\SV5_013019R4.M
Quant Title : EPA 8270D: Semivolatile Organics
QLast Update : Fri May 31 15:11:51 2019
Response via : Initial Calibration
InstName : SV-GCMS5

Compound	R.T.	QIon	Response	Conc Units	Dev(Min)
43) 2,6-Dimethylnaphthalene	9.350	156	2192	6.87 ng/ml	94
44) 1,4-Dinitrobenzene	9.457	168	180	75.34 ng/ml#	27
45) Dimethyl phthalate	9.473	163	74	N.D.	
46) 1,3-Dinitrobenzene	9.457	168	180	70.67 ng/ml#	47
47) 2,6-Dinitrotoluene	9.543	165	105	33.13 ng/ml#	60
48) 1,2-Dinitrobenzene	0.000		0	N.D.	
49) Acenaphthylene	9.634	152	4974	9.56 ng/ml	92
50) 3-Nitroaniline	9.746	138	113	30.44 ng/ml#	22
51) Acenaphthene	9.810	153	9572	27.13 ng/ml	95
52) 2,4-Dinitrophenol	0.000		0	N.D.	
53) 4-Nitrophenol	9.917	139	105	67.17 ng/ml#	1
54) 2,4-Dinitrotoluene	9.939	165	285	63.90 ng/ml#	46
55) Dibenzofuran	9.987	168	3613	7.88 ng/ml#	23
56) 2,3,5,6-Tetrachlorophenol	0.000		0	N.D.	
57) 2,3,4,6-Tetrachlorophenol	0.000		0	N.D.	
58) Diethyl phthalate	10.190	149	395	N.D.	
59) 2,3,5-Trimethylnaphtha...	10.185	170	3539	12.44 ng/ml	70
60) Fluorene	10.335	166	5067	13.80 ng/ml	98
61) 4-Chlorophenyl phenyl ...	10.276	204	88	N.D.	
62) 4-Nitroaniline	10.340	138	225	N.D.	
63) 4,6-Dinitro-2-methylph...	0.000		0	N.D.	
65) N-Nitrosodiphenylamine	10.447	169	2823	8.45 ng/ml	68
66) Azobenzene (1,2-DPH)	10.500	77	321	N.D.	
68) 4-Bromophenyl phenyl e...	10.880	248	61	N.D.	
69) Hexachlorobenzene	0.000		0	N.D.	
70) Pentachlorophenol (PCP)	11.116	266	90	71.80 ng/ml#	43
71) Phenanthrene	11.319	178	94788	163.24 ng/ml	99
72) Anthracene	11.367	178	6349	10.60 ng/ml	89
73) Carbazole	11.533	167	1479	2.65 ng/ml	54
74) Di-n-butyl phthalate	11.864	149	1324	N.D.	
75) Fluoranthene	12.613	202	76261	126.61 ng/ml	98
76) Benzidine	12.747	184	59	38.74 ng/ml#	1
77) Pyrene	12.918	202	99349	162.38 ng/ml	98
80) Butyl benzyl phthalate	13.966	149	589	N.D.	
81) Bis(2-ethylhexyl) adipate	14.138	129	1109	3.33 ng/ml	64
82) 3,3-Dichlorobenzidine	15.132	252	93	21.54 ng/ml#	1
83) Benz(a)anthracene	15.181	228	29036	44.97 ng/ml MQS	80
84) Chrysene	15.261	228	31648	51.45 ng/ml MQS	95
85) Bis(2-ethylhexyl) phth...	15.320	149	5595	11.69 ng/ml	97
87) Di-n-octyl phthalate	16.999	149	377	31.23 ng/ml#	1
88) Benzo(b)fluoranthene	17.796	252	32389	59.92 ng/ml MQS	98
89) Benzo(k)fluoranthene	~~17.796~~	~~252~~	~~40257~~	~~75.79 ng/ml~~	~~97~~
90) Benzo(b+k)fluoranthene	17.796	252	49437	87.09 ng/ml	97
91) Benzo(e)pyrene	18.443	252	22022	40.13 ng/ml	93
92) Benzo(a)pyrene	18.572	252	31534	64.26 ng/ml	99
93) Perylene	18.775	252	37135	66.21 ng/ml	99
95) Indeno(1,2,3-cd)pyrene	21.112	276	23430	46.21 ng/ml	69
96) Dibenz(a,h)anthracene	21.171	278	2892	6.23 ng/ml	57
97) Benzo(g,h,i)perylene	21.647	276	26358	52.80 ng/ml	89

MI Hit 5

(#) = qualifier out of range (m) = manual integration (+) = signals summed

Quantitation Report (Qedit)

Data Path : C:\msdchem\1\DATA\2019-06\9F06012\
Data File : E06061918.D
Acq On : 6 Jun 2019 6:51 pm
Operator : JK/ AMS /DTH
Sample : A9E0838-16RE1@10
Misc : 10x, 8270D LL PAH
ALS Vial : 17 Sample Multiplier: 1
DataAcq Meth:SV5_AQUISITION.M

Quant Time: Jun 06 19:24:48 2019
Quant Method : C:\msdchem\1\METHODS\SV5_013019R4.M
Quant Title : EPA 8270D: Semivolatile Organics
QLast Update : Fri May 31 15:11:51 2019
Response via : Initial Calibration
InstName : SV-GCMS5

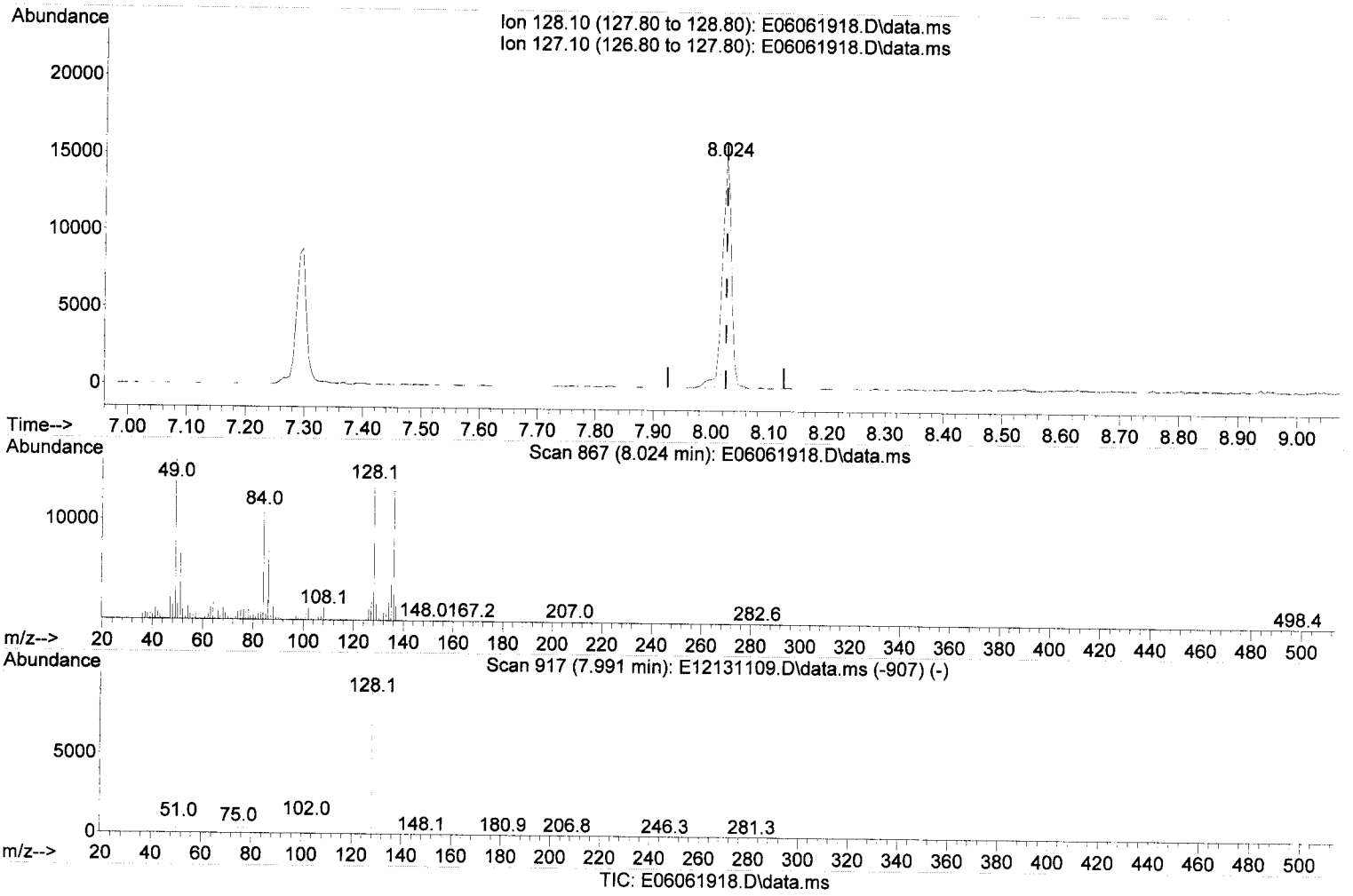

(29) Naphthalene (T)

8.024min (-0.000) 25.53 ng/ml

response 16498

Ion	Exp%	Act%
128.10	100.00	100.00
127.10	13.30	12.80
0.00	0.00	0.00
0.00	0.00	0.00

Quantitation Report (Qedit)

Data Path : C:\msdchem\1\DATA\2019-06\9F06012\
Data File : E06061918.D
Acq On : 6 Jun 2019 6:51 pm
Operator : JK/ AMS /DTH
Sample : A9E0838-16RE1@10
Misc : 10x, 8270D LL PAH
ALS Vial : 17 Sample Multiplier: 1
DataAcq Meth:SV5_AQUISITION.M

Quant Time: Jun 06 19:24:48 2019
Quant Method : C:\msdchem\1\METHODS\SV5_013019R4.M
Quant Title : EPA 8270D: Semivolatile Organics
QLast Update : Fri May 31 15:11:51 2019
Response via : Initial Calibration
InstName : SV-GCMS5

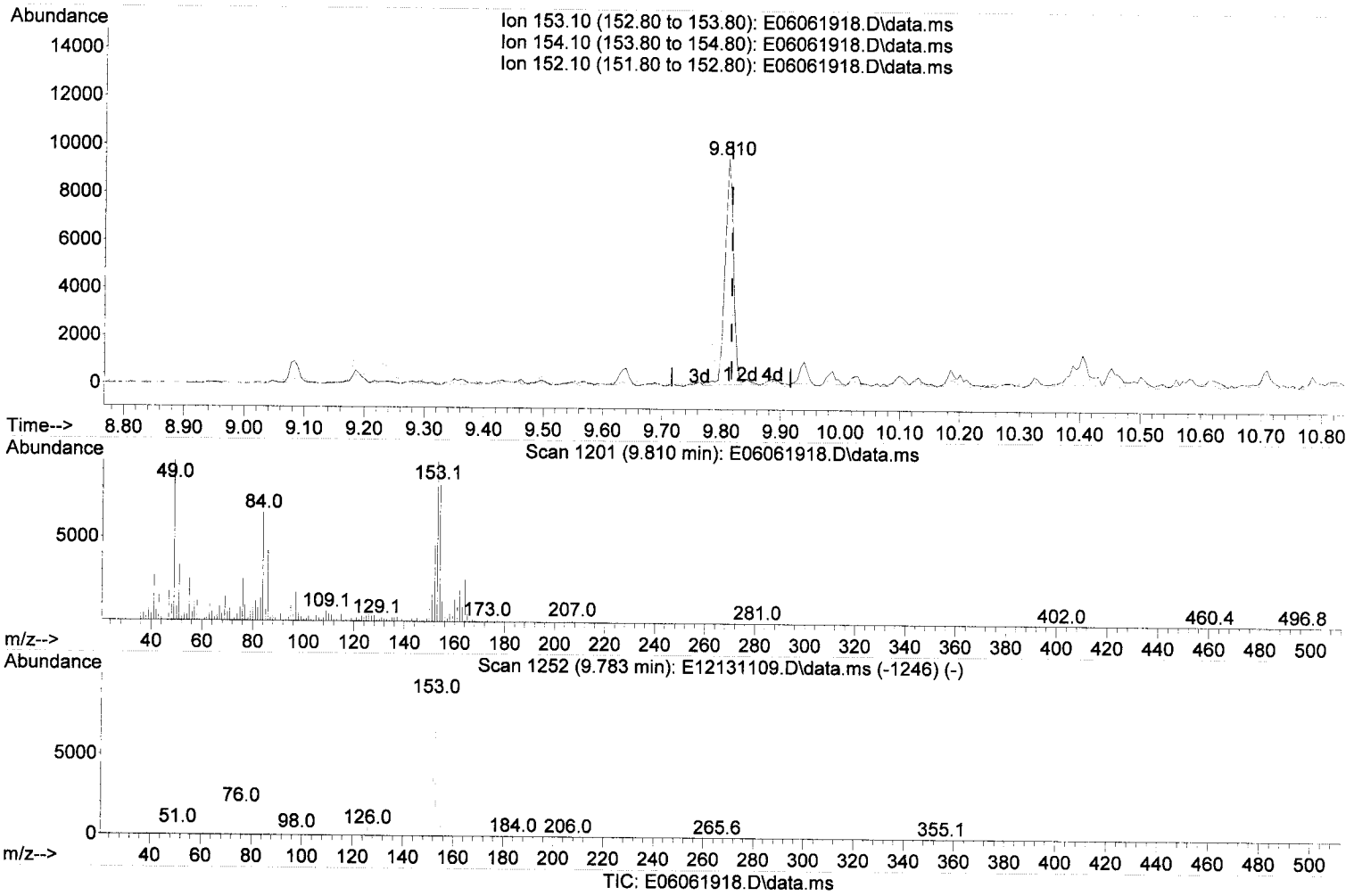

(51) Acenaphthene (T)

9.810min (-0.006) 27.13 ng/ml

response 9572

Ion	Exp%	Act%
153.10	100.00	100.00
154.10	92.00	85.81
152.10	47.10	47.67
0.00	0.00	0.00

Quantitation Report (Qedit)

Data Path : C:\msdchem\1\DATA\2019-06\9F06012\
Data File : E06061918.D
Acq On : 6 Jun 2019 6:51 pm
Operator : JK/ AMS /DTH
Sample : A9E0838-16RE1@10
Misc : 10x, 8270D LL PAH
ALS Vial : 17 Sample Multiplier: 1
DataAcq Meth:SV5_AQUISITION.M

Quant Time: Jun 06 19:24:48 2019
Quant Method : C:\msdchem\1\METHODS\SV5_013019R4.M
Quant Title : EPA 8270D: Semivolatile Organics
QLast Update : Fri May 31 15:11:51 2019
Response via : Initial Calibration
InstName : SV-GCMS5

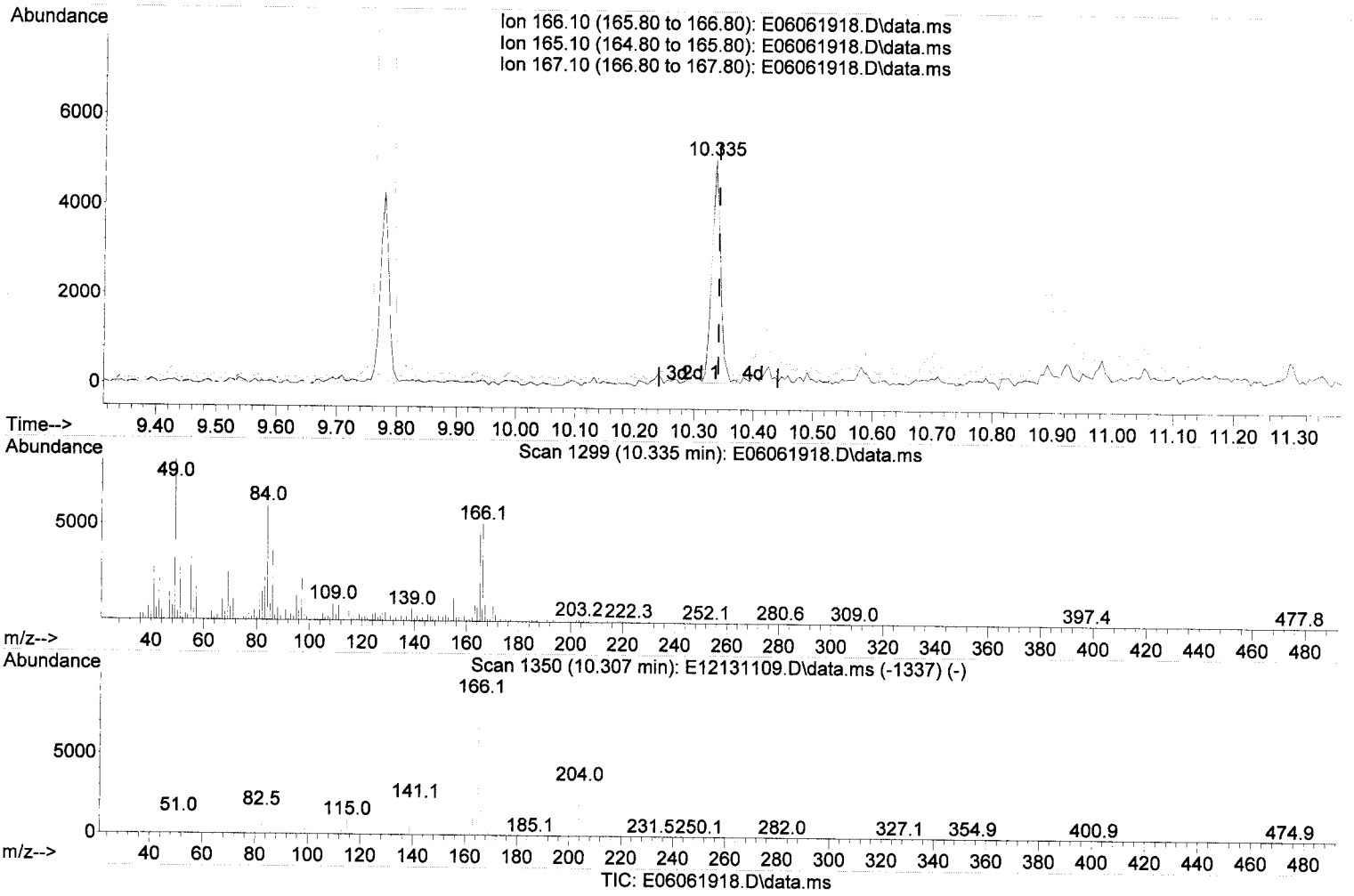

(60) Fluorene (T)

10.335min (-0.006) 13.80 ng/ml

response 5067

Ion	Exp%	Act%
166.10	100.00	100.00
165.10	93.50	94.82
167.10	13.60	17.26
0.00	0.00	0.00

Quantitation Report (Qedit)

Data Path : C:\msdchem\1\DATA\2019-06\9F06012\
Data File : E06061918.D
Acq On : 6 Jun 2019 6:51 pm
Operator : JK/ AMS /DTH
Sample : A9E0838-16RE1@10
Misc : 10x, 8270D LL PAH
ALS Vial : 17 Sample Multiplier: 1
DataAcq Meth:SV5_AQUISITION.M

Quant Time: Jun 06 19:24:48 2019
Quant Method : C:\msdchem\1\METHODS\SV5_013019R4.M
Quant Title : EPA 8270D: Semivolatile Organics
QLast Update : Fri May 31 15:11:51 2019
Response via : Initial Calibration
InstName : SV-GCMS5

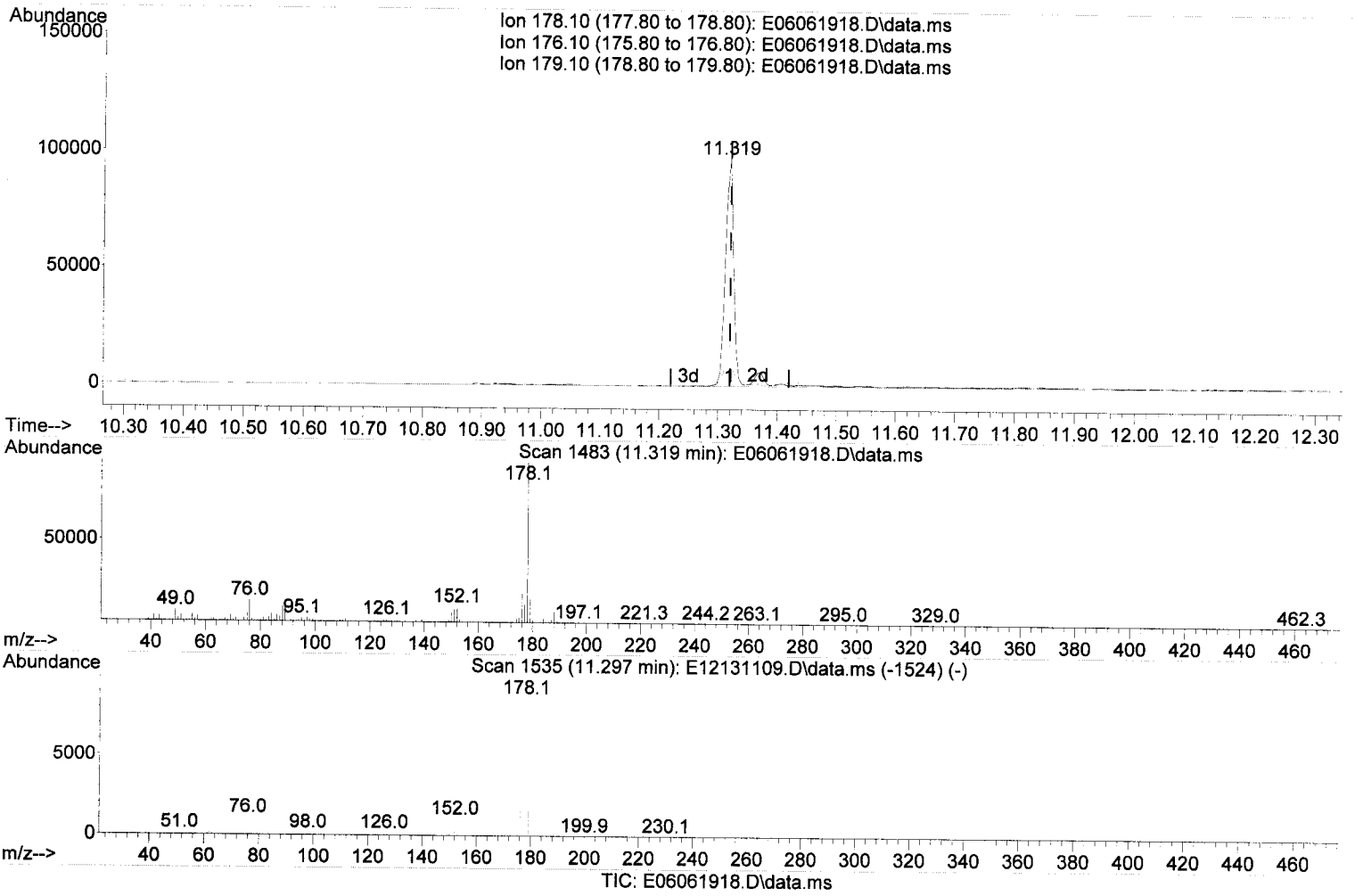

(71) Phenanthrene (T)

11.319min (-0.000) 163.24 ng/ml

response 94788

Ion	Exp%	Act%
178.10	100.00	100.00
176.10	19.10	18.20
179.10	15.00	14.82
0.00	0.00	0.00

Quantitation Report (Qedit)

Data Path : C:\msdchem\1\DATA\2019-06\9F06012\
Data File : E06061918.D
Acq On : 6 Jun 2019 6:51 pm
Operator : JK/ AMS /DTH
Sample : A9E0838-16RE1@10
Misc : 10x, 8270D LL PAH
ALS Vial : 17 Sample Multiplier: 1
DataAcq Meth:SV5_AQUISITION.M

Quant Time: Jun 06 19:24:48 2019
Quant Method : C:\msdchem\1\METHODS\SV5_013019R4.M
Quant Title : EPA 8270D: Semivolatile Organics
QLast Update : Fri May 31 15:11:51 2019
Response via : Initial Calibration
InstName : SV-GCMS5

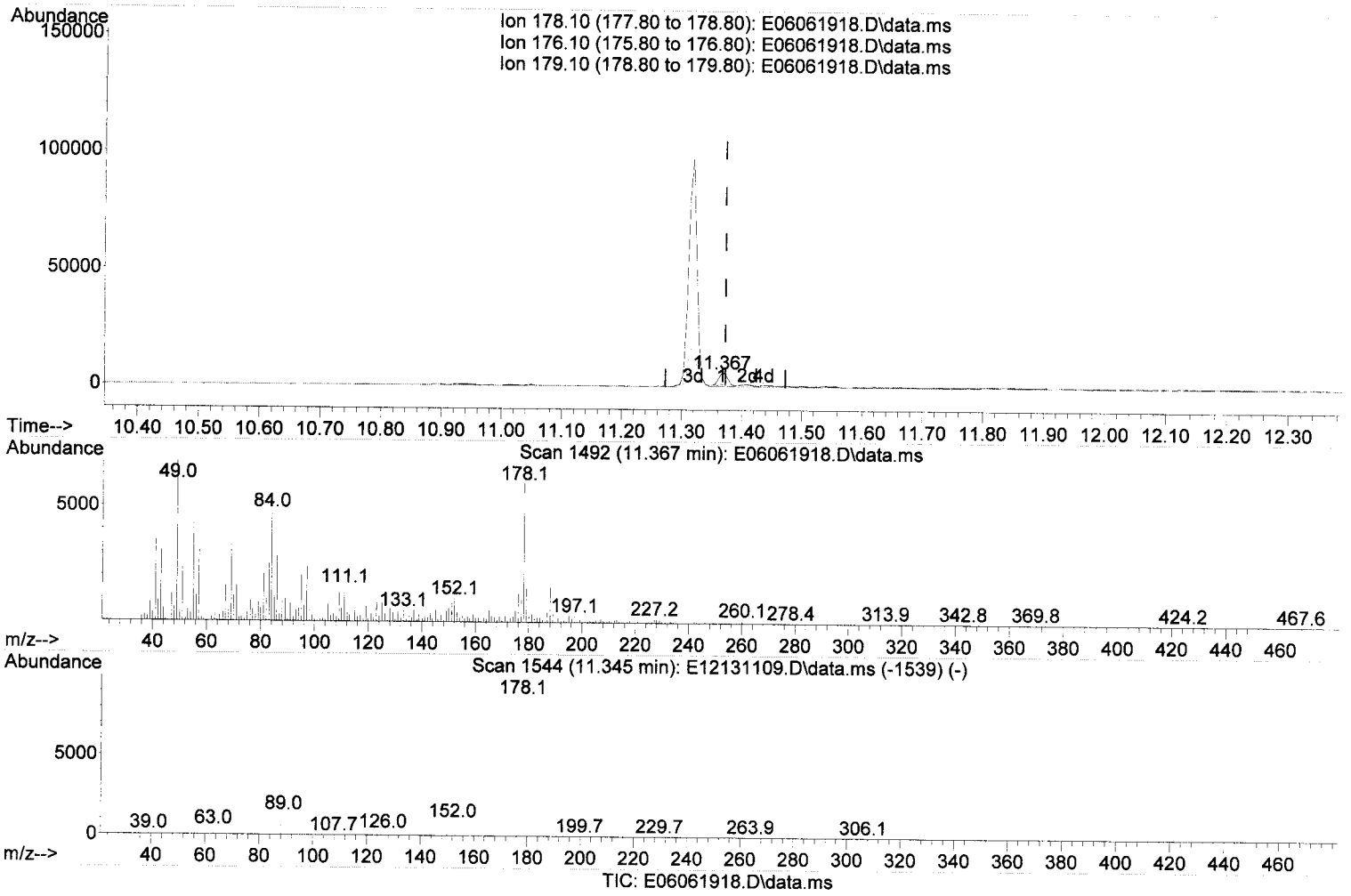

(72) Anthracene (T)

11.367min (-0.006) 10.66 ng/ml J

response 6349

Ion	Exp%	Act%
178.10	100.00	100.00
176.10	19.10	20.49
179.10	15.50	24.05
0.00	0.00	0.00

Quantitation Report (Qedit)

Data Path : C:\msdchem\1\DATA\2019-06\9F06012\
Data File : E06061918.D
Acq On : 6 Jun 2019 6:51 pm
Operator : JK/ AMS /DTH
Sample : A9E0838-16RE1@10
Misc : 10x, 8270D LL PAH
ALS Vial : 17 Sample Multiplier: 1
DataAcq Meth:SV5_AQUISITION.M

Quant Time: Jun 06 19:24:48 2019
Quant Method : C:\msdchem\1\METHODS\SV5_013019R4.M
Quant Title : EPA 8270D: Semivolatile Organics
QLast Update : Fri May 31 15:11:51 2019
Response via : Initial Calibration
InstName : SV-GCMS5

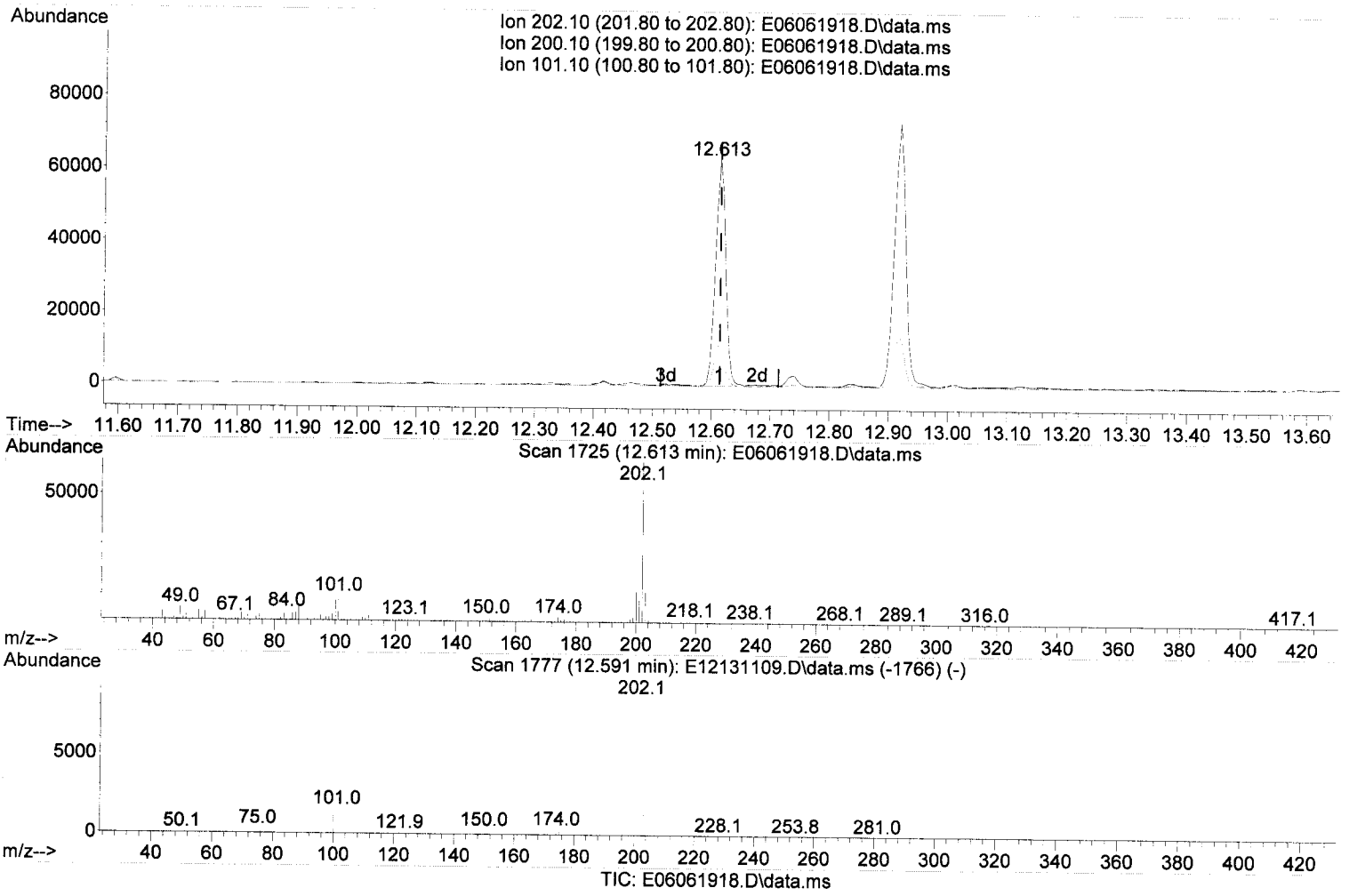

(75) Fluoranthene (T)

12.613min (-0.000) 126.61 ng/ml

response 76261

Ion	Exp%	Act%
202.10	100.00	100.00
200.10	21.00	19.26
101.10	15.70	15.66
0.00	0.00	0.00

Quantitation Report (Qedit)

Data Path : C:\msdchem\1\DATA\2019-06\9F06012\
Data File : E06061918.D
Acq On : 6 Jun 2019 6:51 pm
Operator : JK/ AMS /DTH
Sample : A9E0838-16RE1@10
Misc : 10x, 8270D LL PAH
ALS Vial : 17 Sample Multiplier: 1
DataAcq Meth:SV5_AQUISITION.M

Quant Time: Jun 06 19:24:48 2019
Quant Method : C:\msdchem\1\METHODS\SV5_013019R4.M
Quant Title : EPA 8270D: Semivolatile Organics
QLast Update : Fri May 31 15:11:51 2019
Response via : Initial Calibration
InstName : SV-GCMS5

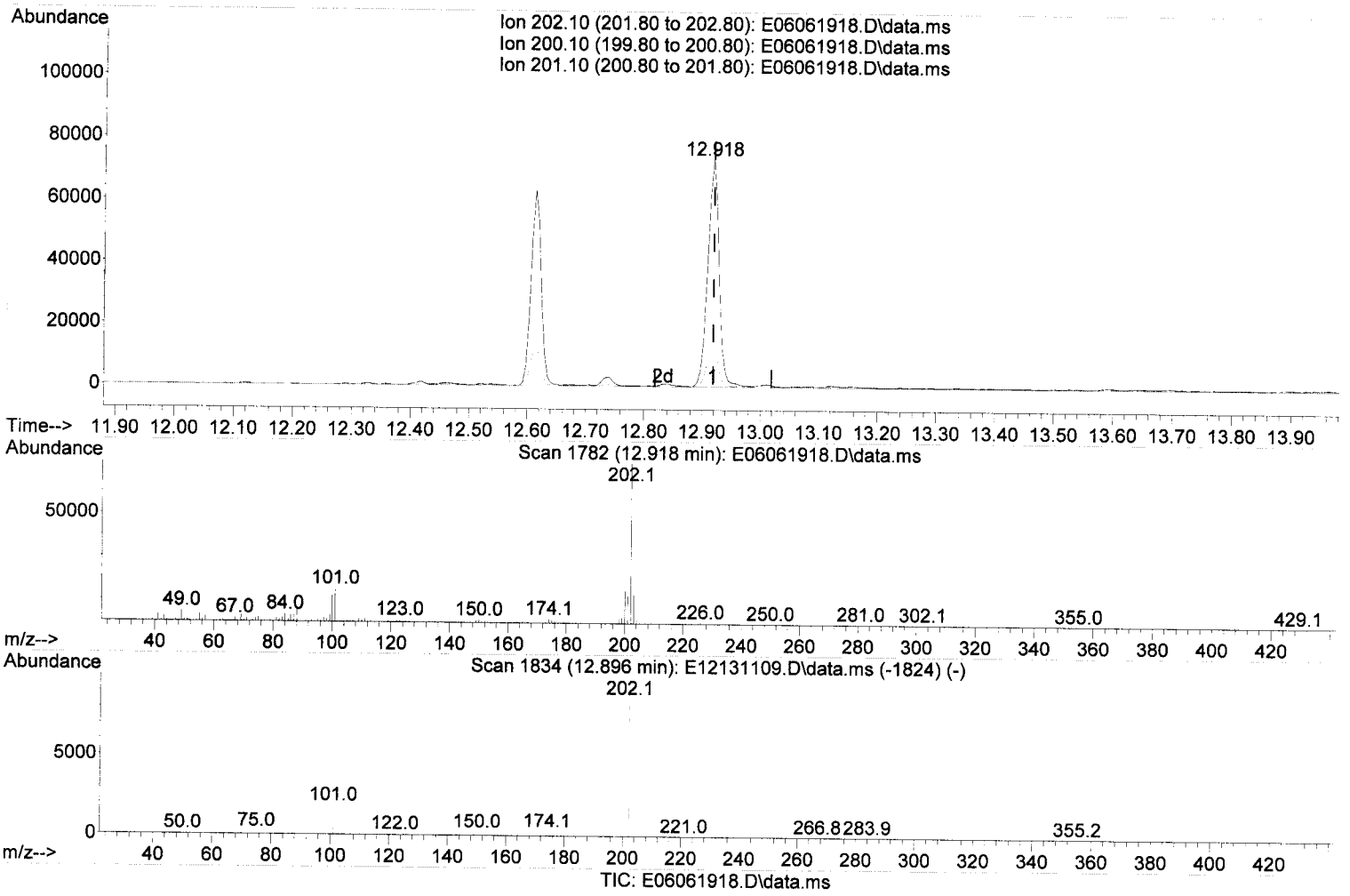

TIC: E06061918.D\data.ms

(77) Pyrene (T)

12.918min (-0.000) 162.38 ng/ml

response 99349

Ion	Exp%	Act%
202.10	100.00	100.00
200.10	21.20	20.19
201.10	17.50	17.16
0.00	0.00	0.00

Quantitation Report (Qedit)

Data Path : C:\msdchem\1\DATA\2019-06\9F06012\
Data File : E06061918.D
Acq On : 6 Jun 2019 6:51 pm
Operator : JK/ AMS /DTH
Sample : A9E0838-16RE1@10
Misc : 10x, 8270D LL PAH
ALS Vial : 17 Sample Multiplier: 1
DataAcq Meth:SV5_AQUISITION.M

Quant Time: Jun 06 19:24:48 2019
Quant Method : C:\msdchem\1\METHODS\SV5_013019R4.M
Quant Title : EPA 8270D: Semivolatile Organics
QLast Update : Fri May 31 15:11:51 2019
Response via : Initial Calibration
InstName : SV-GCMS5

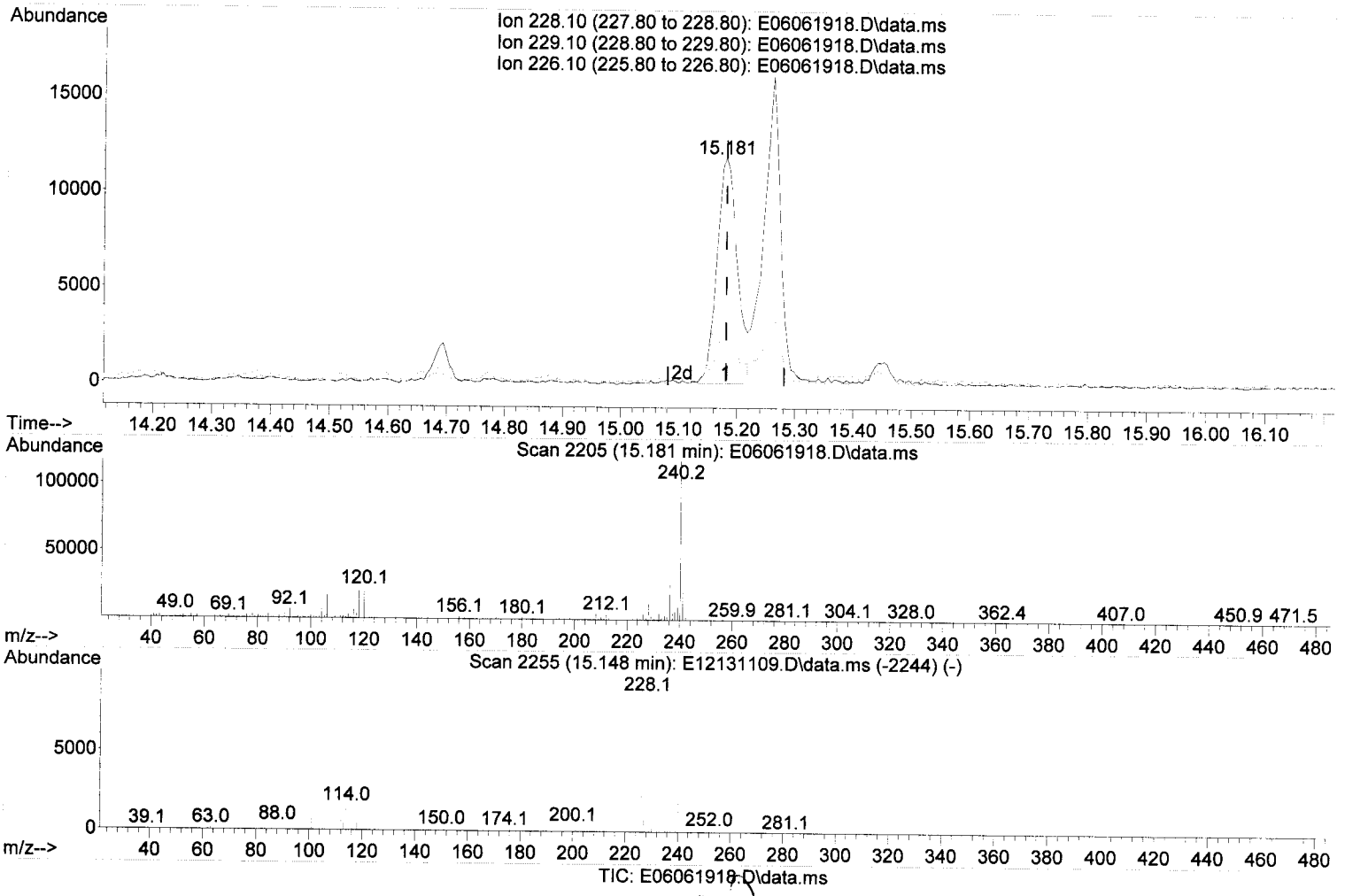

TIC: E06061918.D\data.ms

(83) Benz(a)anthracene (T)

15.181min (-0.000) 44.97 ng/ml

response 29036

Ion	Exp%	Act%
228.10	100.00	100.00
229.10	20.10	23.59
226.10	27.80	42.74
0.00	0.00	0.00

RMS Not Needed MH 6/7/19

Quantitation Report (Qedit)

Data Path : C:\msdchem\1\DATA\2019-06\9F06012\
Data File : E06061918.D
Acq On : 6 Jun 2019 6:51 pm
Operator : JK/ AMS /DTH
Sample : A9E0838-16RE1@10
Misc : 10x, 8270D LL PAH
ALS Vial : 17 Sample Multiplier: 1
DataAcq Meth:SV5_AQUISITION.M

Quant Time: Jun 06 19:24:48 2019
Quant Method : C:\msdchem\1\METHODS\SV5_013019R4.M
Quant Title : EPA 8270D: Semivolatile Organics
QLast Update : Fri May 31 15:11:51 2019
Response via : Initial Calibration
InstName : SV-GCMS5

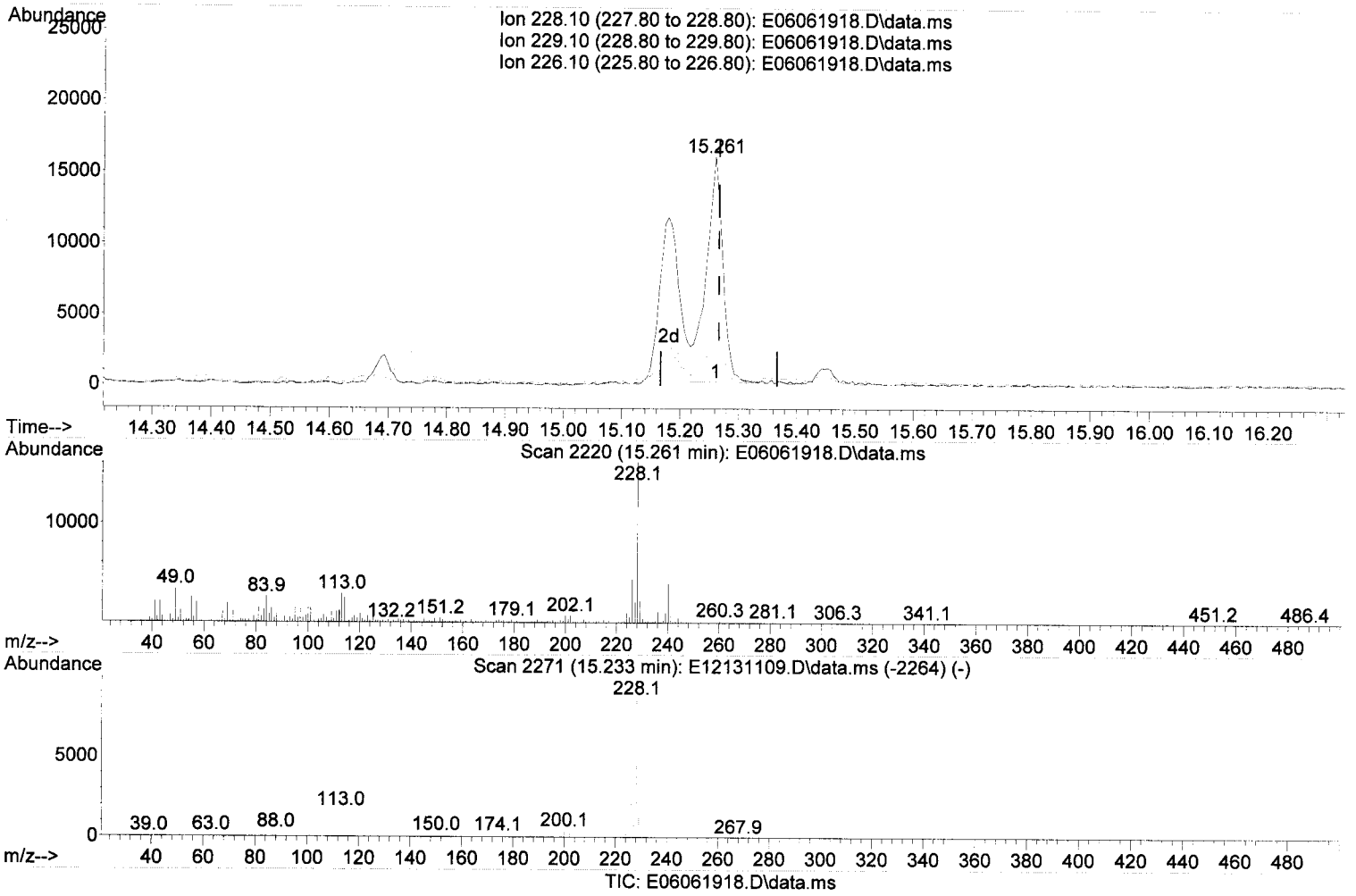

(84) Chrysene (T)

15.261min (-0.006) 51.45 ng/ml

response 31648

Ion	Exp%	Act%
228.10	100.00	100.00
229.10	20.00	22.26
226.10	29.80	26.94
0.00	0.00	0.00

mos OK mk7 6/7/19

Quantitation Report (Qedit)

Data Path : C:\msdchem\1\DATA\2019-06\9F06012\
Data File : E06061918.D
Acq On : 6 Jun 2019 6:51 pm
Operator : JK/ AMS /DTH
Sample : A9E0838-16RE1@10
Misc : 10x, 8270D LL PAH
ALS Vial : 17 Sample Multiplier: 1
DataAcq Meth:SV5_AQUISITION.M

Quant Time: Jun 06 19:24:48 2019
Quant Method : C:\msdchem\1\METHODS\SV5_013019R4.M
Quant Title : EPA 8270D: Semivolatile Organics
QLast Update : Fri May 31 15:11:51 2019
Response via : Initial Calibration
InstName : SV-GCMS5

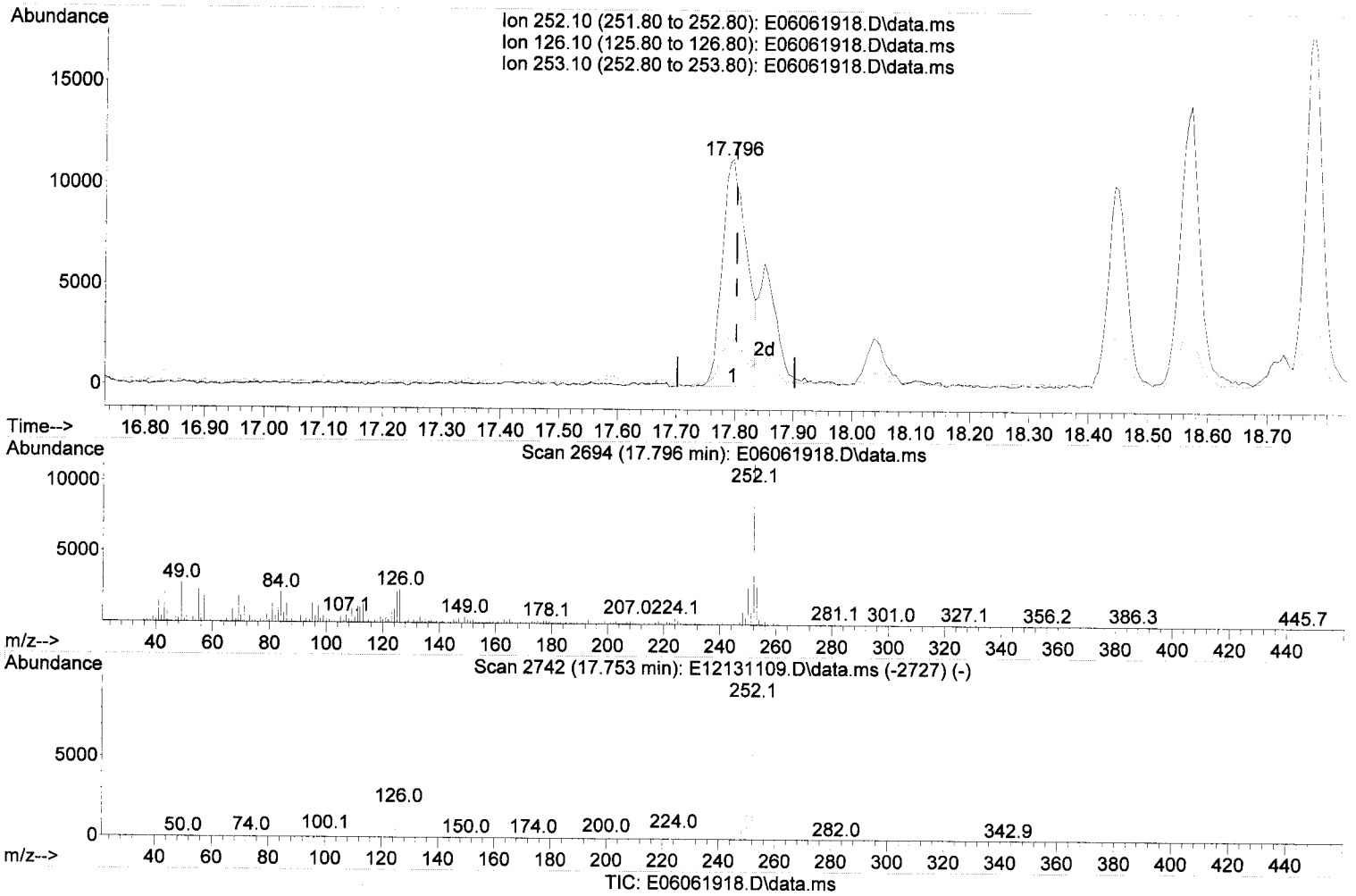

TIC: E06061918.D\data.ms

(88) Benzo(b)fluoranthene (T)

17.796min (-0.006) 59.92 ng/ml

response 32389

Ion	Exp%	Act%
252.10	100.00	100.00
126.10	21.80	20.86
253.10	22.40	23.56
0.00	0.00	0.00

Quantitation Report (Qedit)

Data Path : C:\msdchem\1\DATA\2019-06\9F06012\
Data File : E06061918.D
Acq On : 6 Jun 2019 6:51 pm
Operator : JK/ AMS /DTH
Sample : A9E0838-16RE1@10
Misc : 10x, 8270D LL PAH
ALS Vial : 17 Sample Multiplier: 1
DataAcq Meth:SV5_AQUISITION.M

Quant Time: Jun 06 19:24:48 2019
Quant Method : C:\msdchem\1\METHODS\SV5_013019R4.M
Quant Title : EPA 8270D: Semivolatile Organics
QLast Update : Fri May 31 15:11:51 2019
Response via : Initial Calibration
InstName : SV-GCMS5

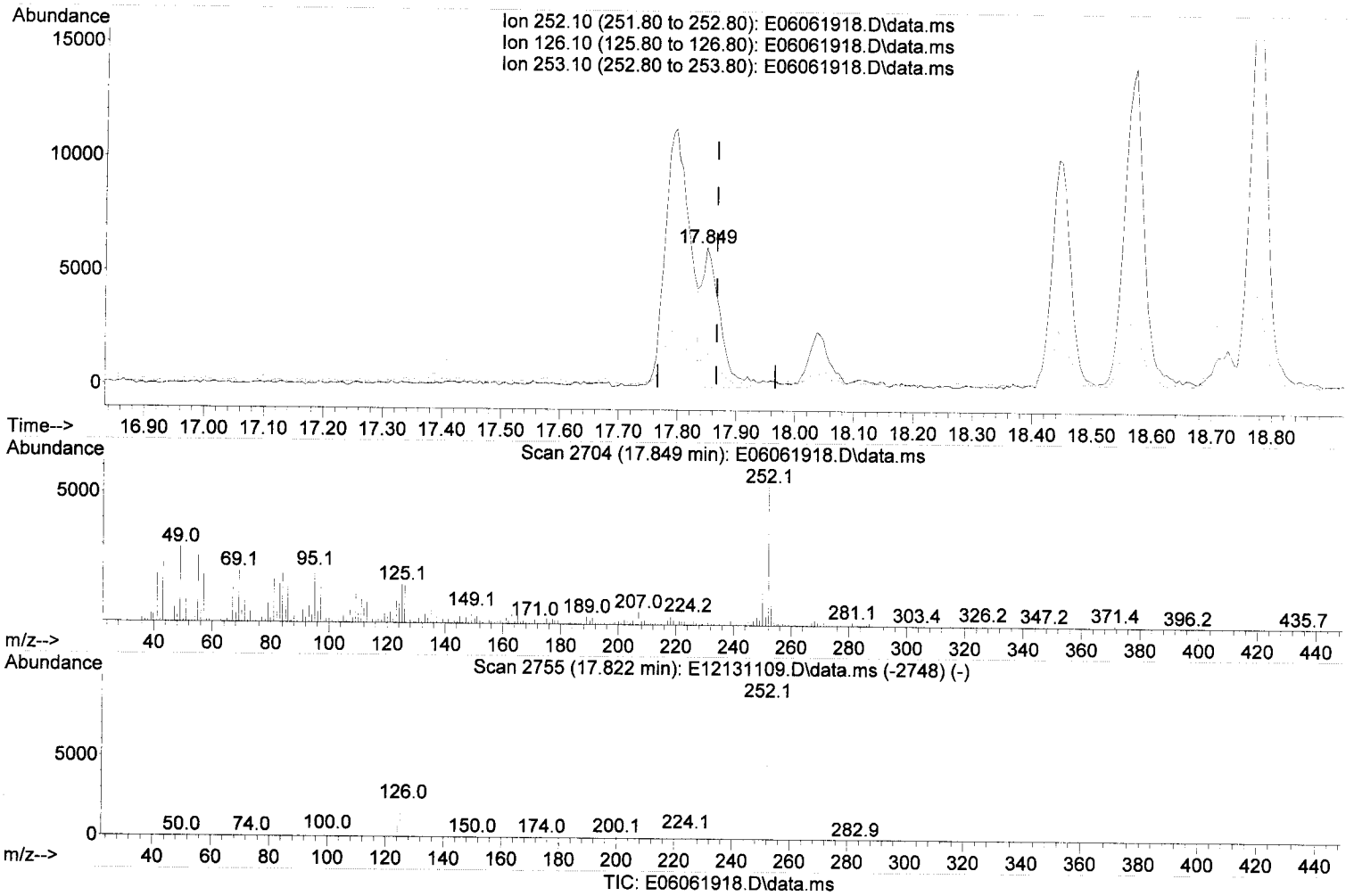

(89) Benzo(k)fluoranthene (T)

17.849min (-0.016) 25.15 ng/ml m J

DH 6/6/19

response 13359

Ion	Exp%	Act%
252.10	100.00	100.00
126.10	21.80	23.71
253.10	21.80	21.50
0.00	0.00	0.00

Quantitation Report (Qedit)

Data Path : C:\msdchem\1\DATA\2019-06\9F06012\
Data File : E06061918.D
Acq On : 6 Jun 2019 6:51 pm
Operator : JK/ AMS /DTH
Sample : A9E0838-16RE1@10
Misc : 10x, 8270D LL PAH
ALS Vial : 17 Sample Multiplier: 1
DataAcq Meth:SV5_AQUISITION.M

Quant Time: Jun 06 19:24:48 2019
Quant Method : C:\msdchem\1\METHODS\SV5_013019R4.M
Quant Title : EPA 8270D: Semivolatile Organics
QLast Update : Fri May 31 15:11:51 2019
Response via : Initial Calibration
InstName : SV-GCMS5

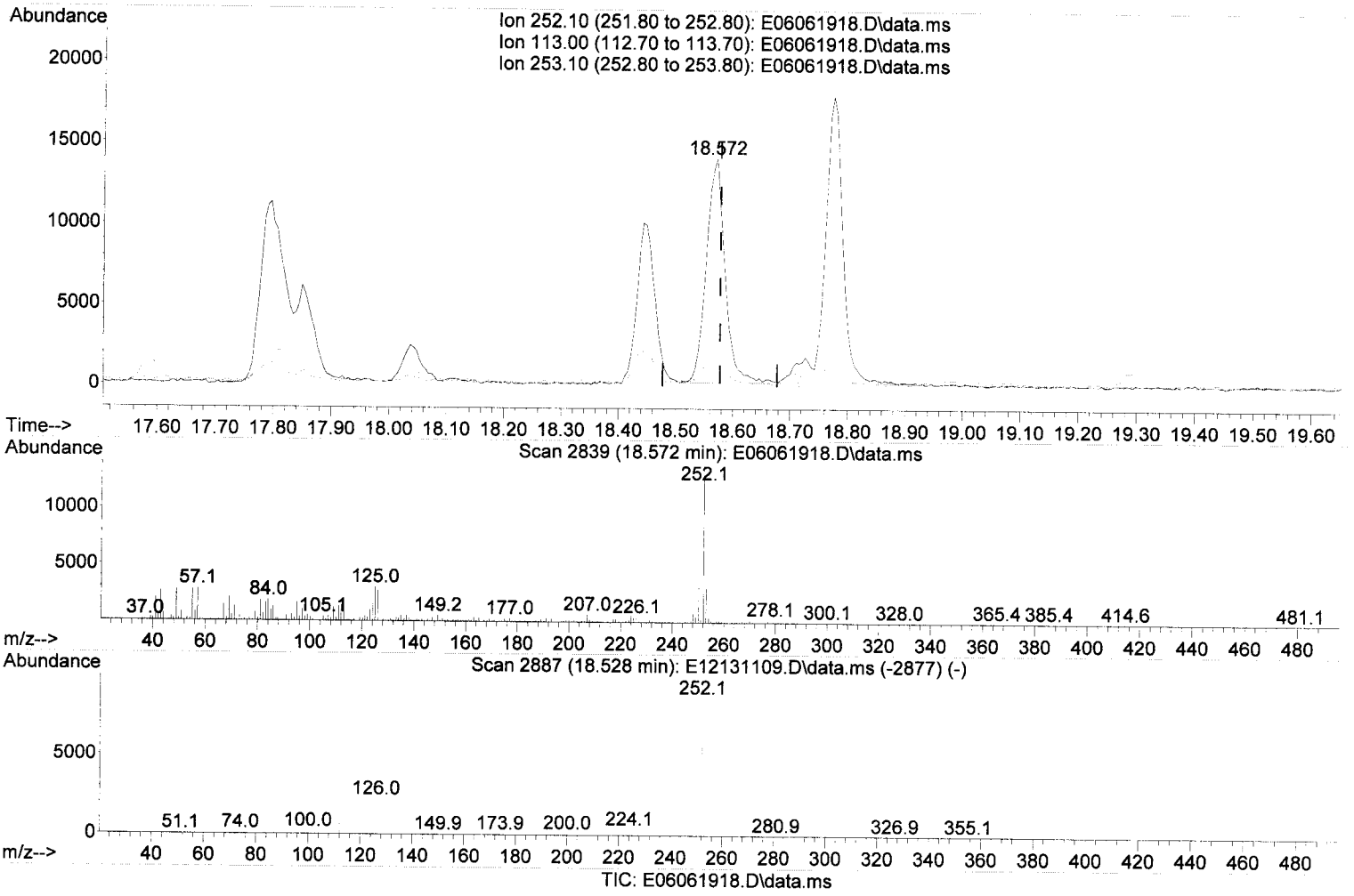

(92) Benzo(a)pyrene (T)

18.572min (-0.006) 64.26 ng/ml

response 31534

Ion	Exp%	Act%
252.10	100.00	100.00
113.00	12.70	13.66
253.10	21.70	21.61
0.00	0.00	0.00

Quantitation Report (Qedit)

Data Path : C:\msdchem\1\DATA\2019-06\9F06012\
Data File : E06061918.D
Acq On : 6 Jun 2019 6:51 pm
Operator : JK/ AMS /DTH
Sample : A9E0838-16RE1@10
Misc : 10x, 8270D LL PAH
ALS Vial : 17 Sample Multiplier: 1
DataAcq Meth:SV5_AQUISITION.M

Quant Time: Jun 06 19:24:48 2019
Quant Method : C:\msdchem\1\METHODS\SV5_013019R4.M
Quant Title : EPA 8270D: Semivolatile Organics
QLast Update : Fri May 31 15:11:51 2019
Response via : Initial Calibration
InstName : SV-GCMS5

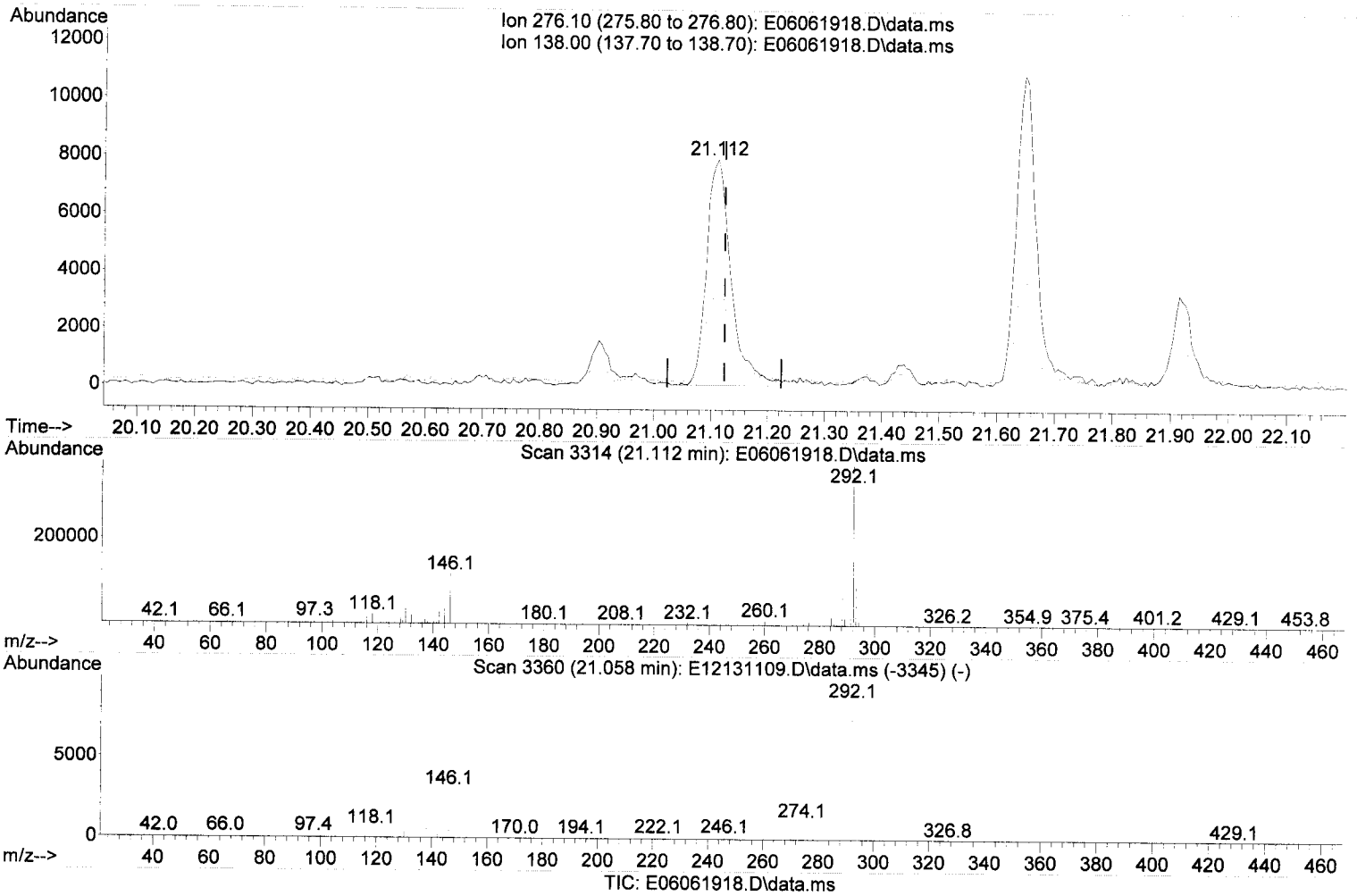

TIC: E06061918.D\data.ms

(95) Indeno(1,2,3-cd)pyrene (T)

21.112min (-0.011) 46.21 ng/ml

response 23430

Ion	Exp%	Act%
276.10	100.00	100.00
138.00	30.90	48.11
0.00	0.00	0.00
0.00	0.00	0.00

Quantitation Report (Qedit)

Data Path : C:\msdchem\1\DATA\2019-06\9F06012\
Data File : E06061918.D
Acq On : 6 Jun 2019 6:51 pm
Operator : JK/ AMS /DTH
Sample : A9E0838-16RE1@10
Misc : 10x, 8270D LL PAH
ALS Vial : 17 Sample Multiplier: 1
DataAcq Meth:SV5_AQUISITION.M

Quant Time: Jun 06 19:24:48 2019
Quant Method : C:\msdchem\1\METHODS\SV5_013019R4.M
Quant Title : EPA 8270D: Semivolatile Organics
QLast Update : Fri May 31 15:11:51 2019
Response via : Initial Calibration
InstName : SV-GCMS5

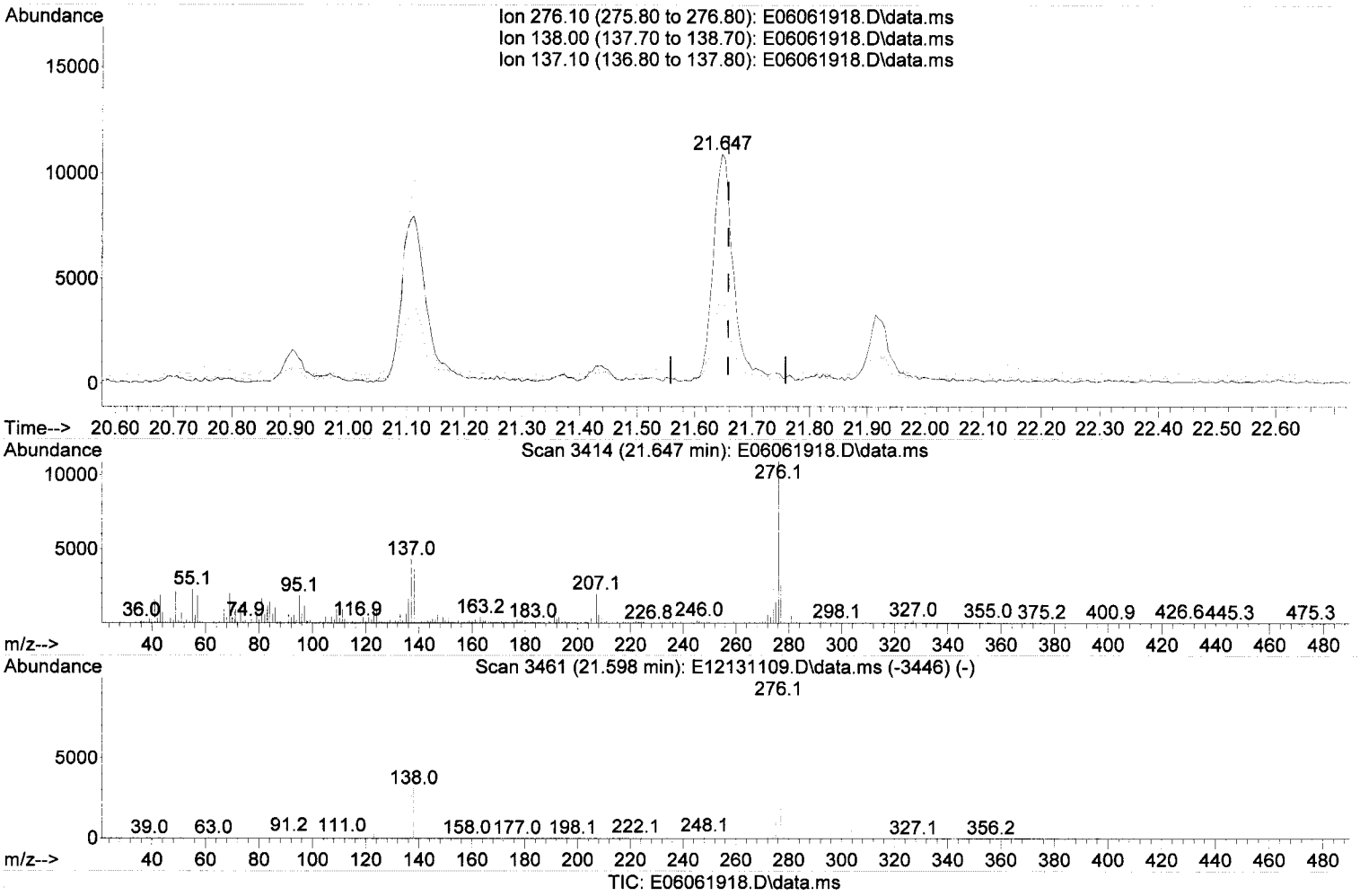

(97) Benzo(g,h,i)perylene (T)

21.647min (-0.011) 52.80 ng/ml

response 26358

Ion	Exp%	Act%
276.10	100.00	100.00
138.00	45.90	33.47
137.10	39.00	39.44
0.00	0.00	0.00

Quantitation Report (Not Reviewed)

Data Path : C:\msdchem\1\DATA\2019-06\9F06012\
Data File : E06061918.D
Acq On : 6 Jun 2019 6:51 pm
Operator : JK/ AMS /DTH
Sample : A9E0838-16RE1@10
Misc : 10x, 8270D LL PAH
ALS Vial : 17 Sample Multiplier: 1
DataAcq Meth:SV5_AQUISITION.M

Quant Time: Jun 06 19:24:48 2019
Quant Method : C:\msdchem\1\METHODS\SV5_013019R4.M
Quant Title : EPA 8270D: Semivolatile Organics
QLast Update : Fri May 31 15:11:51 2019
Response via : Initial Calibration
InstName : SV-GCMS5

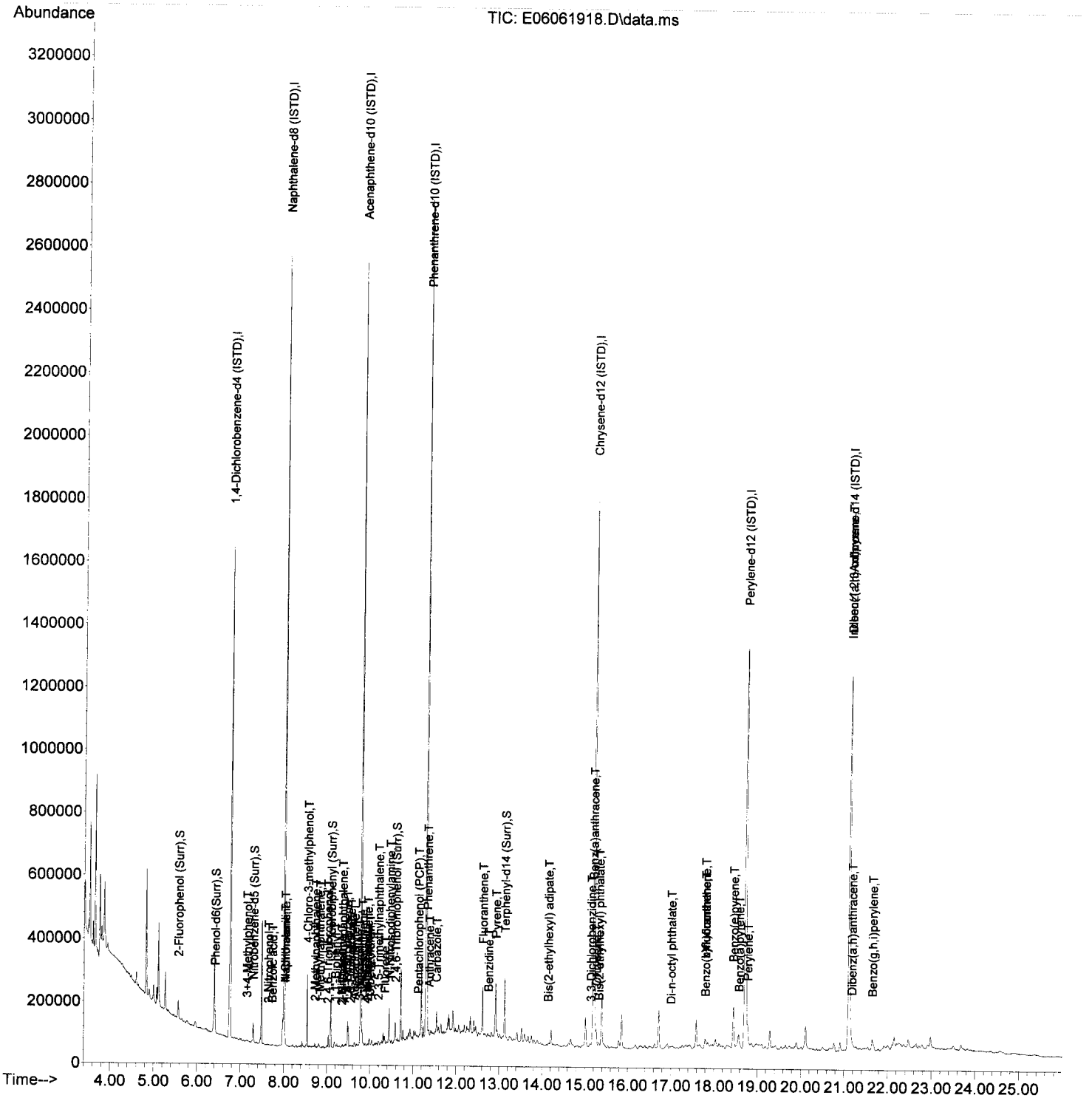

APEX LABORATORIES, LLC
12232 SW Garden Place Tigard OR 97223
phone 503-718-2323
fax 503-718-0333

Semivolatile Organic Compounds (PAHs) by EPA 8270D
Benchsheet & Analysis Sequence Data

Sequence 9F06040 (A9E0838-04RE1)

ELEMENT SEQUENCE LOG

Apex Laboratories

Sequence:	**9F06040**	Instrument:	**SV-GCMS9**
Date:	**06/06/19 14:49**	Calibration:	**A9E1009**

#	Lab Number	Matrix	Analysis	Client	Due	Batch	ISTD ID	STD ID
1	9F06040-TUN1	Sediment	QC	QC			A19B027	A19E333
2	9F06040-CCV1	Sediment	QC	QC			A19B027	A19C237
3	9F06040-CCB1	Sediment	QC	QC			A19B027	
4	A9E0766-03RE2	Sediment	8270D LL PAH/PHTH/Phenols	Anchor QEA, LLC	06/06/19	9060602	A19B027	
5	A9E0766-04RE2	Sediment	8270D LL PAH/PHTH/Phenols	Anchor QEA, LLC	06/06/19	9060602	A19B027	
6	A9E0766-07RE2	Sediment	8270D LL PAH/PHTH/Phenols	Anchor QEA, LLC	06/06/19	9060602	A19B027	
7	A9E0927-02RE1	Sediment	8270D LL PAH/PHTH/Phenols	Anchor QEA, LLC	06/10/19	9060602	A19B027	
8	A9E0927-04RE1	Sediment	8270D LL PAH/PHTH/Phenols	Anchor QEA, LLC	06/10/19	9060602	A19B027	
9	A9E0838-04RE1	Sediment	8270D LL PAH/PHTH/Phenols	Anchor QEA, LLC	06/07/19	9060602	A19B027	
10	A9E0766-06RE2	Sediment	8270D LL PAH/PHTH/Phenols	Anchor QEA, LLC	06/06/19	9060602	A19B027	
11	9F06040-IBL1	Sediment	QC	QC			A19B027	

Data Entered By: Ams 6/7/19

Data Reviewed By: MK7 6/7/19

Comments:

DFTPP

Data Path : C:\msdchem\1\data\2019-06\9F06040\
Data File : I06061907.D
Acq On : 6 Jun 2019 2:54 pm
Operator : JK /AMS /DTH
Sample : 9F06040-TUN1
Misc : 1x, A19E333 DFTPP@45
ALS Vial : 1 Sample Multiplier: 1

Integration File: rteint.p

Method : C:\msdchem\1\methods\DFTPP-8270.M
Title : DFTPP Tune Methodug/mL
Last Update : Wed May 08 19:51:32 2019

DTH 6/6/19

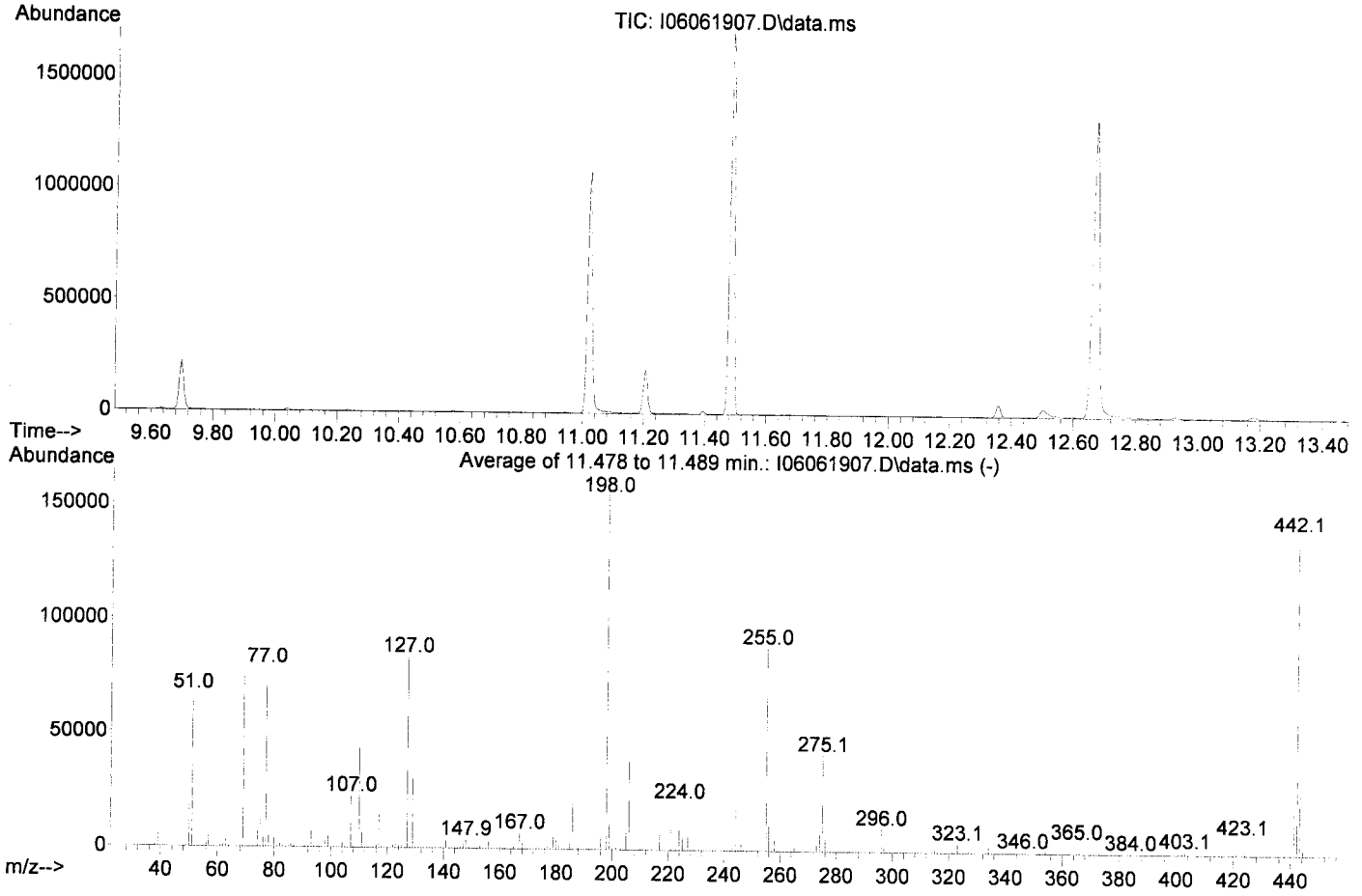

AutoFind: Scans 1494, 1495, 1496; Background Corrected with Scan 1488

Target Mass	Rel. to Mass	Lower Limit%	Upper Limit%	Rel. Abn%	Raw Abn	Result Pass/Fail
51	198	10	80	42.6	66723	PASS
68	69	0.00	2	0.7	521	PASS
69	198	0.00	100	47.4	74331	PASS
70	69	0.00	2	0.5	344	PASS
127	198	10	80	53.3	83520	PASS
197	198	0.00	2	0.0	0	PASS
198	198	100	100	100.0	156680	PASS
199	198	5	9	6.8	10679	PASS
275	198	10	60	26.7	41896	PASS
365	198	1	100	3.1	4812	PASS
441	442	0.01	24	16.1	22565	PASS
442	198	50	200	89.3	139952	PASS
443	442	15	24	19.7	27604	PASS

Data Path : C:\msdchem\1\data\2019-06\9F06040\
Data File : I06061907.D
Acq On : 6 Jun 2019 2:54 pm
Operator : JK /AMS /DTH
Sample : 9F06040-TUN1
Misc : 1x, A19E333 DFTPP@45
ALS Vial : 1 Sample Multiplier: 1
DataAcq Meth:DFTPP-8270.M

Quant Time: Jun 06 15:26:24 2019
Quant Method : C:\msdchem\1\methods\DFTPP-8270.M
Quant Title : DFTPP Tune Methodug/mL
QLast Update : Wed May 08 19:51:32 2019
Response via : Initial Calibration
InstName : SV-GCMS9

DIT 6/6/19

Compound	R.T.	QIon	Response	Conc	Units	Dev(Min)
Internal Standards						
1) Naphthalene-d8	7.926	136	104601	2.00	ug/mL	-0.02
2) Acenaphthene-d10	9.697	162	48772	2.00	ug/mL	-0.02
4) Phenanthrene-d10	11.205	188	77279	2.00	ug/mL	-0.02
10) Chrysene-d12	14.928	240	59277	2.00	ug/mL	-0.02
11) Perylene-d12	16.928	264	52482	2.00	ug/mL	0.00
Target Compounds						Qvalue
3) Pentachlorophenol	11.023	266	150655	27.53	ug/mL	89
5) DFTPP	11.489	442	187094	28.80	ug/mL	91
6) Benzidine	12.671	184	775795	33.34	ug/mL	89
7) 4,4-DDE	12.927	TIC	11441	No Calib	#	
8) 4,4-DDD	13.446	TIC	4605	1.44	ug/mL#	1
9) 4,4-DDT	14.013	TIC	2460219	37.78	ug/mL#	1

(#) = qualifier out of range (m) = manual integration (+) = signals summed

Quantitation Report (Qedit)

Data Path : C:\msdchem\1\data\2019-06\9F06040\
Data File : I06061907.D
Acq On : 6 Jun 2019 2:54 pm
Operator : JK /AMS /DTH
Sample : 9F06040-TUN1
Misc : 1x, A19E333 DFTPP@45
ALS Vial : 1 Sample Multiplier: 1
DataAcq Meth:DFTPP-8270.M

Quant Time: Jun 06 15:26:24 2019
Quant Method : C:\msdchem\1\methods\DFTPP-8270.M
Quant Title : DFTPP Tune Methodug/mL
QLast Update : Wed May 08 19:51:32 2019
Response via : Initial Calibration
InstName : SV-GCMS9

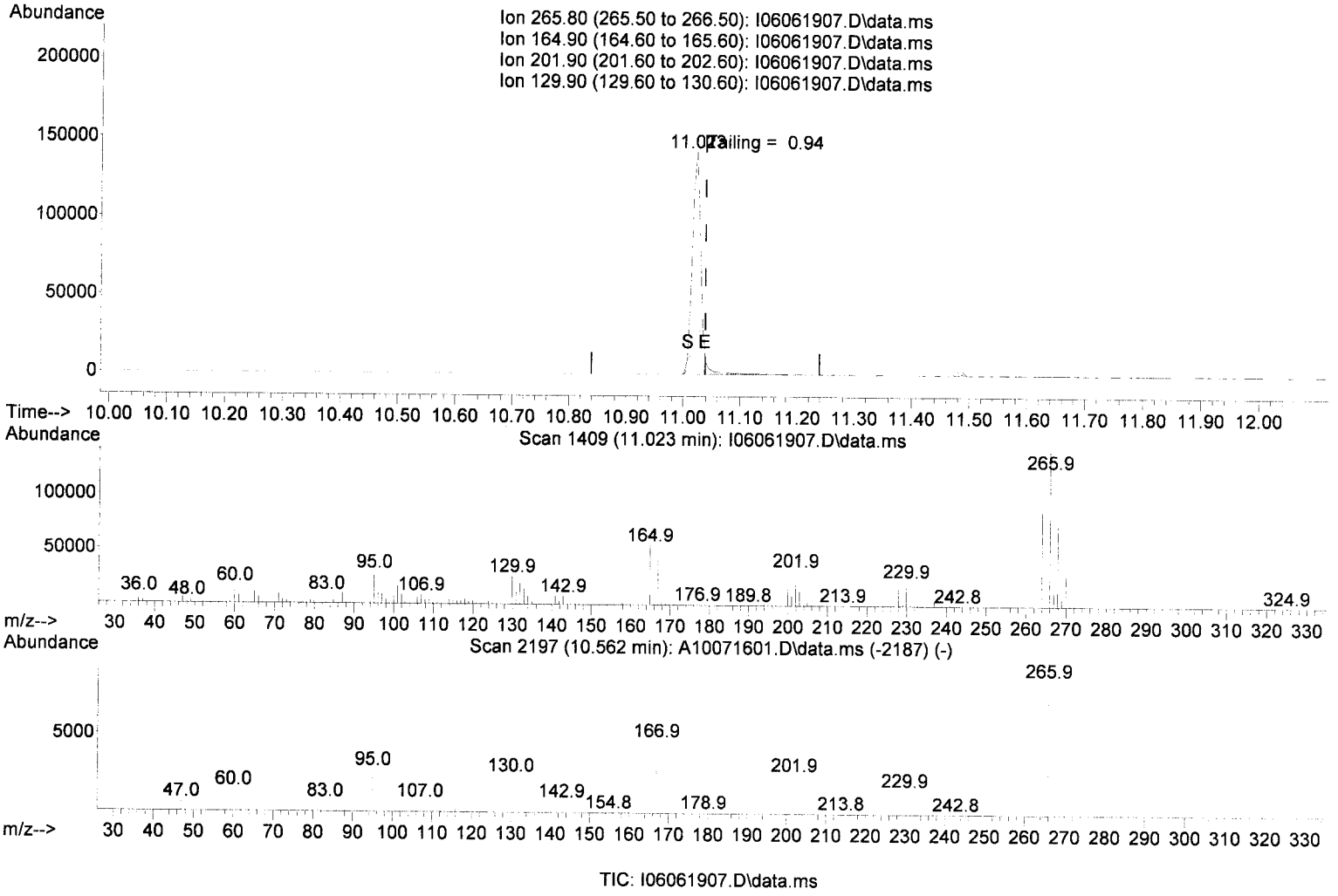

TIC: I06061907.D\data.ms

(3) Pentachlorophenol

11.023min (-0.016) 27.53 ug/mL

response 150655

Ion	Exp%	Act%
265.80	100.00	100.00
164.90	47.40	38.14
201.90	26.10	22.36
129.90	22.80	17.86

Quantitation Report (Qedit)

Data Path : C:\msdchem\1\data\2019-06\9F06040\
Data File : I06061907.D
Acq On : 6 Jun 2019 2:54 pm
Operator : JK /AMS /DTH
Sample : 9F06040-TUN1
Misc : 1x, A19E333 DFTPP@45
ALS Vial : 1 Sample Multiplier: 1
DataAcq Meth:DFTPP-8270.M

Quant Time: Jun 06 15:26:24 2019
Quant Method : C:\msdchem\1\methods\DFTPP-8270.M
Quant Title : DFTPP Tune Methodug/mL
QLast Update : Wed May 08 19:51:32 2019
Response via : Initial Calibration
InstName : SV-GCMS9

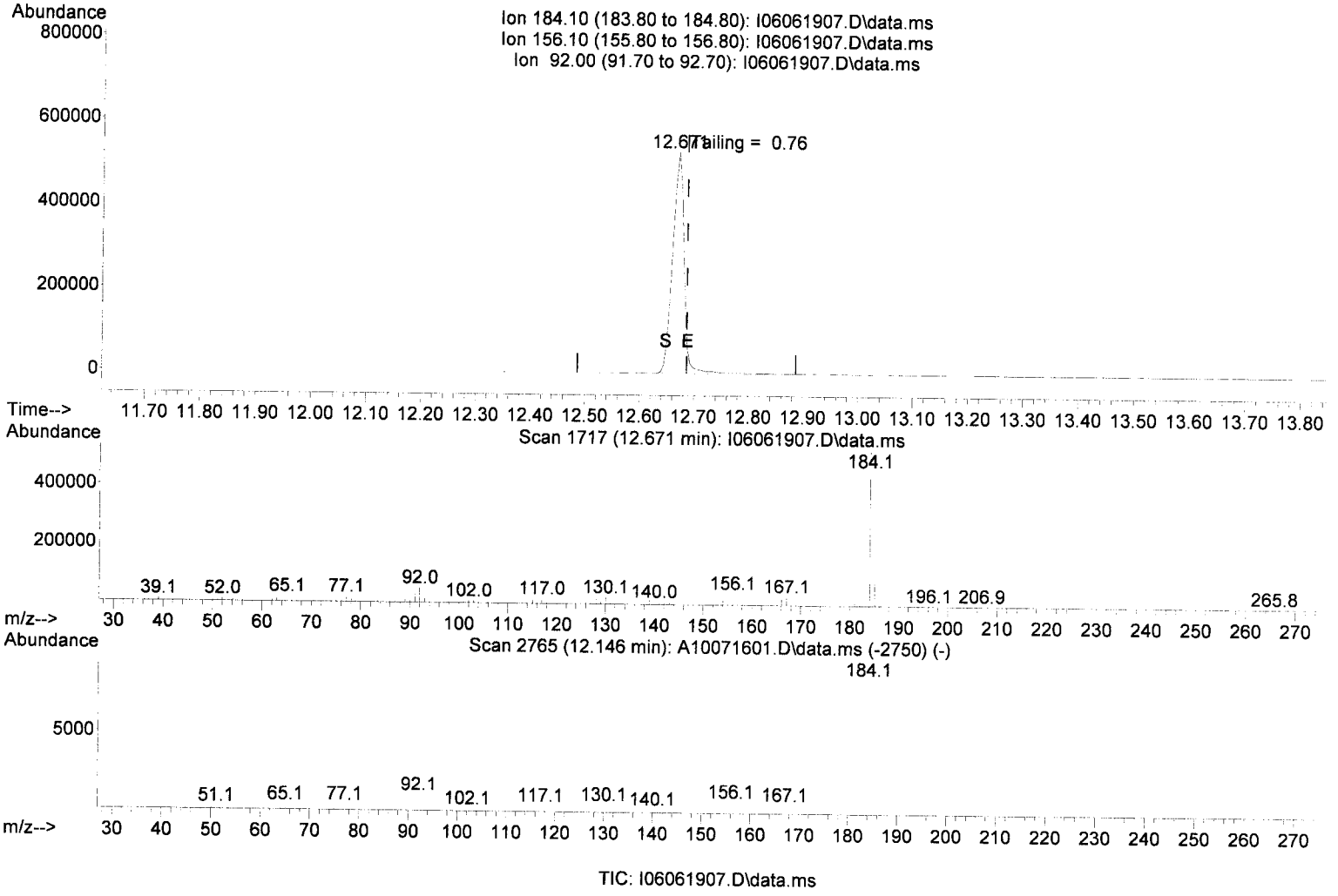

TIC: I06061907.D\data.ms

(6) Benzidine

12.671min (-0.016) 33.34 ug/mL

response 775795

Ion	Exp%	Act%
184.10	100.00	100.00
156.10	9.40	7.20
92.00	15.50	9.50
0.00	0.00	0.00

DDT Breakdown Check (Validated 5/1/2013)

From:
9F06040-TUN1
SV-GCMS9

First Column Area Counts		Percent Breakdown	
DDE	11441		
DDD	4605		
DDT	2460219	**0.65**	**PASS**

Breakdown must be less than 20% to accept sample data.

Data Path : C:\msdchem\1\data\2019-06\9F06040\
Data File : I06061907.D
Acq On : 6 Jun 2019 2:54 pm
Operator : JK /AMS /DTH
Sample : 9F06040-TUN1
Misc : 1x, A19E333 DFTPP@45
ALS Vial : 1 Sample Multiplier: 1
DataAcq Meth:DFTPP-8270.M

Quant Time: Jun 06 15:26:24 2019
Quant Method : C:\msdchem\1\methods\DFTPP-8270.M
Quant Title : DFTPP Tune Methodug/mL
QLast Update : Wed May 08 19:51:32 2019
Response via : Initial Calibration
InstName : SV-GCMS9

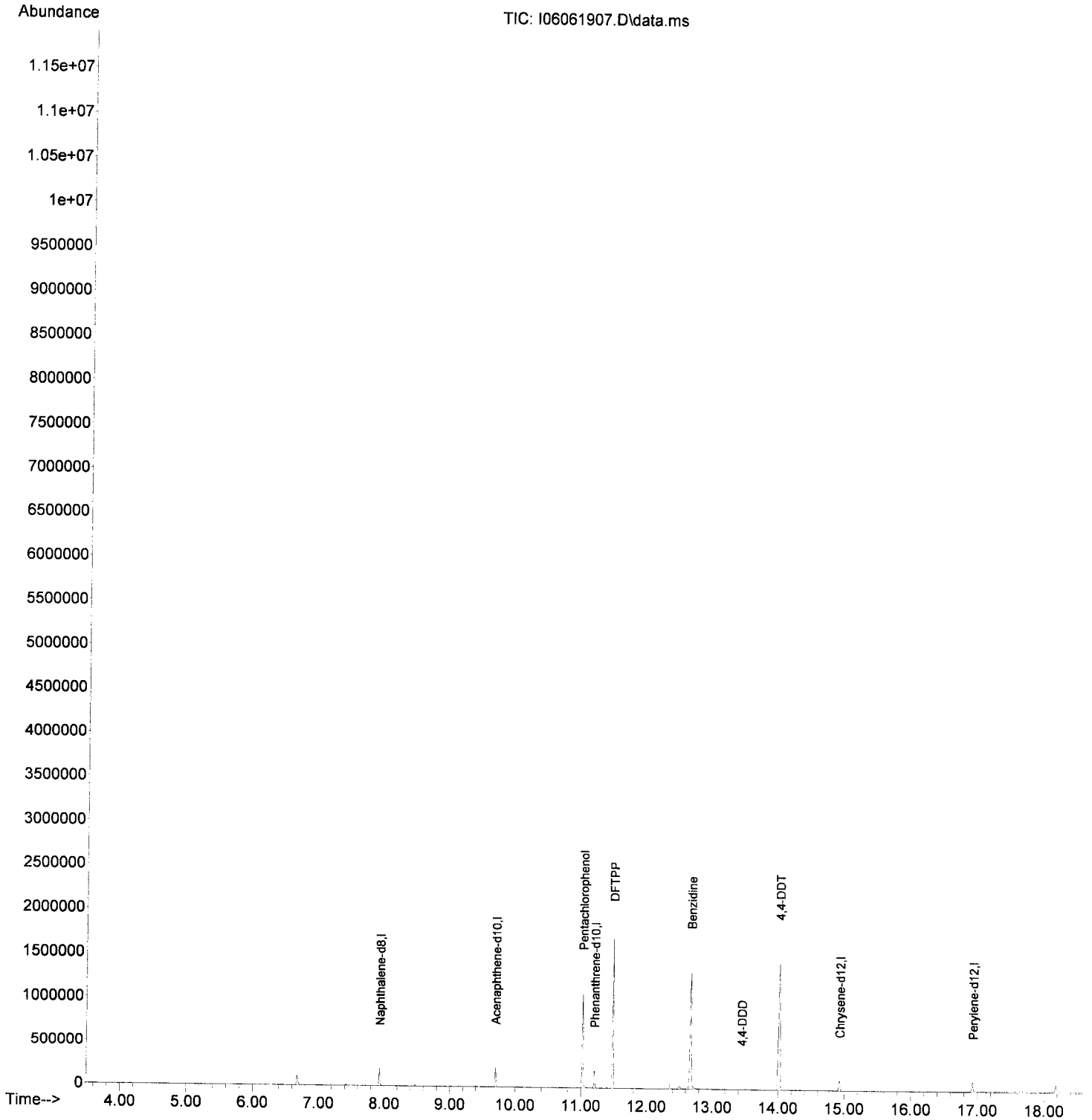

Evaluate Continuing Calibration Report

Data Path : C:\msdchem\1\data\2019-06\9F06040\
Data File : I06061908.D
Acq On : 6 Jun 2019 3:21 pm
Operator : JK /AMS /DTH
Sample : 9F06040-CCV1
Misc : 1x, A19C237@1000
ALS Vial : 2 Sample Multiplier: 1
DataAcq Meth:SV9_AQUISITION.M

Quant Time: Jun 06 17:27:49 2019
Quant Method : C:\msdchem\1\methods\SV9_050819.M
Quant Title : EPA 8270D: Semivolatile Organics
QLast Update : Thu May 09 12:25:58 2019
Response via : Initial Calibration
InstName : SV-GCMS9

DTH 6/6/19

Min. RRF : 0.000 Min. Rel. Area : 50% Max. R.T. Dev 0.50min
Max. RRF Dev : 20% Max. Rel. Area : 200%

		Compound	Amount	Calc.	%Dev	Area%	Dev(min)
1	I	1,4-Dichlorobenzene-d4 (IST	2000.000	2000.000	0.0	83	-0.02
2	T	N-Nitrosodimethylamine	1000.000	907.676	9.2	82	-0.03
3	T	Pyridine	1000.000	916.809	8.3	79	-0.03
4	S	2-Fluorophenol (Surr)	1000.000	997.691	0.2	83	-0.02
5	S	Phenol-d6 (Surr)	1000.000	1031.610	-3.2	86	0.00
6	T	Phenol	1000.000	1011.989	-1.2	83	-0.01
7	T	Aniline	1000.000	502.104	49.8#	46	-0.02
8	T	Bis(2-chloroethyl) ether	1000.000	1029.445	-2.9	83	-0.02
9	T	2-Chlorophenol	1000.000	1055.351	-5.5	86	-0.02
10	T	1,3-Dichlorobenzene	1000.000	976.193	2.4	81	-0.02
11	T	1,4-Dichlorobenzene	1000.000	1005.029	-0.5	81	-0.02
12	T	Benzyl alcohol	1000.000	1111.570	-11.2	90	-0.01
13	T	1,2-Dichlorobenzene	1000.000	1042.167	-4.2	85	-0.02
14	T	2-Methylphenol	1000.000	1149.955	-15.0	93	-0.01
15	T	2,2'-Oxybis(1-Chloropropane	1000.000	1058.303	-5.8	87	-0.02
16	T	N-Nitrosodi-n-propylamine	1000.000	1087.843	-8.8	88	-0.02
17	T	3+4-Methylphenol	1000.000	1130.048	-13.0	90	0.00
18	T	Hexachloroethane	1000.000	961.506	3.8	80	-0.02
19	S	Nitrobenzene-d5 (Surr)	1000.000	1075.661	-7.6	91	-0.02
20	T	Nitrobenzene	1000.000	1056.648	-5.7	88	-0.01
21	I	Naphthalene-d8 (ISTD)	2000.000	2000.000	0.0	91	-0.02
22	T	Isophorone	1000.000	979.238	2.1	85	-0.02
23	T	2-Nitrophenol	1000.000	1113.317	-11.3	95	-0.01
24	T	2,4-Dimethylphenol	1000.000	1007.125	-0.7	84	-0.01
25	T	Bis(2-chloroethoxy) methane	1000.000	1011.027	-1.1	89	-0.02
26	T	Benzoic acid	2000.000	1589.414	20.5#	59	0.00
27	T	2,4-Dichlorophenol	1000.000	1046.716	-4.7	93	0.00
28	T	1,2,4-Trichlorobenzene	1000.000	1000.544	-0.1	87	-0.02
29	T	Naphthalene	1000.000	1044.340	-4.4	91	-0.02
30	T	4-Chloroaniline	1000.000	728.219	27.2#	65	0.00
31	T	Hexachlorobutadiene	1000.000	992.587	0.7	88	-0.02
32	T	4-Chloro-3-methylphenol	1000.000	1010.194	-1.0	90	0.00
33	T	2-Methylnaphthalene	1000.000	1037.191	-3.7	88	-0.02
34	T	1-Methylnaphthalene	1000.000	1048.765	-4.9	89	-0.02
35	I	Acenaphthene-d10 (ISTD)	2000.000	2000.000	0.0	88	-0.02
36	T	Hexachlorocyclopentadiene	1000.000	1091.308	-9.1	91	-0.02
37	T	2,4,6-Trichlorophenol	1000.000	1023.944	-2.4	85	-0.01
38	T	2,4,5-Trichlorophenol	1000.000	1089.343	-8.9	89	0.00
39	T	1,1'-Biphenyl	1000.000	1088.965	-8.9	88	-0.02
40	S	2-Fluorobiphenyl (Surr)	1000.000	1090.693	-9.1	89	-0.02
41	T	2-Chloronaphthalene	1000.000	1084.245	-8.4	89	-0.02
42	T	2-Nitroaniline	1000.000	1111.647	-11.2	91	-0.01
43	T	2,6-Dimethylnaphthalene	1000.000	1054.685	-5.5	86	-0.01
44	T	1,4-Dinitrobenzene	1000.000	1112.357	-11.2	95	-0.02
45	T	Dimethyl phthalate	1000.000	1034.259	-3.4	86	-0.01
46	T	1,3-Dinitrobenzene	1000.000	1058.098	-5.8	86	-0.01
47	T	2,6-Dinitrotoluene	1000.000	1097.117	-9.7	87	-0.02
48	T	1,2-Dinitrobenzene	1000.000	1054.973	-5.5	85	-0.02

Evaluate Continuing Calibration Report

Data Path : C:\msdchem\1\data\2019-06\9F06040\
Data File : I06061908.D
Acq On : 6 Jun 2019 3:21 pm
Operator : JK /AMS /DTH
Sample : 9F06040-CCV1
Misc : 1x, A19C237@1000
ALS Vial : 2 Sample Multiplier: 1
DataAcq Meth:SV9_AQUISITION.M

Quant Time: Jun 06 17:27:49 2019
Quant Method : C:\msdchem\1\methods\SV9_050819.M
Quant Title : EPA 8270D: Semivolatile Organics
QLast Update : Thu May 09 12:25:58 2019
Response via : Initial Calibration
InstName : SV-GCMS9

Min. RRF : 0.000 Min. Rel. Area : 50% Max. R.T. Dev 0.50min
Max. RRF Dev : 20% Max. Rel. Area : 200%

		Compound	Amount	Calc.	%Dev	Area%	Dev(min)
49	T	Acenaphthylene	1000.000	1057.224	-5.7	86	-0.02
50	T	3-Nitroaniline	1000.000	1141.069	-14.1	91	-0.01
51	T	Acenaphthene	1000.000	1049.101	-4.9	88	-0.02
52	T	2,4-Dinitrophenol	1000.000	1010.954	-1.1	88	0.00
53	T	4-Nitrophenol	1000.000	932.641	6.7	77	0.00
54	T	2,4-Dinitrotoluene	1000.000	1057.224	-5.7	90	-0.01
55	T	Dibenzofuran	1000.000	1080.943	-8.1	88	-0.02
56	T	2,3,5,6-Tetrachlorophenol	1000.000	979.414	2.1	82	-0.02
57	T	2,3,4,6-Tetrachlorophenol	1000.000	1024.483	-2.4	83	-0.01
58	T	Diethyl phthalate	1000.000	1030.811	-3.1	90	-0.02
59	T	2,3,5-Trimethylnaphthalene	1000.000	995.242	0.5	88	-0.02
60	T	Fluorene	1000.000	1006.368	-0.6	90	-0.02
61	T	4-Chlorophenyl phenyl ether	1000.000	1021.487	-2.1	87	0.00
62	T	4-Nitroaniline	1000.000	846.683	15.3	69	0.00
63	T	4,6-Dinitro-2-methylphenol	1000.000	1084.807	-8.5	92	-0.01
64	I	Phenanthrene-d10 (ISTD)	2000.000	2000.000	0.0	90	-0.01
65	T	N-Nitrosodiphenylamine	1000.000	1047.425	-4.7	89	-0.01
66	T	Azobenzene (1,2-DPH)	1000.000	1067.331	-6.7	90	-0.01
67	S	2,4,6-Tribromophenol (Surr)	1000.000	1175.722	-17.6	94	0.00
68	T	4-Bromophenyl phenyl ether	1000.000	1046.612	-4.7	88	-0.01
69	T	Hexachlorobenzene	1000.000	998.173	0.2	88	-0.02
70	T	Pentachlorophenol (PCP)	1000.000	941.475	5.9	82	-0.01
71	T	Phenanthrene	1000.000	1019.281	-1.9	90	-0.02
72	T	Anthracene	1000.000	1027.686	-2.8	89	-0.01
73	T	Carbazole	1000.000	1017.860	-1.8	83	0.00
74	T	Di-n-butyl phthalate	1000.000	1050.452	-5.0	87	-0.02
75	T	Fluoranthene	1000.000	1018.246	-1.8	85	-0.02
76	T	Benzidine	2000.000	302.589	84.9#	26	-0.01
77	T	Pyrene	1000.000	1001.047	-0.1	85	-0.02
78	I	Chrysene-d12 (ISTD)	2000.000	2000.000	0.0	86	-0.02
79	S	Terphenyl-d14 (Surr)	1000.000	1046.394	-4.6	86	-0.02
80	T	Butyl benzyl phthalate	1000.000	1064.830	-6.5	84	-0.02
81	T	Bis(2-ethylhexyl) adipate	1000.000	995.675	0.4	84	-0.03
82	T	3,3-Dichlorobenzidine	2000.000	2384.684	-19.2	94	-0.02
83	T	Benz(a)anthracene	1000.000	1008.799	-0.9	84	-0.02
84	T	Chrysene	1000.000	992.344	0.8	85	-0.03
85	T	Bis(2-ethylhexyl) phthalate	1000.000	1074.431	-7.4	87	-0.03
86	I	Perylene-d12 (ISTD)	2000.000	2000.000	0.0	87	-0.02
87	T	Di-n-octyl phthalate	1000.000	995.845	0.4	85	-0.03
88	T	Benzo(b)fluoranthene	1000.000	1029.900	-3.0	85	-0.02
89	T	Benzo(k)fluoranthene	1000.000	998.386	0.2	83	-0.03
90	T	Benzo(b+k)fluoranthene	2000.000	2015.050	-0.8	84	-0.03
91	T	Benzo(e)pyrene	1000.000	1044.435	-4.4	84	-0.03
92	T	Benzo(a)pyrene	1000.000	1031.615	-3.2	84	-0.03
93	T	Perylene	1000.000	1152.634	-15.3	94	-0.02
94	I	Dibenz(a,h)Anthrcene-d14 (I	2000.000	2000.000	0.0	87	-0.02

Evaluate Continuing Calibration Report

Data Path : C:\msdchem\1\data\2019-06\9F06040\
Data File : I06061908.D
Acq On : 6 Jun 2019 3:21 pm
Operator : JK /AMS /DTH
Sample : 9F06040-CCV1
Misc : 1x, A19C237@1000
ALS Vial : 2 Sample Multiplier: 1
DataAcq Meth:SV9_AQUISITION.M

Quant Time: Jun 06 17:27:49 2019
Quant Method : C:\msdchem\1\methods\SV9_050819.M
Quant Title : EPA 8270D: Semivolatile Organics
QLast Update : Thu May 09 12:25:58 2019
Response via : Initial Calibration
InstName : SV-GCMS9

Min. RRF : 0.000 Min. Rel. Area : 50% Max. R.T. Dev 0.50min
Max. RRF Dev : 20% Max. Rel. Area : 200%

	Compound	Amount	Calc.	%Dev	Area%	Dev(min)
95 T	Indeno(1,2,3-cd)pyrene	1000.000	978.979	2.1	86	-0.02
96 T	Dibenz(a,h)anthracene	1000.000	1036.809	-3.7	88	-0.03
97 T	Benzo(g,h,i)perylene	1000.000	1084.466	-8.4	90	-0.03

(#) = Out of Range SPCC's out = 0 CCC's out = 0

07/08/19 Anchor Port of Portland - T4 - PDI Page 844 of 1512

No Name Entered Quantitation Report (Not Reviewed)

Data Path : C:\msdchem\1\data\2019-06\9F06040\
Data File : I06061908.D
Acq On : 6 Jun 2019 3:21 pm
Operator : JK /AMS /DTH
Sample : 9F06040-CCV1
Misc : 1x, A19C237@1000
ALS Vial : 2 Sample Multiplier: 1
DataAcq Meth:SV9_AQUISITION.M

Quant Time: Jun 06 17:27:10 2019
Quant Method : C:\msdchem\1\methods\SV9_050819.M
Quant Title : EPA 8270D: Semivolatile Organics
QLast Update : Thu May 09 12:25:58 2019
Response via : Initial Calibration
InstName : SV-GCMS9

DMT 6/6/19

Compound	R.T.	QIon	Response	Conc	Units	Dev(Min)
Internal Standards						
1) 1,4-Dichlorobenzene-d4...	6.681	152	96971	2000.00	ng/ml	-0.02
21) Naphthalene-d8 (ISTD)	7.932	136	397749	2000.00	ng/ml	-0.02
35) Acenaphthene-d10 (ISTD)	9.703	162	198625	2000.00	ng/ml	-0.02
64) Phenanthrene-d10 (ISTD)	11.211	188	382580	2000.00	ng/ml	-0.01
78) Chrysene-d12 (ISTD)	15.035	240	368701	2000.00	ng/ml	-0.02
86) Perylene-d12 (ISTD)	18.517	264	349757	2000.00	ng/ml	-0.02
94) Dibenz(a,h)Anthrcene-d...	20.903	292	347999	2000.00	ng/ml	-0.02
System Monitoring Compounds						
4) 2-Fluorophenol (Surr)	5.451	112	63219	997.69	ng/ml	-0.02
5) Phenol-d6 (Surr)	6.333	99	85062	1031.61	ng/ml	0.00
19) Nitrobenzene-d5 (Surr)	7.216	82	73759	1075.66	ng/ml	-0.02
40) 2-Fluorobiphenyl (Surr)	9.007	172	162433	1090.69	ng/ml	-0.02
67) 2,4,6-Tribromophenol (...	10.505	330	20700	1175.72	ng/ml	0.00
79) Terphenyl-d14 (Surr)	13.008	244	189062	1046.39	ng/ml	-0.02
Target Compounds						Qvalue
2) N-Nitrosodimethylamine	4.145	74	43985	907.68	ng/ml	97
3) Pyridine	4.156	79	67815	916.81	ng/ml	98
6) Phenol	6.344	94	88745	1011.99	ng/ml	96
7) Aniline	6.365	93	37468	502.10	ng/ml	88
8) Bis(2-chloroethyl) ether	6.413	93	75976	1029.44	ng/ml	98
9) 2-Chlorophenol	6.483	128	69888	1055.35	ng/ml	94
10) 1,3-Dichlorobenzene	6.627	146	73940	976.19	ng/ml	97
11) 1,4-Dichlorobenzene	6.697	146	71105	1005.03	ng/ml	96
12) Benzyl alcohol	6.814	108	41409	1111.57	ng/ml	100
13) 1,2-Dichlorobenzene	6.847	146	71140	1042.17	ng/ml	97
14) 2-Methylphenol	6.921	107	57763	1149.96	ng/ml	94
15) 2,2'-Oxybis(1-Chloropr...	6.937	45	95129	1058.30	ng/ml	95
16) N-Nitrosodi-n-propylamine	7.060	70	54767	1087.84	ng/ml	97
17) 3+4-Methylphenol	7.071	107	70579	1130.05	ng/ml	98
18) Hexachloroethane	7.178	201	21916	961.51	ng/ml	89
20) Nitrobenzene	7.237	77	71270	1056.65	ng/ml	90
22) Isophorone	7.467	82	144234	979.24	ng/ml	96
23) 2-Nitrophenol	7.553	139	41872	1113.32	ng/ml	95
24) 2,4-Dimethylphenol	7.590	122	56832	1007.12	ng/ml	97
25) Bis(2-chloroethoxy) me...	7.670	93	87404	1011.03	ng/ml	99
26) Benzoic acid	7.686	105	34017	1589.41	ng/ml	98
27) 2,4-Dichlorophenol	7.793	162	54894	1046.72	ng/ml	98
28) 1,2,4-Trichlorobenzene	7.873	180	63622	1000.54	ng/ml	97
29) Naphthalene	7.954	128	207183	1044.34	ng/ml	100
30) 4-Chloroaniline	8.018	127	37022	728.22	ng/ml	97
31) Hexachlorobutadiene	8.082	225	32772	992.59	ng/ml	97
32) 4-Chloro-3-methylphenol	8.489	107	60333	1010.19	ng/ml	98
33) 2-Methylnaphthalene	8.644	142	155235	1037.19	ng/ml	98
34) 1-Methylnaphthalene	8.745	142	147838	1048.76	ng/ml	98
36) Hexachlorocyclopentadiene	8.809	237	31656	1091.31	ng/ml	98
37) 2,4,6-Trichlorophenol	8.932	196	37836	1023.94	ng/ml	99
38) 2,4,5-Trichlorophenol	8.975	198	37832	1089.34	ng/ml	95
39) 1,1'-Biphenyl	9.109	154	180740	1088.97	ng/ml	98
41) 2-Chloronaphthalene	9.136	162	129665	1084.25	ng/ml	97
42) 2-Nitroaniline	9.237	138	44607	1111.65	ng/ml	88
43) 2,6-Dimethylnaphthalene	9.275	156	128986	1054.69	ng/ml	96

Data Path : C:\msdchem\1\data\2019-06\9F06040\
Data File : I06061908.D
Acq On : 6 Jun 2019 3:21 pm
Operator : JK /AMS /DTH
Sample : 9F06040-CCV1
Misc : 1x, A19C237@1000
ALS Vial : 2 Sample Multiplier: 1
DataAcq Meth:SV9_AQUISITION.M

Quant Time: Jun 06 17:27:10 2019
Quant Method : C:\msdchem\1\methods\SV9_050819.M
Quant Title : EPA 8270D: Semivolatile Organics
QLast Update : Thu May 09 12:25:58 2019
Response via : Initial Calibration
InstName : SV-GCMS9

Compound	R.T.	QIon	Response	Conc	Units	Dev(Min)
44) 1,4-Dinitrobenzene	9.360	168	21860	1112.36	ng/ml	85
45) Dimethyl phthalate	9.414	163	143716	1034.26	ng/ml	99
46) 1,3-Dinitrobenzene	9.446	168	23611	1058.10	ng/ml	87
47) 2,6-Dinitrotoluene	9.473	165	34089	1097.12	ng/ml	85
48) 1,2-Dinitrobenzene	9.532	168	16258	1054.97	ng/ml	92
49) Acenaphthylene	9.558	152	207729	1057.22	ng/ml	100
50) 3-Nitroaniline	9.655	138	28022	1141.07	ng/ml	97
51) Acenaphthene	9.735	153	129857	1049.10	ng/ml	99
52) 2,4-Dinitrophenol	9.756	184	10676	1010.95	ng/ml	84
53) 4-Nitrophenol	~~9.794~~	~~139~~	~~55~~	~~60.32~~	~~ng/ml#~~	~~26~~ ML
54) 2,4-Dinitrotoluene	9.885	165	45372	1057.22	ng/ml	85
55) Dibenzofuran	9.906	168	182078	1080.94	ng/ml	95
56) 2,3,5,6-Tetrachlorophenol	9.992	232	28938	979.41	ng/ml	92
57) 2,3,4,6-Tetrachlorophenol	10.040	232	31762	1024.48	ng/ml	84
58) Diethyl phthalate	10.120	149	138794	1030.81	ng/ml	95
59) 2,3,5-Trimethylnaphtha...	10.115	170	120011	995.24	ng/ml	99
60) Fluorene	10.254	166	146090	1006.37	ng/ml	98
61) 4-Chlorophenyl phenyl ...	10.248	204	69278	1021.49	ng/ml	88
62) 4-Nitroaniline	10.275	138	25184	846.68	ng/ml	96
63) 4,6-Dinitro-2-methylph...	10.302	198	19346	1084.81	ng/ml	74
65) N-Nitrosodiphenylamine	10.366	169	123771	1047.43	ng/ml	98
66) Azobenzene (1,2-DPH)	10.409	77	141553	1067.33	ng/ml	90
68) 4-Bromophenyl phenyl e...	10.746	248	44024	1046.61	ng/ml#	83
69) Hexachlorobenzene	10.826	284	46639	998.17	ng/ml	93
70) Pentachlorophenol (PCP)	11.024	266	19175	941.47	ng/ml	94
71) Phenanthrene	11.232	178	208310	1019.28	ng/ml	99
72) Anthracene	11.286	178	210003	1027.69	ng/ml	99
73) Carbazole	11.452	167	182285	1017.86	ng/ml	97
74) Di-n-butyl phthalate	11.778	149	243756	1050.45	ng/ml	99
75) Fluoranthene	12.511	202	243166	1018.25	ng/ml	97
76) Benzidine	12.666	184	30577	302.59	ng/ml	93
77) Pyrene	12.805	202	243285	1001.05	ng/ml	98
80) Butyl benzyl phthalate	13.821	149	108605	1064.83	ng/ml	94
81) Bis(2-ethylhexyl) adipate	13.987	129	96773	995.67	ng/ml	98
82) 3,3-Dichlorobenzidine	14.976	252	58636	2384.68	ng/ml	90
83) Benz(a)anthracene	15.009	228	216043	1008.80	ng/ml	98
84) Chrysene	15.089	228	196059	992.34	ng/ml	97
85) Bis(2-ethylhexyl) phth...	15.153	149	139668	1074.43	ng/ml	95
87) Di-n-octyl phthalate	16.811	149	240890	995.84	ng/ml	99
88) Benzo(b)fluoranthene	17.597	252	227450	1029.90	ng/ml	94
89) Benzo(k)fluoranthene	17.661	252	218534	998.39	ng/ml	94
90) Benzo(b+k)fluoranthene	17.661	252	456495	2015.05	ng/ml	94
91) Benzo(e)pyrene	18.250	252	218415	1044.44	ng/ml	99
92) Benzo(a)pyrene	18.368	252	206467	1031.62	ng/ml	97
93) Perylene	18.576	252	204095	1152.63	ng/ml	98
95) Indeno(1,2,3-cd)pyrene	20.903	276	187077	978.98	ng/ml	91
96) Dibenz(a,h)anthracene	20.962	278	174915	1036.81	ng/ml	94
97) Benzo(g,h,i)perylene	21.438	276	202637	1084.47	ng/ml	90

(#) = qualifier out of range (m) = manual integration (+) = signals summed

Quantitation Report (Qedit)

Data Path : C:\msdchem\1\data\2019-06\9F06040\
Data File : I06061908.D
Acq On : 6 Jun 2019 3:21 pm
Operator : JK /AMS /DTH
Sample : 9F06040-CCV1
Misc : 1x, A19C237@1000
ALS Vial : 2 Sample Multiplier: 1
DataAcq Meth:SV9_AQUISITION.M

Quant Time: Jun 06 17:27:10 2019
Quant Method : C:\msdchem\1\methods\SV9_050819.M
Quant Title : EPA 8270D: Semivolatile Organics
QLast Update : Thu May 09 12:25:58 2019
Response via : Initial Calibration
InstName : SV-GCMS9

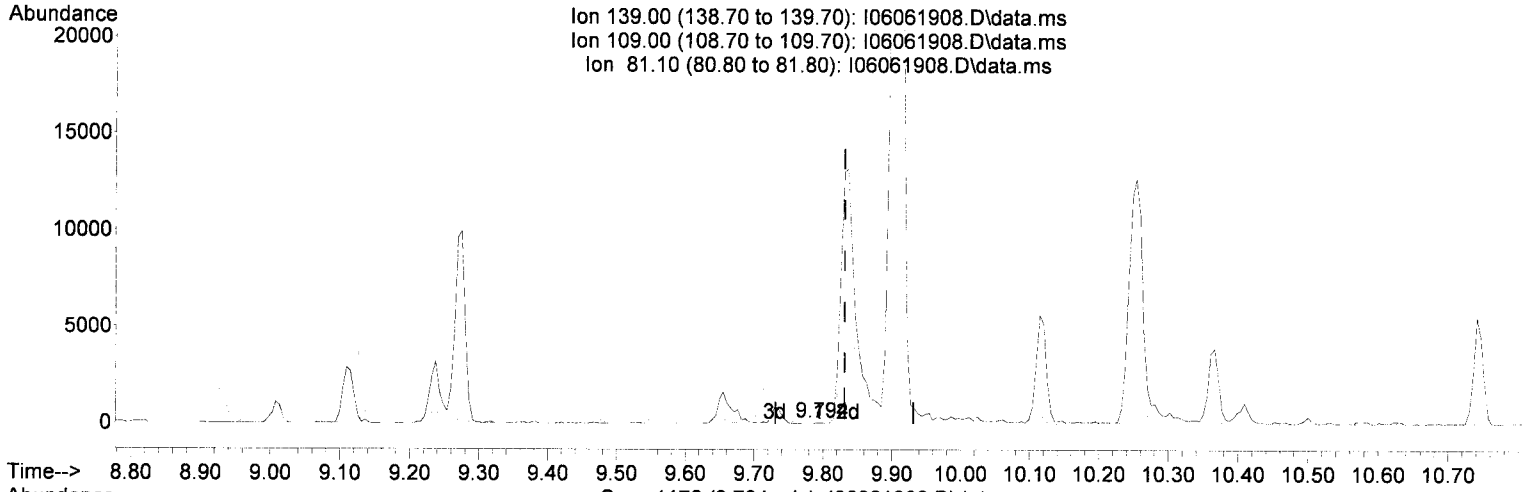

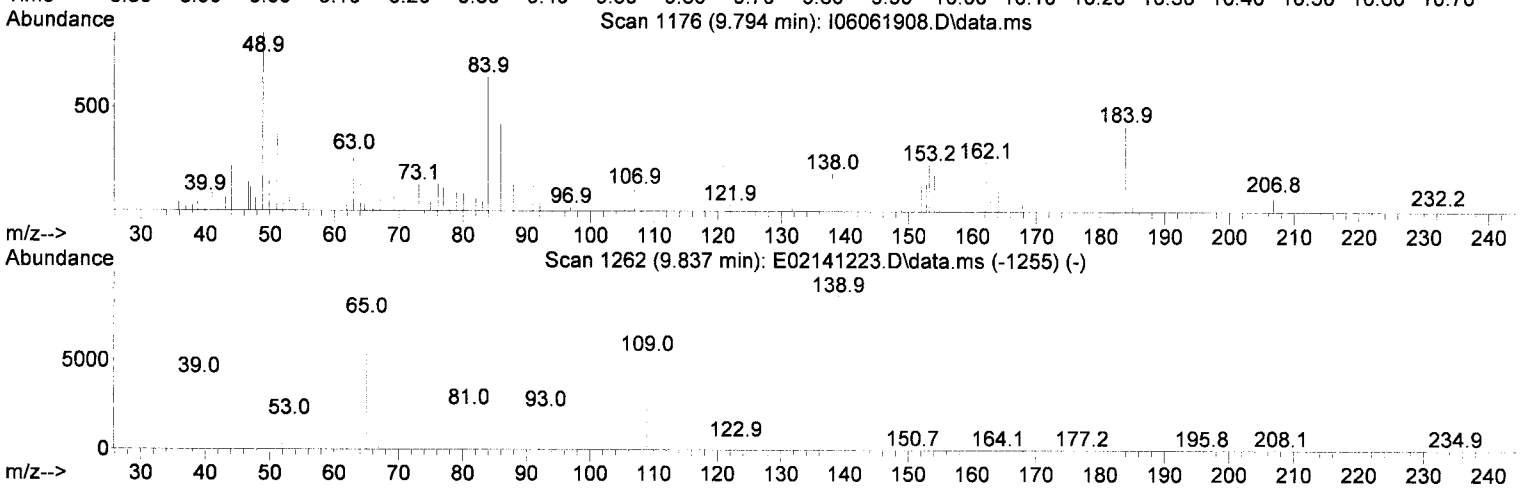

TIC: I06061908.D\data.ms

(53) 4-Nitrophenol (T)

9.794min (-0.037) 60.32 ng/ml

response 55

Ion	Exp%	Act%
139.00	100.00	100.00
109.00	64.20	0.00#
81.10	30.90	0.00#
0.00	0.00	0.00

Quantitation Report (Qedit)

Data Path : C:\msdchem\1\data\2019-06\9F06040\
Data File : I06061908.D
Acq On : 6 Jun 2019 3:21 pm
Operator : JK /AMS /DTH
Sample : 9F06040-CCV1
Misc : 1x, A19C237@1000
ALS Vial : 2 Sample Multiplier: 1
DataAcq Meth:SV9_AQUISITION.M

Quant Time: Jun 06 17:27:10 2019
Quant Method : C:\msdchem\1\methods\SV9_050819.M
Quant Title : EPA 8270D: Semivolatile Organics
QLast Update : Thu May 09 12:25:58 2019
Response via : Initial Calibration
InstName : SV-GCMS9

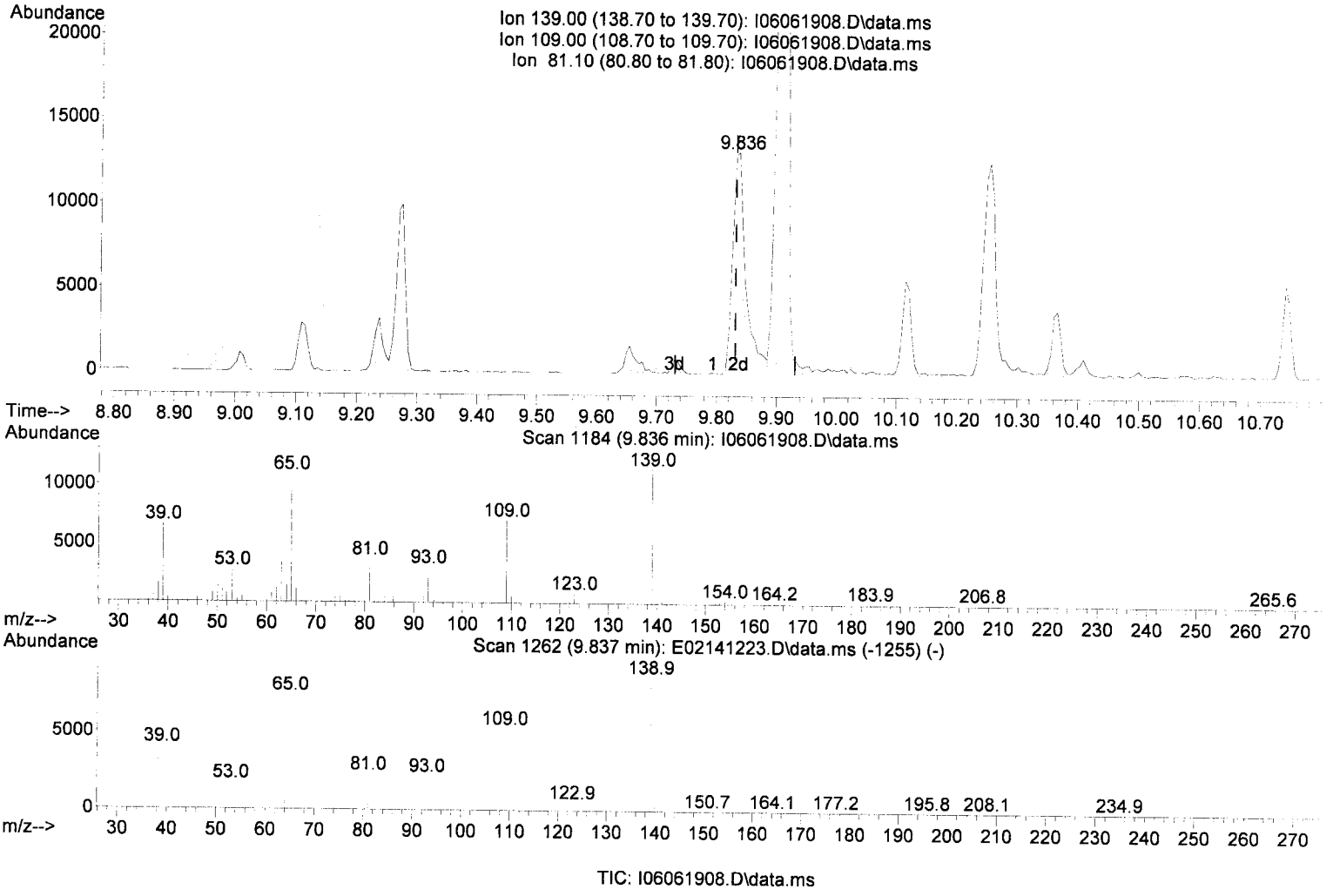

TIC: I06061908.D\data.ms

(53) 4-Nitrophenol (T)

9.836min (+ 0.005) 932.64 ng/ml m

response 20696

Ion	Exp%	Act%
139.00	100.00	100.00
109.00	64.20	53.34
81.10	30.90	28.00
0.00	0.00	0.00

BTH 6/6/19

Data Path : C:\msdchem\1\data\2019-06\9F06040\
Data File : I06061908.D
Acq On : 6 Jun 2019 3:21 pm
Operator : JK /AMS /DTH
Sample : 9F06040-CCV1
Misc : 1x, A19C237@1000
ALS Vial : 2 Sample Multiplier: 1
DataAcq Meth:SV9_AQUISITION.M

Quant Time: Jun 06 17:27:10 2019
Quant Method : C:\msdchem\1\methods\SV9_050819.M
Quant Title : EPA 8270D: Semivolatile Organics
QLast Update : Thu May 09 12:25:58 2019
Response via : Initial Calibration
InstName : SV-GCMS9

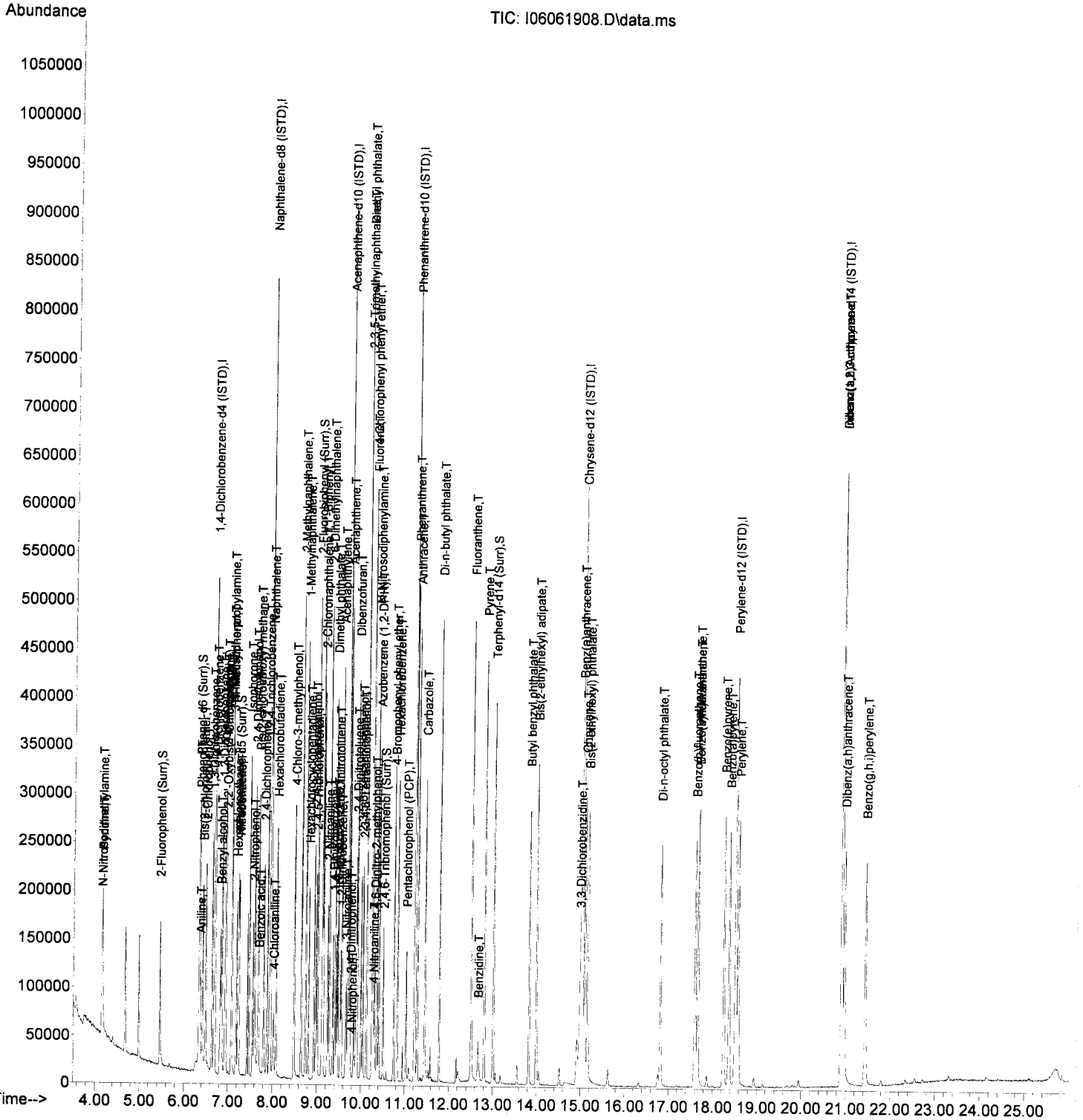

No Name Entered Quantitation Report (Not Reviewed)

Data Path : C:\msdchem\1\data\2019-06\9F06040\
Data File : I06061909.D
Acq On : 6 Jun 2019 3:57 pm
Operator : JK /AMS /DTH
Sample : 9F06040-CCB1
Misc : 1x, DCM + ISTD
ALS Vial : 3 Sample Multiplier: 1
DataAcq Meth:SV9_AQUISITION.M

Quant Time: Jun 06 17:28:46 2019
Quant Method : C:\msdchem\1\methods\SV9_050819.M
Quant Title : EPA 8270D: Semivolatile Organics
QLast Update : Thu May 09 12:25:58 2019
Response via : Initial Calibration
InstName : SV-GCMS9

DTH 6/6/19

Compound	R.T.	QIon	Response	Conc	Units	Dev(Min)
Internal Standards						
1) 1,4-Dichlorobenzene-d4...	6.691	152	112434	2000.00	ng/ml	0.00
21) Naphthalene-d8 (ISTD)	7.943	136	476343	2000.00	ng/ml	0.00
35) Acenaphthene-d10 (ISTD)	9.708	162	244083	2000.00	ng/ml	-0.01
64) Phenanthrene-d10 (ISTD)	11.216	188	452664	2000.00	ng/ml	0.00
78) Chrysene-d12 (ISTD)	15.041	240	468335	2000.00	ng/ml	-0.02
86) Perylene-d12 (ISTD)	18.523	264	434009	2000.00	ng/ml	-0.02
94) Dibenz(a,h)Anthrcene-d...	20.908	292	417178	2000.00	ng/ml	-0.02
System Monitoring Compounds						
4) 2-Fluorophenol (Surr)	0.000	112	0	0.00	ng/ml	
5) Phenol-d6 (Surr)	0.000	99	0	0.00	ng/ml	
19) Nitrobenzene-d5 (Surr)	7.221	82	53	0.67	ng/ml	-0.01
40) 2-Fluorobiphenyl (Surr)	0.000	172	0	0.00	ng/ml	
67) 2,4,6-Tribromophenol (...	0.000	330	0	0.00	ng/ml	
79) Terphenyl-d14 (Surr)	0.000	244	0	0.00	ng/ml	
Target Compounds						Qvalue
2) N-Nitrosodimethylamine	0.000		0	N.D.		
3) Pyridine	0.000		0	N.D.		
6) Phenol	0.000		0	N.D.		
7) Aniline	0.000		0	N.D.		
8) Bis(2-chloroethyl) ether	0.000		0	N.D.		
9) 2-Chlorophenol	0.000		0	N.D.		
10) 1,3-Dichlorobenzene	0.000		0	N.D.		
11) 1,4-Dichlorobenzene	0.000		0	N.D.		
12) Benzyl alcohol	0.000		0	N.D.		
13) 1,2-Dichlorobenzene	0.000		0	N.D.		
14) 2-Methylphenol	0.000		0	N.D.		
15) 2,2'-Oxybis(1-Chloropr...	0.000		0	N.D.		
16) N-Nitrosodi-n-propylamine	6.996	70	51	N.D.		
17) 3+4-Methylphenol	0.000		0	N.D.		
18) Hexachloroethane	0.000		0	N.D.		
20) Nitrobenzene	0.000		0	N.D.		
22) Isophorone	0.000		0	N.D.		
23) 2-Nitrophenol	0.000		0	N.D.		
24) 2,4-Dimethylphenol	0.000		0	N.D.		
25) Bis(2-chloroethoxy) me...	0.000		0	N.D.		
26) Benzoic acid	0.000		0	N.D.		
27) 2,4-Dichlorophenol	0.000		0	N.D.		
28) 1,2,4-Trichlorobenzene	0.000		0	N.D.		
29) Naphthalene	0.000		0	N.D.		
30) 4-Chloroaniline	0.000		0	N.D.		
31) Hexachlorobutadiene	0.000		0	N.D.		
32) 4-Chloro-3-methylphenol	0.000		0	N.D.		
33) 2-Methylnaphthalene	0.000		0	N.D.		
34) 1-Methylnaphthalene	0.000		0	N.D.		
36) Hexachlorocyclopentadiene	0.000		0	N.D.		
37) 2,4,6-Trichlorophenol	0.000		0	N.D.		
38) 2,4,5-Trichlorophenol	0.000		0	N.D.		
39) 1,1'-Biphenyl	0.000		0	N.D.		
41) 2-Chloronaphthalene	0.000		0	N.D.		
42) 2-Nitroaniline	0.000		0	N.D.		
43) 2,6-Dimethylnaphthalene	0.000		0	N.D.		

No Name Entered Quantitation Report (Not Reviewed)

Data Path : C:\msdchem\1\data\2019-06\9F06040\
Data File : I06061909.D
Acq On : 6 Jun 2019 3:57 pm
Operator : JK /AMS /DTH
Sample : 9F06040-CCB1
Misc : 1x, DCM + ISTD
ALS Vial : 3 Sample Multiplier: 1
DataAcq Meth:SV9_AQUISITION.M

Quant Time: Jun 06 17:28:46 2019
Quant Method : C:\msdchem\1\methods\SV9_050819.M
Quant Title : EPA 8270D: Semivolatile Organics
QLast Update : Thu May 09 12:25:58 2019
Response via : Initial Calibration
InstName : SV-GCMS9

Compound	R.T.	QIon	Response	Conc Units	Dev(Min)
44) 1,4-Dinitrobenzene	0.000		0	N.D.	
45) Dimethyl phthalate	0.000		0	N.D.	
46) 1,3-Dinitrobenzene	0.000		0	N.D.	
47) 2,6-Dinitrotoluene	0.000		0	N.D.	
48) 1,2-Dinitrobenzene	0.000		0	N.D.	
49) Acenaphthylene	0.000		0	N.D.	
50) 3-Nitroaniline	0.000		0	N.D.	
51) Acenaphthene	9.719	153	58	N.D.	
52) 2,4-Dinitrophenol	0.000		0	N.D.	
53) 4-Nitrophenol	0.000		0	N.D.	
54) 2,4-Dinitrotoluene	9.842	165	110	34.73 ng/ml#	17
55) Dibenzofuran	0.000		0	N.D.	
56) 2,3,5,6-Tetrachlorophenol	0.000		0	N.D.	
57) 2,3,4,6-Tetrachlorophenol	0.000		0	N.D.	
58) Diethyl phthalate	0.000		0	N.D.	
59) 2,3,5-Trimethylnaphtha...	0.000		0	N.D.	
60) Fluorene	0.000		0	N.D.	
61) 4-Chlorophenyl phenyl ...	0.000		0	N.D.	
62) 4-Nitroaniline	0.000		0	N.D.	
63) 4,6-Dinitro-2-methylph...	0.000		0	N.D.	
65) N-Nitrosodiphenylamine	0.000		0	N.D.	
66) Azobenzene (1,2-DPH)	0.000		0	N.D.	
68) 4-Bromophenyl phenyl e...	0.000		0	N.D.	
69) Hexachlorobenzene	0.000		0	N.D.	
70) Pentachlorophenol (PCP)	0.000		0	N.D.	
71) Phenanthrene	11.222	178	69	N.D.	
72) Anthracene	11.222	178	69	N.D.	
73) Carbazole	0.000		0	N.D.	
74) Di-n-butyl phthalate	0.000		0	N.D.	
75) Fluoranthene	0.000		0	N.D.	
76) Benzidine	0.000		0	N.D.	
77) Pyrene	0.000		0	N.D.	
80) Butyl benzyl phthalate	0.000		0	N.D.	
81) Bis(2-ethylhexyl) adipate	13.998	129	1764	14.29 ng/ml	96
82) 3,3-Dichlorobenzidine	0.000		0	N.D.	
83) Benz(a)anthracene	15.041	228	1079	3.97 ng/ml	73
84) Chrysene	15.041	228	1079	4.30 ng/ml	70
85) Bis(2-ethylhexyl) phth...	0.000		0	N.D.	
87) Di-n-octyl phthalate	0.000		0	N.D.	
88) Benzo(b)fluoranthene	0.000		0	N.D.	
89) Benzo(k)fluoranthene	0.000		0	N.D.	
90) Benzo(b+k)fluoranthene	0.000		0	N.D.	
91) Benzo(e)pyrene	0.000		0	N.D.	
92) Benzo(a)pyrene	0.000		0	N.D.	
93) Perylene	18.517	252	1376	6.26 ng/ml	72
95) Indeno(1,2,3-cd)pyrene	20.903	276	143	N.D.	
96) Dibenz(a,h)anthracene	20.913	278	102	N.D.	
97) Benzo(g,h,i)perylene	0.000		0	N.D.	

(#) = qualifier out of range (m) = manual integration (+) = signals summed

Data Path : C:\msdchem\1\data\2019-06\9F06040\
Data File : I06061909.D
Acq On : 6 Jun 2019 3:57 pm
Operator : JK /AMS /DTH
Sample : 9F06040-CCB1
Misc : 1x, DCM + ISTD
ALS Vial : 3 Sample Multiplier: 1
DataAcq Meth:SV9_AQUISITION.M

Quant Time: Jun 06 17:28:46 2019
Quant Method : C:\msdchem\1\methods\SV9_050819.M
Quant Title : EPA 8270D: Semivolatile Organics
QLast Update : Thu May 09 12:25:58 2019
Response via : Initial Calibration
InstName : SV-GCMS9



No Name Entered Quantitation Report (Not Reviewed)

Data Path : C:\msdchem\1\data\2019-06\9F06040\
Data File : I06061915.D
Acq On : 6 Jun 2019 7:31 pm
Operator : JK /AMS /DTH
Sample : A9E0838-04RE1@10
Misc : 10x, 8270D LL PAH
ALS Vial : 9 Sample Multiplier: 1
DataAcq Meth:SV9_AQUISITION.M

AMS 6/7/19 MOS

Quant Time: Jun 07 07:23:30 2019
Quant Method : C:\msdchem\1\methods\SV9_050819.M
Quant Title : EPA 8270D: Semivolatile Organics
QLast Update : Thu May 09 12:25:58 2019
Response via : Initial Calibration
InstName : SV-GCMS9

Compound	R.T.	QIon	Response	Conc Units	Dev(Min)
Internal Standards					
1) 1,4-Dichlorobenzene-d4...	6.691	152	113752	2000.00 ng/ml	0.00
21) Naphthalene-d8 (ISTD)	7.943	136	479892	2000.00 ng/ml	0.00
35) Acenaphthene-d10 (ISTD)	9.713	162	245630	2000.00 ng/ml	0.00
64) Phenanthrene-d10 (ISTD)	11.222	188	435015	2000.00 ng/ml	0.00
78) Chrysene-d12 (ISTD)	15.051	240	419440	2000.00 ng/ml	0.00
86) Perylene-d12 (ISTD)	18.533	264	388561	2000.00 ng/ml	0.00
94) Dibenz(a,h)Anthrcene-d...	20.919	292	367158	2000.00 ng/ml	0.00
System Monitoring Compounds					
4) 2-Fluorophenol (Surr)	5.472	112	7550	101.57 ng/ml	0.00
5) Phenol-d6 (Surr)	6.354	99	8725	90.20 ng/ml	0.02
19) Nitrobenzene-d5 (Surr)	7.232	82	9636	119.80 ng/ml	0.00
40) 2-Fluorobiphenyl (Surr)	9.023	172	21845	118.61 ng/ml	0.00
67) 2,4,6-Tribromophenol (...	10.516	330	3888	194.21 ng/ml	0.00
79) Terphenyl-d14 (Surr)	13.019	244	32285	157.07 ng/ml	0.00
Target Compounds					Qvalue
2) N-Nitrosodimethylamine	0.000		0	N.D.	
3) Pyridine	0.000		0	N.D.	
6) Phenol	6.376	94	621	6.04 ng/ml	95
7) Aniline	6.370	93	1465	16.74 ng/ml	70
8) Bis(2-chloroethyl) ether	6.429	93	85	N.D.	
9) 2-Chlorophenol	0.000		0	N.D.	
10) 1,3-Dichlorobenzene	0.000		0	N.D.	
11) 1,4-Dichlorobenzene	0.000		0	N.D.	
12) Benzyl alcohol	0.000		0	N.D.	
13) 1,2-Dichlorobenzene	0.000		0	N.D.	
14) 2-Methylphenol	0.000		0	N.D.	
15) 2,2'-Oxybis(1-Chloropr...	6.895	45	52	N.D.	
16) N-Nitrosodi-n-propylamine	7.060	70	71	N.D.	
17) 3+4-Methylphenol	7.098	107	1178	16.08 ng/ml#	74
18) Hexachloroethane	0.000		0	N.D.	
20) Nitrobenzene	7.216	77	233	2.94 ng/ml#	40
22) Isophorone	7.478	82	193	N.D.	
23) 2-Nitrophenol	0.000		0	N.D.	
24) 2,4-Dimethylphenol	0.000		0	N.D.	
25) Bis(2-chloroethoxy) me...	0.000		0	N.D.	
26) Benzoic acid	7.734	105	56	705.85 ng/ml#	1
27) 2,4-Dichlorophenol	0.000		0	N.D.	
28) 1,2,4-Trichlorobenzene	0.000		0	N.D.	
29) Naphthalene	7.964	128	3434	14.35 ng/ml	94
30) 4-Chloroaniline	7.970	127	436	7.11 ng/ml#	52
31) Hexachlorobutadiene	0.000		0	N.D.	
32) 4-Chloro-3-methylphenol	8.505	107	72	65.66 ng/ml#	1
33) 2-Methylnaphthalene	8.660	142	1117	6.19 ng/ml	83
34) 1-Methylnaphthalene	8.761	142	755	4.44 ng/ml	89
36) Hexachlorocyclopentadiene	0.000		0	N.D.	
37) 2,4,6-Trichlorophenol	0.000		0	N.D.	
38) 2,4,5-Trichlorophenol	0.000		0	N.D.	
39) 1,1'-Biphenyl	9.125	154	369	N.D.	
41) 2-Chloronaphthalene	0.000		0	N.D.	
42) 2-Nitroaniline	0.000		0	N.D.	
43) 2,6-Dimethylnaphthalene	9.291	156	551	3.64 ng/ml	91

Data Path : C:\msdchem\1\data\2019-06\9F06040\
Data File : I06061915.D
Acq On : 6 Jun 2019 7:31 pm
Operator : JK /AMS /DTH
Sample : A9E0838-04RE1@10
Misc : 10x, 8270D LL PAH
ALS Vial : 9 Sample Multiplier: 1
DataAcq Meth:SV9_AQUISITION.M

Quant Time: Jun 07 07:23:30 2019
Quant Method : C:\msdchem\1\methods\SV9_050819.M
Quant Title : EPA 8270D: Semivolatile Organics
QLast Update : Thu May 09 12:25:58 2019
Response via : Initial Calibration
InstName : SV-GCMS9

Compound	R.T.	QIon	Response	Conc Units	Dev(Min)
44) 1,4-Dinitrobenzene	0.000		0	N.D.	
45) Dimethyl phthalate	9.446	163	55	N.D.	
46) 1,3-Dinitrobenzene	0.000		0	N.D.	
47) 2,6-Dinitrotoluene	9.478	165	179	4.66 ng/ml#	36
48) 1,2-Dinitrobenzene	0.000		0	N.D.	
49) Acenaphthylene	9.569	152	957	3.94 ng/ml	74
50) 3-Nitroaniline	9.660	138	57	Below Cal #	1
51) Acenaphthene	9.745	153	4782	31.24 ng/ml	85
52) 2,4-Dinitrophenol	0.000		0	N.D.	
53) 4-Nitrophenol	9.804	139	177	64.14 ng/ml#	1
54) 2,4-Dinitrotoluene	9.863	165	202	36.36 ng/ml#	17
55) Dibenzofuran	9.917	168	2215	10.63 ng/ml#	73
56) 2,3,5,6-Tetrachlorophenol	0.000		0	N.D.	
57) 2,3,4,6-Tetrachlorophenol	0.000		0	N.D.	
58) Diethyl phthalate	10.131	149	321	N.D.	
59) 2,3,5-Trimethylnaphtha...	10.120	170	464	3.11 ng/ml	86
60) Fluorene	10.264	166	4097	22.82 ng/ml	91
61) 4-Chlorophenyl phenyl ...	0.000		0	N.D.	
62) 4-Nitroaniline	10.275	138	174	4.73 ng/ml	97
63) 4,6-Dinitro-2-methylph...	0.000		0	N.D.	
65) N-Nitrosodiphenylamine	10.377	169	631	4.70 ng/ml	91
66) Azobenzene (1,2-DPH)	10.414	77	587	3.89 ng/ml#	32
68) 4-Bromophenyl phenyl e...	0.000		0	N.D.	
69) Hexachlorobenzene	0.000		0	N.D.	
70) Pentachlorophenol (PCP)	11.051	266	54	58.41 ng/ml#	19
71) Phenanthrene	11.243	178	34990	150.57 ng/ml	96
72) Anthracene	11.291	178	5644	24.29 ng/ml	97
73) Carbazole	11.457	167	5041	24.76 ng/ml	96
74) Di-n-butyl phthalate	11.789	149	776	2.94 ng/ml	61
75) Fluoranthene	12.521	202	76377	281.27 ng/ml	93
76) Benzidine	12.650	184	93	Below Cal #	1
77) Pyrene	12.816	202	68599	248.24 ng/ml	97
80) Butyl benzyl phthalate	13.832	149	567	14.80 ng/ml#	72
81) Bis(2-ethylhexyl) adipate	13.998	129	2285	20.67 ng/ml	88
82) 3,3-Dichlorobenzidine	0.000		0	N.D.	
83) Benz(a)anthracene	15.025	228	37746	154.93 ng/ml	94
84) Chrysene	15.099	228	43163	192.04 ng/ml	97
85) Bis(2-ethylhexyl) phth...	15.169	149	2854	19.30 ng/ml	95
87) Di-n-octyl phthalate	16.843	149	148	57.55 ng/ml#	1
88) Benzo(b)fluoranthene	17.613	252	65029	268.83 ng/ml MQS	92
89) Benzo(k)fluoranthene	17.672	252	18859	79.42 ng/ml MQS	89
90) Benzo(b+k)fluoranthene	17.613	252	93377	373.05 ng/ml	90
91) Benzo(e)pyrene	18.255	252	32506	139.92 ng/ml	94
92) Benzo(a)pyrene	18.383	252	43023	195.37 ng/ml	97
93) Perylene	18.587	252	16395	83.34 ng/ml	95
95) Indeno(1,2,3-cd)pyrene	20.913	276	29653	147.08 ng/ml	98
96) Dibenz(a,h)anthracene	20.972	278	5833	32.77 ng/ml	94
97) Benzo(g,h,i)perylene	21.448	276	29049	147.35 ng/ml	89

(#) = qualifier out of range (m) = manual integration (+) = signals summed

Quantitation Report (Qedit)

Data Path : C:\msdchem\1\data\2019-06\9F06040\
Data File : I06061915.D
Acq On : 6 Jun 2019 7:31 pm
Operator : JK /AMS /DTH
Sample : A9E0838-04RE1@10
Misc : 10x, 8270D LL PAH
ALS Vial : 9 Sample Multiplier: 1
DataAcq Meth:SV9_AQUISITION.M

Quant Time: Jun 07 07:23:30 2019
Quant Method : C:\msdchem\1\methods\SV9_050819.M
Quant Title : EPA 8270D: Semivolatile Organics
QLast Update : Thu May 09 12:25:58 2019
Response via : Initial Calibration
InstName : SV-GCMS9

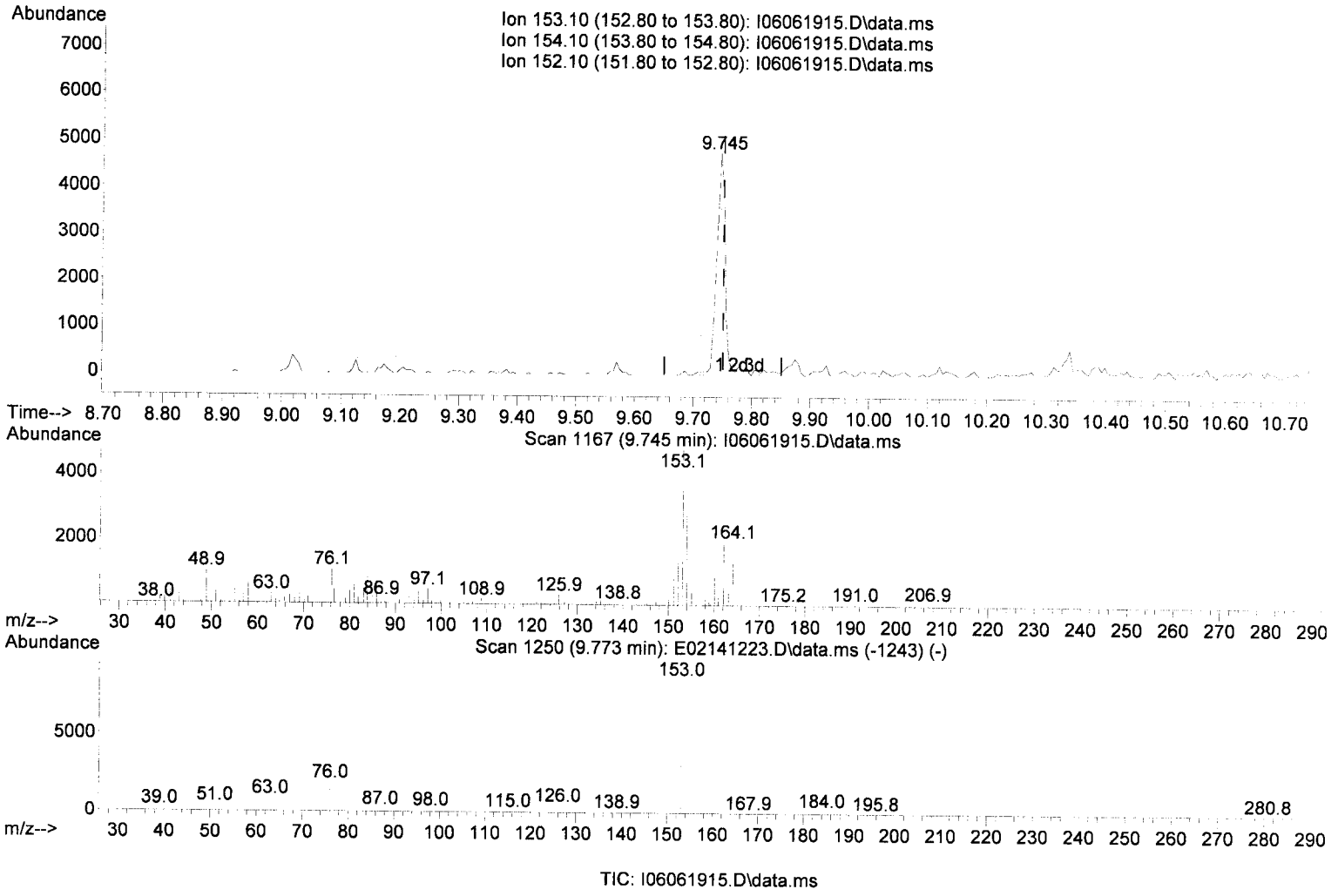

TIC: I06061915.D\data.ms

(51) Acenaphthene (T)

9.745min (-0.005) 31.24 ng/ml

response 4782

Ion	Exp%	Act%
153.10	100.00	100.00
154.10	93.50	75.91
152.10	47.70	41.44
0.00	0.00	0.00

Quantitation Report (Qedit)

Data Path : C:\msdchem\1\data\2019-06\9F06040\
Data File : I06061915.D
Acq On : 6 Jun 2019 7:31 pm
Operator : JK /AMS /DTH
Sample : A9E0838-04RE1@10
Misc : 10x, 8270D LL PAH
ALS Vial : 9 Sample Multiplier: 1
DataAcq Meth:SV9_AQUISITION.M

Quant Time: Jun 07 07:23:30 2019
Quant Method : C:\msdchem\1\methods\SV9_050819.M
Quant Title : EPA 8270D: Semivolatile Organics
QLast Update : Thu May 09 12:25:58 2019
Response via : Initial Calibration
InstName : SV-GCMS9

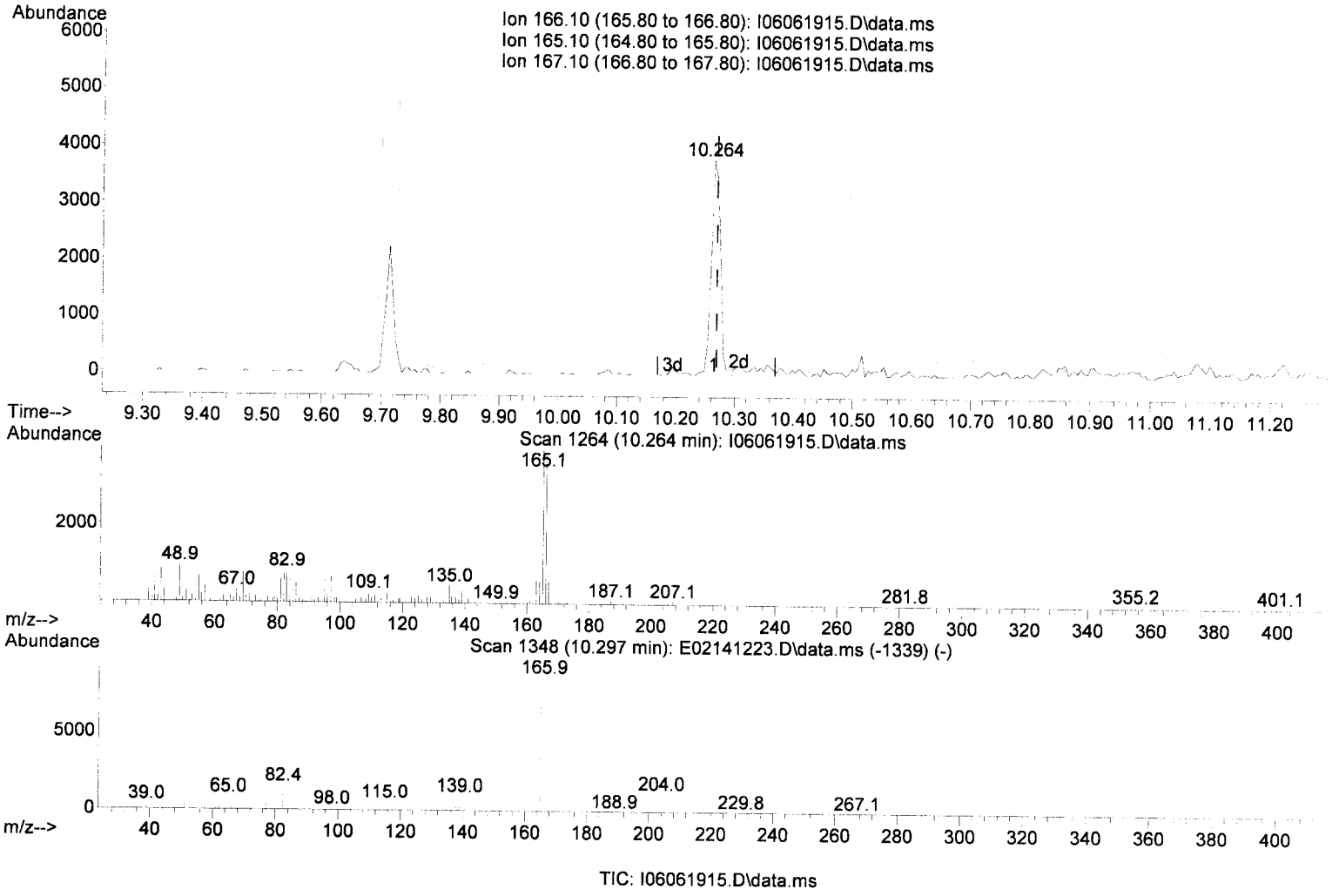

TIC: I06061915.D\data.ms

(60) Fluorene (T)

10.264min (-0.005) 22.82 ng/ml

response 4097

Ion	Exp%	Act%
166.10	100.00	100.00
165.10	93.70	103.15
167.10	13.50	15.18
0.00	0.00	0.00

Quantitation Report (Qedit)

Data Path : C:\msdchem\1\data\2019-06\9F06040\
Data File : I06061915.D
Acq On : 6 Jun 2019 7:31 pm
Operator : JK /AMS /DTH
Sample : A9E0838-04RE1@10
Misc : 10x, 8270D LL PAH
ALS Vial : 9 Sample Multiplier: 1
DataAcq Meth:SV9_AQUISITION.M

Quant Time: Jun 07 07:23:30 2019
Quant Method : C:\msdchem\1\methods\SV9_050819.M
Quant Title : EPA 8270D: Semivolatile Organics
QLast Update : Thu May 09 12:25:58 2019
Response via : Initial Calibration
InstName : SV-GCMS9

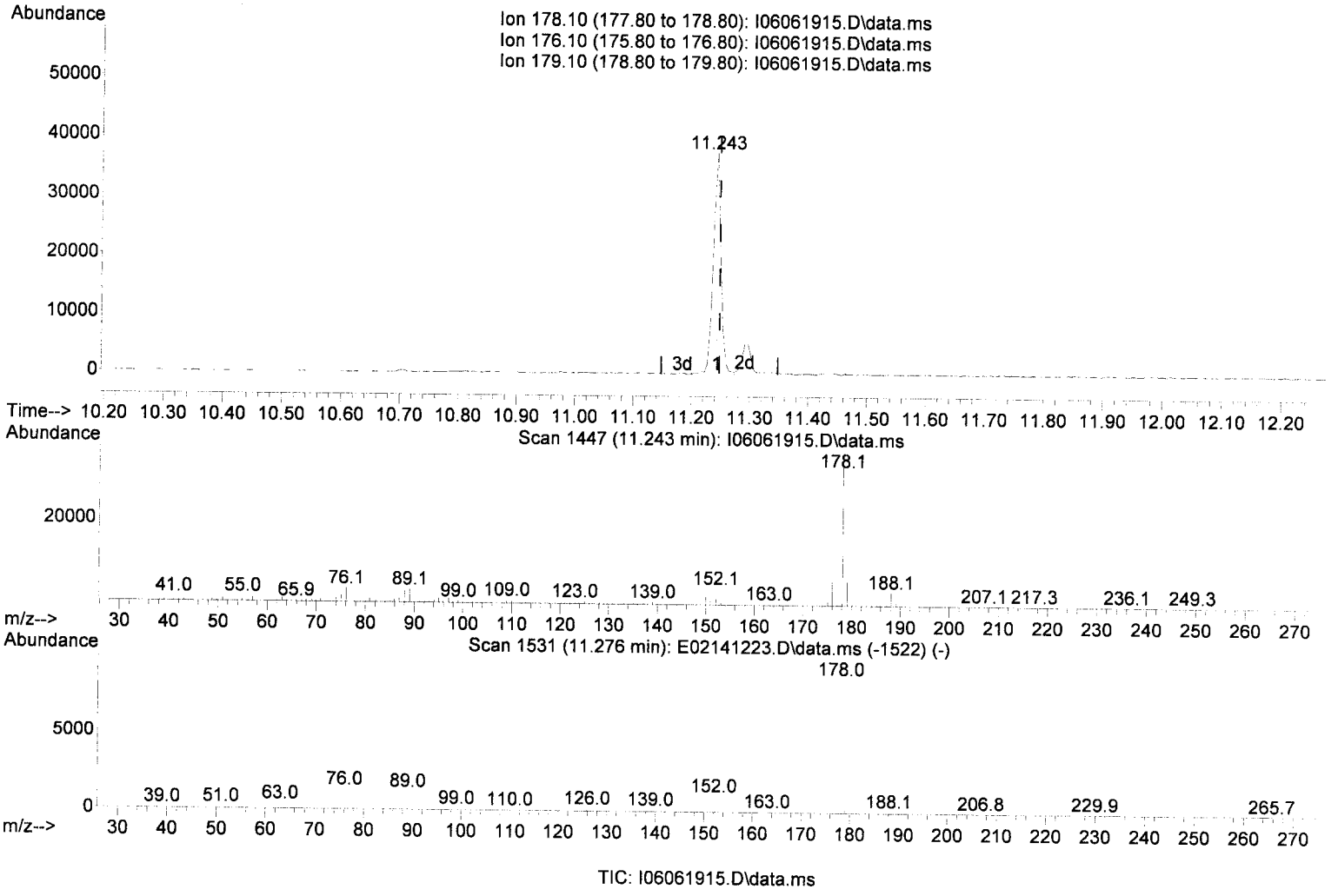

TIC: I06061915.D\data.ms

(71) Phenanthrene (T)

11.243min (-0.005) 150.57 ng/ml

response 34990

Ion	Exp%	Act%
178.10	100.00	100.00
176.10	19.40	16.20
179.10	15.20	15.04
0.00	0.00	0.00

Quantitation Report (Qedit)

Data Path : C:\msdchem\1\data\2019-06\9F06040\
Data File : I06061915.D
Acq On : 6 Jun 2019 7:31 pm
Operator : JK /AMS /DTH
Sample : A9E0838-04RE1@10
Misc : 10x, 8270D LL PAH
ALS Vial : 9 Sample Multiplier: 1
DataAcq Meth:SV9_AQUISITION.M

Quant Time: Jun 07 07:23:30 2019
Quant Method : C:\msdchem\1\methods\SV9_050819.M
Quant Title : EPA 8270D: Semivolatile Organics
QLast Update : Thu May 09 12:25:58 2019
Response via : Initial Calibration
InstName : SV-GCMS9

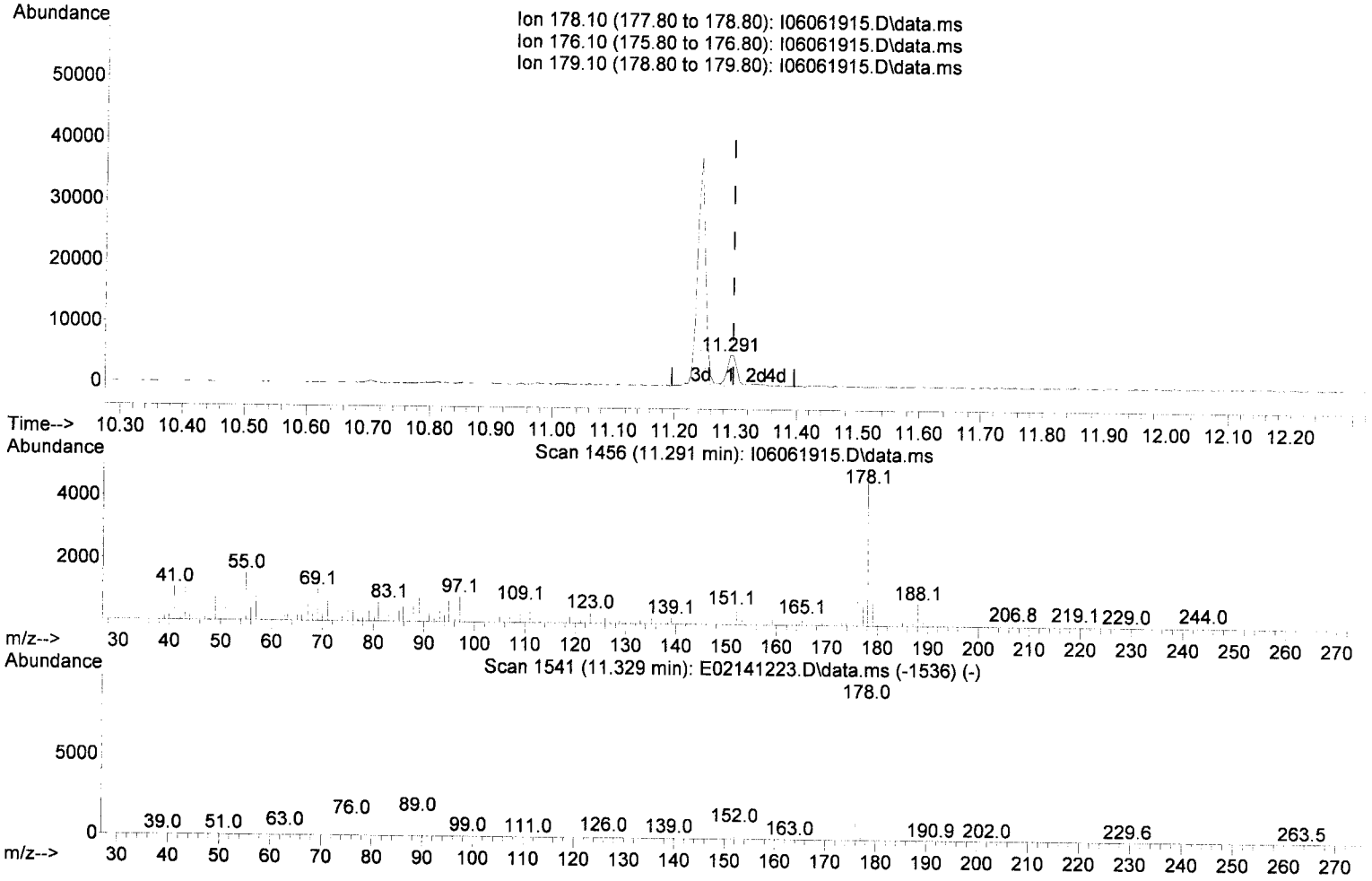

TIC: I06061915.D\data.ms

(72) Anthracene (T)

11.291min (-0.005) 24.29 ng/ml

response 5644

Ion	Exp%	Act%
178.10	100.00	100.00
176.10	18.70	16.16
179.10	15.90	16.16
0.00	0.00	0.00

Quantitation Report (Qedit)

Data Path : C:\msdchem\1\data\2019-06\9F06040\
Data File : I06061915.D
Acq On : 6 Jun 2019 7:31 pm
Operator : JK /AMS /DTH
Sample : A9E0838-04RE1@10
Misc : 10x, 8270D LL PAH
ALS Vial : 9 Sample Multiplier: 1
DataAcq Meth:SV9_AQUISITION.M

Quant Time: Jun 07 07:23:30 2019
Quant Method : C:\msdchem\1\methods\SV9_050819.M
Quant Title : EPA 8270D: Semivolatile Organics
QLast Update : Thu May 09 12:25:58 2019
Response via : Initial Calibration
InstName : SV-GCMS9

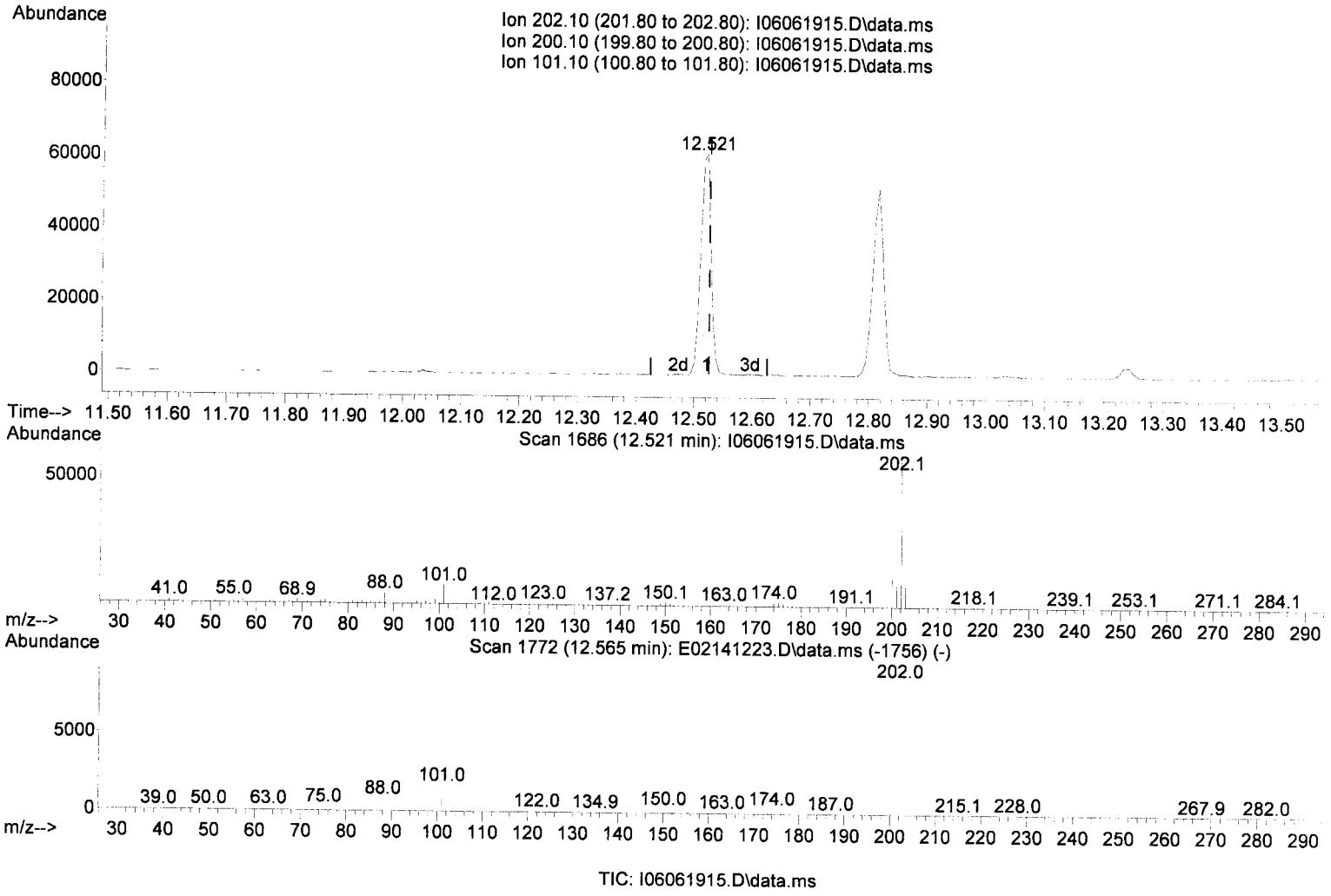

TIC: I06061915.D\data.ms

(75) Fluoranthene (T)

12.521min (-0.005) 281.27 ng/ml

response 76377

Ion	Exp%	Act%
202.10	100.00	100.00
200.10	20.20	18.26
101.10	17.00	12.38
0.00	0.00	0.00

Quantitation Report (Qedit)

Data Path : C:\msdchem\1\data\2019-06\9F06040\
Data File : I06061915.D
Acq On : 6 Jun 2019 7:31 pm
Operator : JK /AMS /DTH
Sample : A9E0838-04RE1@10
Misc : 10x, 8270D LL PAH
ALS Vial : 9 Sample Multiplier: 1
DataAcq Meth:SV9_AQUISITION.M

Quant Time: Jun 07 07:23:30 2019
Quant Method : C:\msdchem\1\methods\SV9_050819.M
Quant Title : EPA 8270D: Semivolatile Organics
QLast Update : Thu May 09 12:25:58 2019
Response via : Initial Calibration
InstName : SV-GCMS9

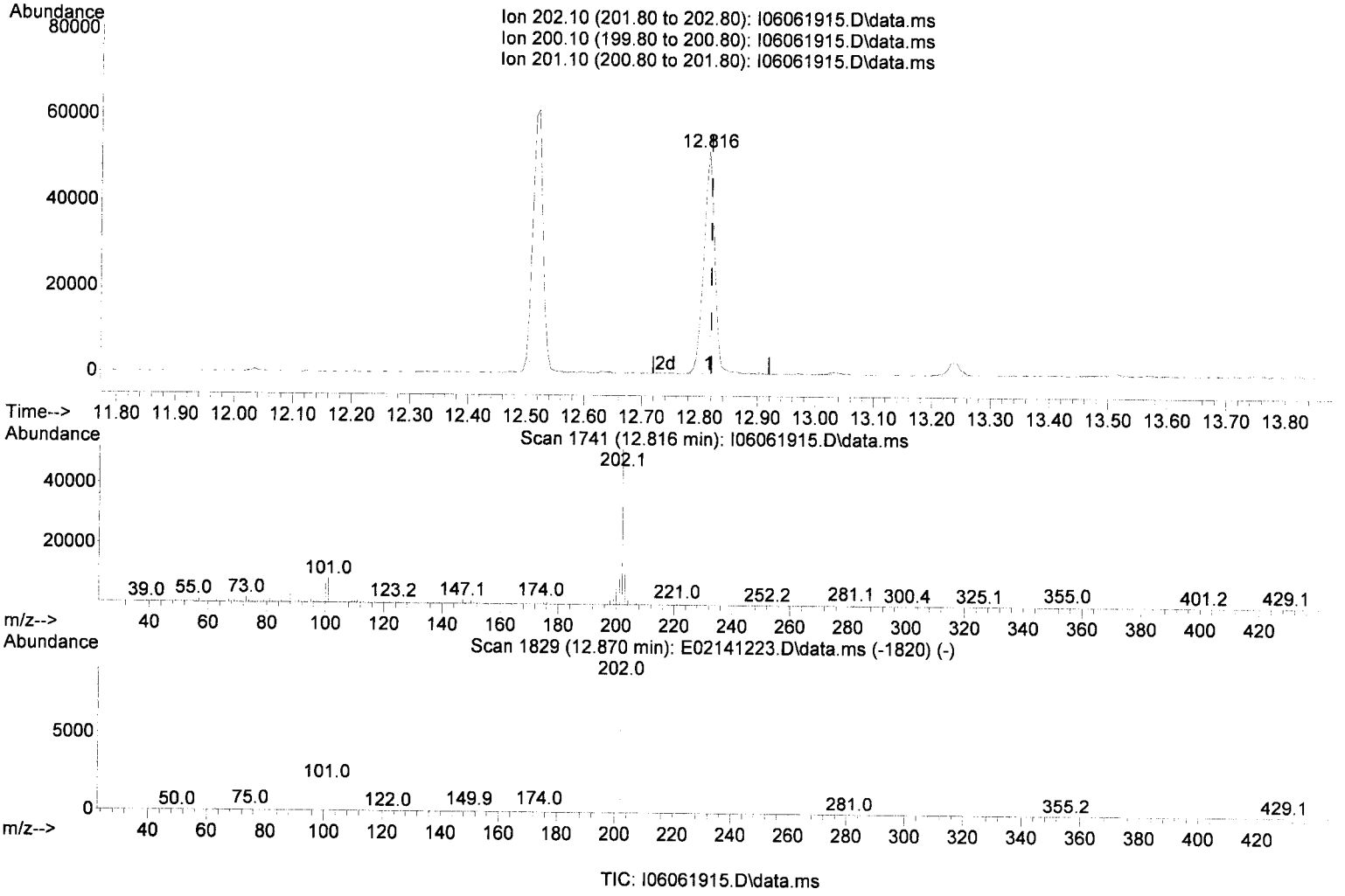

TIC: I06061915.D\data.ms

(77) Pyrene (T)

12.816min (-0.004) 248.24 ng/ml

response 68599

Ion	Exp%	Act%
202.10	100.00	100.00
200.10	20.70	18.18
201.10	17.30	17.26
0.00	0.00	0.00

Quantitation Report (Qedit)

Data Path : C:\msdchem\1\data\2019-06\9F06040\
Data File : I06061915.D
Acq On : 6 Jun 2019 7:31 pm
Operator : JK /AMS /DTH
Sample : A9E0838-04RE1@10
Misc : 10x, 8270D LL PAH
ALS Vial : 9 Sample Multiplier: 1
DataAcq Meth:SV9_AQUISITION.M

Quant Time: Jun 07 07:23:30 2019
Quant Method : C:\msdchem\1\methods\SV9_050819.M
Quant Title : EPA 8270D: Semivolatile Organics
QLast Update : Thu May 09 12:25:58 2019
Response via : Initial Calibration
InstName : SV-GCMS9

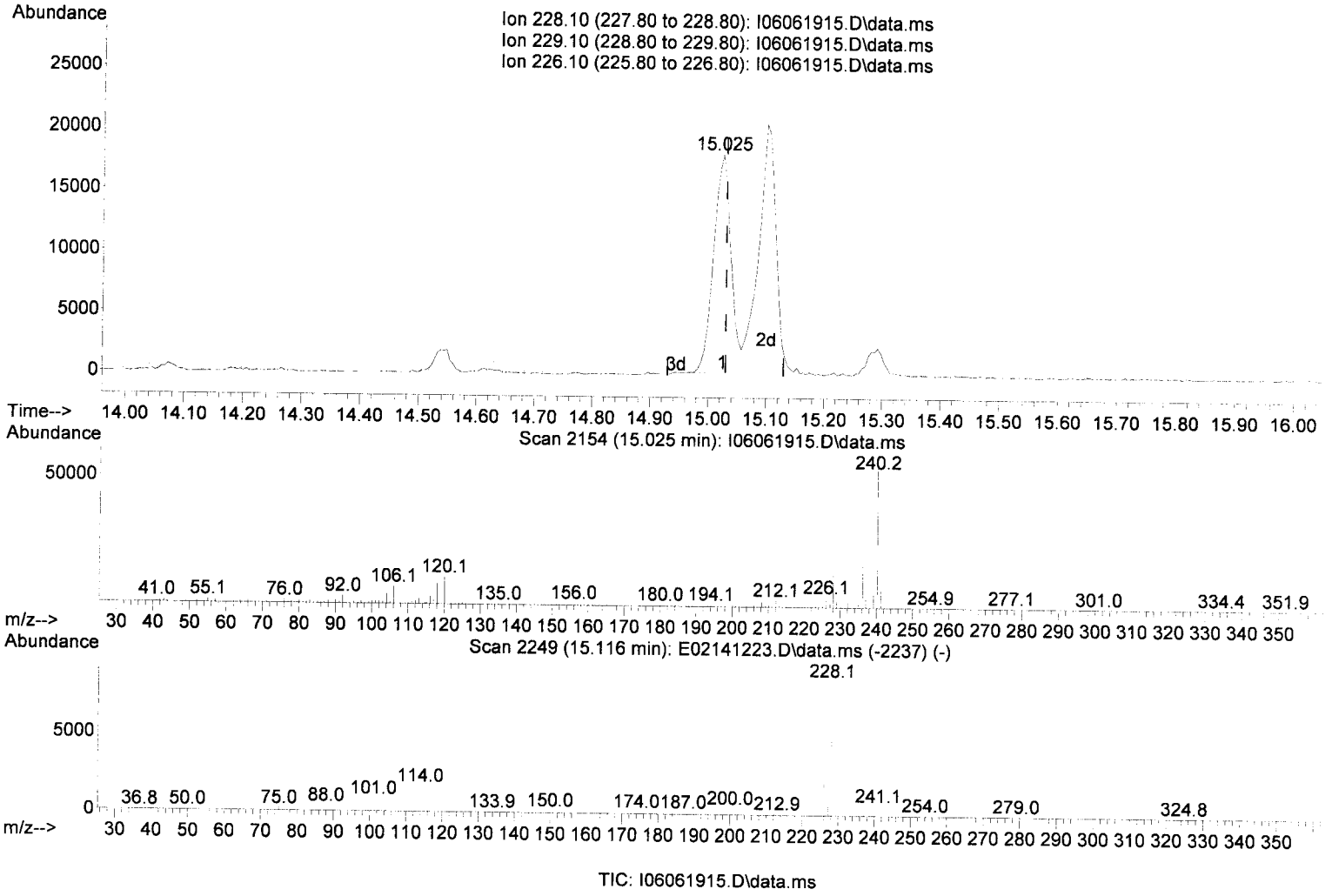

TIC: I06061915.D\data.ms

(83) Benz(a)anthracene (T)

15.025min (-0.005) 154.93 ng/ml

response 37746

Ion	Exp%	Act%
228.10	100.00	100.00
229.10	19.60	19.21
226.10	26.50	21.06
0.00	0.00	0.00

Quantitation Report (Qedit)

Data Path : C:\msdchem\1\data\2019-06\9F06040\
Data File : I06061915.D
Acq On : 6 Jun 2019 7:31 pm
Operator : JK /AMS /DTH
Sample : A9E0838-04RE1@10
Misc : 10x, 8270D LL PAH
ALS Vial : 9 Sample Multiplier: 1
DataAcq Meth:SV9_AQUISITION.M

Quant Time: Jun 07 07:23:30 2019
Quant Method : C:\msdchem\1\methods\SV9_050819.M
Quant Title : EPA 8270D: Semivolatile Organics
QLast Update : Thu May 09 12:25:58 2019
Response via : Initial Calibration
InstName : SV-GCMS9

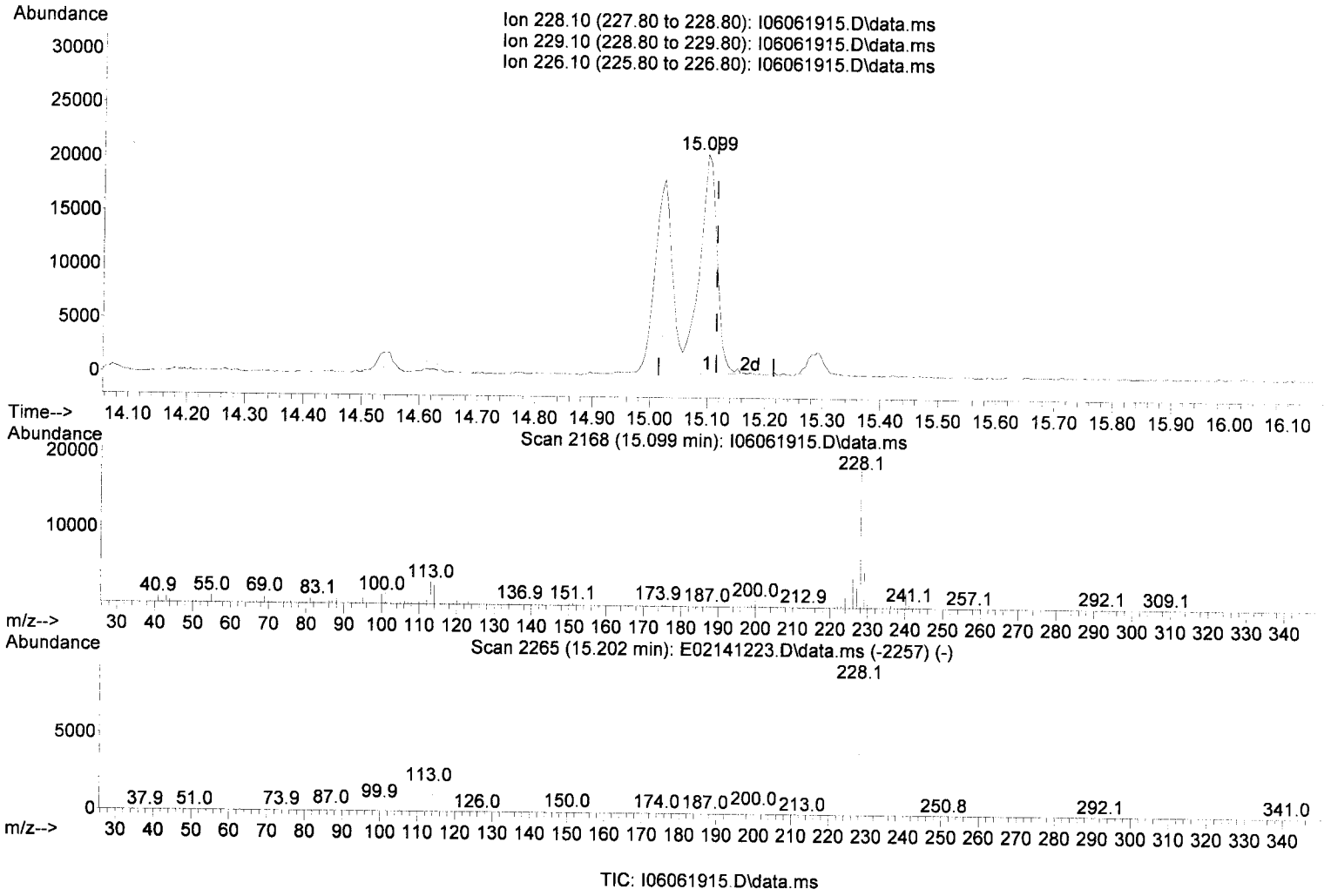

TIC: I06061915.D\data.ms

(84) Chrysene (T)

15.099min (-0.016) 192.04 ng/ml

response 43163

Ion	Exp%	Act%
228.10	100.00	100.00
229.10	19.50	22.65
226.10	29.30	29.00
0.00	0.00	0.00

Quantitation Report (Qedit)

Data Path : C:\msdchem\1\data\2019-06\9F06040\
Data File : I06061915.D
Acq On : 6 Jun 2019 7:31 pm
Operator : JK /AMS /DTH
Sample : A9E0838-04RE1@10
Misc : 10x, 8270D LL PAH
ALS Vial : 9 Sample Multiplier: 1
DataAcq Meth:SV9_AQUISITION.M

Quant Time: Jun 07 07:23:30 2019
Quant Method : C:\msdchem\1\methods\SV9_050819.M
Quant Title : EPA 8270D: Semivolatile Organics
QLast Update : Thu May 09 12:25:58 2019
Response via : Initial Calibration
InstName : SV-GCMS9

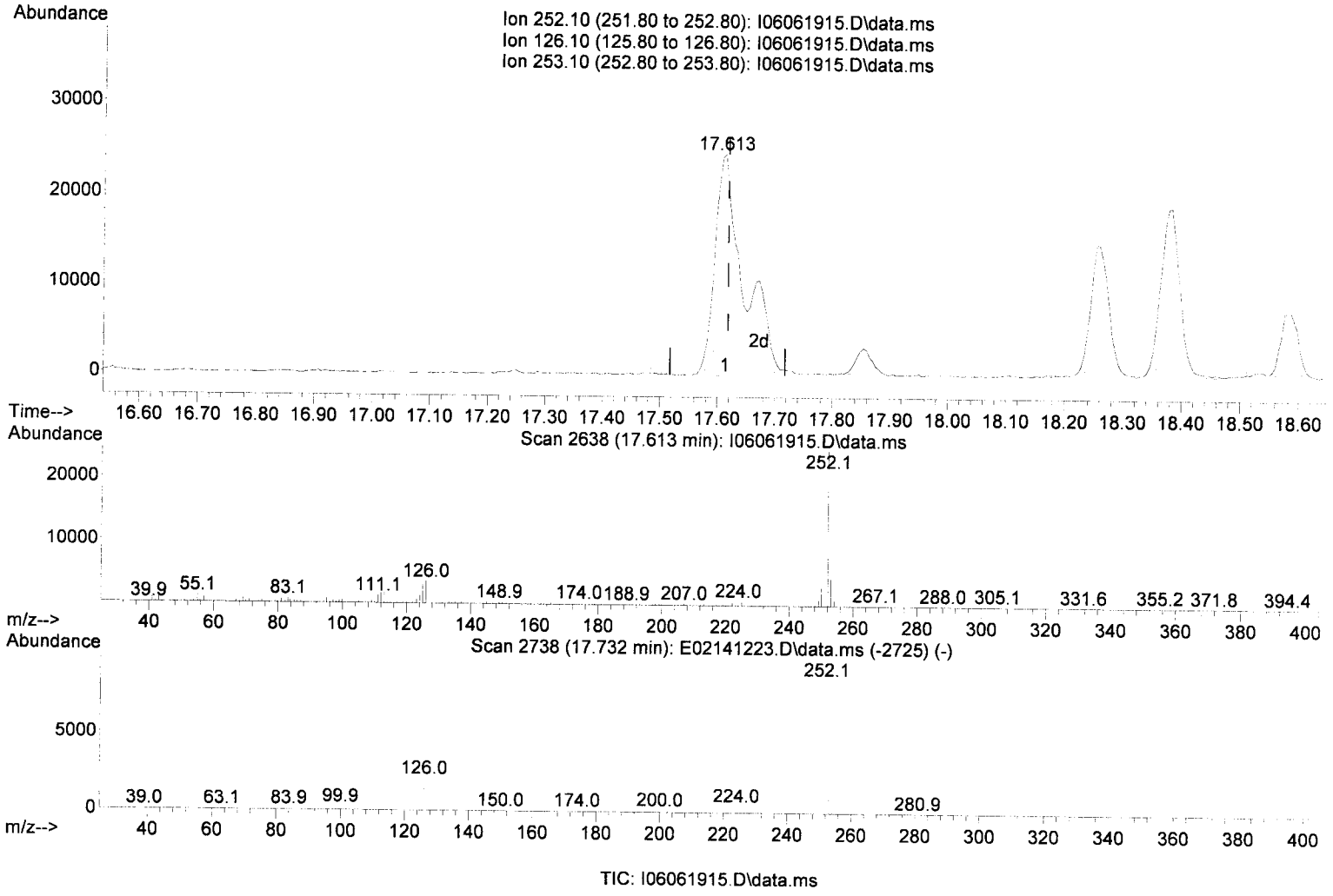

TIC: I06061915.D\data.ms

(88) Benzo(b)fluoranthene (T)

17.613min (-0.005) 268.83 ng/ml

response 65029

Ion	Exp%	Act%
252.10	100.00	100.00
126.10	21.90	14.22
253.10	22.00	21.81
0.00	0.00	0.00

MOS

Quantitation Report (Qedit)

Data Path : C:\msdchem\1\data\2019-06\9F06040\
Data File : I06061915.D
Acq On : 6 Jun 2019 7:31 pm
Operator : JK /AMS /DTH
Sample : A9E0838-04RE1@10
Misc : 10x, 8270D LL PAH
ALS Vial : 9 Sample Multiplier: 1
DataAcq Meth:SV9_AQUISITION.M

Quant Time: Jun 07 07:23:30 2019
Quant Method : C:\msdchem\1\methods\SV9_050819.M
Quant Title : EPA 8270D: Semivolatile Organics
QLast Update : Thu May 09 12:25:58 2019
Response via : Initial Calibration
InstName : SV-GCMS9

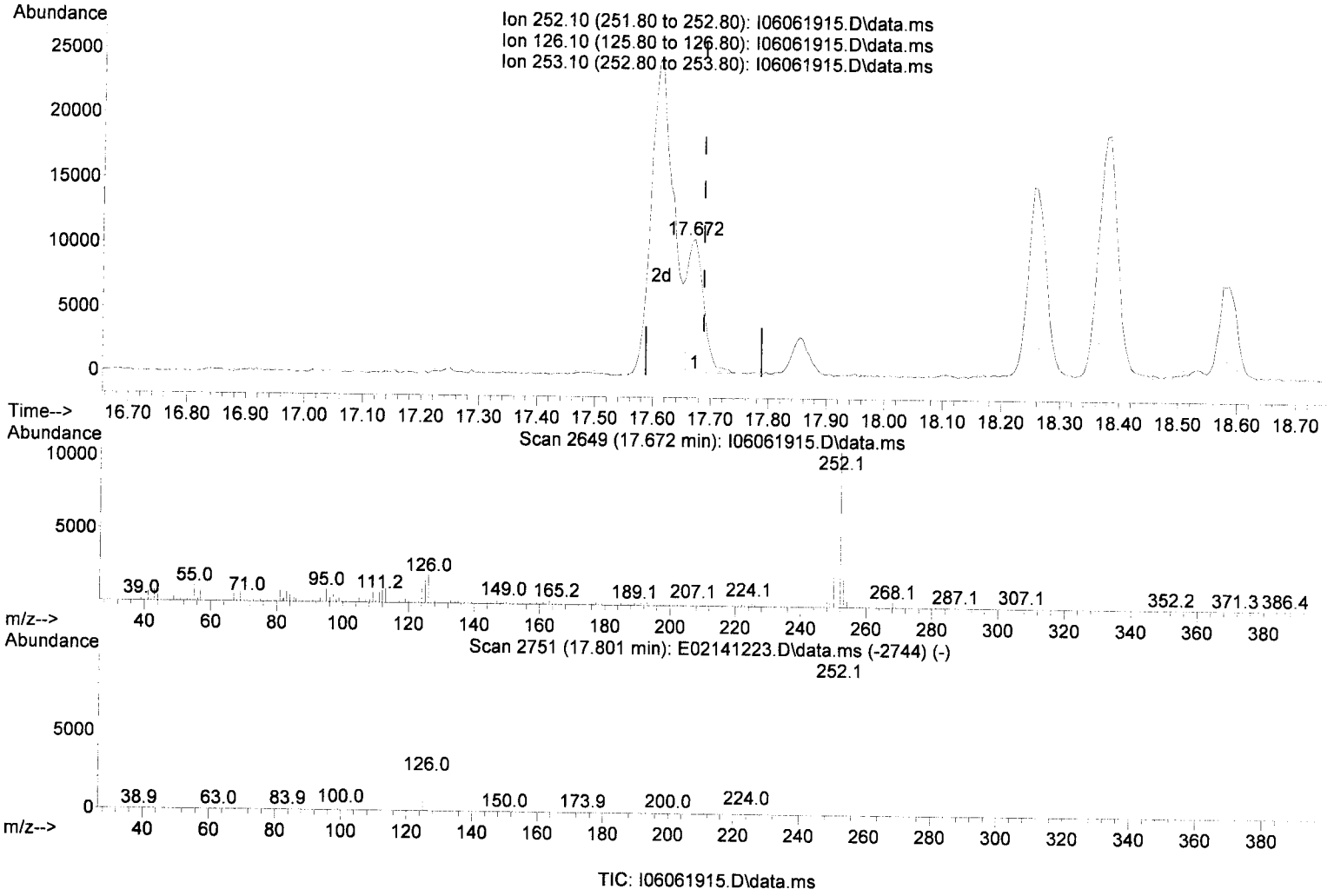

TIC: I06061915.D\data.ms

(89) Benzo(k)fluoranthene (T)

17.672min (-0.016) 79.42 ng/ml

response 18859

Ion	Exp%	Act%
252.10	100.00	100.00
126.10	23.30	18.06
253.10	21.70	26.75
0.00	0.00	0.00

MOS

Quantitation Report (Qedit)

Data Path : C:\msdchem\1\data\2019-06\9F06040\
Data File : I06061915.D
Acq On : 6 Jun 2019 7:31 pm
Operator : JK /AMS /DTH
Sample : A9E0838-04RE1@10
Misc : 10x, 8270D LL PAH
ALS Vial : 9 Sample Multiplier: 1
DataAcq Meth:SV9_AQUISITION.M

Quant Time: Jun 07 07:23:30 2019
Quant Method : C:\msdchem\1\methods\SV9_050819.M
Quant Title : EPA 8270D: Semivolatile Organics
QLast Update : Thu May 09 12:25:58 2019
Response via : Initial Calibration
InstName : SV-GCMS9

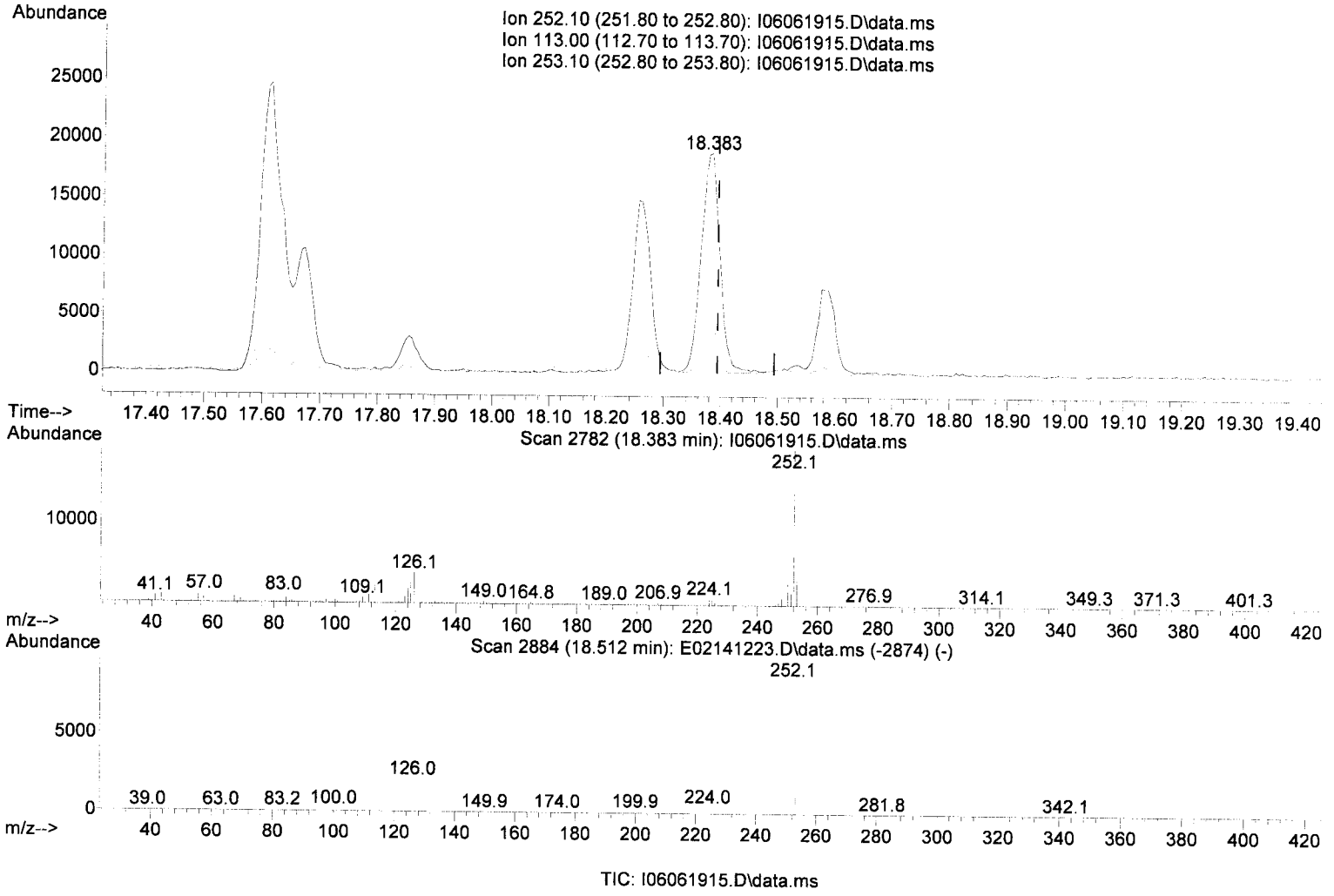

TIC: I06061915.D\data.ms

(92) Benzo(a)pyrene (T)

18.383min (-0.011) 195.37 ng/ml

response 43023

Ion	Exp%	Act%
252.10	100.00	100.00
113.00	13.40	11.53
253.10	21.60	20.75
0.00	0.00	0.00

Quantitation Report (Qedit)

Data Path : C:\msdchem\1\data\2019-06\9F06040\
Data File : I06061915.D
Acq On : 6 Jun 2019 7:31 pm
Operator : JK /AMS /DTH
Sample : A9E0838-04RE1@10
Misc : 10x, 8270D LL PAH
ALS Vial : 9 Sample Multiplier: 1
DataAcq Meth:SV9_AQUISITION.M

Quant Time: Jun 07 07:23:30 2019
Quant Method : C:\msdchem\1\methods\SV9_050819.M
Quant Title : EPA 8270D: Semivolatile Organics
QLast Update : Thu May 09 12:25:58 2019
Response via : Initial Calibration
InstName : SV-GCMS9

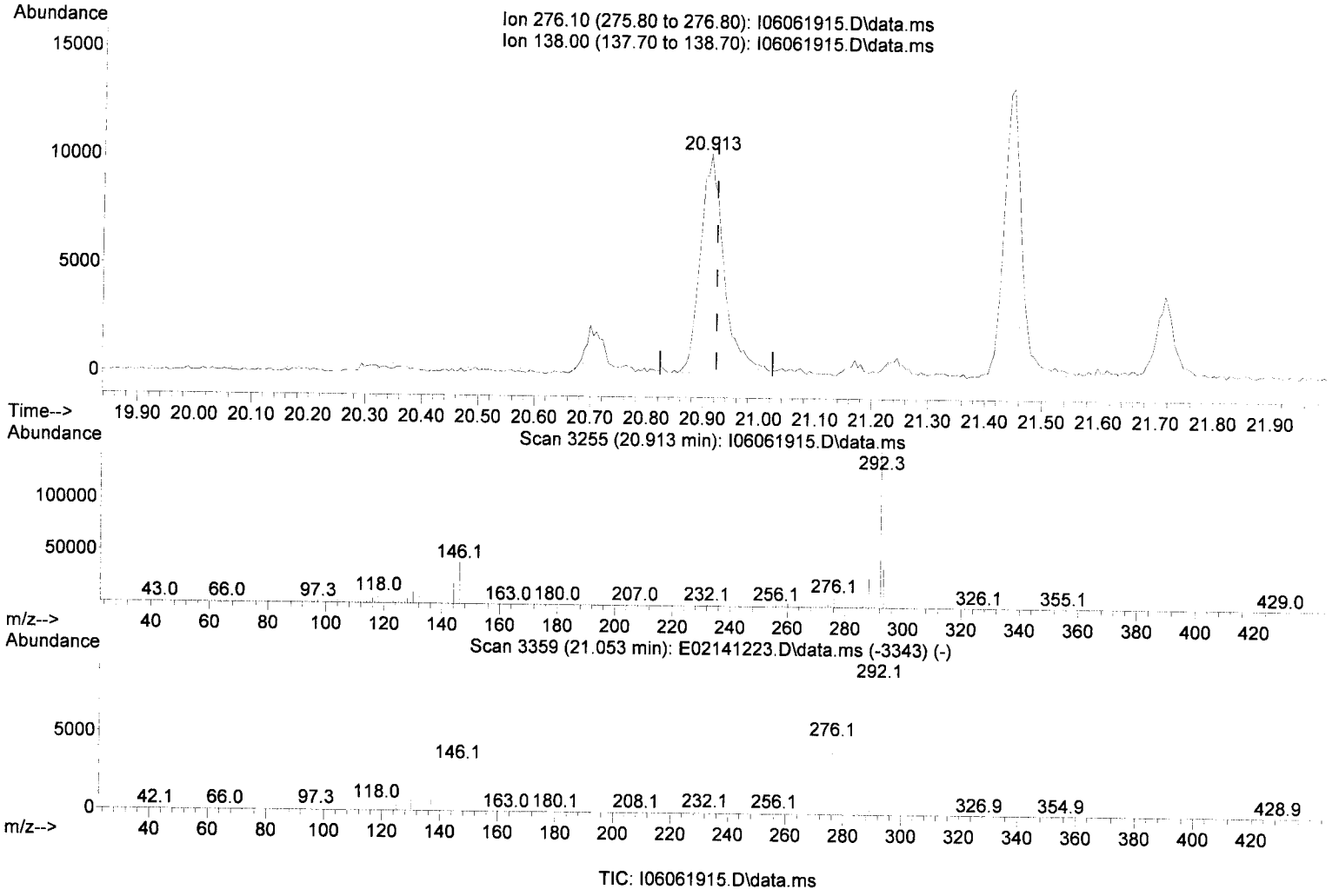

TIC: I06061915.D\data.ms

(95) Indeno(1,2,3-cd)pyrene (T)

20.913min (-0.011) 147.08 ng/ml

response 29653

Ion	Exp%	Act%
276.10	100.00	100.00
138.00	30.60	31.50
0.00	0.00	0.00
0.00	0.00	0.00

Quantitation Report (Qedit)

Data Path : C:\msdchem\1\data\2019-06\9F06040\
Data File : I06061915.D
Acq On : 6 Jun 2019 7:31 pm
Operator : JK /AMS /DTH
Sample : A9E0838-04RE1@10
Misc : 10x, 8270D LL PAH
ALS Vial : 9 Sample Multiplier: 1
DataAcq Meth:SV9_AQUISITION.M

Quant Time: Jun 07 07:23:30 2019
Quant Method : C:\msdchem\1\methods\SV9_050819.M
Quant Title : EPA 8270D: Semivolatile Organics
QLast Update : Thu May 09 12:25:58 2019
Response via : Initial Calibration
InstName : SV-GCMS9

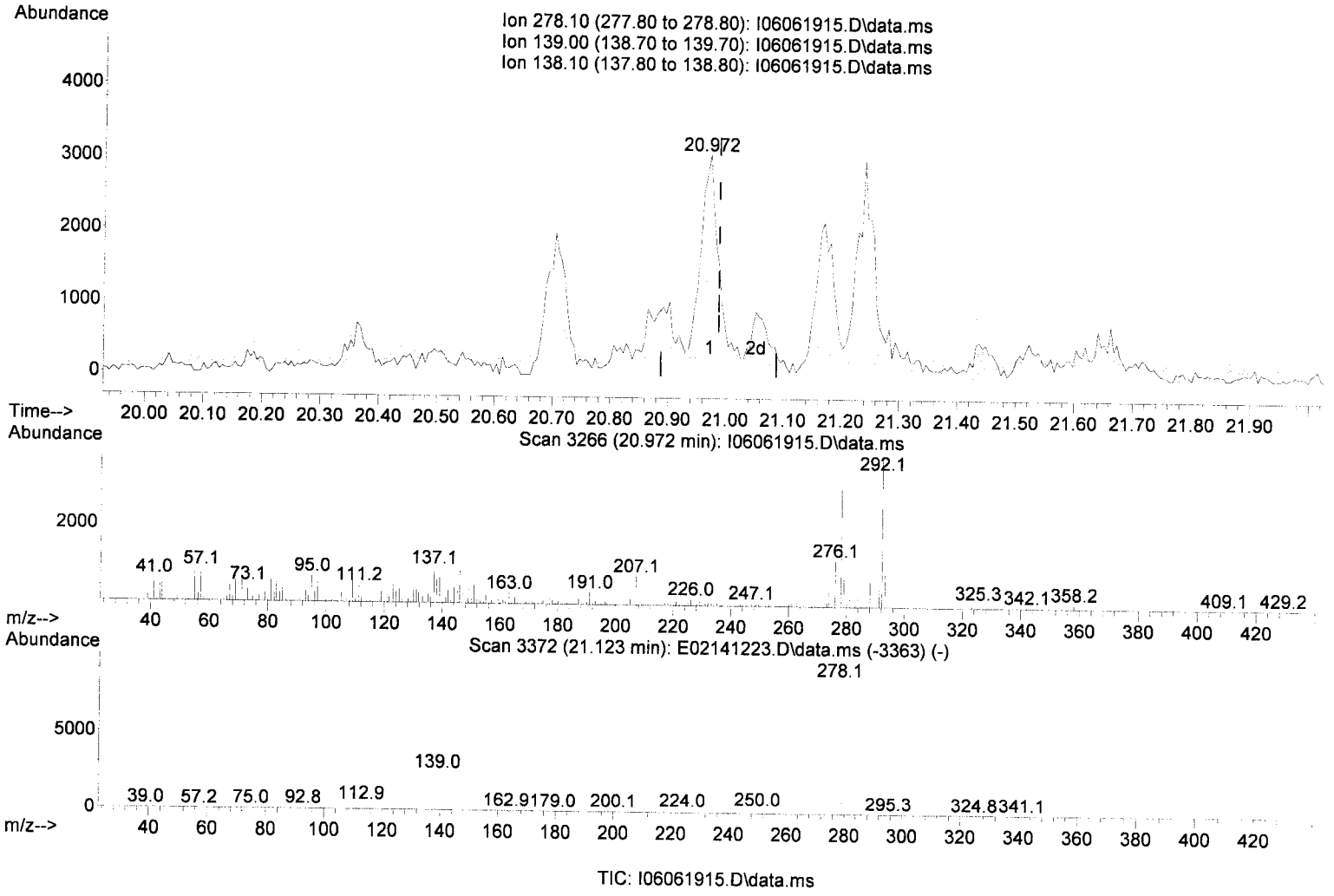

TIC: I06061915.D\data.ms

(96) Dibenz(a,h)anthracene (T)

20.972min (-0.016) 32.77 ng/ml

response 5833

Ion	Exp%	Act%
278.10	100.00	100.00
139.00	25.20	21.28
138.10	18.50	19.59
0.00	0.00	0.00

Quantitation Report (Qedit)

Data Path : C:\msdchem\1\data\2019-06\9F06040\
Data File : I06061915.D
Acq On : 6 Jun 2019 7:31 pm
Operator : JK /AMS /DTH
Sample : A9E0838-04RE1@10
Misc : 10x, 8270D LL PAH
ALS Vial : 9 Sample Multiplier: 1
DataAcq Meth:SV9_AQUISITION.M

Quant Time: Jun 07 07:23:30 2019
Quant Method : C:\msdchem\1\methods\SV9_050819.M
Quant Title : EPA 8270D: Semivolatile Organics
QLast Update : Thu May 09 12:25:58 2019
Response via : Initial Calibration
InstName : SV-GCMS9

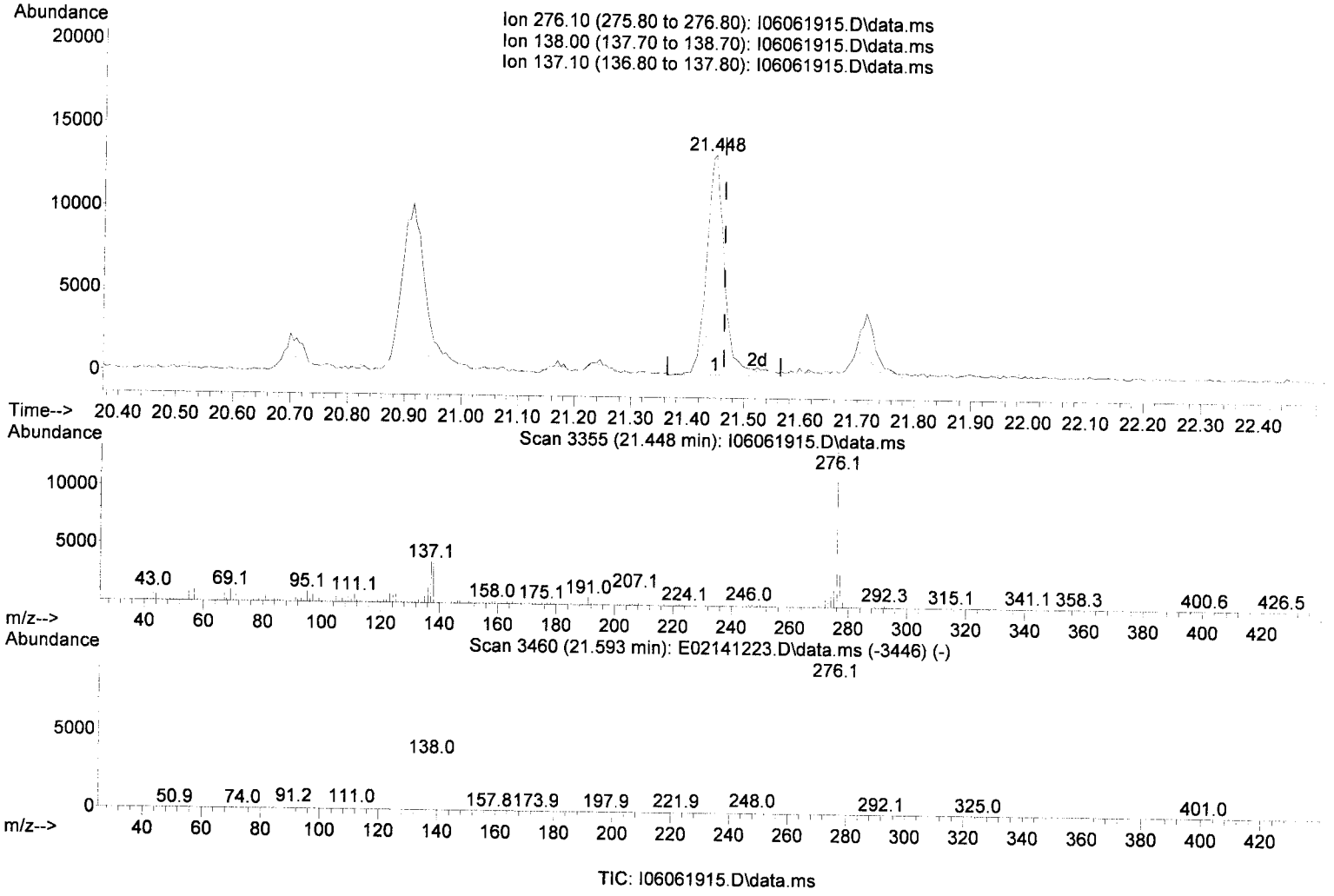

TIC: I06061915.D\data.ms

(97) Benzo(g,h,i)perylene (T)

21.448min (-0.016) 147.35 ng/ml

response 29049

Ion	Exp%	Act%
276.10	100.00	100.00
138.00	36.60	26.08
137.10	27.90	26.56
0.00	0.00	0.00

Data Path : C:\msdchem\1\data\2019-06\9F06040\
Data File : I06061915.D
Acq On : 6 Jun 2019 7:31 pm
Operator : JK /AMS /DTH
Sample : A9E0838-04RE1@10
Misc : 10x, 8270D LL PAH
ALS Vial : 9 Sample Multiplier: 1
DataAcq Meth:SV9_AQUISITION.M

Quant Time: Jun 07 07:23:30 2019
Quant Method : C:\msdchem\1\methods\SV9_050819.M
Quant Title : EPA 8270D: Semivolatile Organics
QLast Update : Thu May 09 12:25:58 2019
Response via : Initial Calibration
InstName : SV-GCMS9



APEX LABORATORIES, LLC
12232 SW Garden Place Tigard OR 97223
phone 503-718-2323
fax 503-718-0333

Semivolatile Organic Compounds (PAHs) by EPA 8270D
Benchsheet & Analysis Sequence Data

Sequence 9F05024 (QC Only)

ELEMENT SEQUENCE LOG

Apex Laboratories

Sequence: **9F05024** Instrument: **SV-GCMS10**

Date: **06/05/19 07:57** Calibration: **A9D1505** + A9D1806 (Homologs)

#	Lab Number	Matrix	Analysis	Client	Due	Batch	ISTD ID	STD ID
1	9F05024-TUN1	Water	QC	QC			A19B027	A19E333
2	9F05024-CCV1	Water	QC	QC			A19B027	A19C237
3	9F05024-CCV2	Water	QC	QC			A19B027	A19E064
4	9F05024-CCB1	Water	QC	QC			A19B027	
5	A9E0953-01RE1	Water	8270D LL Full List	Maul Foster & Alongi, INC.	06/12/19	9060539	A19B027	
6	"	Water	8270D PAH Homologs (Low Level)	"	06/12/19	9060539	A19B027	
7	A9E0923-01RE2	Water	8270D LL Full List	Maul Foster & Alongi, INC.	06/12/19	9060539	A19B027	
8	"	Water	8270D PAH Homologs (Low Level)	"	06/12/19	9060539	A19B027	
9	A9E0953-01RE2	Water	8270D LL Full List	Maul Foster & Alongi, INC.	06/12/19	9060539	A19B027	
10	"	Water	8270D PAH Homologs (Low Level)	"	06/12/19	9060539	A19B027	
11	9060576-BLK2	Water	QC	QC		9060576	A19B027	
12	9060576-BS2	Water	QC	QC		9060576	A19B027	
13	9060576-BSD2	Water	QC	QC		9060576	A19B027	
14	A9F0035-01	Water	8270D LL PAH/PHTH/Phenols	Anchor QEA, LLC	06/14/19	9060576	A19B027	
15	9060602-BLK1	Sediment	QC	QC		9060602	A19B027	
16	9060602-BS1	Sediment	QC	QC		9060602	A19B027	
17	A9E0766-02	Sediment	8270D LL PAH/PHTH/Phenols	Anchor QEA, LLC	06/06/19	9060602	A19B027	
18	A9E0766-02RE1	Sediment	8270D LL PAH/PHTH/Phenols	Anchor QEA, LLC	06/06/19	9060602	A19B027	
19	A9E0766-02RE2	Sediment	8270D LL PAH/PHTH/Phenols	Anchor QEA, LLC	06/06/19	9060602	A19B027	
20	9060602-DUP1	Sediment	QC	QC		9060602	A19B027	
21	A9E0766-05RE2	Sediment	8270D LL PAH/PHTH/Phenols	Anchor QEA, LLC	06/06/19	9060602	A19B027	
22	9060602-MS1	Sediment	QC	QC		9060602	A19B027	
23	9060602-MSD1	Sediment	QC	QC		9060602	A19B027	
24	9F05024-IBL1	Water	QC	QC			A19B027	

Data Entered By: AMS 6/6/19

Data Reviewed By: 6/6/19

Comments:

Data Path : T:\data\2019-06\9F05024\
Data File : J06051901.D
Acq On : 5 Jun 2019 8:03 am
Operator : JK/ AMS/ DTH
Sample : 9F05024-TUN1
Misc : 1x, A19E333 DFTPP@45
ALS Vial : 1 Sample Multiplier: 1

Integration File: rteint.p

Method : T:\methods\DFTPP-8270.M
Title : 8270 DFTPP Tune Method
Last Update : Tue Apr 16 11:00:01 2019

AMS 6/5/19

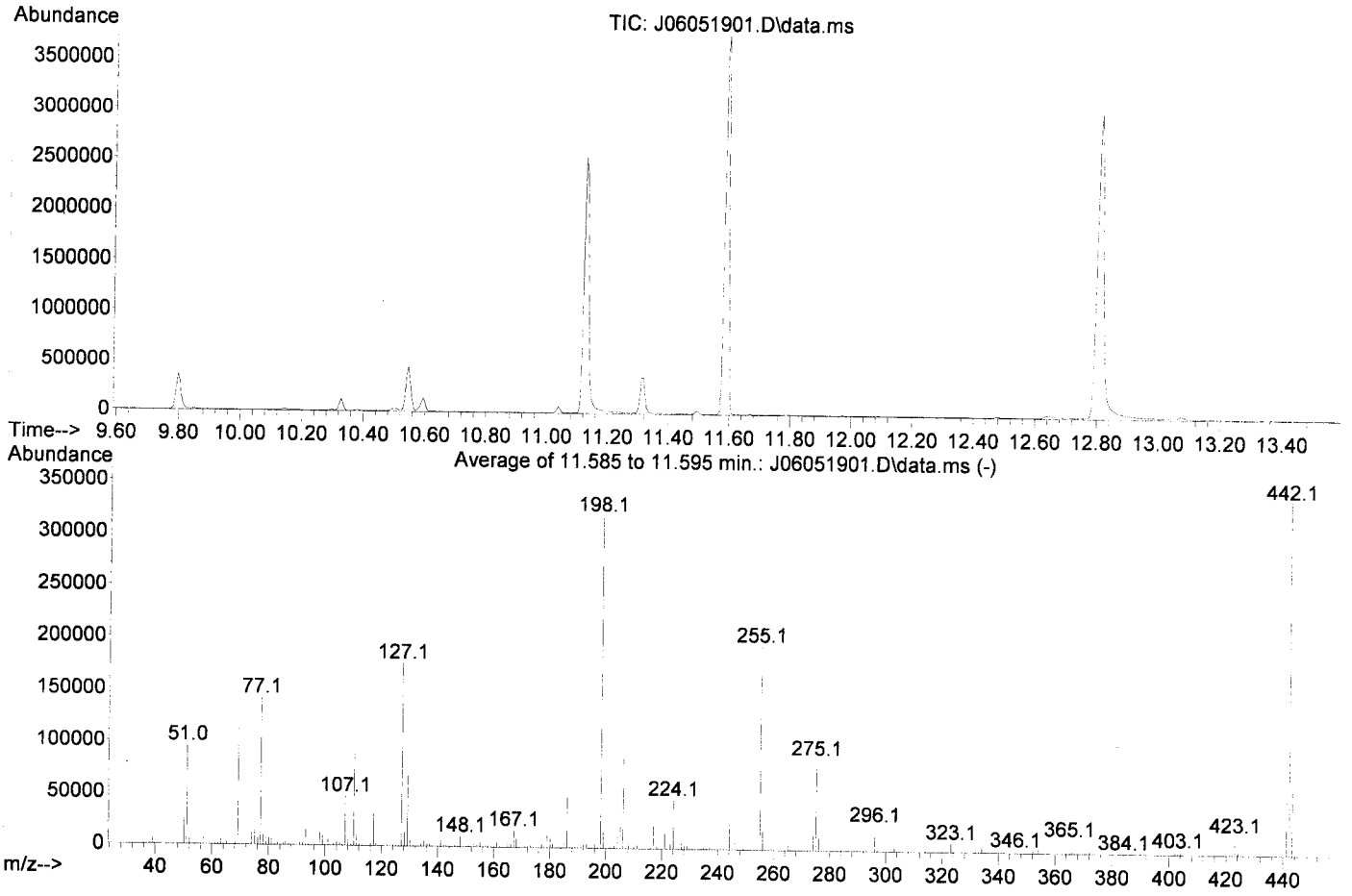

AutoFind: Scans 1514, 1515, 1516; Background Corrected with Scan 1509

Target Mass	Rel. to Mass	Lower Limit%	Upper Limit%	Rel. Abn%	Raw Abn	Result Pass/Fail
51	198	10	80	29.9	95359	PASS
68	69	0.00	2	1.4	1624	PASS
69	198	0.00	100	35.5	113334	PASS
70	69	0.00	2	0.4	504	PASS
127	198	10	80	55.1	175851	PASS
197	198	0.00	2	0.4	1344	PASS
198	198	100	100	100.0	319083	PASS
199	198	5	9	6.9	21878	PASS
275	198	10	60	27.5	87704	PASS
365	198	1	100	3.9	12467	PASS
441	442	0.01	24	15.2	52152	PASS
442	198	50	200	107.6	343253	PASS
443	442	15	24	19.4	66549	PASS

No Name Entered Quantitation Report (Not Reviewed)

Data Path : T:\data\2019-06\9F05024\
Data File : J06051901.D
Acq On : 5 Jun 2019 8:03 am
Operator : JK/ AMS/ DTH
Sample : 9F05024-TUN1
Misc : 1x, A19E333 DFTPP@45
ALS Vial : 1 Sample Multiplier: 1
DataAcq Meth:DFTPP-8270.M

Quant Time: Jun 05 10:20:50 2019
Quant Method : T:\methods\DFTPP-8270.M
Quant Title : 8270 DFTPP Tune Method
QLast Update : Tue Apr 16 11:00:01 2019
Response via : Initial Calibration
InstName : SV-GCMS10

Compound	R.T.	QIon	Response	Conc	Units	Dev(Min)
Internal Standards						
1) 1,4-Dichlorobenzene-d4	6.755	150	59906	2.00	ug/mL	0.00
2) Naphthalene-d8	8.023	136	173343	2.00	ug/mL	0.00
3) Acenaphthene-d10	9.798	162	85847	2.00	ug/mL	0.00
5) Phenanthrene-d10	11.317	188	143500	2.00	ug/mL	0.00
11) Chrysene-d12	15.099	240	109220	2.00	ug/mL	0.00
12) Perylene-d12	17.078	264	91866	2.00	ug/mL	0.00
13) Dibenz(a,h)anthracene-...	18.372	292	75850	2.00	ug/mL	0.00
Target Compounds						Qvalue
4) Pentachlorophenol	11.130	266	319665	39.43	ug/mL	97
6) DFTPP	11.590	442	378505	32.67	ug/mL	93
7) Benzidine	12.810	184	1792875	35.12	ug/mL	98
8) 4,4-DDE	13.072	TIC	34075	No Calib		
9) 4,4-DDD	13.617	TIC	21867	No Calib		
10) 4,4-DDT	14.206	TIC	5252667	35.69	ug/mL	98

(#) = qualifier out of range (m) = manual integration (+) = signals summed

J

Quantitation Report (Qedit)

Data Path : T:\data\2019-06\9F05024\
Data File : J06051901.D
Acq On : 5 Jun 2019 8:03 am
Operator : JK/ AMS/ DTH
Sample : 9F05024-TUN1
Misc : 1x, A19E333 DFTPP@45
ALS Vial : 1 Sample Multiplier: 1
DataAcq Meth:DFTPP-8270.M

Quant Time: Jun 05 10:20:50 2019
Quant Method : T:\methods\DFTPP-8270.M
Quant Title : 8270 DFTPP Tune Method
QLast Update : Tue Apr 16 11:00:01 2019
Response via : Initial Calibration
InstName : SV-GCMS10

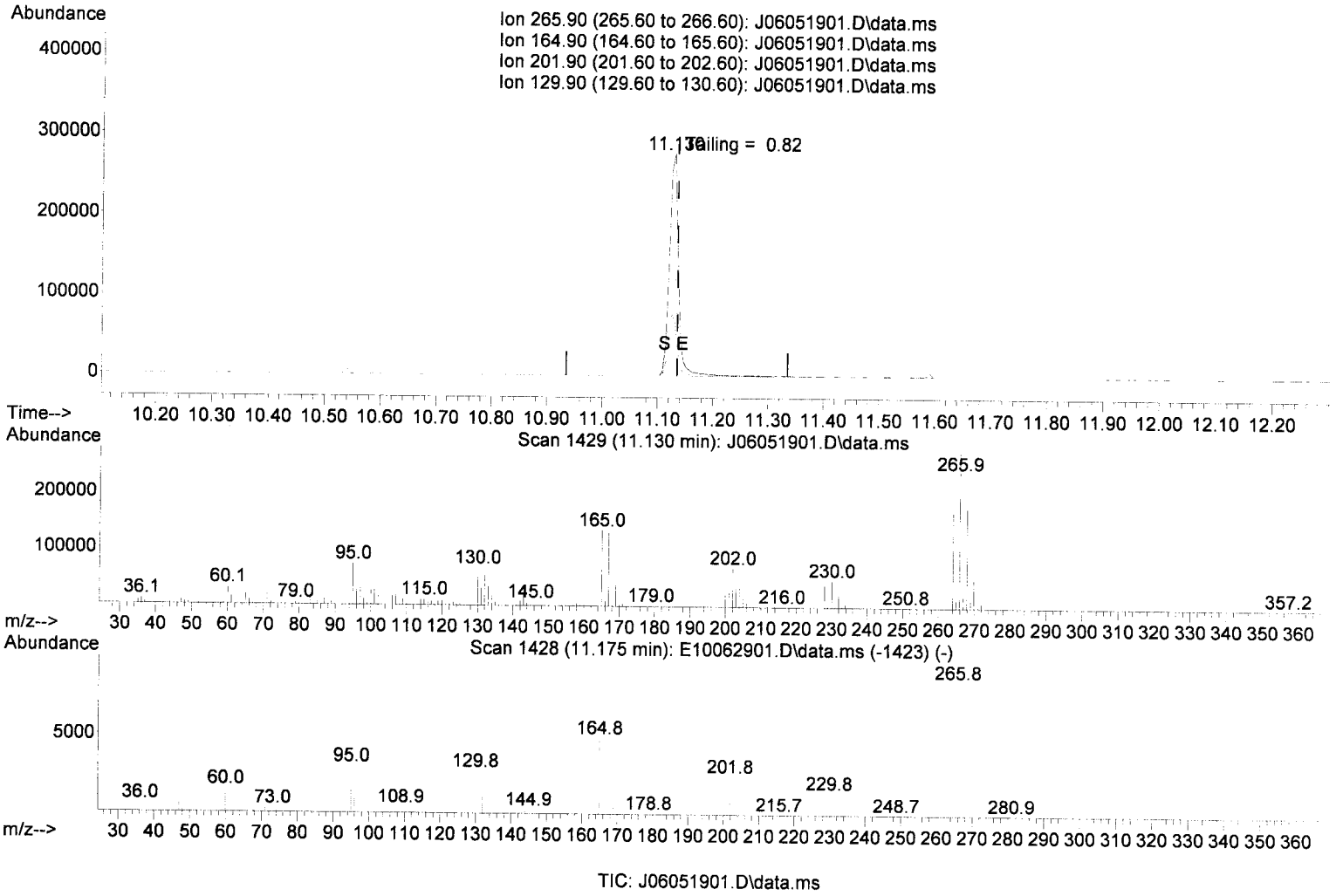

TIC: J06051901.D\data.ms

(4) Pentachlorophenol

11.130min (-0.005) 39.43 ug/mL

response 319665

Ion	Exp%	Act%
265.90	100.00	100.00
164.90	50.60	48.76
201.90	25.80	24.80
129.90	27.30	24.24

Quantitation Report (Qedit)

Data Path : T:\data\2019-06\9F05024\
Data File : J06051901.D
Acq On : 5 Jun 2019 8:03 am
Operator : JK/ AMS/ DTH
Sample : 9F05024-TUN1
Misc : 1x, A19E333 DFTPP@45
ALS Vial : 1 Sample Multiplier: 1
DataAcq Meth:DFTPP-8270.M

Quant Time: Jun 05 10:20:50 2019
Quant Method : T:\methods\DFTPP-8270.M
Quant Title : 8270 DFTPP Tune Method
QLast Update : Tue Apr 16 11:00:01 2019
Response via : Initial Calibration
InstName : SV-GCMS10

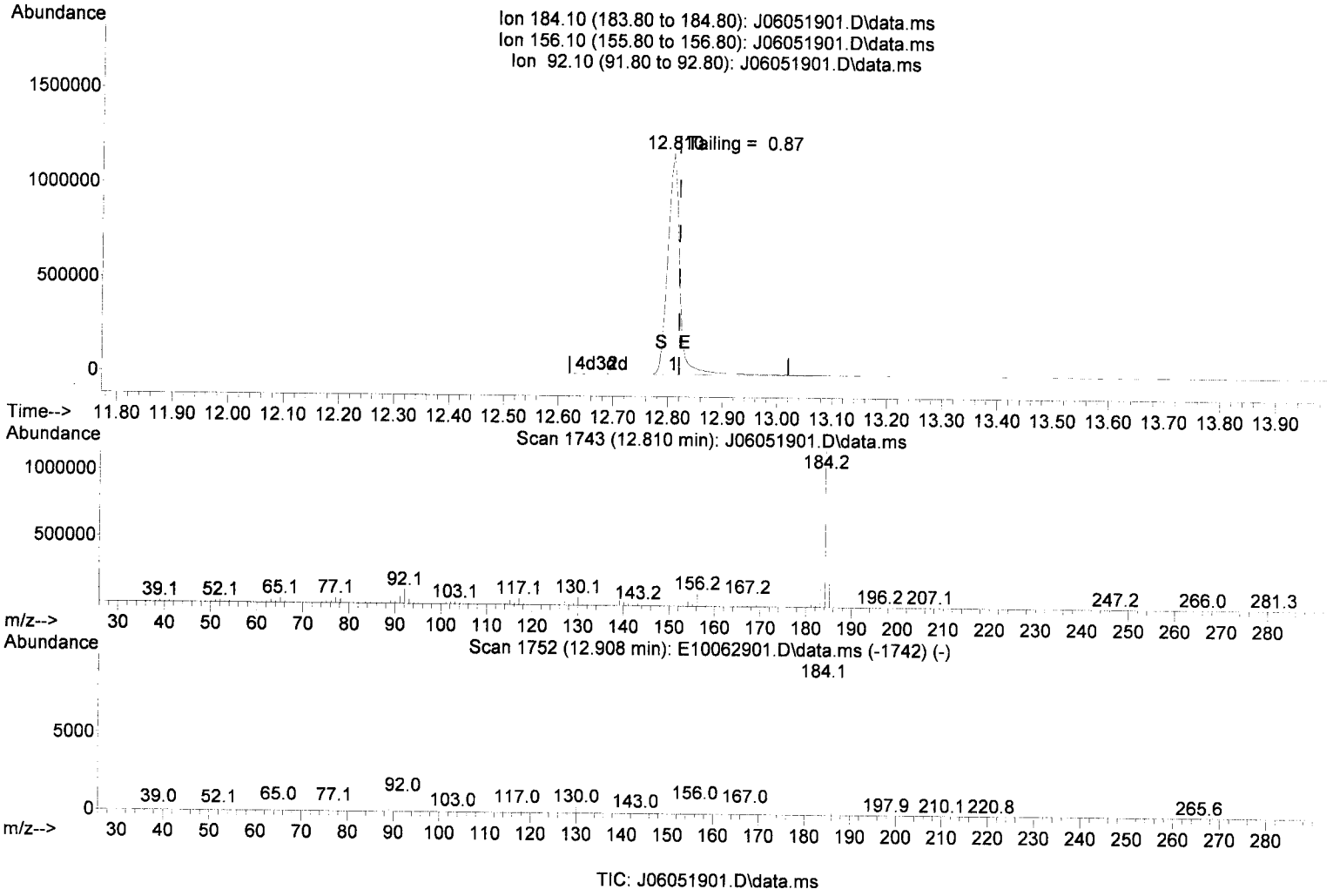

TIC: J06051901.D\data.ms

(7) Benzidine

12.810min (-0.011) 35.12 ug/mL

response 1792875

Ion	Exp%	Act%
184.10	100.00	100.00
156.10	8.50	8.00
92.10	8.20	9.15
0.00	0.00	0.00

DDT Breakdown Check (Validated 5/1/2013)

From:
9F05024-TUN1
SV-GCMS10

First Column Area Counts		Percent Breakdown	
DDE	34075		
DDD	21867		
DDT	5252667	**1.05**	**PASS**

Breakdown must be less than 20% to accept sample data.

Data Path : T:\data\2019-06\9F05024\
Data File : J06051901.D
Acq On : 5 Jun 2019 8:03 am
Operator : JK/ AMS/ DTH
Sample : 9F05024-TUN1
Misc : 1x, A19E333 DFTPP@45
ALS Vial : 1 Sample Multiplier: 1
DataAcq Meth:DFTPP-8270.M

Quant Time: Jun 05 10:20:50 2019
Quant Method : T:\methods\DFTPP-8270.M
Quant Title : 8270 DFTPP Tune Method
QLast Update : Tue Apr 16 11:00:01 2019
Response via : Initial Calibration
InstName : SV-GCMS10

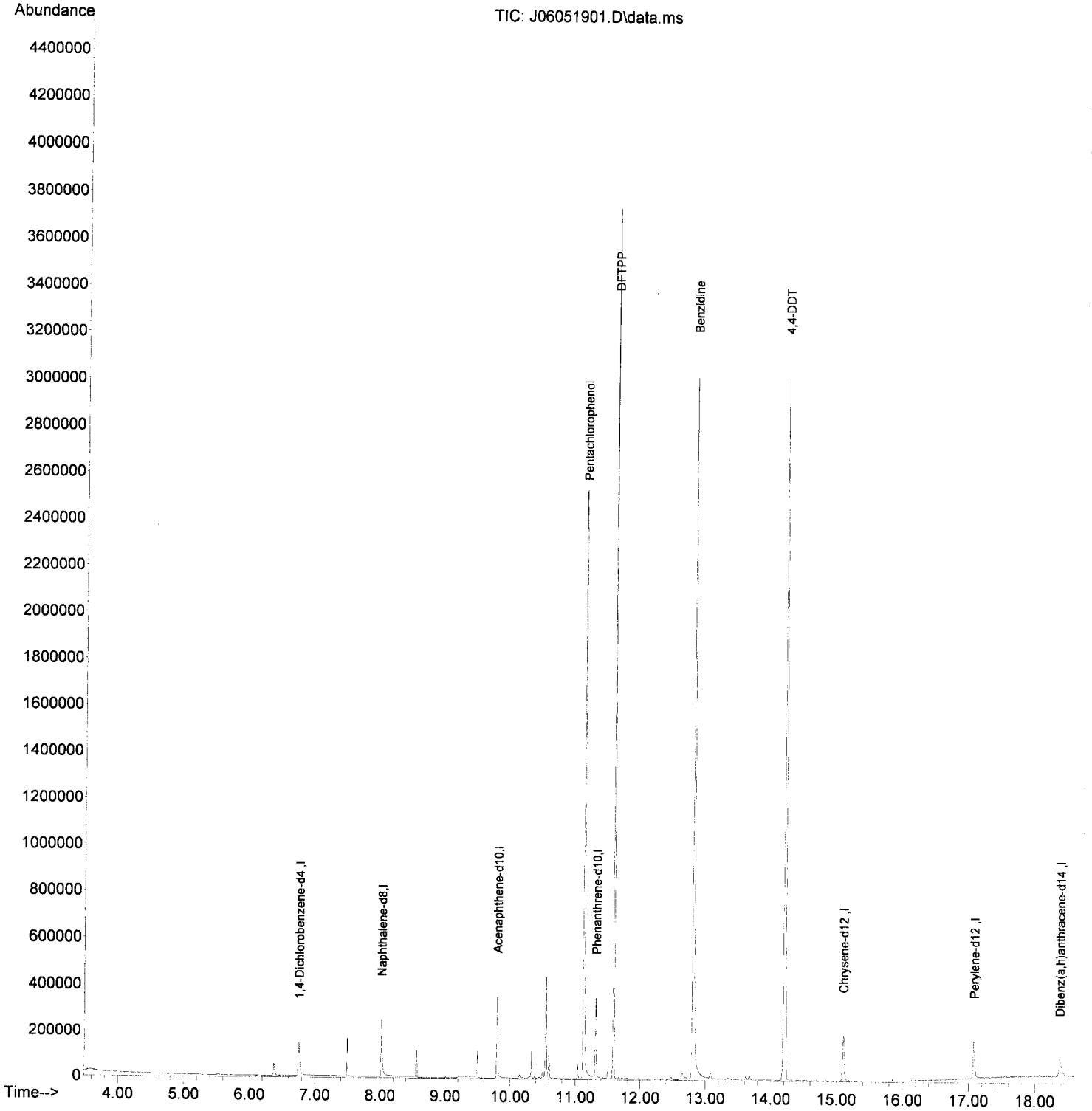

Evaluate Continuing Calibration Report

Data Path : T:\data\2019-06\9F05024\
Data File : J06051902.D
Acq On : 5 Jun 2019 8:31 am
Operator : JK/ AMS/ DTH
Sample : 9F05024-CCV1
Misc : 1x, A19C237@1000
ALS Vial : 2 Sample Multiplier: 1
DataAcq Meth:SV10_AQUISITION.M

AMS 6/5/19

Quant Time: Jun 05 10:22:31 2019
Quant Method : T:\methods\SV10_041219R1.M
Quant Title : EPA 8270D: Semivolatile Organics
QLast Update : Tue May 21 11:13:18 2019
Response via : Initial Calibration
InstName : SV-GCMS10

Min. RRF : 0.000 Min. Rel. Area : 50% Max. R.T. Dev 0.50min
Max. RRF Dev : 20% Max. Rel. Area : 200%

		Compound	Amount	Calc.	%Dev	Area%	Dev(min)
1	I	1,4-Dichlorobenzene-d4 (IST	2000.000	2000.000	0.0	99	-0.01
2	TG	N-Nitrosodimethylamine	1000.000	930.524	6.9	90	-0.10
3	TG	Pyridine	1000.000	994.086	0.6	93	-0.09
4	S	2-Fluorophenol (Surr)	1000.000	1060.480	-6.0	101	-0.01
5	S	Phenol-d6(Surr)	1000.000	1106.420	-10.6	104	0.00
6	T	Phenol	1000.000	1080.439	-8.0	114	0.00
7	T	Aniline	1000.000	858.657	14.1	78	-0.01
8	T	Bis(2-chloroethyl) ether	1000.000	1038.525	-3.9	103	0.00
9	T	2-Chlorophenol	1000.000	1104.309	-10.4	100	0.00
10	T	1,3-Dichlorobenzene	1000.000	1023.385	-2.3	100	-0.01
11	T	1,4-Dichlorobenzene	1000.000	1004.346	-0.4	100	-0.01
12	T	Benzyl alcohol	1000.000	1067.418	-6.7	103	0.00
13	T	1,2-Dichlorobenzene	1000.000	1015.754	-1.6	98	-0.01
14	T	2-Methylphenol	1000.000	1147.337	-14.7	101	0.00
15	T	2,2'-Oxybis(1-Chloropropane	1000.000	937.350	6.3	89	0.00
16	T	N-Nitrosodi-n-propylamine	1000.000	1003.260	-0.3	91	0.00
17	T	3+4-Methylphenol	1000.000	1076.647	-7.7	101	0.00
18	T	Hexachloroethane	1000.000	1102.546	-10.3	110	-0.01
19	S	Nitrobenzene-d5 (Surr)	1000.000	1067.098	-6.7	107	0.00
20	T	Nitrobenzene	1000.000	1104.585	-10.5	102	0.00
21	I	Naphthalene-d8 (ISTD)	2000.000	2000.000	0.0	97	0.00
22	T	Isophorone	1000.000	999.294	0.1	93	0.00
23	T	2-Nitrophenol	1000.000	1262.964	-26.3#	120	0.00
24	T	2,4-Dimethylphenol	1000.000	971.725	2.8	92	0.00
25	T	Bis(2-chloroethoxy) methane	1000.000	1055.127	-5.5	93	0.00
26	T	Benzoic acid	2000.000	2027.551	-1.4	111	0.00
27	T	2,4-Dichlorophenol	1000.000	1056.586	-5.7	103	0.00
28	T	1,2,4-Trichlorobenzene	1000.000	1067.742	-6.8	99	0.00
29	T	Naphthalene	1000.000	1022.833	-2.3	94	0.00
30	T	4-Chloroaniline	1000.000	943.910	5.6	88	0.00
31	T	Hexachlorobutadiene	1000.000	1040.795	-4.1	100	0.00
32	T	4-Chloro-3-methylphenol	1000.000	1032.940	-3.3	101	0.00
33	T	2-Methylnaphthalene	1000.000	1026.254	-2.6	91	0.00
34	T	1-Methylnaphthalene	1000.000	1014.084	-1.4	93	0.00
35	I	Acenaphthene-d10 (ISTD)	2000.000	2000.000	0.0	94	0.00
36	T	Hexachlorocyclopentadiene	1000.000	1176.591	-17.7	106	0.00
37	T	2,4,6-Trichlorophenol	1000.000	1059.340	-5.9	104	0.00
38	T	2,4,5-Trichlorophenol	1000.000	1100.144	-10.0	98	0.00
39	T	1,1'-Biphenyl	1000.000	1078.741	-7.9	92	0.00
40	S	2-Fluorobiphenyl (Surr)	1000.000	1061.336	-6.1	90	0.00
41	T	2-Chloronaphthalene	1000.000	1128.334	-12.8	97	0.00
42	T	2-Nitroaniline	1000.000	1090.397	-9.0	105	0.00
43	T	2,6-Dimethylnaphthalene	1000.000	1026.956	-2.7	88	0.00
44	T	1,4-Dinitrobenzene	1000.000	1361.881	-36.2#	147	0.00
45	T	Dimethyl phthalate	1000.000	1035.487	-3.5	94	0.00
46	T	1,3-Dinitrobenzene	1000.000	1253.177	-25.3#	124	0.00
47	T	2,6-Dinitrotoluene	1000.000	1093.103	-9.3	100	0.00
48	T	1,2-Dinitrobenzene	1000.000	1120.085	-12.0	104	0.00

Data Path : T:\data\2019-06\9F05024\
Data File : J06051902.D
Acq On : 5 Jun 2019 8:31 am
Operator : JK/ AMS/ DTH
Sample : 9F05024-CCV1
Misc : 1x, A19C237@1000
ALS Vial : 2 Sample Multiplier: 1
DataAcq Meth:SV10_AQUISITION.M

Quant Time: Jun 05 10:22:31 2019
Quant Method : T:\methods\SV10_041219R1.M
Quant Title : EPA 8270D: Semivolatile Organics
QLast Update : Tue May 21 11:13:18 2019
Response via : Initial Calibration
InstName : SV-GCMS10

Min. RRF : 0.000 Min. Rel. Area : 50% Max. R.T. Dev 0.50min
Max. RRF Dev : 20% Max. Rel. Area : 200%

		Compound	Amount	Calc.	%Dev	Area%	Dev(min)
49	T	Acenaphthylene	1000.000	1056.988	-5.7	93	0.00
50	T	3-Nitroaniline	1000.000	1059.849	-6.0	91	0.00
51	T	Acenaphthene	1000.000	1047.811	-4.8	94	0.00
52	T	2,4-Dinitrophenol	1000.000	1522.428	-52.2#	186	0.00
53	T	4-Nitrophenol	1000.000	741.087	25.9#	68	0.01
54	T	2,4-Dinitrotoluene	1000.000	1167.283	-16.7	112	0.00
55	T	Dibenzofuran	1000.000	1033.862	-3.4	93	0.00
56	T	2,3,5,6-Tetrachlorophenol	1000.000	1033.947	-3.4	95	0.00
57	T	2,3,4,6-Tetrachlorophenol	1000.000	1081.810	-8.2	98	0.00
58	T	Diethyl phthalate	1000.000	1067.158	-6.7	94	0.00
59	T	2,3,5-Trimethylnaphthalene	1000.000	1057.206	-5.7	94	0.00
60	T	Fluorene	1000.000	1055.516	-5.6	94	0.00
61	T	4-Chlorophenyl phenyl ether	1000.000	999.519	0.0	91	0.00
62	T	4-Nitroaniline	1000.000	1047.724	-4.8	92	0.00
63	T	4,6-Dinitro-2-methylphenol	1000.000	1588.080	-58.8#	178	0.00
64	I	Phenanthrene-d10 (ISTD)	2000.000	2000.000	0.0	92	0.00
65	T	N-Nitrosodiphenylamine	1000.000	1076.372	-7.6	91	0.00
66	T	Azobenzene (1,2-DPH)	1000.000	1046.055	-4.6	88	0.00
67	S	2,4,6-Tribromophenol (Surr)	1000.000	976.842	2.3	90	0.00
68	T	4-Bromophenyl phenyl ether	1000.000	1024.709	-2.5	88	0.00
69	T	Hexachlorobenzene	1000.000	962.465	3.8	87	0.00
70	T	Pentachlorophenol (PCP)	1000.000	842.135	15.8	79	0.00
71	T	Phenanthrene	1000.000	1020.105	-2.0	90	0.00
72	T	Anthracene	1000.000	1065.533	-6.6	92	0.00
73	T	Carbazole	1000.000	1045.117	-4.5	88	0.00
74	T	Di-n-butyl phthalate	1000.000	1049.906	-5.0	88	0.00
75	T	Fluoranthene	1000.000	1047.205	-4.7	88	0.00
76	T	Benzidine	2000.000	1763.861	11.8	75	0.00
77	T	Pyrene	1000.000	1028.586	-2.9	88	0.00
78	I	Chrysene-d12 (ISTD)	2000.000	2000.000	0.0	85	-0.01
79	S	Terphenyl-d14 (Surr)	1000.000	1091.339	-9.1	88	0.00
80	T	Butyl benzyl phthalate	1000.000	1084.233	-8.4	90	0.00
81	T	Bis(2-ethylhexyl) adipate	1000.000	940.295	6.0	80	-0.01
82	T	3,3-Dichlorobenzidine	2000.000	3599.600	-80.0#	120	0.00
83	T	Benz(a)anthracene	1000.000	1056.792	-5.7	88	0.00
84	T	Chrysene	1000.000	1062.346	-6.2	88	0.00
85	T	Bis(2-ethylhexyl) phthalate	1000.000	1045.749	-4.6	87	-0.01
86	I	Perylene-d12 (ISTD)	2000.000	2000.000	0.0	81	-0.01
87	T	Di-n-octyl phthalate	1000.000	1045.077	-4.5	85	-0.01
88	T	Benzo(b)fluoranthene	1000.000	1090.932	-9.1	86	0.00
89	T	Benzo(k)fluoranthene	1000.000	1068.886	-6.9	84	0.00
90	T	Benzo(b+k)fluoranthene	2000.000	2174.960	-8.7	85	0.06
91	T	Benzo(e)pyrene	1000.000	1129.328	-12.9	84	0.00
92	T	Benzo(a)pyrene	1000.000	1100.231	-10.0	85	-0.01
93	T	Perylene	1000.000	1205.359	-20.5#	95	-0.01
94	I	Dibenz(a,h)Anthrcene-d14 (I	2000.000	2000.000	0.0	79	-0.01

Data Path : T:\data\2019-06\9F05024\
Data File : J06051902.D
Acq On : 5 Jun 2019 8:31 am
Operator : JK/ AMS/ DTH
Sample : 9F05024-CCV1
Misc : 1x, A19C237@1000
ALS Vial : 2 Sample Multiplier: 1
DataAcq Meth:SV10_AQUISITION.M

Quant Time: Jun 05 10:22:31 2019
Quant Method : T:\methods\SV10_041219R1.M
Quant Title : EPA 8270D: Semivolatile Organics
QLast Update : Tue May 21 11:13:18 2019
Response via : Initial Calibration
InstName : SV-GCMS10

Min. RRF : 0.000 Min. Rel. Area : 50% Max. R.T. Dev 0.50min
Max. RRF Dev : 20% Max. Rel. Area : 200%

	Compound	Amount	Calc.	%Dev	Area%	Dev(min)
95 T	Indeno(1,2,3-cd)pyrene	1000.000	932.868	6.7	76	0.00
96 T	Dibenz(a,h)anthracene	1000.000	1092.531	-9.3	84	-0.01
97 T	Benzo(g,h,i)perylene	1000.000	981.375	1.9	71	0.00

(#) = Out of Range SPCC's out = 0 CCC's out = 0

Data Path : T:\data\2019-06\9F05024\
Data File : J06051902.D
Acq On : 5 Jun 2019 8:31 am
Operator : JK/ AMS/ DTH
Sample : 9F05024-CCV1
Misc : 1x, A19C237@1000
ALS Vial : 2 Sample Multiplier: 1
DataAcq Meth:SV10_AQUISITION.M

AMS 6/5/19

Quant Time: Jun 05 10:22:07 2019
Quant Method : T:\methods\SV10_041219R1.M
Quant Title : EPA 8270D: Semivolatile Organics
QLast Update : Tue May 21 11:13:18 2019
Response via : Initial Calibration
InstName : SV-GCMS10

Compound	R.T.	QIon	Response	Conc Units	Dev(Min)
Internal Standards					
1) 1,4-Dichlorobenzene-d4...	6.798	152	206400	2000.00 ng/ml	-0.01
21) Naphthalene-d8 (ISTD)	8.071	136	844504	2000.00 ng/ml	0.00
35) Acenaphthene-d10 (ISTD)	9.857	162	383862	2000.00 ng/ml	0.00
64) Phenanthrene-d10 (ISTD)	11.371	188	643192	2000.00 ng/ml	0.00
78) Chrysene-d12 (ISTD)	15.339	240	517740	2000.00 ng/ml	-0.01
86) Perylene-d12 (ISTD)	18.859	264	447263	2000.00 ng/ml	-0.01
94) Dibenz(a,h)Anthrcene-d...	21.250	292	403143	2000.00 ng/ml	-0.01
System Monitoring Compounds					
4) 2-Fluorophenol (Surr)	5.535	112	142291	1060.48 ng/ml	-0.01
5) Phenol-d6(Surr)	6.450	99	190961	1106.42 ng/ml	0.00
19) Nitrobenzene-d5 (Surr)	7.349	82	164654	1067.10 ng/ml	0.00
40) 2-Fluorobiphenyl (Surr)	9.156	172	287450	1061.34 ng/ml	0.00
67) 2,4,6-Tribromophenol (...	10.659	330	30816	976.84 ng/ml	0.00
79) Terphenyl-d14 (Surr)	13.232	244	265972	1091.34 ng/ml	0.00
Target Compounds					Qvalue
2) N-Nitrosodimethylamine	~~0.000~~		~~0~~	N.D.	MI
3) Pyridine	~~4.102~~	~~79~~	~~124113m~~	~~747.92 ng/ml~~	MI
6) Phenol	6.461	94	208566	1080.44 ng/ml	96
7) Aniline	6.477	93	174243	858.66 ng/ml	81
8) Bis(2-chloroethyl) ether	6.530	93	181488	1038.52 ng/ml	94
9) 2-Chlorophenol	6.605	128	154954	1104.31 ng/ml	94
10) 1,3-Dichlorobenzene	6.744	146	161576	1023.39 ng/ml	99
11) 1,4-Dichlorobenzene	6.814	146	158195	1004.35 ng/ml	99
12) Benzyl alcohol	6.937	108	88809	1067.42 ng/ml	96
13) 1,2-Dichlorobenzene	6.969	146	155714	1015.75 ng/ml	97
14) 2-Methylphenol	7.049	107	124702	1147.34 ng/ml	95
15) 2,2'-Oxybis(1-Chloropr...	7.060	45	185367	937.35 ng/ml	88
16) N-Nitrosodi-n-propylamine	7.188	70	114736	1003.26 ng/ml	98
17) 3+4-Methylphenol	7.199	107	155870	1076.65 ng/ml	98
18) Hexachloroethane	7.306	201	46805	1102.55 ng/ml	99
20) Nitrobenzene	7.365	77	162180	1104.58 ng/ml	98
22) Isophorone	7.600	82	314308	999.29 ng/ml	96
23) 2-Nitrophenol	7.686	139	84630	1262.96 ng/ml	89
24) 2,4-Dimethylphenol	7.723	122	125836	971.72 ng/ml	98
25) Bis(2-chloroethoxy) me...	7.809	93	177995	1055.13 ng/ml	98
26) Benzoic acid	7.819	105	106910	2027.55 ng/ml	96
27) 2,4-Dichlorophenol	7.937	162	110200	1056.59 ng/ml	99
28) 1,2,4-Trichlorobenzene	8.012	180	128075	1067.74 ng/ml	99
29) Naphthalene	8.092	128	447118	1022.83 ng/ml	99
30) 4-Chloroaniline	8.151	127	133271	943.91 ng/ml	97
31) Hexachlorobutadiene	8.220	225	67830	1040.80 ng/ml	95
32) 4-Chloro-3-methylphenol	8.632	107	127681	1032.94 ng/ml	96
33) 2-Methylnaphthalene	8.793	142	294180	1026.25 ng/ml	98
34) 1-Methylnaphthalene	8.894	142	281964	1014.08 ng/ml	98
36) Hexachlorocyclopentadiene	8.959	237	62747	1176.59 ng/ml	97
37) 2,4,6-Trichlorophenol	9.082	196	72604	1059.34 ng/ml	95
38) 2,4,5-Trichlorophenol	9.124	198	67407	1100.14 ng/ml	98
39) 1,1'-Biphenyl	9.258	154	335672	1078.74 ng/ml	100
41) 2-Chloronaphthalene	9.285	162	248294	1128.33 ng/ml	98
42) 2-Nitroaniline	9.386	138	78245	1090.40 ng/ml	96
43) 2,6-Dimethylnaphthalene	9.424	156	234296	1026.96 ng/ml	99

Data Path : T:\data\2019-06\9F05024\
Data File : J06051902.D
Acq On : 5 Jun 2019 8:31 am
Operator : JK/ AMS/ DTH
Sample : 9F05024-CCV1
Misc : 1x, A19C237@1000
ALS Vial : 2 Sample Multiplier: 1
DataAcq Meth:SV10_AQUISITION.M

Quant Time: Jun 05 10:22:07 2019
Quant Method : T:\methods\SV10_041219R1.M
Quant Title : EPA 8270D: Semivolatile Organics
QLast Update : Tue May 21 11:13:18 2019
Response via : Initial Calibration
InstName : SV-GCMS10

Compound	R.T.	QIon	Response	Conc	Units	Dev(Min)
44) 1,4-Dinitrobenzene	9.515	168	36060	1361.88	ng/ml	87
45) Dimethyl phthalate	9.558	163	276475	1035.49	ng/ml	99
46) 1,3-Dinitrobenzene	9.595	168	41887	1253.18	ng/ml	97
47) 2,6-Dinitrotoluene	9.622	165	61692	1093.10	ng/ml	97
48) 1,2-Dinitrobenzene	9.686	168	28815	1120.08	ng/ml	83
49) Acenaphthylene	9.713	152	405864	1056.99	ng/ml	100
50) 3-Nitroaniline	9.804	138	55619	1059.85	ng/ml	98
51) Acenaphthene	9.889	153	258759	1047.81	ng/ml	98
52) 2,4-Dinitrophenol	9.911	184	17632	1522.43	ng/ml	92
53) 4-Nitrophenol	9.985	139	26170	741.09	ng/ml	92
54) 2,4-Dinitrotoluene	10.039	165	81011	1167.28	ng/ml	91
55) Dibenzofuran	10.060	168	333555	1033.86	ng/ml	95
56) 2,3,5,6-Tetrachlorophenol	10.146	232	50214	1033.95	ng/ml	99
57) 2,3,4,6-Tetrachlorophenol	10.189	232	56990	1081.81	ng/ml	97
58) Diethyl phthalate	10.269	149	272135	1067.16	ng/ml	99
59) 2,3,5-Trimethylnaphtha...	10.269	170	215640	1057.21	ng/ml	94
60) Fluorene	10.413	166	266674	1055.52	ng/ml	98
61) 4-Chlorophenyl phenyl ...	10.403	204	115559	999.52	ng/ml	97
62) 4-Nitroaniline	10.429	138	50584	1047.72	ng/ml	95
63) 4,6-Dinitro-2-methylph...	10.456	198	32543	1588.08	ng/ml	94
65) N-Nitrosodiphenylamine	10.520	169	213150	1076.37	ng/ml	100
66) Azobenzene (1,2-DPH)	10.563	77	280361	1046.05	ng/ml	95
68) 4-Bromophenyl phenyl e...	10.900	248	64875	1024.71	ng/ml	97
69) Hexachlorobenzene	10.986	284	74297	962.47	ng/ml	99
70) Pentachlorophenol (PCP)	11.184	266	28836	842.13	ng/ml	96
71) Phenanthrene	11.392	178	356028	1020.10	ng/ml	99
72) Anthracene	11.446	178	362183	1065.53	ng/ml	99
73) Carbazole	11.606	167	300639	1045.12	ng/ml	98
74) Di-n-butyl phthalate	11.938	149	412928	1049.91	ng/ml	100
75) Fluoranthene	12.708	202	364481	1047.20	ng/ml	99
76) Benzidine	12.874	184	225973	1763.86	ng/ml	96
77) Pyrene	13.024	202	368933	1028.59	ng/ml	98
80) Butyl benzyl phthalate	14.093	149	164150	1084.23	ng/ml	96
81) Bis(2-ethylhexyl) adipate	14.264	129	138721	940.30	ng/ml	100
82) 3,3-Dichlorobenzidine	15.286	252	150874	3599.60	ng/ml	94
83) Benz(a)anthracene	15.318	228	298562	1056.79	ng/ml	97
84) Chrysene	15.404	228	291217	1062.35	ng/ml	98
85) Bis(2-ethylhexyl) phth...	15.457	149	227430	1045.75	ng/ml	99
87) Di-n-octyl phthalate	17.131	149	322372	1045.08	ng/ml	96
88) Benzo(b)fluoranthene	17.939	252	281827	1090.93	ng/ml	96
89) Benzo(k)fluoranthene	18.003	252	279879	1068.89	ng/ml	97
90) Benzo(b+k)fluoranthene	18.003	252	575339	2174.96	ng/ml	97
91) Benzo(e)pyrene	18.597	252	276974	1129.33	ng/ml	99
92) Benzo(a)pyrene	18.714	252	259712	1100.23	ng/ml	97
93) Perylene	18.918	252	273661	1205.36	ng/ml	99
95) Indeno(1,2,3-cd)pyrene	21.260	276	210387	932.87	ng/ml	89
96) Dibenz(a,h)anthracene	21.314	278	220408	1092.53	ng/ml	95
97) Benzo(g,h,i)perylene	21.801	276	213922	981.38	ng/ml	92

(#) = qualifier out of range (m) = manual integration (+) = signals summed

Quantitation Report (Qedit)

Data Path : T:\data\2019-06\9F05024\
Data File : J06051902.D
Acq On : 5 Jun 2019 8:31 am
Operator : JK/ AMS/ DTH
Sample : 9F05024-CCV1
Misc : 1x, A19C237@1000
ALS Vial : 2 Sample Multiplier: 1
DataAcq Meth:SV10_AQUISITION.M

Quant Time: Jun 05 10:22:07 2019
Quant Method : T:\methods\SV10_041219R1.M
Quant Title : EPA 8270D: Semivolatile Organics
QLast Update : Tue May 21 11:13:18 2019
Response via : Initial Calibration
InstName : SV-GCMS10

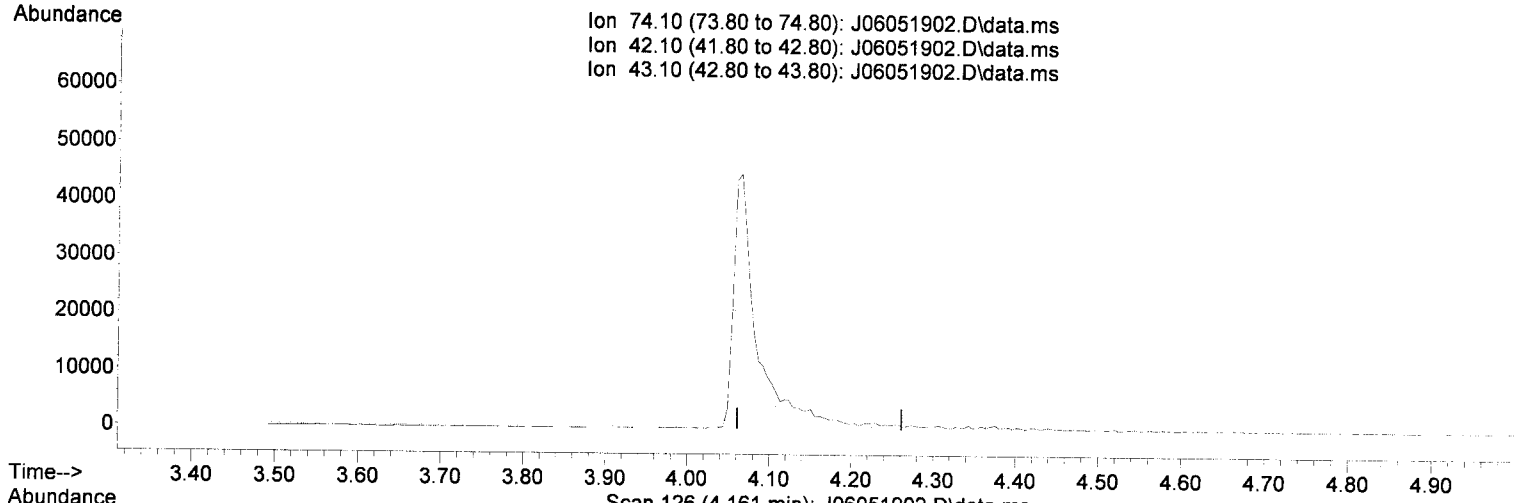

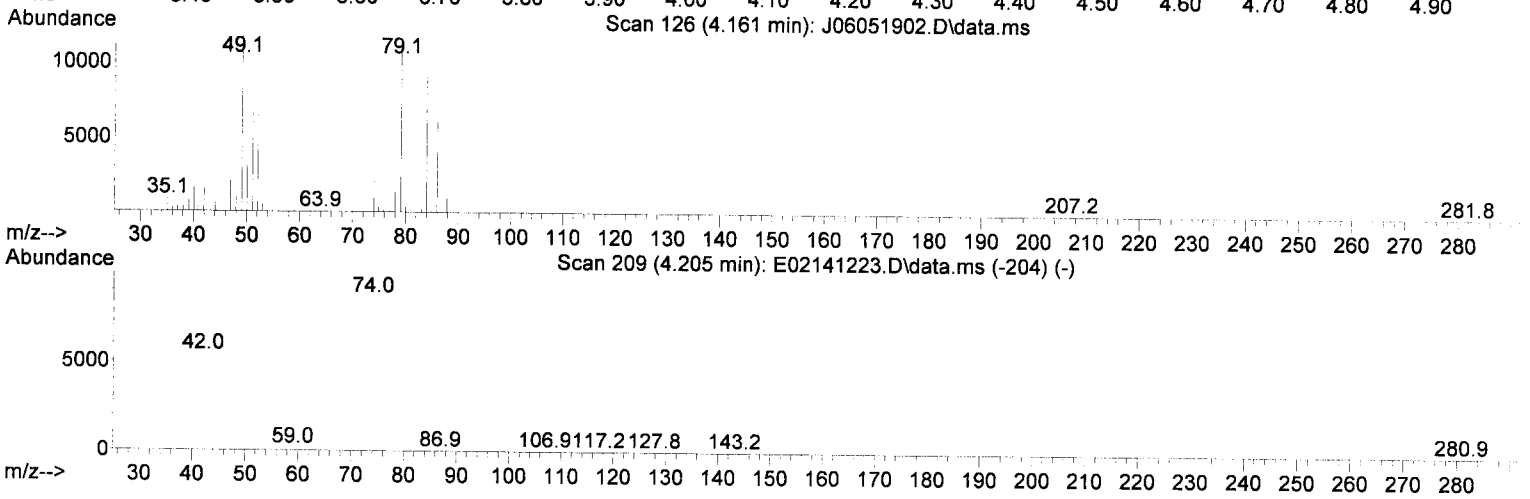

TIC: J06051902.D\data.ms

(2) N-Nitrosodimethylamine (TG)

4.161min (-4.161) 0.00 ng/ml

response 0

Ion	Exp%	Act%
74.10	100.00	0.00
42.10	62.90	0.00#
43.10	29.40	0.00
0.00	0.00	0.00

AMS 6/5/19

Quantitation Report (Qedit)

Data Path : T:\data\2019-06\9F05024\
Data File : J06051902.D
Acq On : 5 Jun 2019 8:31 am
Operator : JK/ AMS/ DTH
Sample : 9F05024-CCV1
Misc : 1x, A19C237@1000
ALS Vial : 2 Sample Multiplier: 1
DataAcq Meth:SV10_AQUISITION.M

Quant Time: Jun 05 10:22:07 2019
Quant Method : T:\methods\SV10_041219R1.M
Quant Title : EPA 8270D: Semivolatile Organics
QLast Update : Tue May 21 11:13:18 2019
Response via : Initial Calibration
InstName : SV-GCMS10

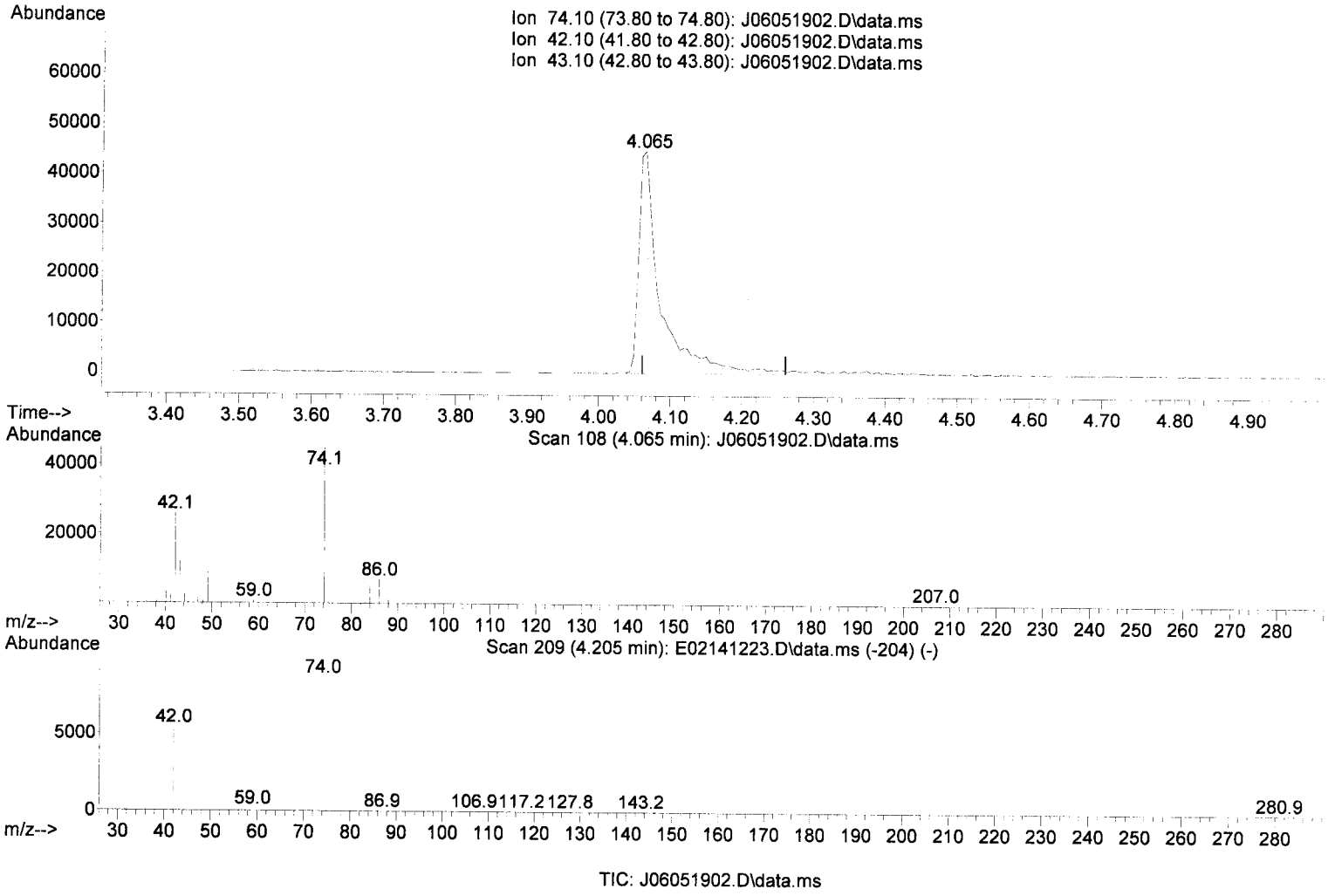

TIC: J06051902.D\data.ms

(2) N-Nitrosodimethylamine (TG)

4.065min (-0.096) 930.52 ng/ml m AMS 6/5/19

response 94637

Ion	Exp%	Act%
74.10	100.00	100.00
42.10	62.90	57.70
43.10	29.40	26.88
0.00	0.00	0.00

Quantitation Report (Qedit)

Data Path : T:\data\2019-06\9F05024\
Data File : J06051902.D
Acq On : 5 Jun 2019 8:31 am
Operator : JK/ AMS/ DTH
Sample : 9F05024-CCV1
Misc : 1x, A19C237@1000
ALS Vial : 2 Sample Multiplier: 1
DataAcq Meth:SV10_AQUISITION.M

Quant Time: Jun 05 10:22:07 2019
Quant Method : T:\methods\SV10_041219R1.M
Quant Title : EPA 8270D: Semivolatile Organics
QLast Update : Tue May 21 11:13:18 2019
Response via : Initial Calibration
InstName : SV-GCMS10

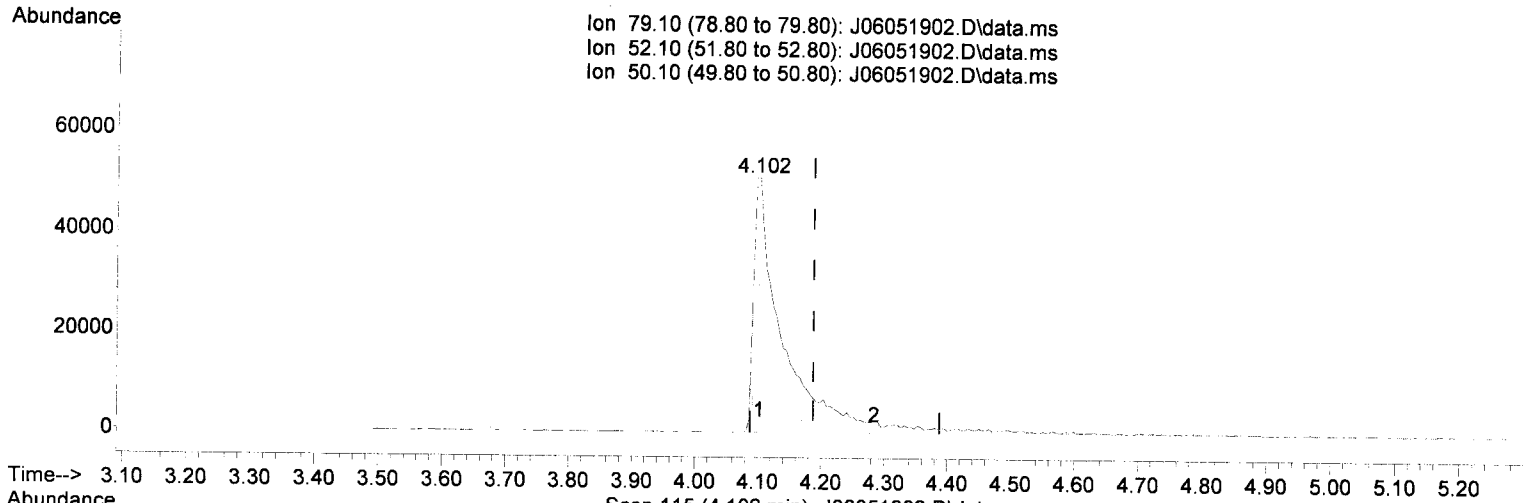



TIC: J06051902.D\data.ms

(3) Pyridine (TG)

4.102min (-0.086) 747.92 ng/ml m

response 124113

Ion	Exp%	Act%
79.10	100.00	100.00
52.10	65.60	57.66
50.10	23.40	21.51
0.00	0.00	0.00

NOTME
AMS
6/5/19

Quantitation Report (Qedit)

Data Path : T:\data\2019-06\9F05024\
Data File : J06051902.D
Acq On : 5 Jun 2019 8:31 am
Operator : JK/ AMS/ DTH
Sample : 9F05024-CCV1
Misc : 1x, A19C237@1000
ALS Vial : 2 Sample Multiplier: 1
DataAcq Meth:SV10_AQUISITION.M

Quant Time: Jun 05 10:22:07 2019
Quant Method : T:\methods\SV10_041219R1.M
Quant Title : EPA 8270D: Semivolatile Organics
QLast Update : Tue May 21 11:13:18 2019
Response via : Initial Calibration
InstName : SV-GCMS10

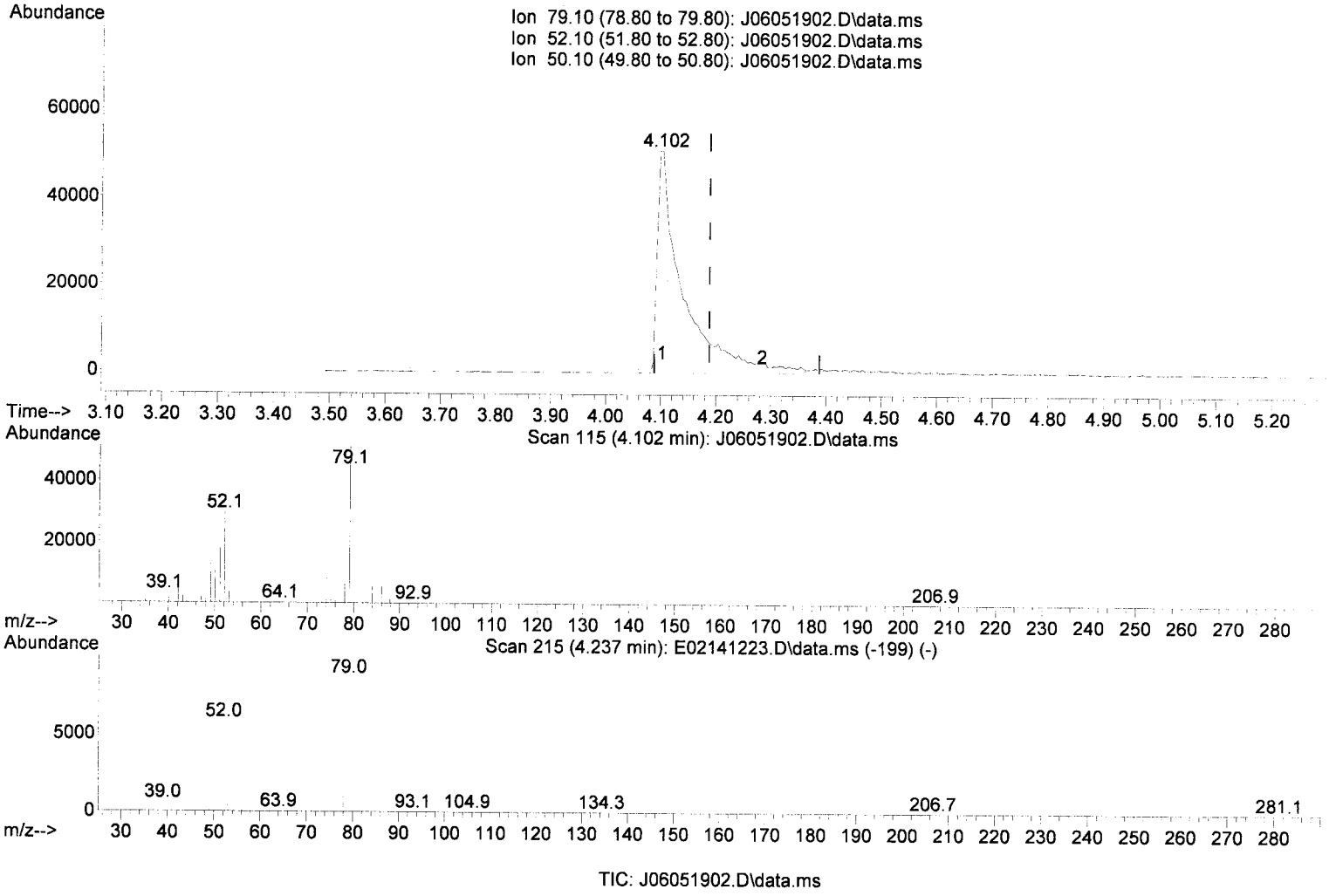

TIC: J06051902.D\data.ms

(3) Pyridine (TG)

4.102min (-0.086) 994.09 ng/ml m

response 164962

Ion	Exp%	Act%
79.10	100.00	100.00
52.10	65.60	57.68
50.10	23.40	21.38
0.00	0.00	0.00

AMS 6/5/19

Data Path : T:\data\2019-06\9F05024\
Data File : J06051902.D
Acq On : 5 Jun 2019 8:31 am
Operator : JK/ AMS/ DTH
Sample : 9F05024-CCV1
Misc : 1x, A19C237@1000
ALS Vial : 2 Sample Multiplier: 1
DataAcq Meth:SV10_AQUISITION.M

Quant Time: Jun 05 10:22:07 2019
Quant Method : T:\methods\SV10_041219R1.M
Quant Title : EPA 8270D: Semivolatile Organics
QLast Update : Tue May 21 11:13:18 2019
Response via : Initial Calibration
InstName : SV-GCMS10

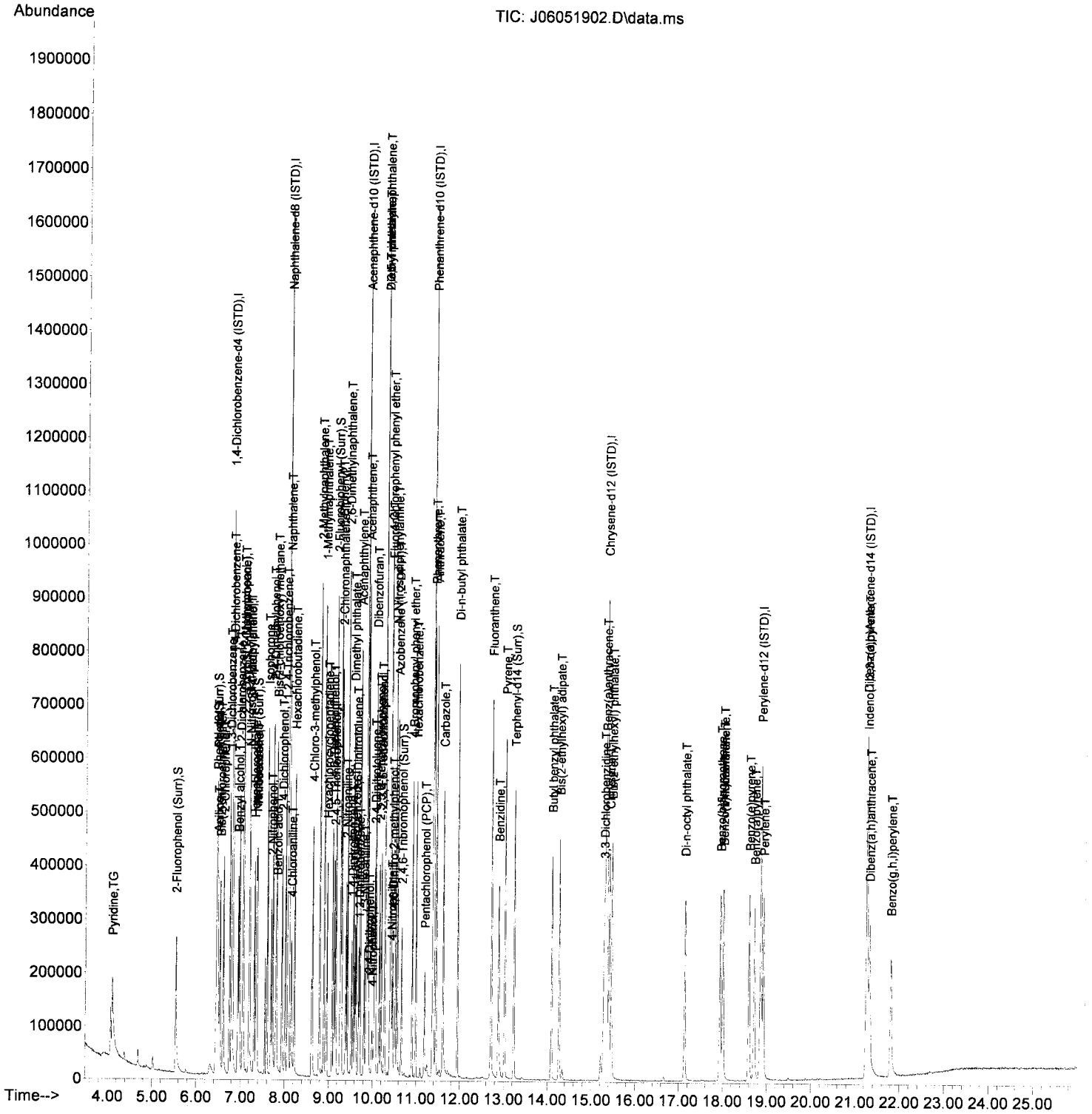

Evaluate Continuing Calibration Report

Data Path : T:\data\2019-06\9F05024\
Data File : J06051903.D
Acq On : 5 Jun 2019 9:07 am
Operator : JK/ AMS/ DTH
Sample : 9F05024-CCV2
Misc : 1x, A19E064@1000
ALS Vial : 3 Sample Multiplier: 1
DataAcq Meth:SV10_AQUISITION.M

AMS 6/5/19

Quant Time: Jun 05 10:23:05 2019
Quant Method : T:\methods\SV10_041519_HOMOLOG.M
Quant Title : EPA 8270D: Semivolatile Organics
QLast Update : Tue Apr 16 09:29:20 2019
Response via : Initial Calibration
InstName : SV-GCMS10

Min. RRF : 0.000 Min. Rel. Area : 50% Max. R.T. Dev 0.50min
Max. RRF Dev : 20% Max. Rel. Area : 200%

		Compound	Amount	Calc.	%Dev	Area%	Dev(min)
1	I	1,4-Dichlorobenzene-d4 (IST	2000.000	2000.000	0.0	117	0.00
2	S	Nitrobenzene-d5 (Surr)	1000.000	1173.303	-17.3	126	0.00
3	I	Naphthalene-d8 (ISTD)	2000.000	2000.000	0.0	118	0.00
4	T	Decalin	1000.000	1074.671	-7.5	117	-0.01
5	T	C-1 Decalin	1000.000	5.894	99.4#	1	-0.03
6	T	C-2 Decalin	1000.000	0.000	100.0#	0	-8.28#
7	T	C-3 Decalin	1000.000	0.000	100.0#	0	-8.98#
8	T	C-4 Decalin	1000.000	0.000	100.0#	0	-9.55#
9	T	Naphthalene	1000.000	1045.512	-4.6	114	0.00
10	T	2-Methylnaphthalene	1000.000	1068.389	-6.8	113	0.00
11	T	C-1 Naphthalenes	1000.000	987.526	1.2	104	0.04
12	T	1-Methylnaphthalene	1000.000	1021.866	-2.2	108	0.00
13	T	1,1'-Biphenyl	1000.000	1044.887	-4.5	106	0.00
14	T	2,6-Dimethylnaphthalene	1000.000	1014.269	-1.4	104	0.00
15	T	C-2 Naphthalenes	1000.000	160.591	83.9#	17	0.16
16	I	Acenaphthene-d10 (ISTD)	2000.000	2000.000	0.0	104	0.00
17	S	2-Fluorobiphenyl (Surr)	1000.000	1174.918	-17.5	109	-0.01
18	S	Acenaphthylene d-8 (Surr)	1000.000	1130.912	-13.1	107	0.00
19	T	Acenaphthylene	1000.000	1091.082	-9.1	102	0.00
20	T	Acenaphthene	1000.000	1049.129	-4.9	103	0.00
21	T	Dibenzofuran	1000.000	1040.242	-4.0	99	-0.01
22	T	1,6,7-Trimethylnaphthalene	1000.000	1061.349	-6.1	103	0.00
23	T	C-3 Naphthalenes	1000.000	1068.226	-6.8	103	0.04
24	T	C-4 Naphthalenes	1000.000	0.000	100.0#	0	-10.85#
25	T	Fluorene	1000.000	1055.799	-5.6	100	0.00
26	T	C-1 Fluorenes	1000.000	0.930	99.9#	0	-0.11
27	T	C-2 Fluorenes	1000.000	0.000	100.0#	0	-11.58#
28	T	C-3 Fluorenes	1000.000	0.239	100.0#	0	0.00
29	I	Phenanthrene-d10 (ISTD)	2000.000	2000.000	0.0	99	-0.01
30	T	Dibenzothiopene	1000.000	1064.994	-6.5	98	0.00
31		C-1 Dibenzothiophene	1000.000	0.000	100.0#	0	-11.85#
32		C-2 Dibenzothiophene	1000.000	0.000	100.0#	0	-12.35#
33		C-3 Dibenzothiophene	1000.000	0.000	100.0#	0	-12.90#
34		C-4 Dibenzothiophene	1000.000	0.000	100.0#	0	-13.68#
35	T	Phenanthrene	1000.000	1035.346	-3.5	97	0.00
36	T	Anthracene	1000.000	1081.732	-8.2	98	-0.01
37	T	1-Methylphenanthrene	1000.000	1096.789	-9.7	98	0.00
38	T	C-1 Phenanthrene/anthracene	1000.000	1097.485	-9.7	98	-0.02
39	T	C-2 Phenanthrene/anthracene	1000.000	0.000	100.0#	0	-12.55#
40	T	C-3 Phenanthrene/anthracene	1000.000	0.202	100.0#	0	0.02
41	T	C-4 Phenanthrene/anthracene	1000.000	0.000	100.0#	0	-13.87#
42	T	Fluoranthene	1000.000	1082.381	-8.2	95	-0.01
43	I	Chrysene-d12 (ISTD)	2000.000	2000.000	0.0	92	-0.02
44	T	Pyrene	1000.000	1133.816	-13.4	94	-0.01
45	T	C-1 Fluoranthene/pyrenes	1000.000	2.126	99.8#	0	0.00
46	S	Terphenyl-d14 (Surr)	1000.000	1096.128	-9.6	94	-0.01

Evaluate Continuing Calibration Report

Data Path : T:\data\2019-06\9F05024\
Data File : J06051903.D
Acq On : 5 Jun 2019 9:07 am
Operator : JK/ AMS/ DTH
Sample : 9F05024-CCV2
Misc : 1x, A19E064@1000
ALS Vial : 3 Sample Multiplier: 1
DataAcq Meth:SV10_AQUISITION.M

Quant Time: Jun 05 10:23:05 2019
Quant Method : T:\methods\SV10_041519_HOMOLOG.M
Quant Title : EPA 8270D: Semivolatile Organics
QLast Update : Tue Apr 16 09:29:20 2019
Response via : Initial Calibration
InstName : SV-GCMS10

Min. RRF : 0.000 Min. Rel. Area : 50% Max. R.T. Dev 0.50min
Max. RRF Dev : 20% Max. Rel. Area : 200%

		Compound	Amount	Calc.	%Dev	Area%	Dev(min)
47	T	Benz(a)anthracene	1000.000	1070.771	-7.1	95	-0.02
48	T	Chrysene	1000.000	1062.002	-6.2	95	-0.02
49	T	C-1 Benz(a)anthracene/Chrys	1000.000	1.622	99.8#	0	0.28
50	T	C-2 Benz(a)anthracene/Chrys	1000.000	0.000	100.0#	0	-17.55#
51	T	C-3 Benz(a)anthracene/Chrys	1000.000	0.000	100.0#	0	-18.42#
52		C-4 Benz(a)anthracene/Chrys	1000.000	0.000	100.0#	0	-20.01#
53	I	Perylene-d12 (ISTD)	2000.000	2000.000	0.0	86	-0.02
54	T	Benzo(b)fluoranthene	1000.000	1152.855	-15.3	92	-0.02
55	T	Benzo(k)fluoranthene	1000.000	1121.107	-12.1	90	-0.02
56	T	Benzo(b+k)fluoranthene	2000.000	2272.060	-13.6	92	-0.02
57	S	Benzo(a)pyrene d-12 (Surr)	1000.000	1055.368	-5.5	88	-0.02
58	T	Benzo(e)pyrene	1000.000	1107.119	-10.7	91	-0.02
59	T	Benzo(a)pyrene	1000.000	1155.948	-15.6	93	-0.02
60	T	Perylene	1000.000	1109.180	-10.9	90	-0.02
61	I	Dibenz(a,h)Anthrcene-d14(IS	2000.000	2000.000	0.0	84	-0.02
62	T	Indeno(1,2,3-cd)Pyrene	1000.000	1005.412	-0.5	83	-0.01
63	T	Dibenz(a,h)anthracene	1000.000	1065.389	-6.5	83	-0.02
64	T	Benzo(g,h,i)perylene	1000.000	958.270	4.2	76	-0.01

(#) = Out of Range SPCC's out = 0 CCC's out = 0

Data Path : T:\data\2019-06\9F05024\
Data File : J06051903.D
Acq On : 5 Jun 2019 9:07 am
Operator : JK/ AMS/ DTH
Sample : 9F05024-CCV2
Misc : 1x, A19E064@1000
ALS Vial : 3 Sample Multiplier: 1
DataAcq Meth:SV10_AQUISITION.M

Quant Time: Jun 05 10:23:05 2019
Quant Method : T:\methods\SV10_041519_HOMOLOG.M
Quant Title : EPA 8270D: Semivolatile Organics
QLast Update : Tue Apr 16 09:29:20 2019
Response via : Initial Calibration
InstName : SV-GCMS10

Compound	R.T.	QIon	Response	Conc	Units	Dev(Min)
Internal Standards						
1) 1,4-Dichlorobenzene-d4...	6.803	152	235496	2000.00	ng/ml	0.00
3) Naphthalene-d8 (ISTD)	8.076	136	948541	2000.00	ng/ml	0.00
16) Acenaphthene-d10 (ISTD)	9.857	162	416363	2000.00	ng/ml	0.00
29) Phenanthrene-d10 (ISTD)	11.371	188	663327	2000.00	ng/ml	-0.01
43) Chrysene-d12 (ISTD)	15.339	240	531823	2000.00	ng/ml	-0.02
53) Perylene-d12 (ISTD)	18.859	264	456404	2000.00	ng/ml	-0.02
61) Dibenz(a,h)Anthrcene-d...	21.255	292	402593	2000.00	ng/ml	-0.02
System Monitoring Compounds						
2) Nitrobenzene-d5 (Surr)	7.354	82	169497	1173.30	ng/ml	0.00
17) 2-Fluorobiphenyl (Surr)	9.156	172	318989	1174.92	ng/ml	-0.01
18) Acenaphthylene d-8 (Surr)	9.697	160	415360	1130.91	ng/ml	0.00
46) Terphenyl-d14 (Surr)	13.232	244	268685	1096.13	ng/ml	-0.01
57) Benzo(a)pyrene d-12 (S...	18.656	264	209954	1055.37	ng/ml	-0.02
Target Compounds						Qvalue
4) Decalin	7.525	138	71293	1074.67	ng/ml	95
5) C-1 Decalin	7.750	152	391	5.89	ng/ml#	26
6) C-2 Decalin	0.000		0	N.D.		
7) C-3 Decalin	0.000		0	N.D.		
8) C-4 Decalin	0.000		0	N.D.		
9) Naphthalene	8.097	128	517867	1045.51	ng/ml	99
10) 2-Methylnaphthalene	8.793	142	319090	1068.39	ng/ml	99
11) C-1 Naphthalenes	8.894	142	294939	987.53	ng/ml	96
12) 1-Methylnaphthalene	8.894	142	302576	1021.87	ng/ml	96
13) 1,1'-Biphenyl	9.263	154	358960	1044.89	ng/ml	99
14) 2,6-Dimethylnaphthalene	9.424	156	266024	1014.27	ng/ml	96
15) C-2 Naphthalenes	9.697	156	42120	160.59	ng/ml	63
19) Acenaphthylene	9.713	152	450664	1091.08	ng/ml	99
20) Acenaphthene	9.889	153	298100	1049.13	ng/ml	98
21) Dibenzofuran	10.060	168	357068	1040.24	ng/ml	97
22) 1,6,7-Trimethylnaphtha...	10.274	170	233044	1061.35	ng/ml	96
23) C-3 Naphthalenes	10.274	170	234554	1068.23	ng/ml	89
24) C-4 Naphthalenes	0.000		0	N.D.		
25) Fluorene	10.413	166	291897	1055.80	ng/ml	99
26) C-1 Fluorenes	10.857	180	257	N.D.		
27) C-2 Fluorenes	0.000		0	N.D.		
28) C-3 Fluorenes	12.440	208	66	N.D.		
30) Dibenzothiopene	11.269	184	356401	1064.99	ng/ml	98
31) C-1 Dibenzothiophene	0.000		0	N.D.		
32) C-2 Dibenzothiophene	0.000		0	N.D.		
33) C-3 Dibenzothiophene	0.000		0	N.D.		
34) C-4 Dibenzothiophene	0.000		0	N.D.		
35) Phenanthrene	11.397	178	383158	1035.35	ng/ml	97
36) Anthracene	11.446	178	371987	1081.73	ng/ml	99
37) 1-Methylphenanthrene	12.029	192	271200	1096.79	ng/ml	100
38) C-1 Phenanthrene/anthr...	12.029	192	271372	1097.48	ng/ml#	100
39) C-2 Phenanthrene/anthr...	0.000		0	N.D.		
40) C-3 Phenanthrene/anthr...	13.232	220	50	N.D.		
41) C-4 Phenanthrene/anthr...	0.000		0	N.D.		
42) Fluoranthene	12.708	202	384845	1082.38	ng/ml	99
44) Pyrene	13.023	202	395665	1133.82	ng/ml	100
45) C-1 Fluoranthene/pyrenes	13.665	216	742	N.D.		

Data Path : T:\data\2019-06\9F05024\
Data File : J06051903.D
Acq On : 5 Jun 2019 9:07 am
Operator : JK/ AMS/ DTH
Sample : 9F05024-CCV2
Misc : 1x, A19E064@1000
ALS Vial : 3 Sample Multiplier: 1
DataAcq Meth:SV10_AQUISITION.M

Quant Time: Jun 05 10:23:05 2019
Quant Method : T:\methods\SV10_041519_HOMOLOG.M
Quant Title : EPA 8270D: Semivolatile Organics
QLast Update : Tue Apr 16 09:29:20 2019
Response via : Initial Calibration
InstName : SV-GCMS10

Compound	R.T.	QIon	Response	Conc	Units	Dev(Min)
47) Benz(a)anthracene	15.318	228	309430	1070.77	ng/ml	97
48) Chrysene	15.404	228	299871	1062.00	ng/ml	98
49) C-1 Benz(a)anthracene/...	16.655	242	458	N.D.		
50) C-2 Benz(a)anthracene/...	0.000		0	N.D.		
51) C-3 Benz(a)anthracene/...	0.000		0	N.D.		
52) C-4 Benz(a)anthracene/...	0.000		0	N.D.		
54) Benzo(b)fluoranthene	17.939	252	289107	1152.86	ng/ml	98
55) Benzo(k)fluoranthene	18.003	252	291339	1121.11	ng/ml	96
56) Benzo(b+k)fluoranthene	18.003	252	601762	2272.06	ng/ml	96
58) Benzo(e)pyrene	18.597	252	283120	1107.12	ng/ml	98
59) Benzo(a)pyrene	18.714	252	264259	1155.95	ng/ml	98
60) Perylene	18.918	252	299257	1109.18	ng/ml	99
62) Indeno(1,2,3-cd)Pyrene	21.260	276	215730	1005.41	ng/ml	97
63) Dibenz(a,h)anthracene	21.319	278	211802	1065.39	ng/ml	95
64) Benzo(g,h,i)perylene	21.801	276	215123	958.27	ng/ml	96

(#) = qualifier out of range (m) = manual integration (+) = signals summed

Data Path : T:\data\2019-06\9F05024\
Data File : J06051903.D
Acq On : 5 Jun 2019 9:07 am
Operator : JK/ AMS/ DTH
Sample : 9F05024-CCV2
Misc : 1x, A19E064@1000
ALS Vial : 3 Sample Multiplier: 1
DataAcq Meth:SV10_AQUISITION.M

Quant Time: Jun 05 10:23:05 2019
Quant Method : T:\methods\SV10_041519_HOMOLOG.M
Quant Title : EPA 8270D: Semivolatile Organics
QLast Update : Tue Apr 16 09:29:20 2019
Response via : Initial Calibration
InstName : SV-GCMS10

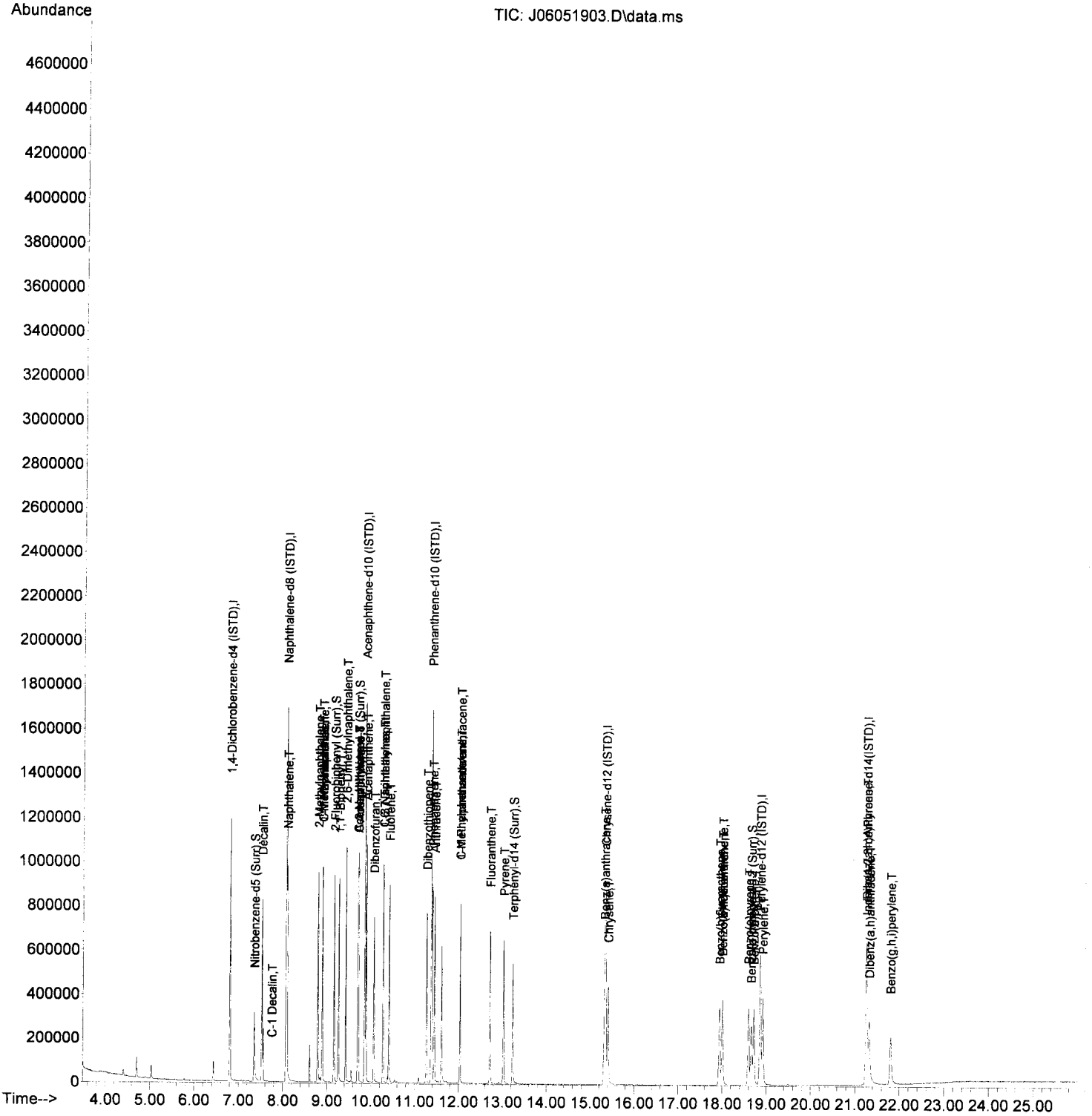

Data Path : T:\data\2019-06\9F05024\
Data File : J06051904.D
Acq On : 5 Jun 2019 9:43 am
Operator : JK/ AMS/ DTH
Sample : 9F05024-CCB1
Misc : 1x, DCM + ISTD
ALS Vial : 4 Sample Multiplier: 1
DataAcq Meth:SV10_AQUISITION.M

AMS 6/5/19

Quant Time: Jun 05 10:23:27 2019
Quant Method : T:\methods\SV10_041219R1.M
Quant Title : EPA 8270D: Semivolatile Organics
QLast Update : Tue May 21 11:13:18 2019
Response via : Initial Calibration
InstName : SV-GCMS10

Compound	R.T.	QIon	Response	Conc Units	Dev(Min)
Internal Standards					
1) 1,4-Dichlorobenzene-d4...	6.803	152	235356	2000.00 ng/ml	0.00
21) Naphthalene-d8 (ISTD)	8.076	136	1052723	2000.00 ng/ml	0.00
35) Acenaphthene-d10 (ISTD)	9.857	162	488102	2000.00 ng/ml	0.00
64) Phenanthrene-d10 (ISTD)	11.371	188	773720	2000.00 ng/ml	0.00
78) Chrysene-d12 (ISTD)	15.345	240	599145	2000.00 ng/ml	0.00
86) Perylene-d12 (ISTD)	18.864	264	503372	2000.00 ng/ml	0.00
94) Dibenz(a,h)Anthrcene-d...	21.255	292	429038	2000.00 ng/ml	0.00
System Monitoring Compounds					
4) 2-Fluorophenol (Surr)	0.000	112	0	0.00 ng/ml	
5) Phenol-d6(Surr)	0.000	99	0	0.00 ng/ml	
19) Nitrobenzene-d5 (Surr)	0.000	82	0	0.00 ng/ml	
40) 2-Fluorobiphenyl (Surr)	0.000	172	0	0.00 ng/ml	
67) 2,4,6-Tribromophenol (...	0.000	330	0	0.00 ng/ml	
79) Terphenyl-d14 (Surr)	0.000	244	0	0.00 ng/ml	
Target Compounds					Qvalue
2) N-Nitrosodimethylamine	0.000		0	N.D.	
3) Pyridine	4.278	79	59	N.D.	
6) Phenol	0.000		0	N.D.	
7) Aniline	0.000		0	N.D.	
8) Bis(2-chloroethyl) ether	0.000		0	N.D.	
9) 2-Chlorophenol	0.000		0	N.D.	
10) 1,3-Dichlorobenzene	6.808	146	176	N.D.	
11) 1,4-Dichlorobenzene	6.808	146	176	N.D.	
12) Benzyl alcohol	0.000		0	N.D.	
13) 1,2-Dichlorobenzene	0.000		0	N.D.	
14) 2-Methylphenol	0.000		0	N.D.	
15) 2,2'-Oxybis(1-Chloropr...	0.000		0	N.D.	
16) N-Nitrosodi-n-propylamine	0.000		0	N.D.	
17) 3+4-Methylphenol	0.000		0	N.D.	
18) Hexachloroethane	0.000		0	N.D.	
20) Nitrobenzene	7.306	77	75	N.D.	
22) Isophorone	0.000		0	N.D.	
23) 2-Nitrophenol	0.000		0	N.D.	
24) 2,4-Dimethylphenol	0.000		0	N.D.	
25) Bis(2-chloroethoxy) me...	0.000		0	N.D.	
26) Benzoic acid	0.000		0	N.D.	
27) 2,4-Dichlorophenol	0.000		0	N.D.	
28) 1,2,4-Trichlorobenzene	0.000		0	N.D.	
29) Naphthalene	0.000		0	N.D.	
30) 4-Chloroaniline	0.000		0	N.D.	
31) Hexachlorobutadiene	0.000		0	N.D.	
32) 4-Chloro-3-methylphenol	0.000		0	N.D.	
33) 2-Methylnaphthalene	0.000		0	N.D.	
34) 1-Methylnaphthalene	0.000		0	N.D.	
36) Hexachlorocyclopentadiene	0.000		0	N.D.	
37) 2,4,6-Trichlorophenol	0.000		0	N.D.	
38) 2,4,5-Trichlorophenol	0.000		0	N.D.	
39) 1,1'-Biphenyl	0.000		0	N.D.	
41) 2-Chloronaphthalene	0.000		0	N.D.	
42) 2-Nitroaniline	0.000		0	N.D.	
43) 2,6-Dimethylnaphthalene	0.000		0	N.D.	

✓

Data Path : T:\data\2019-06\9F05024\
Data File : J06051904.D
Acq On : 5 Jun 2019 9:43 am
Operator : JK/ AMS/ DTH
Sample : 9F05024-CCB1
Misc : 1x, DCM + ISTD
ALS Vial : 4 Sample Multiplier: 1
DataAcq Meth:SV10_AQUISITION.M

Quant Time: Jun 05 10:23:27 2019
Quant Method : T:\methods\SV10_041219R1.M
Quant Title : EPA 8270D: Semivolatile Organics
QLast Update : Tue May 21 11:13:18 2019
Response via : Initial Calibration
InstName : SV-GCMS10

Compound	R.T.	QIon	Response	Conc Units	Dev(Min)
44) 1,4-Dinitrobenzene	0.000		0	N.D.	
45) Dimethyl phthalate	0.000		0	N.D.	
46) 1,3-Dinitrobenzene	0.000		0	N.D.	
47) 2,6-Dinitrotoluene	0.000		0	N.D.	
48) 1,2-Dinitrobenzene	0.000		0	N.D.	
49) Acenaphthylene	0.000		0	N.D.	
50) 3-Nitroaniline	9.852	138	129	N.D.	
51) Acenaphthene	9.862	153	138	N.D.	
52) 2,4-Dinitrophenol	0.000		0	N.D.	
53) 4-Nitrophenol	0.000		0	N.D.	
54) 2,4-Dinitrotoluene	10.012	165	176	62.03 ng/ml#	50
55) Dibenzofuran	0.000		0	N.D.	
56) 2,3,5,6-Tetrachlorophenol	0.000		0	N.D.	
57) 2,3,4,6-Tetrachlorophenol	0.000		0	N.D.	
58) Diethyl phthalate	0.000		0	N.D.	
59) 2,3,5-Trimethylnaphtha...	10.392	170	74	N.D.	
60) Fluorene	0.000		0	N.D.	
61) 4-Chlorophenyl phenyl ...	0.000		0	N.D.	
62) 4-Nitroaniline	0.000		0	N.D.	
63) 4,6-Dinitro-2-methylph...	0.000		0	N.D.	
65) N-Nitrosodiphenylamine	0.000		0	N.D.	
66) Azobenzene (1,2-DPH)	10.531	77	87	N.D.	
68) 4-Bromophenyl phenyl e...	0.000		0	N.D.	
69) Hexachlorobenzene	0.000		0	N.D.	
70) Pentachlorophenol (PCP)	0.000		0	N.D.	
71) Phenanthrene	11.376	178	255	N.D.	
72) Anthracene	11.376	178	255	N.D.	
73) Carbazole	0.000		0	N.D.	
74) Di-n-butyl phthalate	11.964	149	55	N.D.	
75) Fluoranthene	0.000		0	N.D.	
76) Benzidine	0.000		0	N.D.	
77) Pyrene	0.000		0	N.D.	
80) Butyl benzyl phthalate	0.000		0	N.D.	
81) Bis(2-ethylhexyl) adipate	14.270	129	795	4.66 ng/ml	85
82) 3,3-Dichlorobenzidine	0.000		0	N.D.	
83) Benz(a)anthracene	15.345	228	1456	4.45 ng/ml	63
84) Chrysene	15.345	228	1456	4.59 ng/ml	61
85) Bis(2-ethylhexyl) phth...	0.000		0	N.D.	
87) Di-n-octyl phthalate	0.000		0	N.D.	
88) Benzo(b)fluoranthene	0.000		0	N.D.	
89) Benzo(k)fluoranthene	0.000		0	N.D.	
90) Benzo(b+k)fluoranthene	0.000		0	N.D.	
91) Benzo(e)pyrene	0.000		0	N.D.	
92) Benzo(a)pyrene	0.000		0	N.D.	
93) Perylene	18.864	252	1578	6.18 ng/ml	68
95) Indeno(1,2,3-cd)pyrene	21.271	276	129	N.D.	
96) Dibenz(a,h)anthracene	21.244	278	90	N.D.	
97) Benzo(g,h,i)perylene	0.000		0	N.D.	

(#) = qualifier out of range (m) = manual integration (+) = signals summed

Data Path : T:\data\2019-06\9F05024\
Data File : J06051904.D
Acq On : 5 Jun 2019 9:43 am
Operator : JK/ AMS/ DTH
Sample : 9F05024-CCB1
Misc : 1x, DCM + ISTD
ALS Vial : 4 Sample Multiplier: 1
DataAcq Meth:SV10_AQUISITION.M

Quant Time: Jun 05 10:23:27 2019
Quant Method : T:\methods\SV10_041219R1.M
Quant Title : EPA 8270D: Semivolatile Organics
QLast Update : Tue May 21 11:13:18 2019
Response via : Initial Calibration
InstName : SV-GCMS10



Data Path : T:\data\2019-06\9F05024\homolog\
Data File : J06051904.D
Acq On : 5 Jun 2019 9:43 am
Operator : JK/ AMS/ DTH
Sample : 9F05024-CCB1
Misc : 1x, DCM + ISTD
ALS Vial : 4 Sample Multiplier: 1
DataAcq Meth:SV10_AQUISITION.M

AMS 6/5/19

Quant Time: Jun 05 10:25:20 2019
Quant Method : T:\methods\SV10_041519_HOMOLOG.M
Quant Title : EPA 8270D: Semivolatile Organics
QLast Update : Tue Apr 16 09:29:20 2019
Response via : Initial Calibration
InstName : SV-GCMS10

Compound	R.T.	QIon	Response	Conc Units	Dev(Min)
Internal Standards					
1) 1,4-Dichlorobenzene-d4...	6.803	152	234483	2000.00 ng/ml	0.00
3) Naphthalene-d8 (ISTD)	8.076	136	1052723	2000.00 ng/ml	0.00
16) Acenaphthene-d10 (ISTD)	9.857	162	488102	2000.00 ng/ml	0.00
29) Phenanthrene-d10 (ISTD)	11.371	188	773720	2000.00 ng/ml	-0.01
43) Chrysene-d12 (ISTD)	15.345	240	599145	2000.00 ng/ml	-0.02
53) Perylene-d12 (ISTD)	18.864	264	503372	2000.00 ng/ml	-0.02
61) Dibenz(a,h)Anthrcene-d...	21.255	292	429038	2000.00 ng/ml	-0.02
System Monitoring Compounds					
2) Nitrobenzene-d5 (Surr)	0.000	82	0	0.00 ng/ml	
17) 2-Fluorobiphenyl (Surr)	0.000	172	0	0.00 ng/ml	
18) Acenaphthylene d-8 (Surr)	9.702	160	231	0.54 ng/ml	0.00
46) Terphenyl-d14 (Surr)	0.000	244	0	0.00 ng/ml	
57) Benzo(a)pyrene d-12 (S...	0.000	264	0	0.00 ng/ml	
Target Compounds					Qvalue
4) Decalin	0.000		0	N.D.	
5) C-1 Decalin	7.787	152	77	N.D.	
6) C-2 Decalin	0.000		0	N.D.	
7) C-3 Decalin	0.000		0	N.D.	
8) C-4 Decalin	0.000		0	N.D.	
9) Naphthalene	0.000		0	N.D.	
10) 2-Methylnaphthalene	0.000		0	N.D.	
11) C-1 Naphthalenes	0.000		0	N.D.	
12) 1-Methylnaphthalene	0.000		0	N.D.	
13) 1,1'-Biphenyl	0.000		0	N.D.	
14) 2,6-Dimethylnaphthalene	0.000		0	N.D.	
15) C-2 Naphthalenes	9.830	156	43	N.D.	
19) Acenaphthylene	0.000		0	N.D.	
20) Acenaphthene	9.862	153	138	N.D.	
21) Dibenzofuran	0.000		0	N.D.	
22) 1,6,7-Trimethylnaphtha...	0.000		0	N.D.	
23) C-3 Naphthalenes	10.392	170	74	N.D.	
24) C-4 Naphthalenes	11.109	184	59	N.D.	
25) Fluorene	0.000		0	N.D.	
26) C-1 Fluorenes	10.584		0	N.D.	
27) C-2 Fluorenes	11.248	194	154	N.D.	
28) C-3 Fluorenes	12.868	208	1546m	4.77 ng/ml	
30) Dibenzothiopene	0.000		0	N.D.	
31) C-1 Dibenzothiophene	0.000		0	N.D.	
32) C-2 Dibenzothiophene	0.000		0	N.D.	
33) C-3 Dibenzothiophene	0.000		0	N.D.	
34) C-4 Dibenzothiophene	0.000		0	N.D.	
35) Phenanthrene	11.376	178	255	N.D.	
36) Anthracene	11.376	178	255	N.D.	
37) 1-Methylphenanthrene	0.000		0	N.D.	
38) C-1 Phenanthrene/anthr...	11.788		0	N.D.	
39) C-2 Phenanthrene/anthr...	12.916	206	18	N.D.	
40) C-3 Phenanthrene/anthr...	13.499	220	32	N.D.	
41) C-4 Phenanthrene/anthr...	13.227		0	N.D.	
42) Fluoranthene	0.000		0	N.D.	
44) Pyrene	0.000		0	N.D.	
45) C-1 Fluoranthene/pyrenes	13.719	216	31	N.D.	

Data Path : T:\data\2019-06\9F05024\homolog\
Data File : J06051904.D
Acq On : 5 Jun 2019 9:43 am
Operator : JK/ AMS/ DTH
Sample : 9F05024-CCB1
Misc : 1x, DCM + ISTD
ALS Vial : 4 Sample Multiplier: 1
DataAcq Meth:SV10_AQUISITION.M

Quant Time: Jun 05 10:25:20 2019
Quant Method : T:\methods\SV10_041519_HOMOLOG.M
Quant Title : EPA 8270D: Semivolatile Organics
QLast Update : Tue Apr 16 09:29:20 2019
Response via : Initial Calibration
InstName : SV-GCMS10

Compound	R.T.	QIon	Response	Conc Units	Dev(Min)
47) Benz(a)anthracene	15.345	228	1456	4.47 ng/ml	63
48) Chrysene	15.345	228	1456	4.58 ng/ml	60
49) C-1 Benz(a)anthracene/...	16.003		0	N.D.	
50) C-2 Benz(a)anthracene/...	16.842		0	N.D.	
51) C-3 Benz(a)anthracene/...	18.757	270	17	N.D.	
52) C-4 Benz(a)anthracene/...	18.864	284	371	N.D.	
54) Benzo(b)fluoranthene	0.000		0	N.D.	
55) Benzo(k)fluoranthene	0.000		0	N.D.	
56) Benzo(b+k)fluoranthene	0.000		0	N.D.	
58) Benzo(e)pyrene	18.864	252	1162	12.85 ng/ml#	1
59) Benzo(a)pyrene	0.000		0	N.D.	
60) Perylene	18.864	252	1578	5.30 ng/ml	76
62) Indeno(1,2,3-cd)Pyrene	21.271	276	129	N.D.	
63) Dibenz(a,h)anthracene	21.244	278	90	N.D.	
64) Benzo(g,h,i)perylene	0.000		0	N.D.	

(#) = qualifier out of range (m) = manual integration (+) = signals summed

Quantitation Report (Qedit)

Data Path : T:\data\2019-06\9F05024\homolog\
Data File : J06051904.D
Acq On : 5 Jun 2019 9:43 am
Operator : JK/ AMS/ DTH
Sample : 9F05024-CCB1
Misc : 1x, DCM + ISTD
ALS Vial : 4 Sample Multiplier: 1
DataAcq Meth:SV10_AQUISITION.M

Quant Time: Jun 05 10:23:52 2019
Quant Method : T:\methods\SV10_041519_HOMOLOG.M
Quant Title : EPA 8270D: Semivolatile Organics
QLast Update : Tue Apr 16 09:29:20 2019
Response via : Initial Calibration
InstName : SV-GCMS10

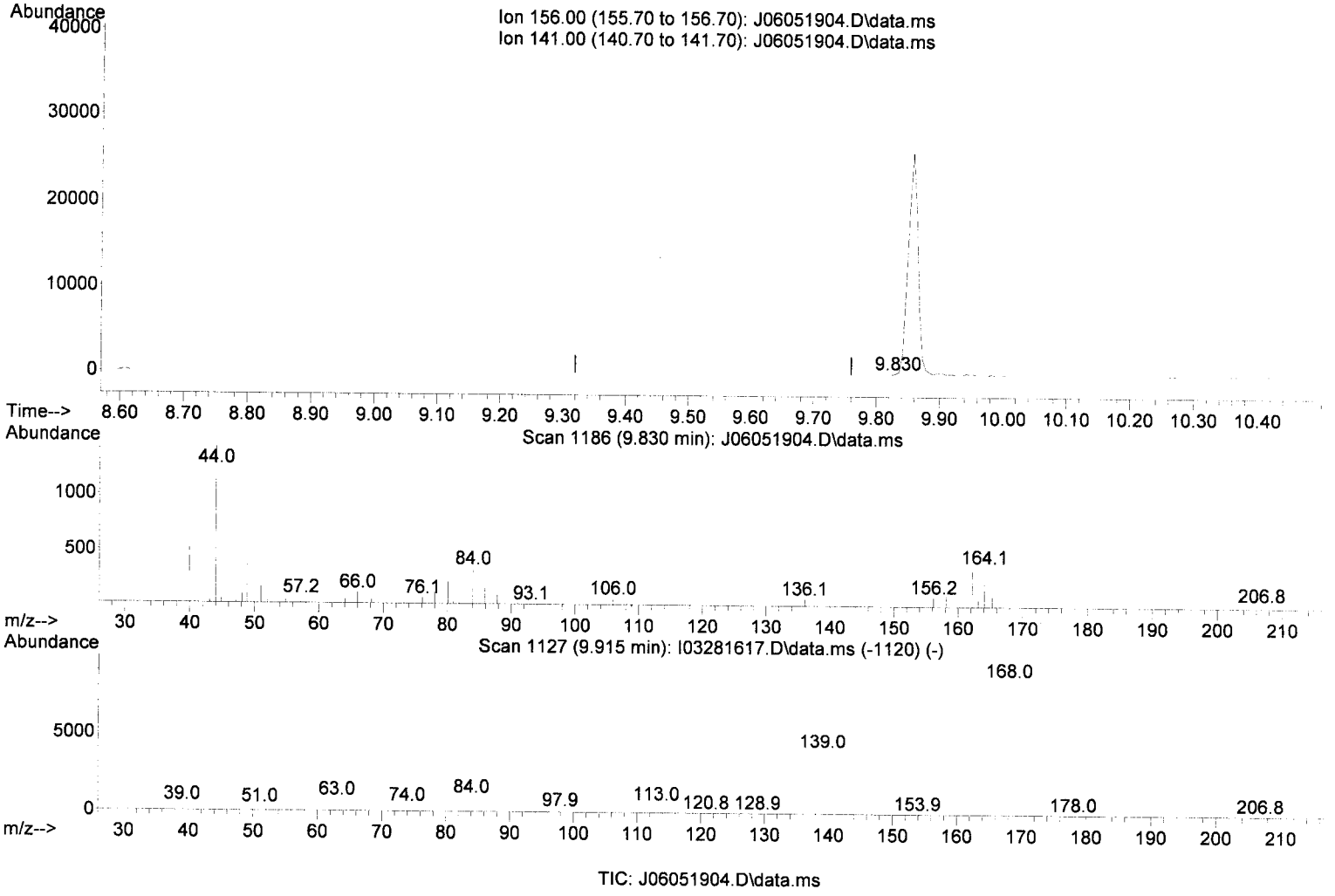

TIC: J06051904.D\data.ms

(15) C-2 Naphthalenes (T)

9.830min (+ 0.290) 0.15 ng/ml m

response 43

Ion	Exp%	Act%
156.00	100.00	100.00
141.00	16.10	0.00
0.00	0.00	0.00
0.00	0.00	0.00

Quantitation Report (Qedit)

Data Path : T:\data\2019-06\9F05024\homolog\
Data File : J06051904.D
Acq On : 5 Jun 2019 9:43 am
Operator : JK/ AMS/ DTH
Sample : 9F05024-CCB1
Misc : 1x, DCM + ISTD
ALS Vial : 4 Sample Multiplier: 1
DataAcq Meth:SV10_AQUISITION.M

Quant Time: Jun 05 10:23:52 2019
Quant Method : T:\methods\SV10_041519_HOMOLOG.M
Quant Title : EPA 8270D: Semivolatile Organics
QLast Update : Tue Apr 16 09:29:20 2019
Response via : Initial Calibration
InstName : SV-GCMS10

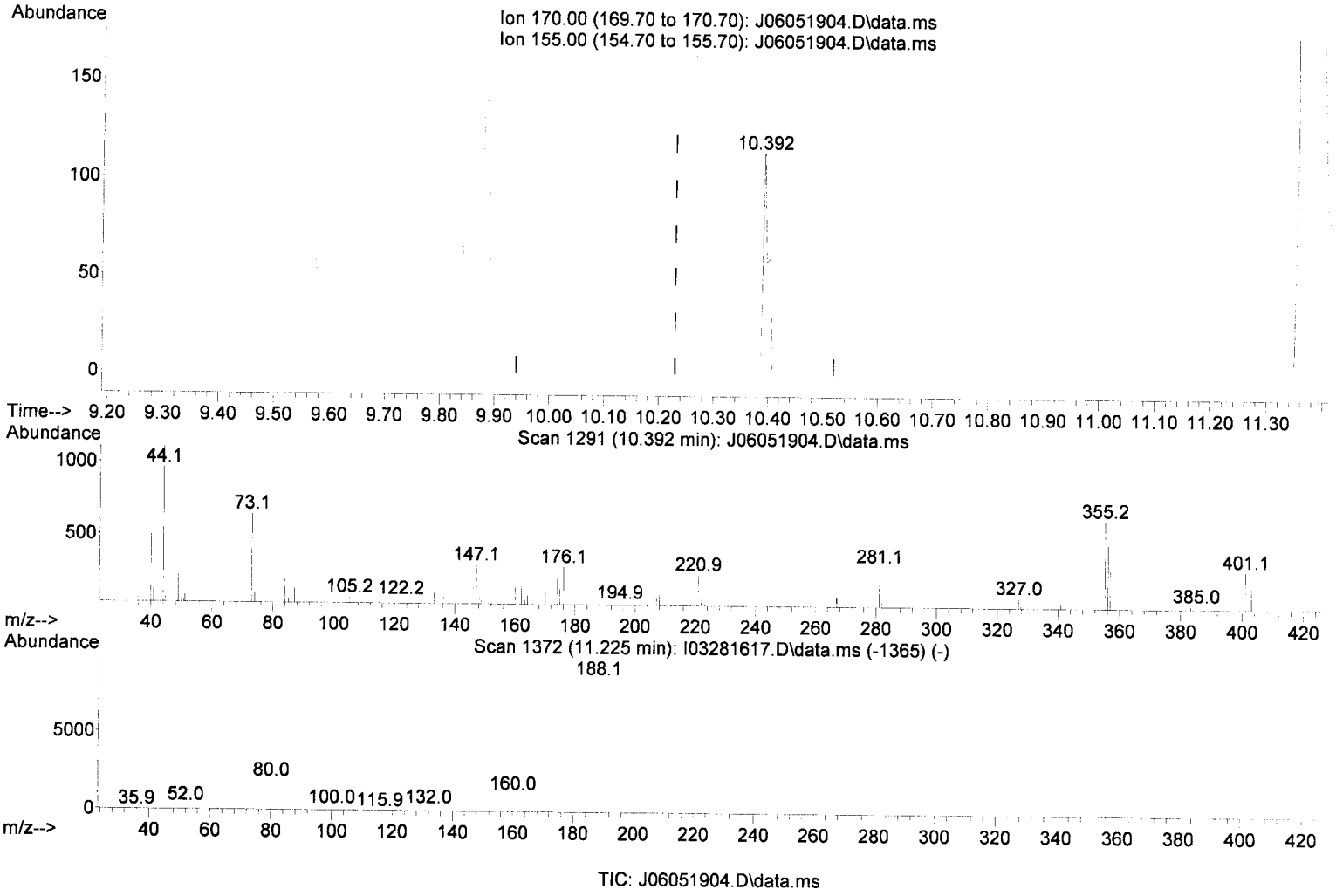

TIC: J06051904.D\data.ms

(23) C-3 Naphthalenes (T)

10.392min (+ 0.162) 0.29 ng/ml m

response 74

Ion	Exp%	Act%
170.00	100.00	100.00
155.00	83.80	0.00#
0.00	0.00	0.00
0.00	0.00	0.00

Quantitation Report (Qedit)

Data Path : T:\data\2019-06\9F05024\homolog\
Data File : J06051904.D
Acq On : 5 Jun 2019 9:43 am
Operator : JK/ AMS/ DTH
Sample : 9F05024-CCB1
Misc : 1x, DCM + ISTD
ALS Vial : 4 Sample Multiplier: 1
DataAcq Meth:SV10_AQUISITION.M

Quant Time: Jun 05 10:23:52 2019
Quant Method : T:\methods\SV10_041519_HOMOLOG.M
Quant Title : EPA 8270D: Semivolatile Organics
QLast Update : Tue Apr 16 09:29:20 2019
Response via : Initial Calibration
InstName : SV-GCMS10

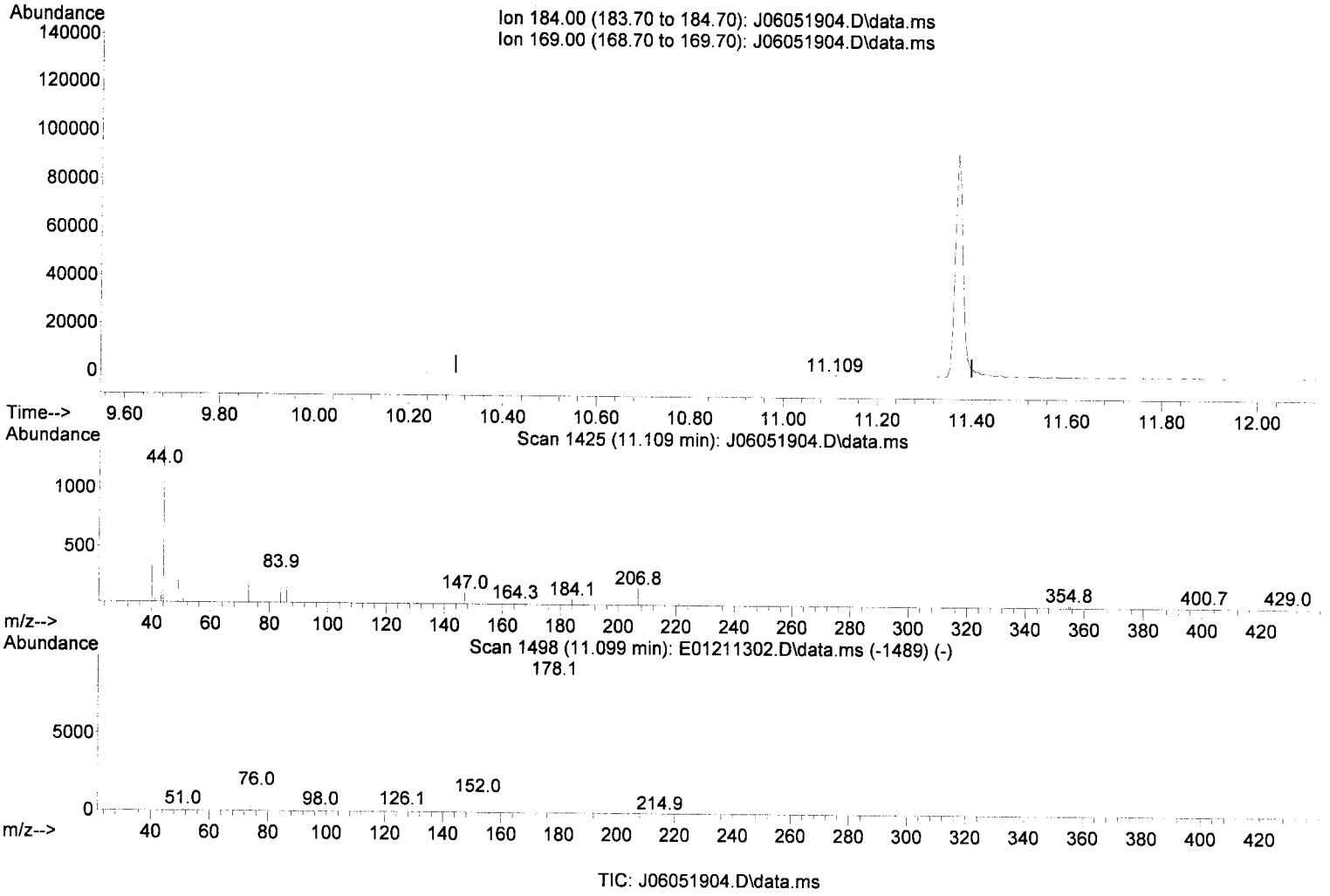

TIC: J06051904.D\data.ms

(24) C-4 Naphthalenes (T)

11.109min (+ 0.259) 0.23 ng/ml m

response 59

Ion	Exp%	Act%
184.00	100.00	100.00
169.00	50.00	0.00#
0.00	0.00	0.00
0.00	0.00	0.00

Quantitation Report (Qedit)

Data Path : T:\data\2019-06\9F05024\homolog\
Data File : J06051904.D
Acq On : 5 Jun 2019 9:43 am
Operator : JK/ AMS/ DTH
Sample : 9F05024-CCB1
Misc : 1x, DCM + ISTD
ALS Vial : 4 Sample Multiplier: 1
DataAcq Meth:SV10_AQUISITION.M

Quant Time: Jun 05 10:23:52 2019
Quant Method : T:\methods\SV10_041519_HOMOLOG.M
Quant Title : EPA 8270D: Semivolatile Organics
QLast Update : Tue Apr 16 09:29:20 2019
Response via : Initial Calibration
InstName : SV-GCMS10

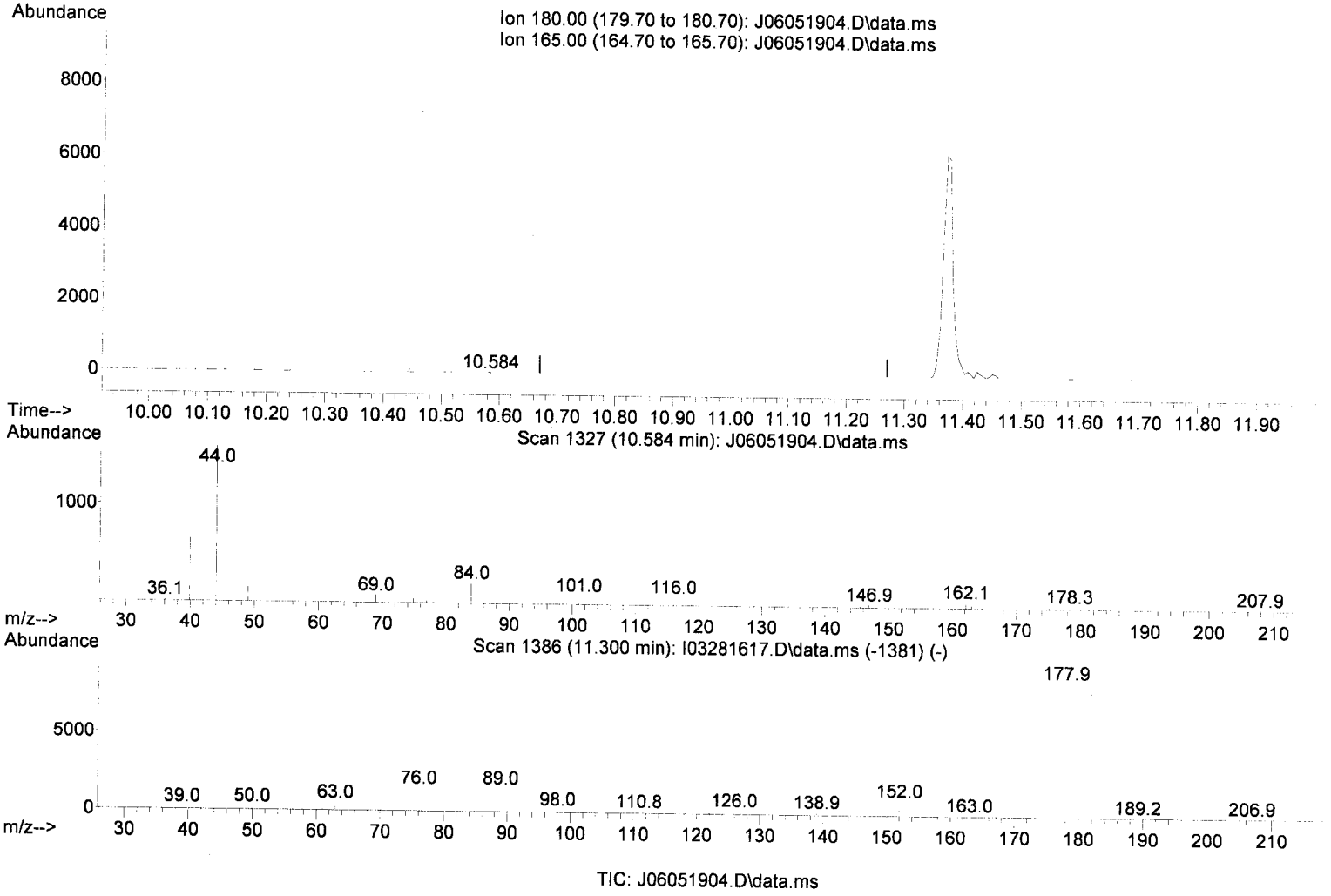

TIC: J06051904.D\data.ms

(26) C-1 Fluorenes (T)

10.584min (-0.386) 0.00 ng/ml m

response 0

Ion	Exp%	Act%
180.00	100.00	0.00
165.00	135.60	0.00#
0.00	0.00	0.00
0.00	0.00	0.00

Quantitation Report (Qedit)

Data Path : T:\data\2019-06\9F05024\homolog\
Data File : J06051904.D
Acq On : 5 Jun 2019 9:43 am
Operator : JK/ AMS/ DTH
Sample : 9F05024-CCB1
Misc : 1x, DCM + ISTD
ALS Vial : 4 Sample Multiplier: 1
DataAcq Meth:SV10_AQUISITION.M

Quant Time: Jun 05 10:23:52 2019
Quant Method : T:\methods\SV10_041519_HOMOLOG.M
Quant Title : EPA 8270D: Semivolatile Organics
QLast Update : Tue Apr 16 09:29:20 2019
Response via : Initial Calibration
InstName : SV-GCMS10

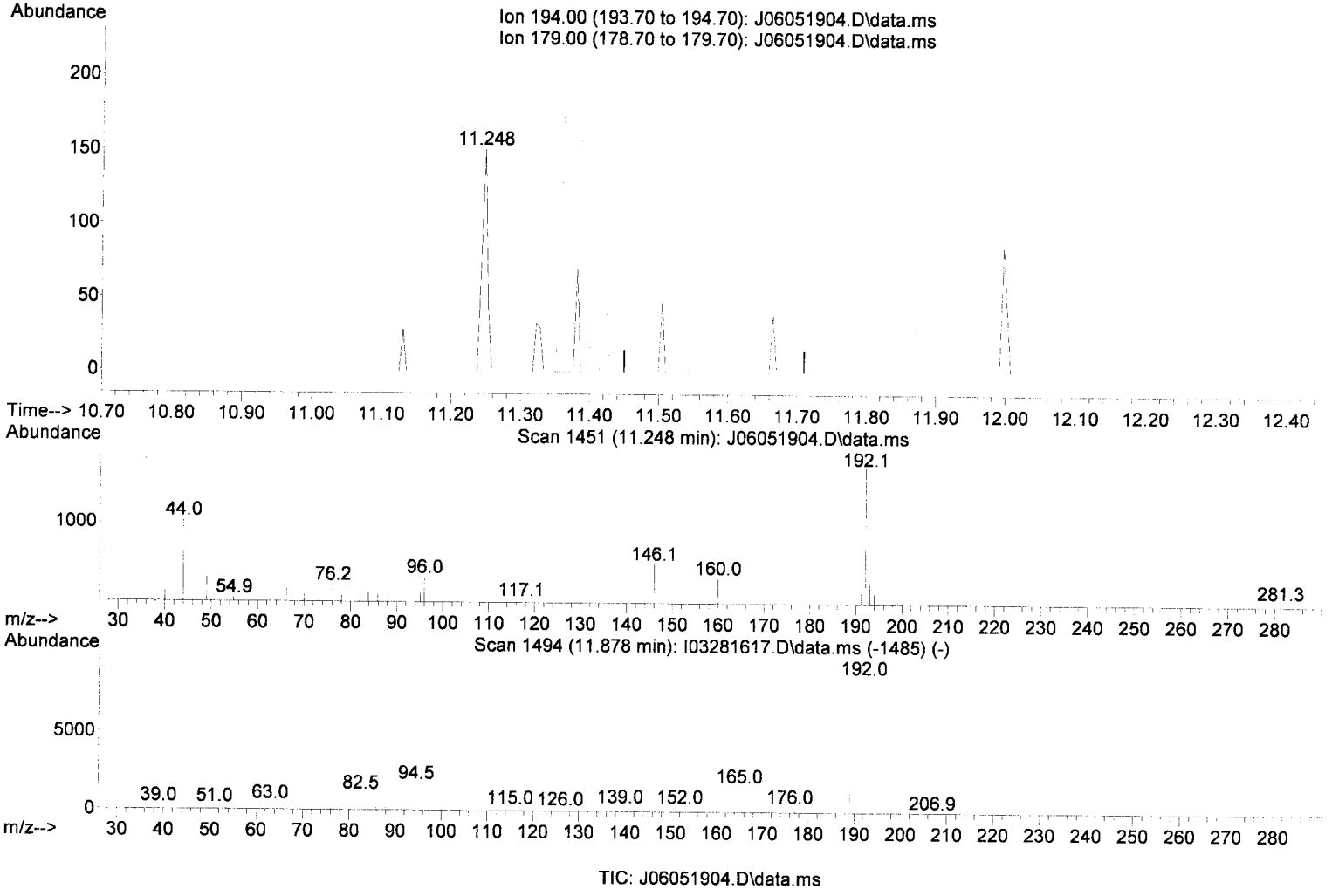

TIC: J06051904.D\data.ms

(27) C-2 Fluorenes (T)

11.248min (-0.332) 0.48 ng/ml m

response 154

Ion	Exp%	Act%
194.00	100.00	100.00
179.00	50.00	0.00#
0.00	0.00	0.00
0.00	0.00	0.00

Quantitation Report (Qedit)

Data Path : T:\data\2019-06\9F05024\homolog\
Data File : J06051904.D
Acq On : 5 Jun 2019 9:43 am
Operator : JK/ AMS/ DTH
Sample : 9F05024-CCB1
Misc : 1x, DCM + ISTD
ALS Vial : 4 Sample Multiplier: 1
DataAcq Meth:SV10_AQUISITION.M

Quant Time: Jun 05 10:23:52 2019
Quant Method : T:\methods\SV10_041519_HOMOLOG.M
Quant Title : EPA 8270D: Semivolatile Organics
QLast Update : Tue Apr 16 09:29:20 2019
Response via : Initial Calibration
InstName : SV-GCMS10

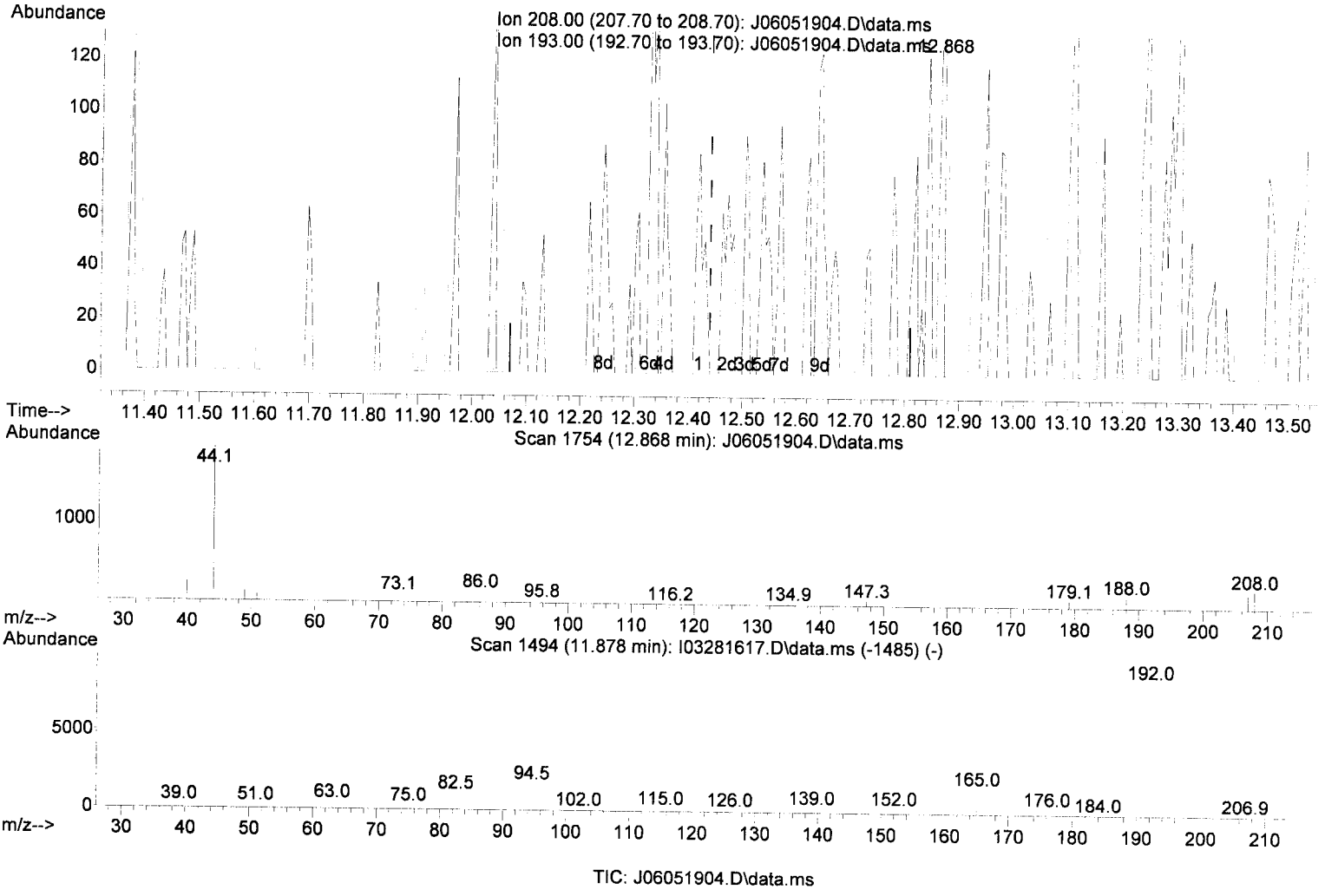

TIC: J06051904.D\data.ms

(28) C-3 Fluorenes (T)

12.868min (+ 0.428) 4.77 ng/ml m

response 1546

Ion	Exp%	Act%
208.00	100.00	100.00
193.00	0.00	0.00
0.00	0.00	0.00
0.00	0.00	0.00

Quantitation Report (Qedit)

Data Path : T:\data\2019-06\9F05024\homolog\
Data File : J06051904.D
Acq On : 5 Jun 2019 9:43 am
Operator : JK/ AMS/ DTH
Sample : 9F05024-CCB1
Misc : 1x, DCM + ISTD
ALS Vial : 4 Sample Multiplier: 1
DataAcq Meth:SV10_AQUISITION.M

Quant Time: Jun 05 10:23:52 2019
Quant Method : T:\methods\SV10_041519_HOMOLOG.M
Quant Title : EPA 8270D: Semivolatile Organics
QLast Update : Tue Apr 16 09:29:20 2019
Response via : Initial Calibration
InstName : SV-GCMS10

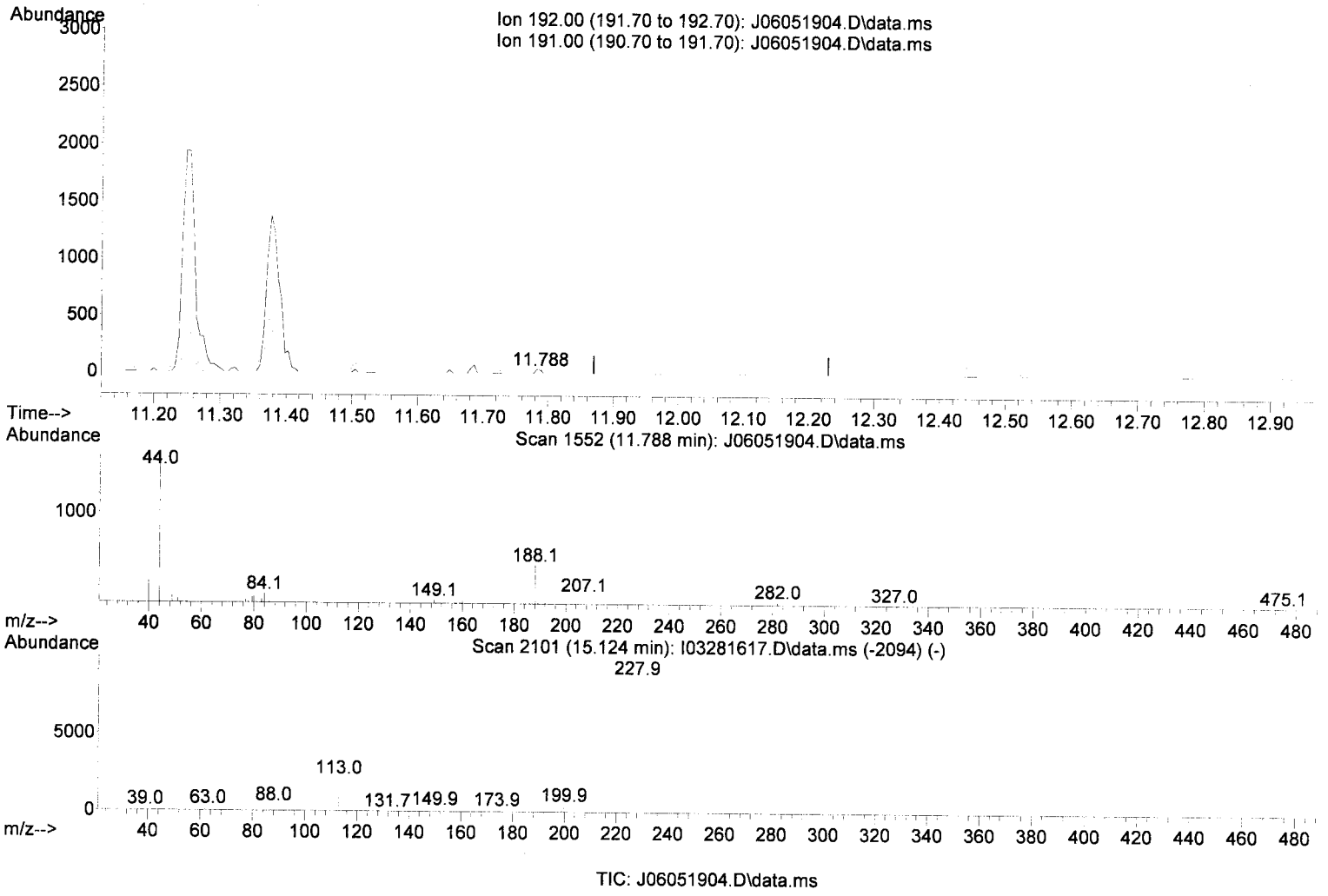

TIC: J06051904.D\data.ms

(38) C-1 Phenanthrene/anthracene (T)

11.788min (-0.262) 0.00 ng/ml m

response 0

Ion	Exp%	Act%
192.00	100.00	0.00
191.00	0.00	0.00
0.00	0.00	0.00
0.00	0.00	0.00

Quantitation Report (Qedit)

Data Path : T:\data\2019-06\9F05024\homolog\
Data File : J06051904.D
Acq On : 5 Jun 2019 9:43 am
Operator : JK/ AMS/ DTH
Sample : 9F05024-CCB1
Misc : 1x, DCM + ISTD
ALS Vial : 4 Sample Multiplier: 1
DataAcq Meth:SV10_AQUISITION.M

Quant Time: Jun 05 10:23:52 2019
Quant Method : T:\methods\SV10_041519_HOMOLOG.M
Quant Title : EPA 8270D: Semivolatile Organics
QLast Update : Tue Apr 16 09:29:20 2019
Response via : Initial Calibration
InstName : SV-GCMS10

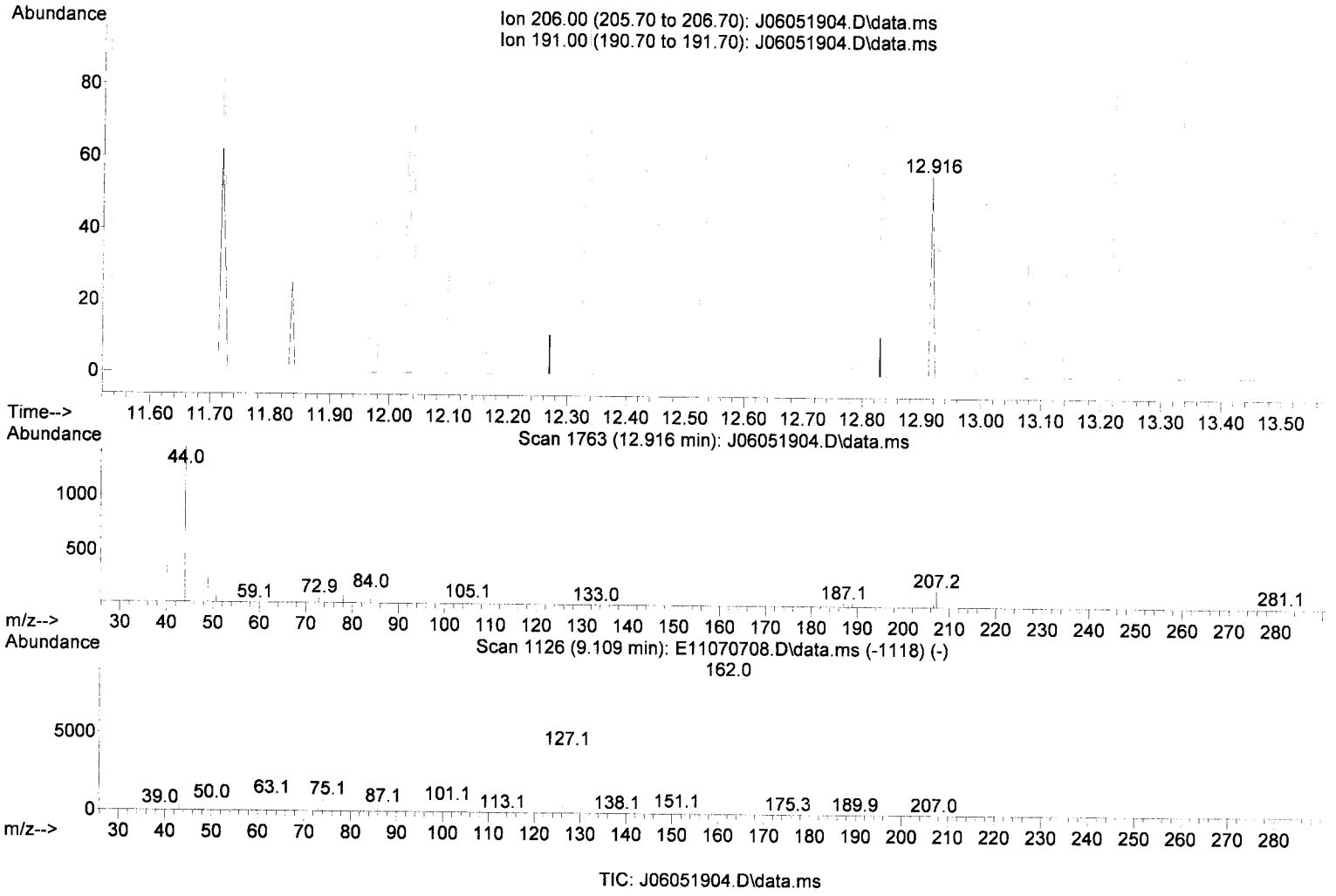

TIC: J06051904.D\data.ms

(39) C-2 Phenanthrene/anthracene (T)

12.916min (+ 0.366) 0.06 ng/ml m

response 18

Ion	Exp%	Act%
206.00	100.00	100.00
191.00	50.00	0.00#
0.00	0.00	0.00
0.00	0.00	0.00

Quantitation Report (Qedit)

Data Path : T:\data\2019-06\9F05024\homolog\
Data File : J06051904.D
Acq On : 5 Jun 2019 9:43 am
Operator : JK/ AMS/ DTH
Sample : 9F05024-CCB1
Misc : 1x, DCM + ISTD
ALS Vial : 4 Sample Multiplier: 1
DataAcq Meth:SV10_AQUISITION.M

Quant Time: Jun 05 10:23:52 2019
Quant Method : T:\methods\SV10_041519_HOMOLOG.M
Quant Title : EPA 8270D: Semivolatile Organics
QLast Update : Tue Apr 16 09:29:20 2019
Response via : Initial Calibration
InstName : SV-GCMS10

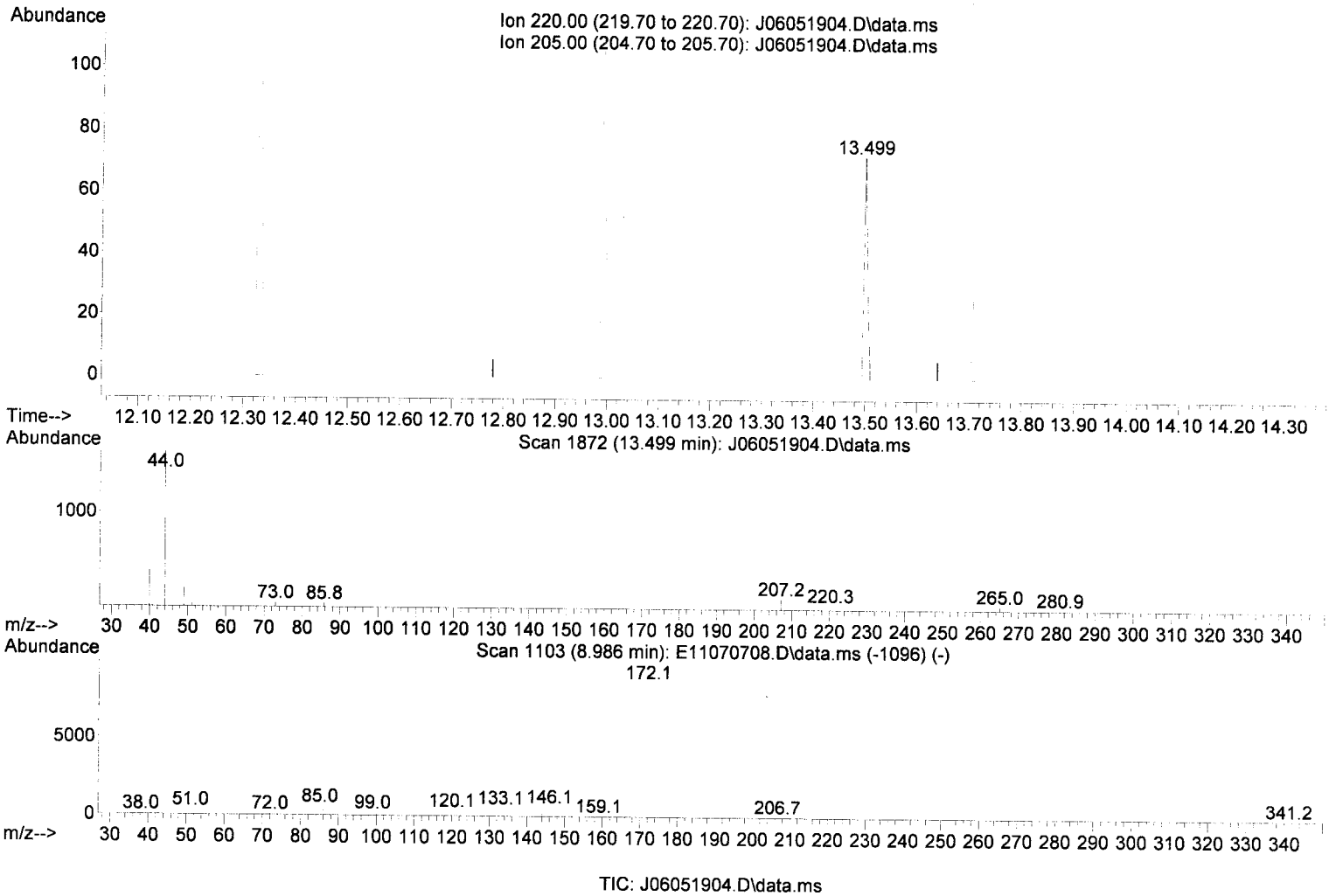

TIC: J06051904.D\data.ms

(40) C-3 Phenanthrene/anthracene (T)

13.499min (+ 0.289) 0.11 ng/ml m

response 32

Ion	Exp%	Act%
220.00	100.00	100.00
205.00	0.00	0.00
0.00	0.00	0.00
0.00	0.00	0.00

Quantitation Report (Qedit)

Data Path : T:\data\2019-06\9F05024\homolog\
Data File : J06051904.D
Acq On : 5 Jun 2019 9:43 am
Operator : JK/ AMS/ DTH
Sample : 9F05024-CCB1
Misc : 1x, DCM + ISTD
ALS Vial : 4 Sample Multiplier: 1
DataAcq Meth:SV10_AQUISITION.M

Quant Time: Jun 05 10:23:52 2019
Quant Method : T:\methods\SV10_041519_HOMOLOG.M
Quant Title : EPA 8270D: Semivolatile Organics
QLast Update : Tue Apr 16 09:29:20 2019
Response via : Initial Calibration
InstName : SV-GCMS10

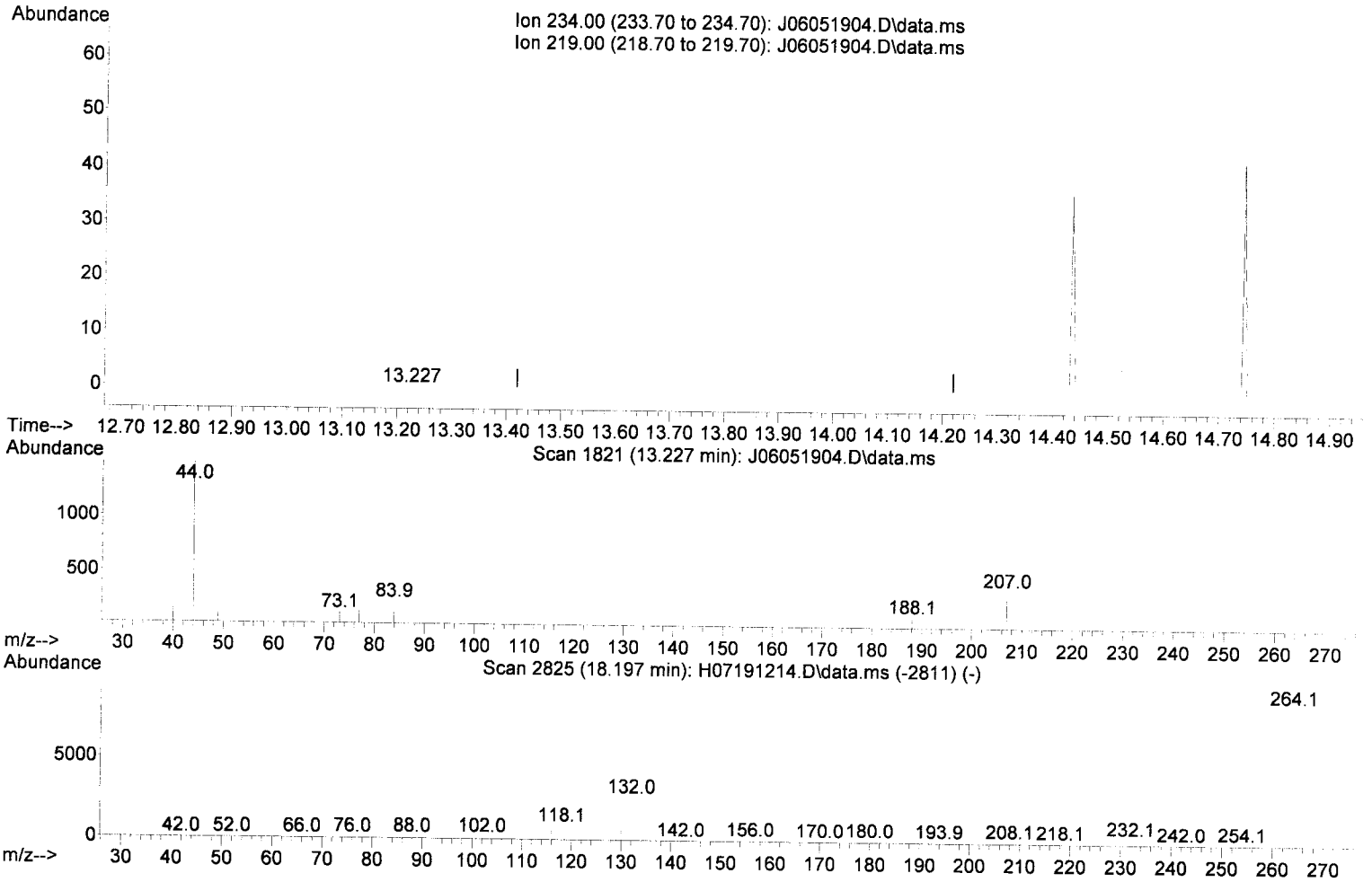

TIC: J06051904.D\data.ms

(41) C-4 Phenanthrene/anthracene (T)

13.227min (-0.643) 0.00 ng/ml m

response 0

Ion	Exp%	Act%
234.00	100.00	0.00
219.00	50.00	0.00#
0.00	0.00	0.00
0.00	0.00	0.00

Quantitation Report (Qedit)

Data Path : T:\data\2019-06\9F05024\homolog\
Data File : J06051904.D
Acq On : 5 Jun 2019 9:43 am
Operator : JK/ AMS/ DTH
Sample : 9F05024-CCB1
Misc : 1x, DCM + ISTD
ALS Vial : 4 Sample Multiplier: 1
DataAcq Meth:SV10_AQUISITION.M

Quant Time: Jun 05 10:23:52 2019
Quant Method : T:\methods\SV10_041519_HOMOLOG.M
Quant Title : EPA 8270D: Semivolatile Organics
QLast Update : Tue Apr 16 09:29:20 2019
Response via : Initial Calibration
InstName : SV-GCMS10

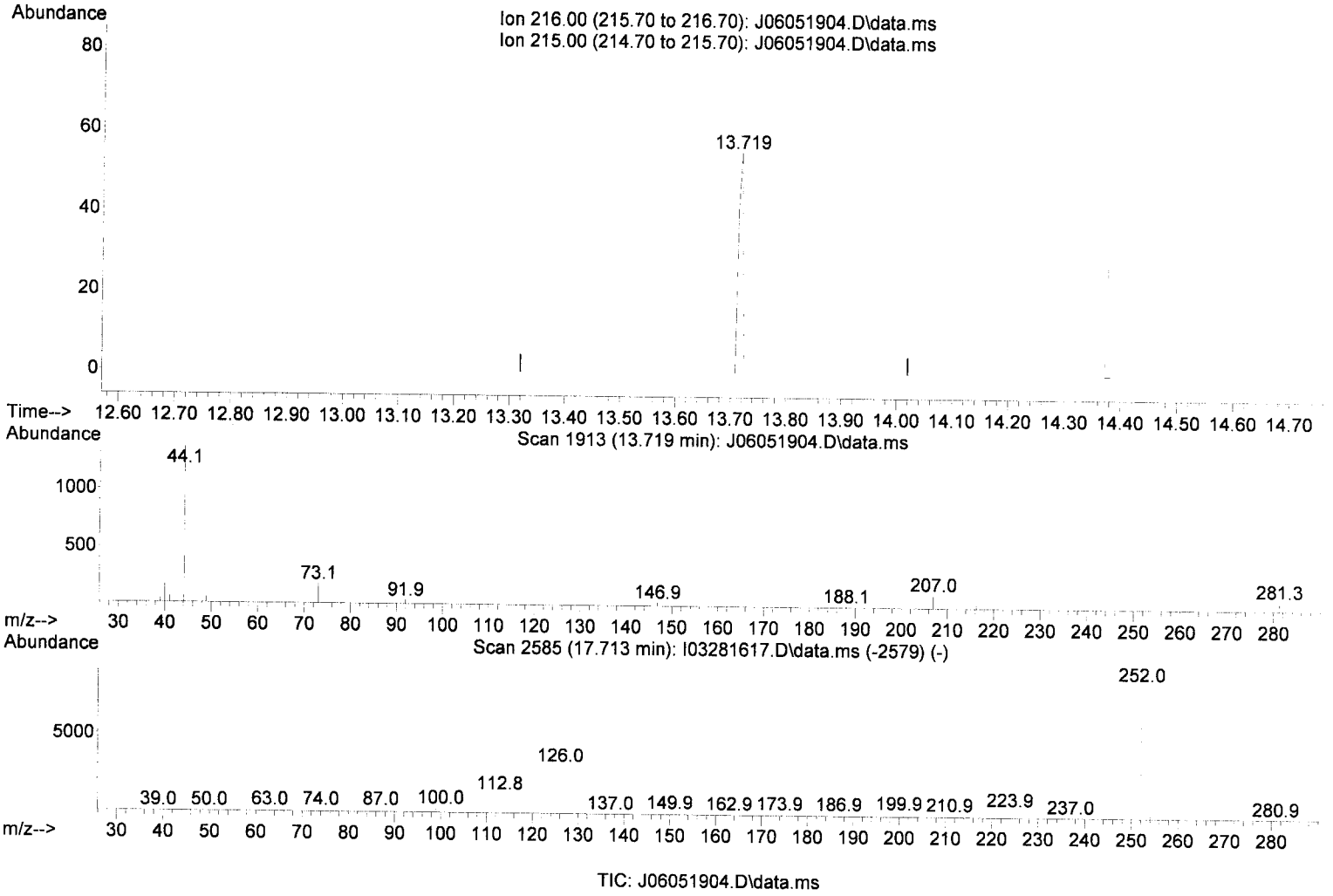

TIC: J06051904.D\data.ms

(45) C-1 Fluoranthene/pyrenes (T)

13.719min (+ 0.049) 0.08 ng/ml m

response 31

Ion	Exp%	Act%
216.00	100.00	100.00
215.00	0.00	0.00
0.00	0.00	0.00
0.00	0.00	0.00

Quantitation Report (Qedit)

Data Path : T:\data\2019-06\9F05024\homolog\
Data File : J06051904.D
Acq On : 5 Jun 2019 9:43 am
Operator : JK/ AMS/ DTH
Sample : 9F05024-CCB1
Misc : 1x, DCM + ISTD
ALS Vial : 4 Sample Multiplier: 1
DataAcq Meth:SV10_AQUISITION.M

Quant Time: Jun 05 10:23:52 2019
Quant Method : T:\methods\SV10_041519_HOMOLOG.M
Quant Title : EPA 8270D: Semivolatile Organics
QLast Update : Tue Apr 16 09:29:20 2019
Response via : Initial Calibration
InstName : SV-GCMS10

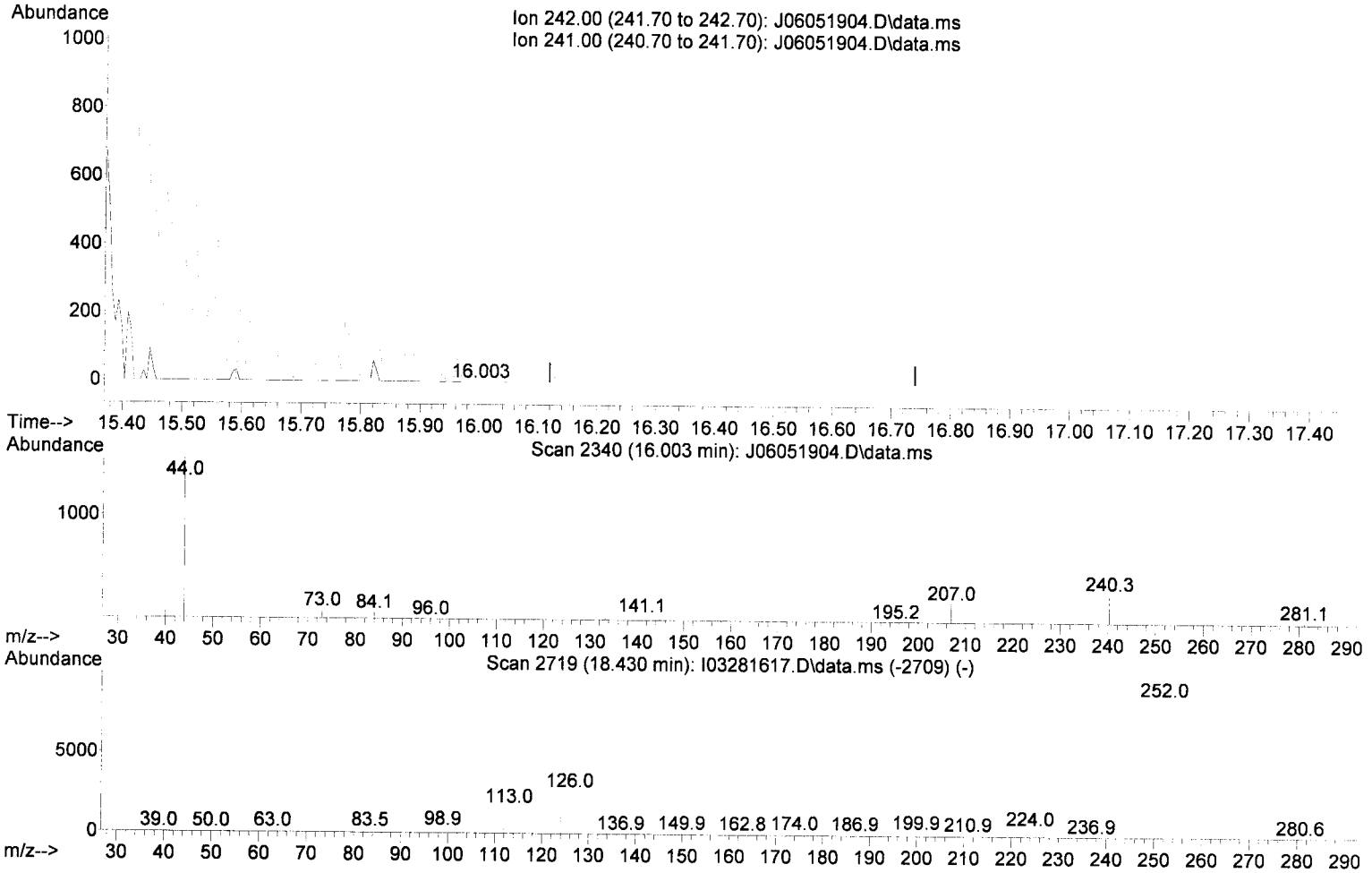

TIC: J06051904.D\data.ms

(49) C-1 Benz(a)anthracene/Chrysenes (T)

16.003min (-0.377) 0.00 ng/ml m

response 0

Ion	Exp%	Act%
242.00	100.00	0.00
241.00	0.00	0.00
0.00	0.00	0.00
0.00	0.00	0.00

Quantitation Report (Qedit)

Data Path : T:\data\2019-06\9F05024\homolog\
Data File : J06051904.D
Acq On : 5 Jun 2019 9:43 am
Operator : JK/ AMS/ DTH
Sample : 9F05024-CCB1
Misc : 1x, DCM + ISTD
ALS Vial : 4 Sample Multiplier: 1
DataAcq Meth:SV10_AQUISITION.M

Quant Time: Jun 05 10:23:52 2019
Quant Method : T:\methods\SV10_041519_HOMOLOG.M
Quant Title : EPA 8270D: Semivolatile Organics
QLast Update : Tue Apr 16 09:29:20 2019
Response via : Initial Calibration
InstName : SV-GCMS10

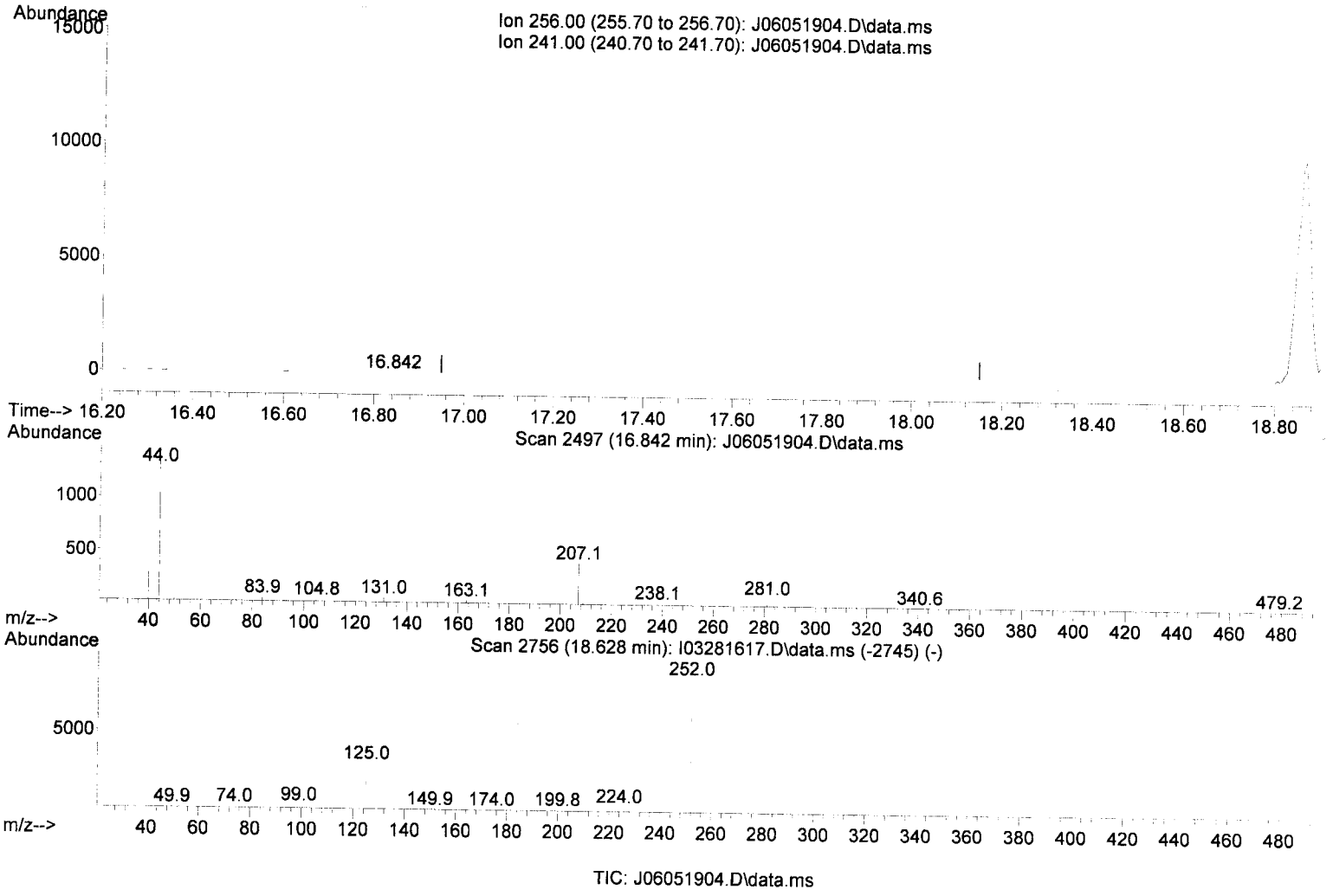

TIC: J06051904.D\data.ms

(50) C-2 Benz(a)anthracene/Chrysenes (T)

16.842min (-0.708) 0.00 ng/ml m

response 0

Ion	Exp%	Act%
256.00	100.00	0.00
241.00	50.00	0.00#
0.00	0.00	0.00
0.00	0.00	0.00

Quantitation Report (Qedit)

Data Path : T:\data\2019-06\9F05024\homolog\
Data File : J06051904.D
Acq On : 5 Jun 2019 9:43 am
Operator : JK/ AMS/ DTH
Sample : 9F05024-CCB1
Misc : 1x, DCM + ISTD
ALS Vial : 4 Sample Multiplier: 1
DataAcq Meth:SV10_AQUISITION.M

Quant Time: Jun 05 10:23:52 2019
Quant Method : T:\methods\SV10_041519_HOMOLOG.M
Quant Title : EPA 8270D: Semivolatile Organics
QLast Update : Tue Apr 16 09:29:20 2019
Response via : Initial Calibration
InstName : SV-GCMS10

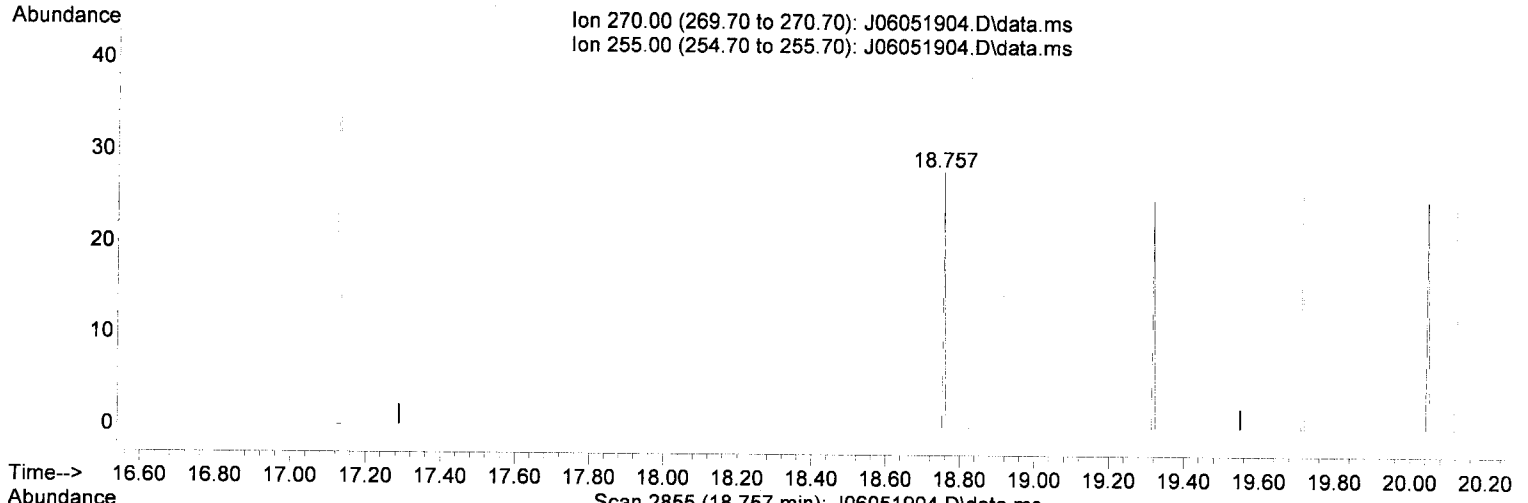



TIC: J06051904.D\data.ms

(51) C-3 Benz(a)anthracene/Chrysenes (T)

18.757min (+ 0.337) 0.05 ng/ml m

response 17

Ion	Exp%	Act%
270.00	100.00	100.00
255.00	50.00	0.00#
0.00	0.00	0.00
0.00	0.00	0.00

Quantitation Report (Qedit)

Data Path : T:\data\2019-06\9F05024\homolog\
Data File : J06051904.D
Acq On : 5 Jun 2019 9:43 am
Operator : JK/ AMS/ DTH
Sample : 9F05024-CCB1
Misc : 1x, DCM + ISTD
ALS Vial : 4 Sample Multiplier: 1
DataAcq Meth:SV10_AQUISITION.M

Quant Time: Jun 05 10:23:52 2019
Quant Method : T:\methods\SV10_041519_HOMOLOG.M
Quant Title : EPA 8270D: Semivolatile Organics
QLast Update : Tue Apr 16 09:29:20 2019
Response via : Initial Calibration
InstName : SV-GCMS10

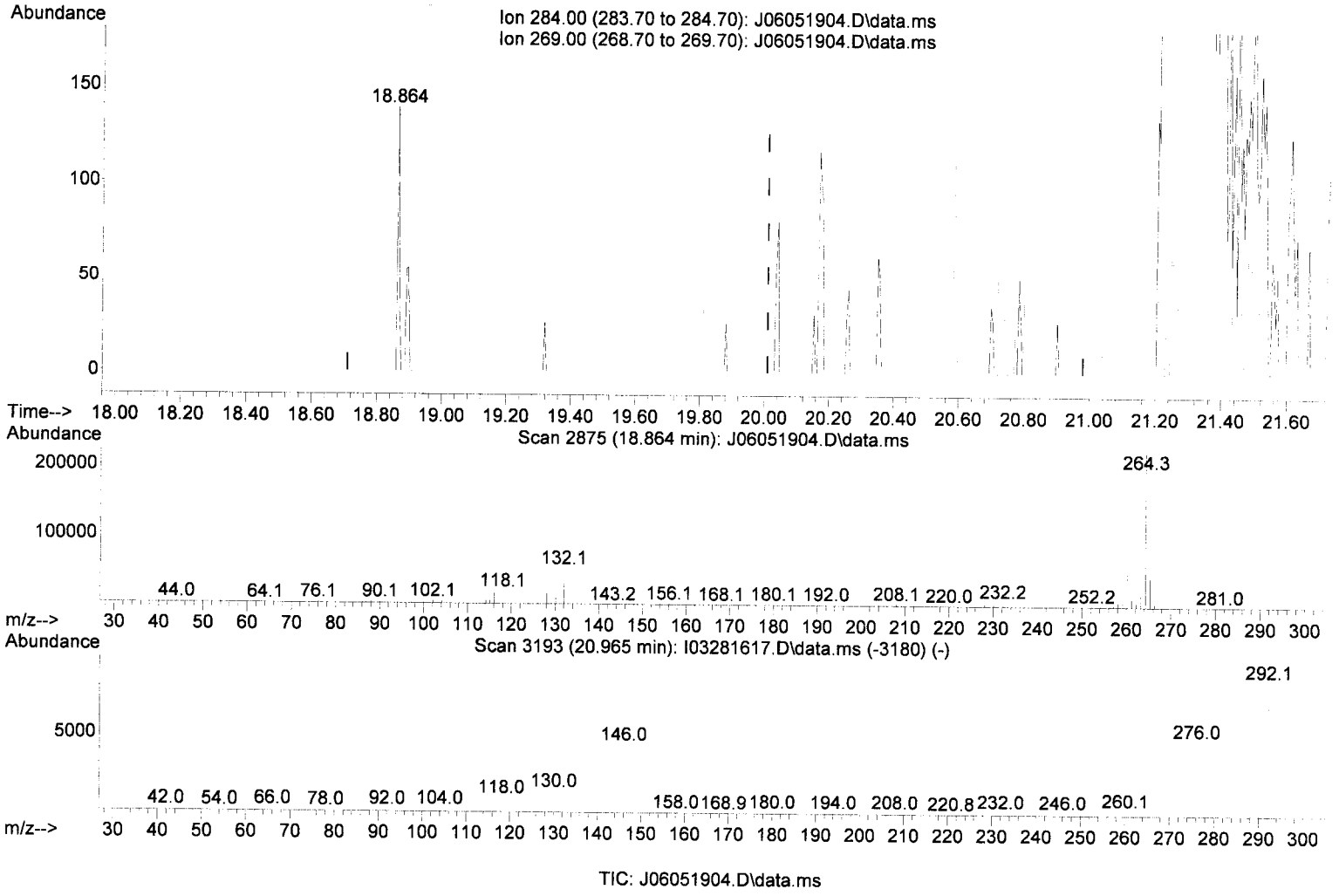

TIC: J06051904.D\data.ms

(52) C-4 Benz(a)anthracene/Chrysenes

18.864min (-1.146) 1.17 ng/ml m

response 371

Ion	Exp%	Act%
284.00	100.00	100.00
269.00	0.00	0.00
0.00	0.00	0.00
0.00	0.00	0.00

Data Path : T:\data\2019-06\9F05024\homolog\
Data File : J06051904.D
Acq On : 5 Jun 2019 9:43 am
Operator : JK/ AMS/ DTH
Sample : 9F05024-CCB1
Misc : 1x, DCM + ISTD
ALS Vial : 4 Sample Multiplier: 1
DataAcq Meth:SV10_AQUISITION.M

Quant Time: Jun 05 10:25:20 2019
Quant Method : T:\methods\SV10_041519_HOMOLOG.M
Quant Title : EPA 8270D: Semivolatile Organics
QLast Update : Tue Apr 16 09:29:20 2019
Response via : Initial Calibration
InstName : SV-GCMS10



Data Path : T:\data\2019-06\9F05024\
Data File : J06051912.D
Acq On : 5 Jun 2019 2:34 pm
Operator : JK/ AMS/ DTH
Sample : 9060602-BLK1
Misc : 1x, 8270D LL PAH
ALS Vial : 12 Sample Multiplier: 1
DataAcq Meth:SV10_AQUISITION.M

AMS 6/5/19

Quant Time: Jun 05 15:10:04 2019
Quant Method : T:\methods\SV10_041219R1.M
Quant Title : EPA 8270D: Semivolatile Organics
QLast Update : Tue May 21 11:13:18 2019
Response via : Initial Calibration
InstName : SV-GCMS10

Compound	R.T.	QIon	Response	Conc Units	Dev(Min)
Internal Standards					
1) 1,4-Dichlorobenzene-d4...	6.803	152	167873	2000.00 ng/ml	0.00
21) Naphthalene-d8 (ISTD)	8.076	136	905272	2000.00 ng/ml	0.00
35) Acenaphthene-d10 (ISTD)	9.857	162	434527	2000.00 ng/ml	0.00
64) Phenanthrene-d10 (ISTD)	11.371	188	701002	2000.00 ng/ml	0.00
78) Chrysene-d12 (ISTD)	15.340	240	569762	2000.00 ng/ml	-0.01
86) Perylene-d12 (ISTD)	18.859	264	474522	2000.00 ng/ml	-0.01
94) Dibenz(a,h)Anthrcene-d...	21.250	292	421107	2000.00 ng/ml	-0.01
System Monitoring Compounds					
4) 2-Fluorophenol (Surr)	5.541	112	203656	1866.17 ng/ml	0.00
5) Phenol-d6(Surr)	6.455	99	319116	2273.28 ng/ml	0.00
19) Nitrobenzene-d5 (Surr)	7.354	82	298488	2345.22 ng/ml	0.00
40) 2-Fluorobiphenyl (Surr)	9.156	172	582685	1900.57 ng/ml	0.00
67) 2,4,6-Tribromophenol (...	10.659	330	62176	1787.70 ng/ml	0.00
79) Terphenyl-d14 (Surr)	13.232	244	644376	2402.60 ng/ml	0.00
Target Compounds					Qvalue
2) N-Nitrosodimethylamine	4.086	74	71	N.D.	
3) Pyridine	4.145	79	638m	4.73 ng/ml#	
6) Phenol	6.477	94	1779	20.95 ng/ml#	1
7) Aniline	6.488	93	66	N.D.	
8) Bis(2-chloroethyl) ether	6.525	93	621	4.37 ng/ml#	38
9) 2-Chlorophenol	6.611	128	81	N.D.	
10) 1,3-Dichlorobenzene	0.000		0	N.D.	
11) 1,4-Dichlorobenzene	0.000		0	N.D.	
12) Benzyl alcohol	0.000		0	N.D.	
13) 1,2-Dichlorobenzene	0.000		0	N.D.	
14) 2-Methylphenol	7.001	107	82	N.D.	
15) 2,2'-Oxybis(1-Chloropr...	7.054	45	194	N.D.	
16) N-Nitrosodi-n-propylamine	7.194	70	150	N.D.	
17) 3+4-Methylphenol	7.247	107	509	13.99 ng/ml#	31
18) Hexachloroethane	0.000		0	N.D.	
20) Nitrobenzene	7.354	77	1182	9.90 ng/ml#	24
22) Isophorone	7.611	82	212	N.D.	
23) 2-Nitrophenol	0.000		0	N.D.	
24) 2,4-Dimethylphenol	7.761	122	75	25.89 ng/ml#	4
25) Bis(2-chloroethoxy) me...	7.798	93	137	N.D.	
26) Benzoic acid	7.782	105	135	753.63 ng/ml#	29
27) 2,4-Dichlorophenol	0.000		0	N.D.	
28) 1,2,4-Trichlorobenzene	0.000		0	N.D.	
29) Naphthalene	8.092	128	964	N.D.	
30) 4-Chloroaniline	8.076	127	84	14.99 ng/ml#	1
31) Hexachlorobutadiene	0.000		0	N.D.	
32) 4-Chloro-3-methylphenol	8.643	107	226	65.27 ng/ml#	1
33) 2-Methylnaphthalene	8.798	142	327	N.D.	
34) 1-Methylnaphthalene	8.905	142	216	N.D.	
36) Hexachlorocyclopentadiene	0.000		0	N.D.	
37) 2,4,6-Trichlorophenol	0.000		0	N.D.	
38) 2,4,5-Trichlorophenol	0.000		0	N.D.	
39) 1,1'-Biphenyl	9.263	154	1218	3.46 ng/ml	77
41) 2-Chloronaphthalene	0.000		0	N.D.	
42) 2-Nitroaniline	0.000		0	N.D.	
43) 2,6-Dimethylnaphthalene	9.435	156	175	N.D.	

Data Path : T:\data\2019-06\9F05024\
Data File : J06051912.D
Acq On : 5 Jun 2019 2:34 pm
Operator : JK/ AMS/ DTH
Sample : 9060602-BLK1
Misc : 1x, 8270D LL PAH
ALS Vial : 12 Sample Multiplier: 1
DataAcq Meth:SV10_AQUISITION.M

Quant Time: Jun 05 15:10:04 2019
Quant Method : T:\methods\SV10_041219R1.M
Quant Title : EPA 8270D: Semivolatile Organics
QLast Update : Tue May 21 11:13:18 2019
Response via : Initial Calibration
InstName : SV-GCMS10

Compound	R.T.	QIon	Response	Conc Units	Dev(Min)
44) 1,4-Dinitrobenzene	0.000		0	N.D.	
45) Dimethyl phthalate	9.568	163	117	N.D.	
46) 1,3-Dinitrobenzene	0.000		0	N.D.	
47) 2,6-Dinitrotoluene	0.000		0	N.D.	
48) 1,2-Dinitrobenzene	0.000		0	N.D.	
49) Acenaphthylene	9.723	152	51	N.D.	
50) 3-Nitroaniline	0.000		0	N.D.	
51) Acenaphthene	9.889	153	263	N.D.	
52) 2,4-Dinitrophenol	0.000		0	N.D.	
53) 4-Nitrophenol	0.000		0	N.D.	
54) 2,4-Dinitrotoluene	10.028	165	344	64.31 ng/ml#	39
55) Dibenzofuran	10.071	168	205	N.D.	
56) 2,3,5,6-Tetrachlorophenol	0.000		0	N.D.	
57) 2,3,4,6-Tetrachlorophenol	0.000		0	N.D.	
58) Diethyl phthalate	10.274	149	832	2.88 ng/ml	71
59) 2,3,5-Trimethylnaphtha...	10.194	170	54	N.D.	
60) Fluorene	10.424	166	161	N.D.	
61) 4-Chlorophenyl phenyl ...	0.000		0	N.D.	
62) 4-Nitroaniline	0.000		0	N.D.	
63) 4,6-Dinitro-2-methylph...	0.000		0	N.D.	
65) N-Nitrosodiphenylamine	10.569	169	115	N.D.	
66) Azobenzene (1,2-DPH)	10.574	77	473	N.D.	
68) 4-Bromophenyl phenyl e...	0.000		0	N.D.	
69) Hexachlorobenzene	0.000		0	N.D.	
70) Pentachlorophenol (PCP)	0.000		0	N.D.	
71) Phenanthrene	11.392	178	1283	3.37 ng/ml	81
72) Anthracene	11.467	178	316	N.D.	
73) Carbazole	0.000		0	N.D.	
74) Di-n-butyl phthalate	11.943	149	1727	4.03 ng/ml	88
75) Fluoranthene	12.713	202	1010	2.66 ng/ml	86
76) Benzidine	0.000		0	N.D.	
77) Pyrene	13.029	202	845	N.D.	
80) Butyl benzyl phthalate	14.104	149	552	32.58 ng/ml	67
81) Bis(2-ethylhexyl) adipate	14.264	129	1445	8.90 ng/ml	87
82) 3,3-Dichlorobenzidine	15.302	252	134	Below Cal #	52
83) Benz(a)anthracene	15.318	228	702	N.D.	
84) Chrysene	15.393	228	234	N.D.	
85) Bis(2-ethylhexyl) phth...	15.457	149	3004	12.55 ng/ml	86
87) Di-n-octyl phthalate	17.131	149	108	66.54 ng/ml#	1
88) Benzo(b)fluoranthene	17.934	252	463	10.56 ng/ml	54
89) Benzo(k)fluoranthene	18.003	252	80	10.70 ng/ml	53
90) Benzo(b+k)fluoranthene	18.003	252	627	19.32 ng/ml	53
91) Benzo(e)pyrene	18.570	252	210	N.D.	
92) Benzo(a)pyrene	18.725	252	151	11.02 ng/ml	59
93) Perylene	18.859	252	1817	7.54 ng/ml	62
95) Indeno(1,2,3-cd)pyrene	21.250	276	253	N.D.	
96) Dibenz(a,h)anthracene	21.244	278	64	N.D.	
97) Benzo(g,h,i)perylene	21.827	276	57	N.D.	

(#) = qualifier out of range (m) = manual integration (+) = signals summed

Data Path : T:\data\2019-06\9F05024\
Data File : J06051912.D
Acq On : 5 Jun 2019 2:34 pm
Operator : JK/ AMS/ DTH
Sample : 9060602-BLK1
Misc : 1x, 8270D LL PAH
ALS Vial : 12 Sample Multiplier: 1
DataAcq Meth:SV10_AQUISITION.M

Quant Time: Jun 05 15:10:04 2019
Quant Method : T:\methods\SV10_041219R1.M
Quant Title : EPA 8270D: Semivolatile Organics
QLast Update : Tue May 21 11:13:18 2019
Response via : Initial Calibration
InstName : SV-GCMS10



Data Path : T:\data\2019-06\9F05024\
Data File : J06051913.D
Acq On : 5 Jun 2019 3:11 pm
Operator : JK/ AMS/ DTH
Sample : 9060602-BS1@4
Misc : 4x, 8270D LL PAH
ALS Vial : 13 Sample Multiplier: 1
DataAcq Meth:SV10_AQUISITION.M

AMS 6/5/19

Quant Time: Jun 05 15:39:00 2019
Quant Method : T:\methods\SV10_041219R1.M
Quant Title : EPA 8270D: Semivolatile Organics
QLast Update : Tue May 21 11:13:18 2019
Response via : Initial Calibration
InstName : SV-GCMS10

Compound	R.T.	QIon	Response	Conc Units	Dev(Min)
Internal Standards					
1) 1,4-Dichlorobenzene-d4...	6.803	152	187789	2000.00 ng/ml	0.00
21) Naphthalene-d8 (ISTD)	8.076	136	918197	2000.00 ng/ml	0.00
35) Acenaphthene-d10 (ISTD)	9.857	162	435604	2000.00 ng/ml	0.00
64) Phenanthrene-d10 (ISTD)	11.371	188	720595	2000.00 ng/ml	0.00
78) Chrysene-d12 (ISTD)	15.345	240	567014	2000.00 ng/ml	0.00
86) Perylene-d12 (ISTD)	18.859	264	486642	2000.00 ng/ml	-0.01
94) Dibenz(a,h)Anthrcene-d...	21.250	292	439368	2000.00 ng/ml	-0.01
System Monitoring Compounds					
4) 2-Fluorophenol (Surr)	5.546	112	52222	427.78 ng/ml	0.00
5) Phenol-d6(Surr)	6.455	99	89989	573.07 ng/ml	0.00
19) Nitrobenzene-d5 (Surr)	7.348	82	78682	570.24 ng/ml	0.00
40) 2-Fluorobiphenyl (Surr)	9.156	172	159349	518.47 ng/ml	0.00
67) 2,4,6-Tribromophenol (...	10.659	330	17982	521.33 ng/ml	0.00
79) Terphenyl-d14 (Surr)	13.232	244	158495	593.82 ng/ml	0.00
Target Compounds					Qvalue
2) N-Nitrosodimethylamine	4.102	74	64329m	695.21 ng/ml	
3) Pyridine	4.145	79	67565	447.51 ng/ml	91
6) Phenol	6.466	94	167113	954.07 ng/ml	97
7) Aniline	6.482	93	110291	597.37 ng/ml	70
8) Bis(2-chloroethyl) ether	6.530	93	130022	817.76 ng/ml	94
9) 2-Chlorophenol	6.610	128	112032	877.55 ng/ml	95
10) 1,3-Dichlorobenzene	6.749	146	106293	739.96 ng/ml	100
11) 1,4-Dichlorobenzene	6.819	146	107398	749.42 ng/ml	98
12) Benzyl alcohol	6.942	108	67104	898.27 ng/ml	96
13) 1,2-Dichlorobenzene	6.974	146	109019	781.63 ng/ml	97
14) 2-Methylphenol	7.054	107	104632	1058.09 ng/ml	99
15) 2,2'-Oxybis(1-Chloropr...	7.060	45	147545	820.04 ng/ml	90
16) N-Nitrosodi-n-propylamine	7.193	70	99225	953.62 ng/ml	96
17) 3+4-Methylphenol	7.204	107	132648	1016.52 ng/ml	98
18) Hexachloroethane	7.306	201	30330	785.27 ng/ml	98
20) Nitrobenzene	7.370	77	135526	1014.53 ng/ml	96
22) Isophorone	7.600	82	276242	807.78 ng/ml	99
23) 2-Nitrophenol	7.691	139	71610	999.63 ng/ml	93
24) 2,4-Dimethylphenol	7.728	122	109236	779.08 ng/ml	97
25) Bis(2-chloroethoxy) me...	7.808	93	155102	845.63 ng/ml	100
26) Benzoic acid	7.798	105	39730	1197.53 ng/ml	96
27) 2,4-Dichlorophenol	7.937	162	97065	863.58 ng/ml	97
28) 1,2,4-Trichlorobenzene	8.017	180	104474	801.08 ng/ml	98
29) Naphthalene	8.097	128	383584	807.07 ng/ml	100
30) 4-Chloroaniline	8.151	127	95127	635.49 ng/ml	98
31) Hexachlorobutadiene	8.220	225	52666	743.26 ng/ml	98
32) 4-Chloro-3-methylphenol	8.632	107	115327	868.73 ng/ml	96
33) 2-Methylnaphthalene	8.793	142	256653	823.48 ng/ml	98
34) 1-Methylnaphthalene	8.894	142	242524	802.23 ng/ml	97
36) Hexachlorocyclopentadiene	8.958	237	51248	859.46 ng/ml	98
37) 2,4,6-Trichlorophenol	9.081	196	63619	826.48 ng/ml	96
38) 2,4,5-Trichlorophenol	9.124	198	66825	965.81 ng/ml	90
39) 1,1'-Biphenyl	9.263	154	292977	829.70 ng/ml	99
41) 2-Chloronaphthalene	9.290	162	222690	891.78 ng/ml	99
42) 2-Nitroaniline	9.386	138	78213	970.18 ng/ml	96
43) 2,6-Dimethylnaphthalene	9.424	156	217097	838.54 ng/ml	98

Data Path : T:\data\2019-06\9F05024\
Data File : J06051913.D
Acq On : 5 Jun 2019 3:11 pm
Operator : JK/ AMS/ DTH
Sample : 9060602-BS1@4
Misc : 4x, 8270D LL PAH
ALS Vial : 13 Sample Multiplier: 1
DataAcq Meth:SV10_AQUISITION.M

Quant Time: Jun 05 15:39:00 2019
Quant Method : T:\methods\SV10_041219R1.M
Quant Title : EPA 8270D: Semivolatile Organics
QLast Update : Tue May 21 11:13:18 2019
Response via : Initial Calibration
InstName : SV-GCMS10

Compound	R.T.	QIon	Response	Conc	Units	Dev(Min)
44) 1,4-Dinitrobenzene	9.515	168	34223	1168.53	ng/ml	96
45) Dimethyl phthalate	9.557	163	267247	882.03	ng/ml	98
46) 1,3-Dinitrobenzene	9.595	168	39518	1058.15	ng/ml	99
47) 2,6-Dinitrotoluene	9.627	165	59902	939.69	ng/ml	91
48) 1,2-Dinitrobenzene	9.686	168	27499	941.96	ng/ml	88
49) Acenaphthylene	9.713	152	376162	863.27	ng/ml	97
50) 3-Nitroaniline	9.803	138	51528	865.26	ng/ml	99
51) Acenaphthene	9.889	153	233756	834.13	ng/ml	96
52) 2,4-Dinitrophenol	9.910	184	16316	1312.12	ng/ml	91
53) 4-Nitrophenol	9.991	139	27049	683.27	ng/ml	93
54) 2,4-Dinitrotoluene	10.039	165	77370	993.12	ng/ml	92
55) Dibenzofuran	10.060	168	311008	849.47	ng/ml	97
56) 2,3,5,6-Tetrachlorophenol	10.146	232	48580	888.60	ng/ml	99
57) 2,3,4,6-Tetrachlorophenol	10.194	232	51901	872.60	ng/ml	94
58) Diethyl phthalate	10.274	149	269460	931.15	ng/ml	99
59) 2,3,5-Trimethylnaphtha...	10.269	170	200267	865.21	ng/ml	98
60) Fluorene	10.413	166	243850	850.53	ng/ml	98
61) 4-Chlorophenyl phenyl ...	10.403	204	108137	824.22	ng/ml	99
62) 4-Nitroaniline	10.429	138	55092	1005.55	ng/ml	91
63) 4,6-Dinitro-2-methylph...	10.456	198	33820	1478.30	ng/ml	92
65) N-Nitrosodiphenylamine	10.520	169	204493	921.73	ng/ml	99
66) Azobenzene (1,2-DPH)	10.563	77	270096	899.51	ng/ml	94
68) 4-Bromophenyl phenyl e...	10.900	248	59310	836.18	ng/ml	91
69) Hexachlorobenzene	10.986	284	71265	824.02	ng/ml	97
70) Pentachlorophenol (PCP)	11.183	266	27904	732.35	ng/ml	94
71) Phenanthrene	11.397	178	343908	879.53	ng/ml	99
72) Anthracene	11.446	178	343872	902.99	ng/ml	98
73) Carbazole	11.606	167	306280	950.36	ng/ml	99
74) Di-n-butyl phthalate	11.938	149	431401	979.05	ng/ml	99
75) Fluoranthene	12.708	202	367664	942.88	ng/ml	99
76) Benzidine	12.879	184	59971	484.93	ng/ml	97
77) Pyrene	13.018	202	374570	932.13	ng/ml	98
80) Butyl benzyl phthalate	14.093	149	168914	1022.21	ng/ml	99
81) Bis(2-ethylhexyl) adipate	14.264	129	148406	918.53	ng/ml	97
82) 3,3-Dichlorobenzidine	15.280	252	197735	4408.09	ng/ml	100
83) Benz(a)anthracene	15.323	228	305017	985.82	ng/ml	97
84) Chrysene	15.403	228	291586	971.26	ng/ml	100
85) Bis(2-ethylhexyl) phth...	15.457	149	239987	1007.59	ng/ml	99
87) Di-n-octyl phthalate	17.131	149	347470	1036.08	ng/ml	97
88) Benzo(b)fluoranthene	17.933	252	281203	1002.15	ng/ml	96
89) Benzo(k)fluoranthene	18.003	252	285129	1000.20	ng/ml	95
90) Benzo(b+k)fluoranthene	18.003	252	579408	2013.99	ng/ml	95
91) Benzo(e)pyrene	18.591	252	274038	1026.94	ng/ml	97
92) Benzo(a)pyrene	18.714	252	259771	1012.50	ng/ml	98
93) Perylene	18.918	252	260007	1052.55	ng/ml	99
95) Indeno(1,2,3-cd)pyrene	21.260	276	210999	858.44	ng/ml	90
96) Dibenz(a,h)anthracene	21.314	278	216063	982.69	ng/ml	98
97) Benzo(g,h,i)perylene	21.800	276	209830	883.24	ng/ml	99

(#) = qualifier out of range (m) = manual integration (+) = signals summed

Data Path : T:\data\2019-06\9F05024\
Data File : J06051913.D
Acq On : 5 Jun 2019 3:11 pm
Operator : JK/ AMS/ DTH
Sample : 9060602-BS1@4
Misc : 4x, 8270D LL PAH
ALS Vial : 13 Sample Multiplier: 1
DataAcq Meth:SV10_AQUISITION.M

Quant Time: Jun 05 15:39:00 2019
Quant Method : T:\methods\SV10_041219R1.M
Quant Title : EPA 8270D: Semivolatile Organics
QLast Update : Tue May 21 11:13:18 2019
Response via : Initial Calibration
InstName : SV-GCMS10

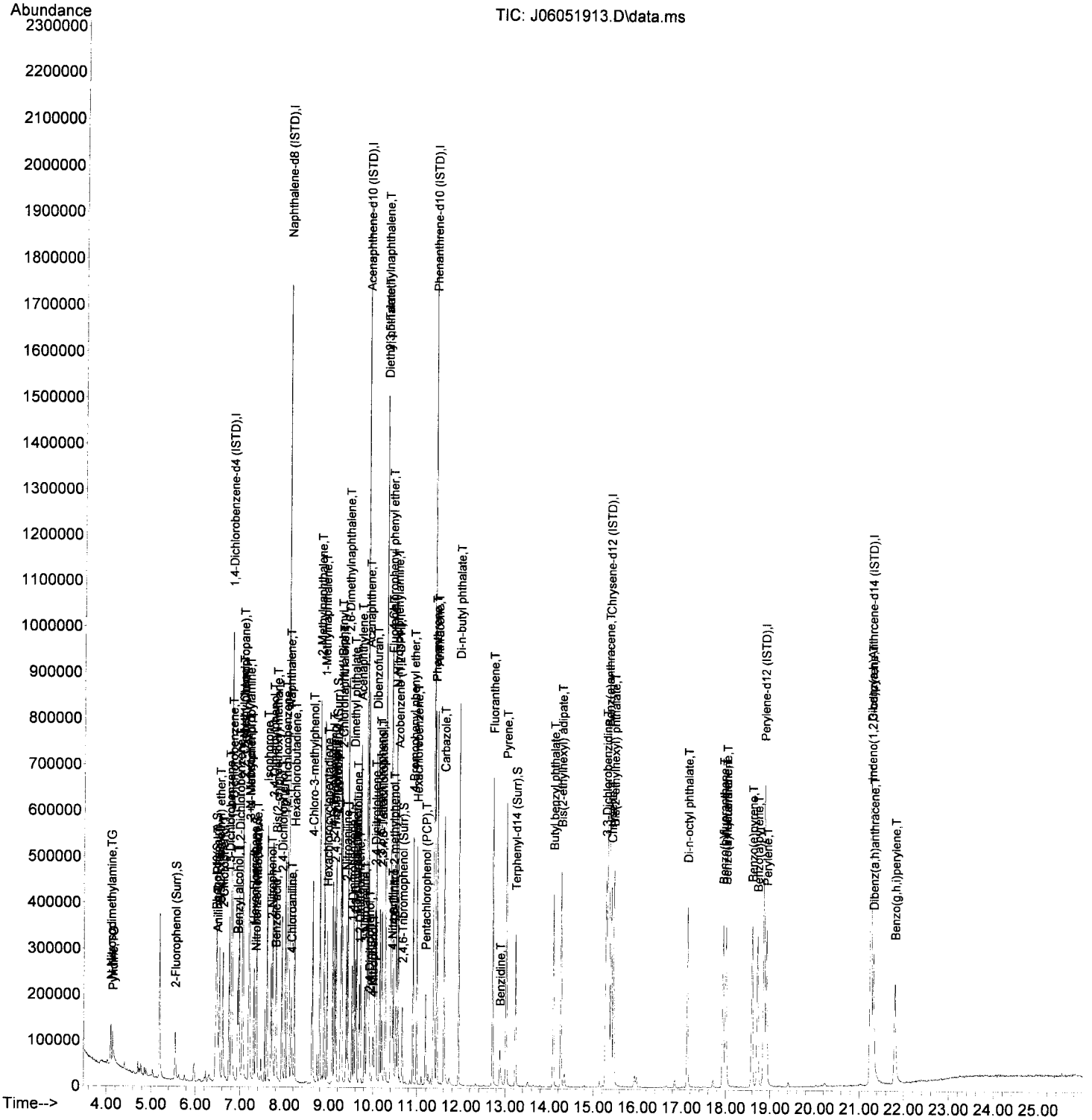

APEX LABORATORIES, LLC
12232 SW Garden Place Tigard OR 97223
phone 503-718-2323
fax 503-718-0333

Semivolatile Organic Compounds (PAHs) by EPA 8270D
Calibration Data

Sequence 9A30046 (Cal ID A9A3103) GCMS5

ELEMENT SEQUENCE LOG

Apex Laboratories

Sequence:	**9A30046**	Instrument:	**SV-GCMS5**
Date:	**01/30/19 16:37**	Calibration:	**A9A3103**

#	Lab Number	Matrix	Analysis	Client	Due	Batch	ISTD ID	STD ID
1	9A30046-TUN1	Water	QC	QC			A18L267	A19A180
2	9A30046-TUN2	Water	QC	QC			A18L267	A19A180
3	9A30046-ICB1	Water	QC	QC			A18L267	
4	9A30046-CAL1	Water	QC	QC			A18L267	A18L327
5	9A30046-CAL2	Water	QC	QC			A18L267	A18L328
6	9A30046-CAL3	Water	QC	QC			A18L267	A18L329
7	9A30046-CAL4	Water	QC	QC			A18L267	A18L330
8	9A30046-CAL5	Water	QC	QC			A18L267	A18L331
9	9A30046-CAL6	Water	QC	QC			A18L267	A18L332
10	9A30046-CAL7	Water	QC	QC			A18L267	A18L333
11	9A30046-CAL8	Water	QC	QC			A18L267	A18L334
12	9A30046-CAL9	Water	QC	QC			A18L267	A18L335
13	9A30046-CALA	Water	QC	QC			A18L267	A18L336
14	9A30046-IBL1	Water	QC	QC			A18L267	
15	9A30046-ICV1	Water	QC	QC			A18L267	A19A013
16	9A30046-IBL2	Water	QC	QC			A18L267	

Data Entered By: 1/31/19

Data Reviewed By: 2/1/19

Comments:

Calibration Status Report SV-GCMS5

Method Path : C:\msdchem\1\METHODS\
Method File : SV5_013019.M
Title : EPA 8270D: Semivolatile Organics
Last Update : Thu Jan 31 10:44:49 2019
Response Via : Initial Calibration

A 9A3103

1/31/19

#	ID	Conc	ISTD Conc	Path\File
1	20	20	2000	C:\msdchem\1\DATA\2019-01\9A30046\E01301914.D
2	50	50	2000	C:\msdchem\1\DATA\2019-01\9A30046\E01301915.D
3	100	100	2000	C:\msdchem\1\DATA\2019-01\9A30046\E01301916.D
4	200	200	2000	C:\msdchem\1\DATA\2019-01\9A30046\E01301917.D
5	500	500	2000	C:\msdchem\1\DATA\2019-01\9A30046\E01301918.D
6	1000	1000	2000	C:\msdchem\1\DATA\2019-01\9A30046\E01301919.D
7	2000	2000	2000	C:\msdchem\1\DATA\2019-01\9A30046\E01301920.D
8	4000	4000	2000	C:\msdchem\1\DATA\2019-01\9A30046\E01301921.D
9	6000	6000	2000	C:\msdchem\1\DATA\2019-01\9A30046\E01301922.D
10	8000	8000	2000	C:\msdchem\1\DATA\2019-01\9A30046\E01301923.D

#	ID	Update Time	Quant Time	Acquisition Time
1	20	Jan 31 10:43 2019	Jan 31 09:52 2019	30 Jan 2019 7:00 pm
2	50	Jan 31 10:44 2019	Jan 31 10:31 2019	30 Jan 2019 7:37 pm
3	100	Jan 31 10:44 2019	Jan 31 10:32 2019	30 Jan 2019 8:13 pm
4	200	Jan 31 10:44 2019	Jan 31 10:33 2019	30 Jan 2019 8:50 pm
5	500	Jan 31 10:44 2019	Jan 31 09:53 2019	30 Jan 2019 9:26 pm
6	1000	Jan 31 10:44 2019	Jan 31 09:53 2019	30 Jan 2019 10:02 pm
7	2000	Jan 31 10:44 2019	Jan 31 09:53 2019	30 Jan 2019 10:39 pm
8	4000	Jan 31 10:44 2019	Jan 31 10:36 2019	30 Jan 2019 11:15 pm
9	6000	Jan 31 10:44 2019	Jan 31 10:37 2019	30 Jan 2019 11:51 pm
10	8000	Jan 31 10:44 2019	Jan 31 10:38 2019	31 Jan 2019 12:28 am

SV5_013019.M Thu Jan 31 11:58:46 2019

Element Calibration Review Sheet

Calibration ID: **A9A3103** Instrument: **SV-GCMS5** Calibration Date: **01/31/2019**

Analysis: **8270D LL Full List** Instrument Cal ID: **A9A3103**

N-Nitrosodimethylamine

Curve Fit: **AVERAGE RF**

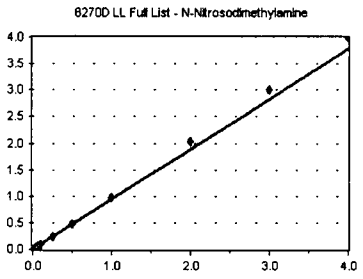

Standard	Concentration	Response	Response Factor	RT
9A30046-CAL1	20	2349	0.878	4.40
9A30046-CAL2	50	5969	0.849	4.41
9A30046-CAL3	100	12079	0.880	4.40
9A30046-CAL4	200	26607	0.915	4.39
9A30046-CAL5	500	68738	0.975	4.39
9A30046-CAL6	1000	136572	0.954	4.39
9A30046-CAL7	2000	276378	0.976	4.38
9A30046-CAL8	4000	561142	1.013	4.38
9A30046-CAL9	6000	871542	1.000	4.39
9A30046-CALA	8000	1122619	0.999	4.39

AVE RF **0.944** RF RSD **6.24** AVE RT **4.39**

Pyridine

Curve Fit: **AVERAGE RF**

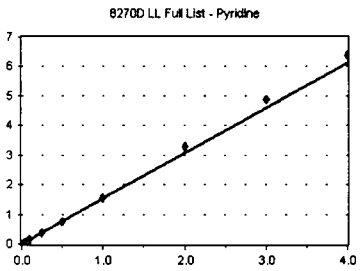

Standard	Concentration	Response	Response Factor	RT
~~9A30046-CAL1~~	~~20~~	~~2510~~	~~0.938~~	~~4.47~~
9A30046-CAL2	50	9139	1.300	4.46
9A30046-CAL3	100	19576	1.427	4.45
9A30046-CAL4	200	42897	1.475	4.44
9A30046-CAL5	500	111106	1.575	4.43
9A30046-CAL6	1000	220078	1.537	4.43
9A30046-CAL7	2000	442924	1.564	4.42
9A30046-CAL8	4000	916259	1.654	4.41
9A30046-CAL9	6000	1414684	1.623	4.42
9A30046-CALA	8000	1799769	1.602	4.42

AVE RF **1.528** RF RSD **7.27** AVE RT **4.43**

2-Fluorophenol (Surr)

Curve Fit: **AVERAGE RF**

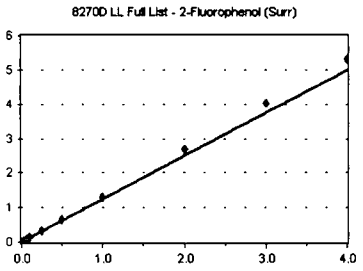

Standard	Concentration	Response	Response Factor	RT
9A30046-CAL1	20	2703	1.010	5.63
9A30046-CAL2	50	7768	1.105	5.63
9A30046-CAL3	100	16374	1.193	5.63
9A30046-CAL4	200	35753	1.229	5.63
9A30046-CAL5	500	92637	1.313	5.63
9A30046-CAL6	1000	186079	1.299	5.63
9A30046-CAL7	2000	365609	1.291	5.63
9A30046-CAL8	4000	749425	1.352	5.63
9A30046-CAL9	6000	1170363	1.343	5.63
9A30046-CALA	8000	1496600	1.332	5.63

AVE RF **1.247** RF RSD **9.11** AVE RT **5.63**

Phenol-d6 (Surr)

Curve Fit: **AVERAGE RF**

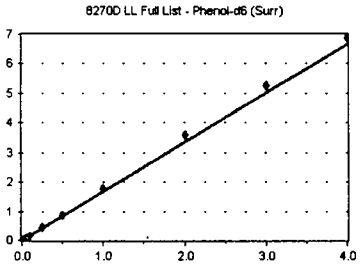

Standard	Concentration	Response	Response Factor	RT
9A30046-CAL1	20	3503	1.309	6.48
9A30046-CAL2	50	10982	1.562	6.47
9A30046-CAL3	100	22782	1.661	6.47
9A30046-CAL4	200	47985	1.650	6.47
9A30046-CAL5	500	124633	1.767	6.47
9A30046-CAL6	1000	244299	1.706	6.47
9A30046-CAL7	2000	498621	1.761	6.48
9A30046-CAL8	4000	994097	1.794	6.48
9A30046-CAL9	6000	1526449	1.752	6.48
9A30046-CALA	8000	1930075	1.718	6.50

AVE RF **1.668** RF RSD **8.62** AVE RT **6.48**

Element Calibration Review Sheet

Calibration ID: **A9A3103** Instrument: **SV-GCMS5** Calibration Date: **01/31/2019**

Analysis: **8270D LL Full List** Instrument Cal ID: **A9A3103**

Phenol

Curve Fit: **AVERAGE RF**

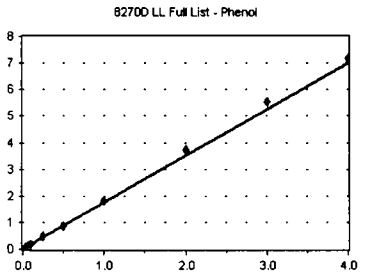

Standard	Concentration	Response	Response Factor	RT
9A30046-CAL1	20	3623	1.353	6.49
9A30046-CAL2	50	11772	1.675	6.49
9A30046-CAL3	100	24600	1.793	6.48
9A30046-CAL4	200	50967	1.752	6.48
9A30046-CAL5	500	128306	1.819	6.48
9A30046-CAL6	1000	252632	1.764	6.49
9A30046-CAL7	2000	512010	1.808	6.49
9A30046-CAL8	4000	1035475	1.869	6.49
9A30046-CAL9	6000	1606385	1.843	6.50
9A30046-CALA	8000	2021684	1.799	6.51

AVE RF **1.748** RF RSD **8.49** AVE RT **6.49**

Aniline

Curve Fit: **AVERAGE RF**

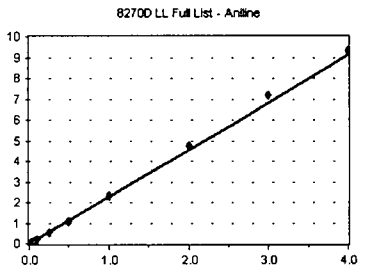

Standard	Concentration	Response	Response Factor	RT
~~9A30046-CAL1~~	~~20~~	~~4076~~	~~1.523~~	~~6.53~~
9A30046-CAL2	50	15128	2.152	6.53
9A30046-CAL3	100	30756	2.242	6.53
9A30046-CAL4	200	63650	2.188	6.53
9A30046-CAL5	500	159299	2.259	6.53
9A30046-CAL6	1000	316926	2.213	6.53
9A30046-CAL7	2000	658664	2.326	6.53
9A30046-CAL8	4000	1318849	2.380	6.54
9A30046-CAL9	6000	2085810	2.394	6.54
9A30046-CALA	8000	2632489	2.343	6.55

AVE RF **2.277** RF RSD **3.81** AVE RT **6.53**

Bis(2-Chloroethyl) ether

Curve Fit: **AVERAGE RF**

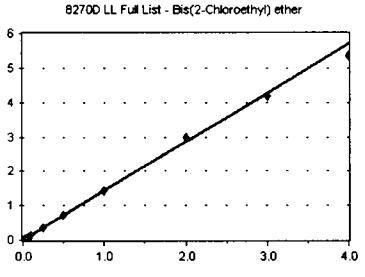

Standard	Concentration	Response	Response Factor	RT
9A30046-CAL1	20	3961	1.480	6.58
9A30046-CAL2	50	9806	1.395	6.58
9A30046-CAL3	100	18886	1.377	6.58
9A30046-CAL4	200	42294	1.454	6.58
9A30046-CAL5	500	105210	1.492	6.58
9A30046-CAL6	1000	205585	1.435	6.58
9A30046-CAL7	2000	405853	1.433	6.58
9A30046-CAL8	4000	824988	1.489	6.59
9A30046-CAL9	6000	1215843	1.395	6.59
9A30046-CALA	8000	1499102	1.334	6.60

AVE RF **1.428** RF RSD **3.68** AVE RT **6.58**

2-Chlorophenol

Curve Fit: **AVERAGE RF**

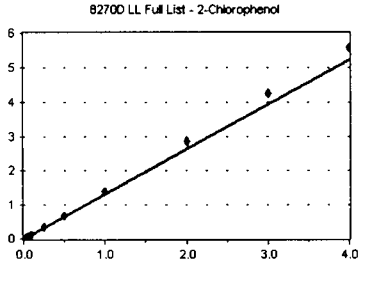

Standard	Concentration	Response	Response Factor	RT
9A30046-CAL1	20	2671	0.998	6.65
9A30046-CAL2	50	8358	1.189	6.65
9A30046-CAL3	100	17282	1.260	6.65
9A30046-CAL4	200	37904	1.303	6.64
9A30046-CAL5	500	97220	1.378	6.64
9A30046-CAL6	1000	192879	1.347	6.65
9A30046-CAL7	2000	391006	1.381	6.65
9A30046-CAL8	4000	789250	1.424	6.65
9A30046-CAL9	6000	1233532	1.416	6.66
9A30046-CALA	8000	1563047	1.391	6.66

AVE RF **1.309** RF RSD **10.08** AVE RT **6.65**

Element Calibration Review Sheet

Calibration ID: **A9A3103** Instrument: **SV-GCMS5** Calibration Date: **01/31/2019**

Analysis: **8270D LL Full List** Instrument Cal ID: **A9A3103**

1,3-Dichlorobenzene

Curve Fit: **AVERAGE RF**

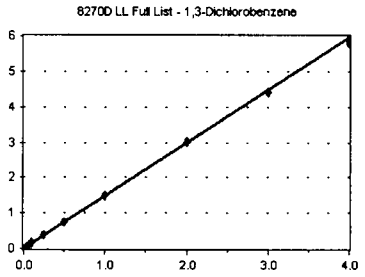

Standard	Concentration	Response	Response Factor	RT
9A30046-CAL1	20	3951	1.476	6.80
9A30046-CAL2	50	10651	1.515	6.80
9A30046-CAL3	100	20846	1.519	6.80
9A30046-CAL4	200	44104	1.516	6.79
9A30046-CAL5	500	108871	1.544	6.79
9A30046-CAL6	1000	212750	1.485	6.80
9A30046-CAL7	2000	418520	1.478	6.80
9A30046-CAL8	4000	831375	1.500	6.80
9A30046-CAL9	6000	1285655	1.475	6.80
9A30046-CALA	8000	1629041	1.450	6.81

AVE RF **1.496** RF RSD **1.87** AVE RT **6.80**

1,4-Dichlorobenzene-d4 (ISTD)

Curve Fit: **AVERAGE RF**

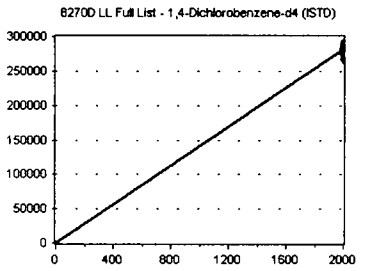

Standard	Concentration	Response	Response Factor	RT
9A30046-CAL1	2000	267680	133.840	6.85
9A30046-CAL2	2000	281181	140.590	6.85
9A30046-CAL3	2000	274393	137.196	6.85
9A30046-CAL4	2000	290867	145.434	6.85
9A30046-CAL5	2000	282130	141.065	6.85
9A30046-CAL6	2000	286436	143.218	6.85
9A30046-CAL7	2000	283178	141.589	6.85
9A30046-CAL8	2000	277065	138.533	6.85
9A30046-CAL9	2000	290473	145.236	6.85
9A30046-CALA	2000	280934	140.467	6.85

AVE RF **140.717** RF RSD **2.53** AVE RT **6.85**

1,4-Dichlorobenzene

Curve Fit: **AVERAGE RF**

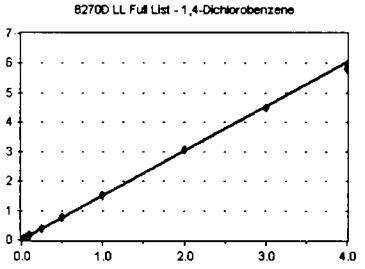

Standard	Concentration	Response	Response Factor	RT
9A30046-CAL1	20	3880	1.449	6.86
9A30046-CAL2	50	10515	1.496	6.86
9A30046-CAL3	100	21382	1.558	6.86
9A30046-CAL4	200	44829	1.541	6.86
9A30046-CAL5	500	111060	1.575	6.86
9A30046-CAL6	1000	215651	1.506	6.86
9A30046-CAL7	2000	426556	1.506	6.86
9A30046-CAL8	4000	845971	1.527	6.86
9A30046-CAL9	6000	1303668	1.496	6.86
9A30046-CALA	8000	1640871	1.460	6.87

AVE RF **1.511** RF RSD **2.64** AVE RT **6.86**

Benzyl alcohol

Curve Fit: **AVERAGE RF**

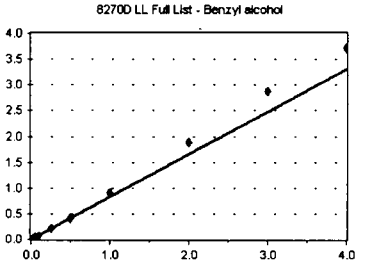

Standard	Concentration	Response	Response Factor	RT
~~9A30046-CAL1~~	~~20~~	~~1088~~	~~0.406~~	~~6.97~~
9A30046-CAL2	50	4308	0.613	6.97
9A30046-CAL3	100	9554	0.696	6.97
9A30046-CAL4	200	21731	0.747	6.97
9A30046-CAL5	500	59139	0.838	6.97
9A30046-CAL6	1000	119831	0.837	6.97
9A30046-CAL7	2000	255452	0.902	6.97
9A30046-CAL8	4000	520771	0.940	6.97
9A30046-CAL9	6000	832173	0.955	6.98
9A30046-CALA	8000	1046185	0.931	6.99

AVE RF **0.829** RF RSD **14.47** AVE RT **6.97**

Element Calibration Review Sheet

Calibration ID: **A9A3103** Instrument: **SV-GCMS5** Calibration Date: **01/31/2019**

Analysis: **8270D LL Full List** Instrument Cal ID: **A9A3103**

1,2-Dichlorobenzene

Curve Fit: **AVERAGE RF**

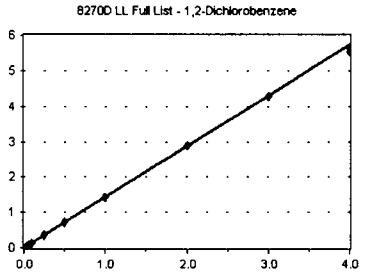

Standard	Concentration	Response	Response Factor	RT
9A30046-CAL1	20	3694	1.380	7.01
9A30046-CAL2	50	10083	1.434	7.01
9A30046-CAL3	100	20256	1.476	7.01
9A30046-CAL4	200	42117	1.448	7.01
9A30046-CAL5	500	104161	1.477	7.01
9A30046-CAL6	1000	203885	1.424	7.01
9A30046-CAL7	2000	401451	1.418	7.01
9A30046-CAL8	4000	802569	1.448	7.01
9A30046-CAL9	6000	1239034	1.422	7.01
9A30046-CALA	8000	1561940	1.390	7.02

AVE RF **1.432** RF RSD **2.25** AVE RT **7.01**

2-Methylphenol

Curve Fit: **AVERAGE RF**

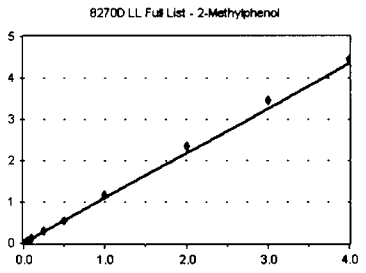

Standard	Concentration	Response	Response Factor	RT
9A30046-CAL1	20	2376	0.888	7.07
9A30046-CAL2	50	6847	0.974	7.07
9A30046-CAL3	100	14811	1.080	7.07
9A30046-CAL4	200	31237	1.074	7.06
9A30046-CAL5	500	81540	1.156	7.07
9A30046-CAL6	1000	158539	1.107	7.07
9A30046-CAL7	2000	326863	1.154	7.07
9A30046-CAL8	4000	654892	1.182	7.07
9A30046-CAL9	6000	1006886	1.155	7.07
9A30046-CALA	8000	1251343	1.114	7.08

AVE RF **1.088** RF RSD **8.49** AVE RT **7.07**

2,2'-Oxybis(1-Chloropropane)

Curve Fit: **AVERAGE RF**

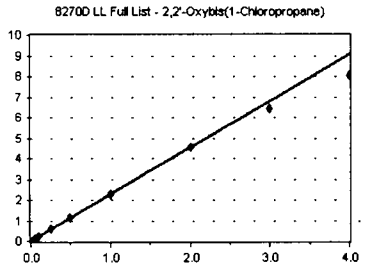

Standard	Concentration	Response	Response Factor	RT
9A30046-CAL1	20	5888	2.200	7.10
9A30046-CAL2	50	16784	2.388	7.10
9A30046-CAL3	100	32803	2.391	7.09
9A30046-CAL4	200	67804	2.331	7.09
9A30046-CAL5	500	168498	2.389	7.09
9A30046-CAL6	1000	325929	2.276	7.10
9A30046-CAL7	2000	642111	2.268	7.10
9A30046-CAL8	4000	1253005	2.261	7.10
9A30046-CAL9	6000	1862706	2.138	7.10
9A30046-CALA	8000	2259312	2.011	7.10

AVE RF **2.265** RF RSD **5.43** AVE RT **7.10**

3+4-Methylphenol(s)

Curve Fit: **AVERAGE RF**

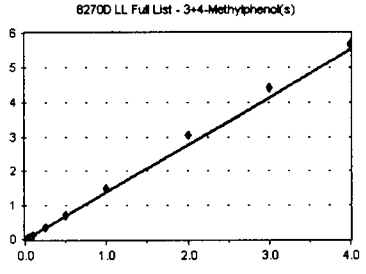

Standard	Concentration	Response	Response Factor	RT
9A30046-CAL1	20	2797	1.045	7.21
9A30046-CAL2	50	8837	1.257	7.21
9A30046-CAL3	100	18073	1.317	7.21
9A30046-CAL4	200	38619	1.328	7.21
9A30046-CAL5	500	104697	1.484	7.21
9A30046-CAL6	1000	201525	1.407	7.21
9A30046-CAL7	2000	423242	1.495	7.22
9A30046-CAL8	4000	845995	1.527	7.22
9A30046-CAL9	6000	1282429	1.472	7.23
9A30046-CALA	8000	1590888	1.416	7.24

AVE RF **1.375** RF RSD **10.56** AVE RT **7.22**

Element Calibration Review Sheet

Calibration ID: **A9A3103** Instrument: **SV-GCMS5** Calibration Date: **01/31/2019**

Analysis: **8270D LL Full List** Instrument Cal ID: **A9A3103**

N-Nitroso-di-n-propylamine

Curve Fit: **AVERAGE RF**

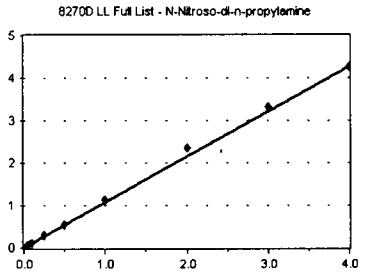

Standard	Concentration	Response	Response Factor	RT
9A30046-CAL1	20	2415	0.902	7.22
9A30046-CAL2	50	6849	0.974	7.22
9A30046-CAL3	100	14289	1.041	7.22
9A30046-CAL4	200	30932	1.063	7.22
9A30046-CAL5	500	81082	1.150	7.22
9A30046-CAL6	1000	155529	1.086	7.22
9A30046-CAL7	2000	323691	1.143	7.23
9A30046-CAL8	4000	649377	1.172	7.23
9A30046-CAL9	6000	964528	1.107	7.24
9A30046-CALA	8000	1199931	1.068	7.25

AVE RF **1.071** RF RSD **7.74** AVE RT **7.23**

Hexachloroethane

Curve Fit: **AVERAGE RF**

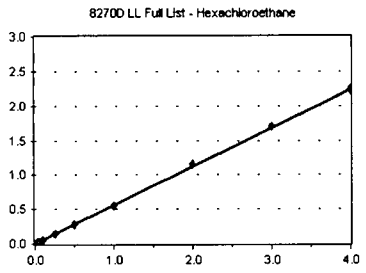

Standard	Concentration	Response	Response Factor	RT
9A30046-CAL1	20	1366	0.510	7.35
9A30046-CAL2	50	3855	0.548	7.35
9A30046-CAL3	100	7837	0.571	7.35
9A30046-CAL4	200	16252	0.559	7.35
9A30046-CAL5	500	40316	0.572	7.35
9A30046-CAL6	1000	80048	0.559	7.35
9A30046-CAL7	2000	158301	0.559	7.35
9A30046-CAL8	4000	319170	0.576	7.35
9A30046-CAL9	6000	494803	0.568	7.35
9A30046-CALA	8000	626658	0.558	7.35

AVE RF **0.558** RF RSD **3.35** AVE RT **7.35**

Nitrobenzene-d5 (Surr)

Curve Fit: **AVERAGE RF**

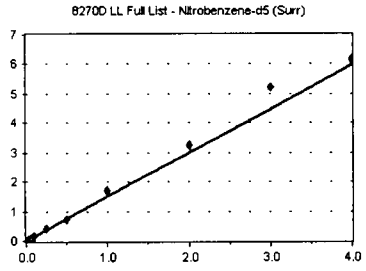

Standard	Concentration	Response	Response Factor	RT
~~9A30046-CAL1~~	~~20~~	~~3003~~	~~1.122~~	~~7.38~~
9A30046-CAL2	50	7789	1.108	7.38
9A30046-CAL3	100	17308	1.262	7.38
9A30046-CAL4	200	38942	1.339	7.38
9A30046-CAL5	500	116738	1.655	7.38
9A30046-CAL6	1000	210602	1.471	7.38
9A30046-CAL7	2000	486300	1.717	7.38
9A30046-CAL8	4000	903192	1.630	7.38
9A30046-CAL9	6000	1512631	1.736	7.39
9A30046-CALA	8000	1731910	1.541	7.39

AVE RF **1.495** RF RSD **14.62** AVE RT **7.38**

Nitrobenzene

Curve Fit: **AVERAGE RF**

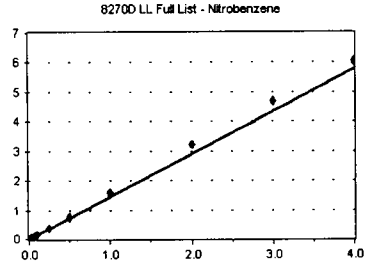

Standard	Concentration	Response	Response Factor	RT
9A30046-CAL1	20	3065	1.145	7.40
9A30046-CAL2	50	8550	1.216	7.40
9A30046-CAL3	100	18438	1.344	7.40
9A30046-CAL4	200	41375	1.422	7.39
9A30046-CAL5	500	109635	1.554	7.39
9A30046-CAL6	1000	213695	1.492	7.40
9A30046-CAL7	2000	445401	1.573	7.40
9A30046-CAL8	4000	894143	1.614	7.40
9A30046-CAL9	6000	1366079	1.568	7.41
9A30046-CALA	8000	1701352	1.514	7.42

AVE RF **1.444** RF RSD **11.11** AVE RT **7.40**

Element Calibration Review Sheet

Calibration ID: **A9A3103** Instrument: **SV-GCMS5** Calibration Date: **01/31/2019**

Analysis: **8270D LL Full List** Instrument Cal ID: **A9A3103**

Isophorone

Curve Fit: **AVERAGE RF**

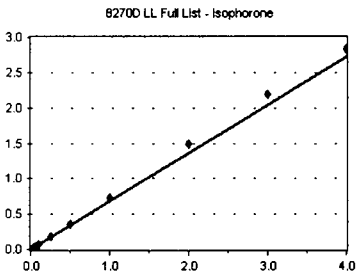

Standard	Concentration	Response	Response Factor	RT
9A30046-CAL1	20	5446	0.516	7.63
9A30046-CAL2	50	16770	0.628	7.63
9A30046-CAL3	100	35464	0.650	7.62
9A30046-CAL4	200	76306	0.676	7.62
9A30046-CAL5	500	203487	0.727	7.62
9A30046-CAL6	1000	391987	0.715	7.63
9A30046-CAL7	2000	818603	0.727	7.63
9A30046-CAL8	4000	1662743	0.749	7.64
9A30046-CAL9	6000	2507237	0.728	7.64
9A30046-CALA	8000	3162533	0.709	7.66

AVE RF **0.683** RF RSD **10.26** AVE RT **7.63**

2-Nitrophenol

Curve Fit: **QUADRATIC: Weighting: (1/a^2), Origin: Ignore**

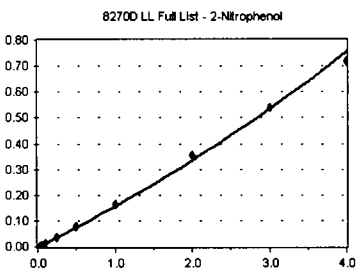

Standard	Concentration	Response	Response Factor	RT
~~9A30046-CAL1~~	~~20~~	~~775~~	~~0.073~~	~~7.71~~
9A30046-CAL2	50	2288	0.086	7.71
9A30046-CAL3	100	5408	9.914	7.71
9A30046-CAL4	200	12965	0.115	7.71
9A30046-CAL5	500	40651	0.145	7.71
9A30046-CAL6	1000	83980	0.153	7.71
9A30046-CAL7	2000	184428	0.164	7.71
9A30046-CAL8	4000	394481	0.178	7.71
9A30046-CAL9	6000	619284	0.180	7.72
9A30046-CALA	8000	801876	0.180	7.73

AVE RF **0.144** RF RSD **25.03** AVE RT **7.72**

2,4-Dimethylphenol

Curve Fit: **AVERAGE RF**

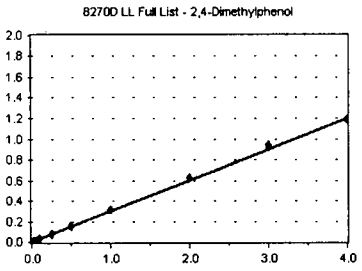

Standard	Concentration	Response	Response Factor	RT
~~9A30046-CAL1~~	~~20~~	~~2085~~	~~0.197~~	~~7.74~~
9A30046-CAL2	50	7337	0.275	7.74
9A30046-CAL3	100	15179	0.278	7.74
9A30046-CAL4	200	32468	0.288	7.74
9A30046-CAL5	500	87099	0.311	7.74
9A30046-CAL6	1000	168017	0.307	7.74
9A30046-CAL7	2000	352518	0.313	7.74
9A30046-CAL8	4000	691817	0.312	7.75
9A30046-CAL9	6000	1081606	0.314	7.75
9A30046-CALA	8000	1321200	0.296	7.76

AVE RF **0.299** RF RSD **5.22** AVE RT **7.74**

Bis(2-Chloroethoxy) methane

Curve Fit: **AVERAGE RF**

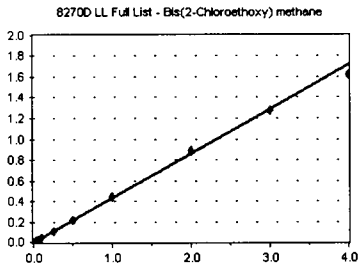

Standard	Concentration	Response	Response Factor	RT
9A30046-CAL1	20	4242	0.402	7.83
9A30046-CAL2	50	11626	0.435	7.83
9A30046-CAL3	100	23620	0.433	7.83
9A30046-CAL4	200	48550	0.430	7.83
9A30046-CAL5	500	126251	0.451	7.83
9A30046-CAL6	1000	237898	0.434	7.83
9A30046-CAL7	2000	493285	0.438	7.83
9A30046-CAL8	4000	982323	0.443	7.84
9A30046-CAL9	6000	1460686	0.424	7.84
9A30046-CALA	8000	1803114	0.404	7.85

AVE RF **0.429** RF RSD **3.66** AVE RT **7.84**

Element Calibration Review Sheet

Calibration ID: **A9A3103** Instrument: **SV-GCMS5** Calibration Date: **01/31/2019**

Analysis: **8270D LL Full List** Instrument Cal ID: **A9A3103**

Benzoic acid

Curve Fit: **QUADRATIC: Weighting: (1/a^2), Origin: Ignore**

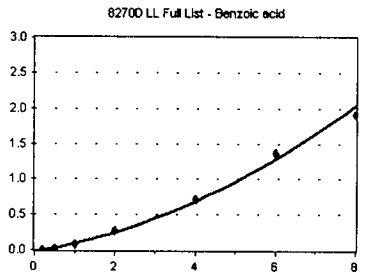

Standard	Concentration	Response	Response Factor	RT
~~9A30046-CAL1~~	~~40~~	~~69~~	~~3.267~~	~~7.85~~
~~9A30046-CAL2~~	~~100~~	~~56~~	~~1.048~~	~~7.82~~
~~9A30046-CAL3~~	~~200~~	~~308~~	~~2.823~~	~~7.82~~
9A30046-CAL4	400	2001	8.862	7.77
9A30046-CAL5	1000	24058	0.043	7.79
9A30046-CAL6	2000	97527	8.897	7.82
9A30046-CAL7	4000	314631	0.140	7.85
9A30046-CAL8	8000	790966	0.178	7.90
9A30046-CAL9	12000	1567369	0.228	7.94
9A30046-CALA	16000	2134233	0.239	7.97

AVE RF **0.132** RF RSD **67.48** AVE RT **7.86**

2,4-Dichlorophenol

Curve Fit: **AVERAGE RF**

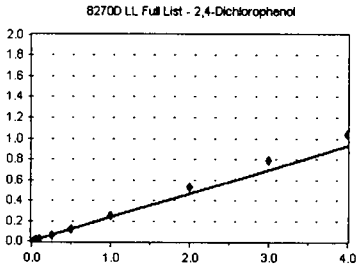

Standard	Concentration	Response	Response Factor	RT
~~9A30046-CAL1~~	~~20~~	~~1557~~	~~0.147~~	~~7.95~~
9A30046-CAL2	50	4758	0.178	7.95
9A30046-CAL3	100	10325	0.189	7.95
9A30046-CAL4	200	23291	0.206	7.94
9A30046-CAL5	500	66479	0.238	7.95
9A30046-CAL6	1000	129436	0.236	7.95
9A30046-CAL7	2000	283710	0.252	7.95
9A30046-CAL8	4000	583274	0.263	7.96
9A30046-CAL9	6000	912238	0.265	7.96
9A30046-CALA	8000	1159632	0.260	7.97

AVE RF **0.232** RF RSD **14.18** AVE RT **7.95**

1,2,4-Trichlorobenzene

Curve Fit: **AVERAGE RF**

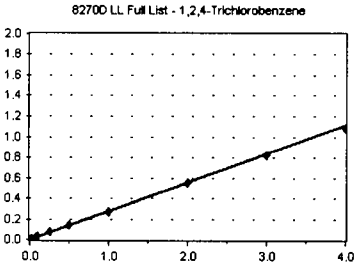

Standard	Concentration	Response	Response Factor	RT
9A30046-CAL1	20	2751	0.261	8.04
9A30046-CAL2	50	7910	0.296	8.04
9A30046-CAL3	100	15521	0.285	8.04
9A30046-CAL4	200	31882	0.282	8.04
9A30046-CAL5	500	78967	0.282	8.04
9A30046-CAL6	1000	151142	0.276	8.04
9A30046-CAL7	2000	307169	0.273	8.04
9A30046-CAL8	4000	617165	0.278	8.04
9A30046-CAL9	6000	947888	0.275	8.05
9A30046-CALA	8000	1206585	0.271	8.05

AVE RF **0.278** RF RSD **3.41** AVE RT **8.04**

Naphthalene-d8 (ISTD)

Curve Fit: **AVERAGE RF**

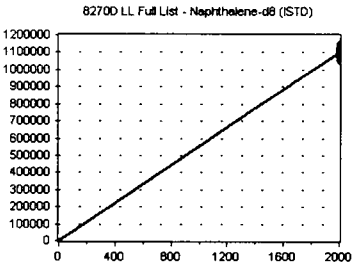

Standard	Concentration	Response	Response Factor	RT
9A30046-CAL1	2000	1055936	527.968	8.10
9A30046-CAL2	2000	1068309	534.154	8.10
9A30046-CAL3	2000	1090991	545.496	8.10
9A30046-CAL4	2000	1128963	564.482	8.10
9A30046-CAL5	2000	1119185	559.593	8.10
9A30046-CAL6	2000	1096117	548.058	8.10
9A30046-CAL7	2000	1126005	563.003	8.10
9A30046-CAL8	2000	1109587	554.793	8.10
9A30046-CAL9	2000	1148108	574.054	8.10
9A30046-CALA	2000	1114798	557.399	8.10

AVE RF **552.900** RF RSD **2.56** AVE RT **8.10**

Element Calibration Review Sheet

Calibration ID: **A9A3103** Instrument: **SV-GCMS5** Calibration Date: **01/31/2019**

Analysis: **8270D LL Full List** Instrument Cal ID: **A9A3103**

Naphthalene

Curve Fit: **AVERAGE RF**

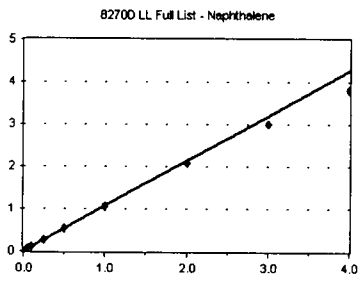

Standard	Concentration	Response	Response Factor	RT
9A30046-CAL1	20	11917	1.129	8.12
9A30046-CAL2	50	30779	1.152	8.12
9A30046-CAL3	100	59651	1.094	8.12
9A30046-CAL4	200	122429	1.084	8.12
9A30046-CAL5	500	307927	1.101	8.12
9A30046-CAL6	1000	582708	1.063	8.12
9A30046-CAL7	2000	1180925	1.049	8.12
9A30046-CAL8	4000	2314690	1.043	8.13
9A30046-CAL9	6000	3450382	1.002	8.13
9A30046-CALA	8000	4249185	0.953	8.13

AVE RF **1.067** RF RSD **5.54** AVE RT **8.12**

4-Chloroaniline

Curve Fit: **AVERAGE RF**

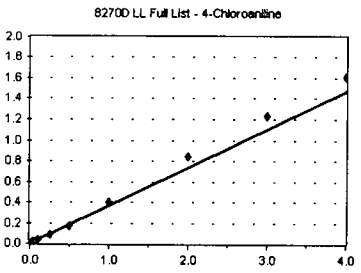

Standard	Concentration	Response	Response Factor	RT
9A30046-CAL1	20	2975	0.282	8.16
9A30046-CAL2	50	8890	0.333	8.16
9A30046-CAL3	100	19347	0.355	8.16
9A30046-CAL4	200	39584	0.351	8.16
9A30046-CAL5	500	102663	0.367	8.16
9A30046-CAL6	1000	195519	0.357	8.16
9A30046-CAL7	2000	447643	0.398	8.16
9A30046-CAL8	4000	932245	0.420	8.16
9A30046-CAL9	6000	1415802	0.411	8.17
9A30046-CALA	8000	1793320	0.402	8.17

AVE RF **0.367** RF RSD **11.43** AVE RT **8.16**

Hexachlorobutadiene

Curve Fit: **AVERAGE RF**

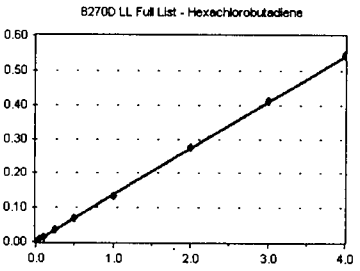

Standard	Concentration	Response	Response Factor	RT
9A30046-CAL1	20	1290	0.122	8.24
9A30046-CAL2	50	3731	0.140	8.24
9A30046-CAL3	100	7485	0.137	8.24
9A30046-CAL4	200	15189	0.135	8.24
9A30046-CAL5	500	38478	0.138	8.24
9A30046-CAL6	1000	76109	0.139	8.24
9A30046-CAL7	2000	151477	0.135	8.24
9A30046-CAL8	4000	307584	0.139	8.25
9A30046-CAL9	6000	473675	0.138	8.25
9A30046-CALA	8000	608097	0.136	8.25

AVE RF **0.136** RF RSD **3.72** AVE RT **8.24**

4-Chloro-3-methylphenol

Curve Fit: **QUADRATIC: Weighting: (1/a^2), Origin: Ignore**

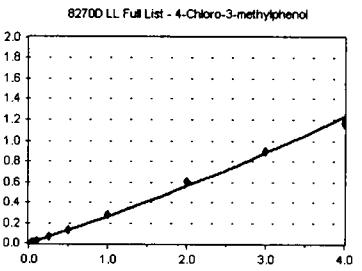

Standard	Concentration	Response	Response Factor	RT
~~9A30046-CAL1~~	~~20~~	~~895~~	~~8.476~~	~~8.64~~
9A30046-CAL2	50	3536	0.132	8.64
9A30046-CAL3	100	9340	0.171	8.63
9A30046-CAL4	200	22255	0.197	8.63
9A30046-CAL5	500	69673	0.249	8.63
9A30046-CAL6	1000	137180	0.250	8.63
9A30046-CAL7	2000	317795	0.282	8.63
9A30046-CAL8	4000	668189	0.301	8.64
9A30046-CAL9	6000	1026539	0.298	8.64
9A30046-CALA	8000	1296093	0.291	8.65

AVE RF **0.241** RF RSD **25.28** AVE RT **8.64**

Element Calibration Review Sheet

Calibration ID: **A9A3103** Instrument: **SV-GCMS5** Calibration Date: **01/31/2019**

Analysis: **8270D LL Full List** Instrument Cal ID: **A9A3103**

2-Methylnaphthalene

Curve Fit: **AVERAGE RF**

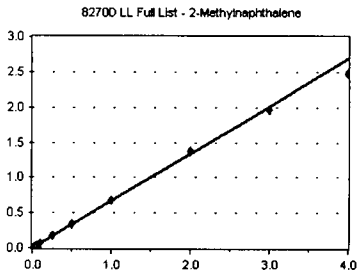

Standard	Concentration	Response	Response Factor	RT
9A30046-CAL1	20	6941	0.657	8.82
9A30046-CAL2	50	18189	0.681	8.82
9A30046-CAL3	100	36689	0.673	8.81
9A30046-CAL4	200	76316	0.676	8.81
9A30046-CAL5	500	195835	0.700	8.81
9A30046-CAL6	1000	368916	0.673	8.82
9A30046-CAL7	2000	771341	0.685	8.82
9A30046-CAL8	4000	1531917	0.690	8.82
9A30046-CAL9	6000	2256262	0.655	8.82
9A30046-CALA	8000	2767888	0.621	8.82

AVE RF **0.671** RF RSD **3.33** AVE RT **8.82**

1-Methylnaphthalene

Curve Fit: **AVERAGE RF**

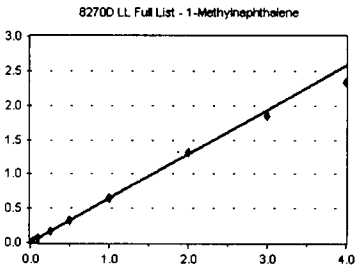

Standard	Concentration	Response	Response Factor	RT
9A30046-CAL1	20	6831	0.647	8.91
9A30046-CAL2	50	17571	0.658	8.92
9A30046-CAL3	100	35408	0.649	8.91
9A30046-CAL4	200	72918	0.646	8.91
9A30046-CAL5	500	188716	0.674	8.91
9A30046-CAL6	1000	353069	0.644	8.92
9A30046-CAL7	2000	730943	0.649	8.92
9A30046-CAL8	4000	1454487	0.655	8.92
9A30046-CAL9	6000	2130936	0.619	8.92
9A30046-CALA	8000	2608946	0.585	8.92

AVE RF **0.643** RF RSD **3.82** AVE RT **8.92**

Hexachlorocyclopentadiene

Curve Fit: **AVERAGE RF**

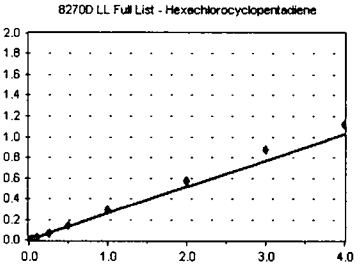

Standard	Concentration	Response	Response Factor	RT
9A30046-CAL1	20	899	0.185	8.98
9A30046-CAL2	50	2439	0.208	8.98
9A30046-CAL3	100	5330	0.225	8.98
9A30046-CAL4	200	12226	0.246	8.98
9A30046-CAL5	500	34778	0.273	8.98
9A30046-CAL6	1000	68561	0.278	8.98
9A30046-CAL7	2000	153915	0.291	8.98
9A30046-CAL8	4000	309053	0.287	8.98
9A30046-CAL9	6000	489813	0.293	8.98
9A30046-CALA	8000	607633	0.280	8.99

AVE RF **0.257** RF RSD **14.99** AVE RT **8.98**

2,4,6-Trichlorophenol

Curve Fit: **QUADRATIC: Weighting: (1/a^2), Origin: Ignore**

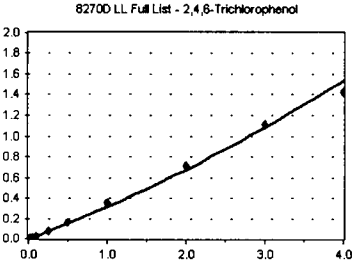

Standard	Concentration	Response	Response Factor	RT
9A30046-CAL1	20	754	0.155	9.09
9A30046-CAL2	50	2135	0.182	9.09
9A30046-CAL3	100	5412	0.228	9.09
9A30046-CAL4	200	12662	0.254	9.09
9A30046-CAL5	500	39573	0.310	9.09
9A30046-CAL6	1000	77589	0.314	9.09
9A30046-CAL7	2000	185604	0.351	9.09
9A30046-CAL8	4000	386229	0.358	9.10
9A30046-CAL9	6000	617479	0.370	9.10
9A30046-CALA	8000	774818	0.357	9.11

AVE RF **0.288** RF RSD **27.15** AVE RT **9.10**

Element Calibration Review Sheet

Calibration ID: **A9A3103** Instrument: **SV-GCMS5** Calibration Date: **01/31/2019**

Analysis: **8270D LL Full List** Instrument Cal ID: **A9A3103**

2,4,5-Trichlorophenol

Curve Fit: **QUADRATIC: Weighting: (1/a^2), Origin: Ignore**

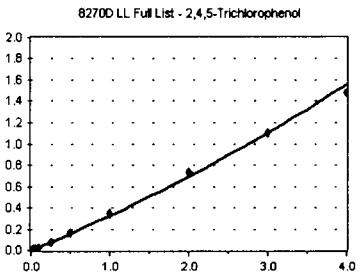

Standard	Concentration	Response	Response Factor	RT
9A30046-CAL1	20	702	0.145	9.14
9A30046-CAL2	50	2609	0.223	9.13
9A30046-CAL3	100	6051	0.255	9.13
9A30046-CAL4	200	12964	0.260	9.13
9A30046-CAL5	500	40483	0.318	9.13
9A30046-CAL6	1000	79865	0.324	9.13
9A30046-CAL7	2000	183508	0.347	9.13
9A30046-CAL8	4000	398737	0.370	9.13
9A30046-CAL9	6000	611970	0.367	9.14
9A30046-CALA	8000	807064	0.372	9.14

AVE RF **0.298** RF RSD **25.32** AVE RT **9.13**

2-Fluorobiphenyl (Surr)

Curve Fit: **AVERAGE RF**

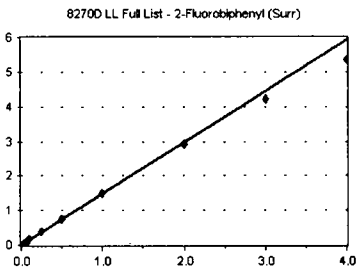

Standard	Concentration	Response	Response Factor	RT
9A30046-CAL1	20	7112	1.465	9.18
9A30046-CAL2	50	18089	1.543	9.18
9A30046-CAL3	100	36884	1.556	9.18
9A30046-CAL4	200	77186	1.550	9.18
9A30046-CAL5	500	198705	1.559	9.18
9A30046-CAL6	1000	371894	1.507	9.18
9A30046-CAL7	2000	786718	1.490	9.18
9A30046-CAL8	4000	1579625	1.465	9.19
9A30046-CAL9	6000	2343826	1.404	9.19
9A30046-CALA	8000	2900077	1.335	9.19

AVE RF **1.487** RF RSD **4.93** AVE RT **9.18**

1,1'-Biphenyl

Curve Fit: **AVERAGE RF**

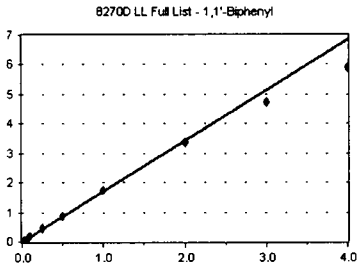

Standard	Concentration	Response	Response Factor	RT
9A30046-CAL1	20	8419	1.734	9.28
9A30046-CAL2	50	21089	1.799	9.28
9A30046-CAL3	100	42772	1.804	9.28
9A30046-CAL4	200	88511	1.778	9.28
9A30046-CAL5	500	230563	1.809	9.28
9A30046-CAL6	1000	427889	1.734	9.28
9A30046-CAL7	2000	909543	1.722	9.29
9A30046-CAL8	4000	1815386	1.683	9.29
9A30046-CAL9	6000	2626639	1.573	9.29
9A30046-CALA	8000	3199105	1.473	9.30

AVE RF **1.711** RF RSD **6.40** AVE RT **9.28**

2-Chloronaphthalene

Curve Fit: **AVERAGE RF**

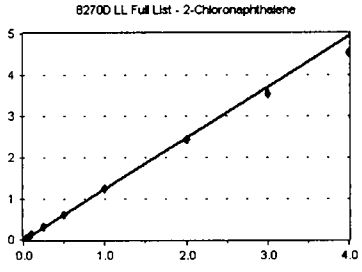

Standard	Concentration	Response	Response Factor	RT
9A30046-CAL1	20	6075	1.252	9.31
9A30046-CAL2	50	14859	1.268	9.31
9A30046-CAL3	100	30467	1.285	9.31
9A30046-CAL4	200	63199	1.270	9.31
9A30046-CAL5	500	163765	1.285	9.31
9A30046-CAL6	1000	302479	1.226	9.31
9A30046-CAL7	2000	650474	1.232	9.31
9A30046-CAL8	4000	1315972	1.220	9.31
9A30046-CAL9	6000	1970530	1.180	9.32
9A30046-CALA	8000	2468792	1.137	9.32

AVE RF **1.235** RF RSD **3.86** AVE RT **9.31**

Element Calibration Review Sheet

Calibration ID: **A9A3103** Instrument: **SV-GCMS5** Calibration Date: **01/31/2019**

Analysis: **8270D LL Full List** Instrument Cal ID: **A9A3103**

2-Nitroaniline

Curve Fit: **QUADRATIC: Weighting: (1/a^2), Origin: Ignore**

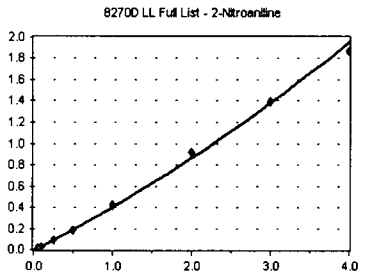

Standard	Concentration	Response	Response Factor	RT
~~9A30046-CAL1~~	~~20~~	~~663~~	~~0.137~~	~~9.40~~
~~9A30046-CAL2~~	~~50~~	~~2037~~	~~0.174~~	~~9.40~~
9A30046-CAL3	100	4661	0.197	9.40
9A30046-CAL4	200	12071	0.242	9.40
9A30046-CAL5	500	43914	0.344	9.40
9A30046-CAL6	1000	89229	0.362	9.40
9A30046-CAL7	2000	225078	0.426	9.40
9A30046-CAL8	4000	493107	0.457	9.41
9A30046-CAL9	6000	778160	0.466	9.42
9A30046-CALA	8000	1014716	0.467	9.43

AVE RF **0.370** RF RSD **28.24** AVE RT **9.41**

2,6-Dimethylnaphthalene

Curve Fit: **AVERAGE RF**

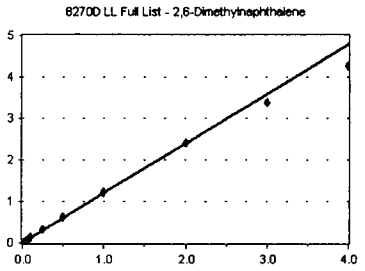

Standard	Concentration	Response	Response Factor	RT
9A30046-CAL1	20	5544	1.142	9.44
9A30046-CAL2	50	14256	1.216	9.45
9A30046-CAL3	100	29357	1.238	9.44
9A30046-CAL4	200	61710	1.240	9.44
9A30046-CAL5	500	161748	1.269	9.44
9A30046-CAL6	1000	304453	1.234	9.45
9A30046-CAL7	2000	646334	1.224	9.45
9A30046-CAL8	4000	1294122	1.200	9.45
9A30046-CAL9	6000	1873897	1.122	9.45
9A30046-CALA	8000	2321419	1.069	9.46

AVE RF **1.195** RF RSD **5.30** AVE RT **9.45**

1,4-Dinitrobenzene

Curve Fit: **QUADRATIC: Weighting: (1/a^2), Origin: Ignore**

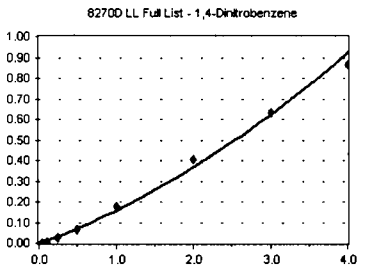

Standard	Concentration	Response	Response Factor	RT
~~9A30046-CAL1~~	~~20~~	~~197~~	~~4.058~~	~~9.53~~
~~9A30046-CAL2~~	~~50~~	~~523~~	~~4.462~~	~~9.53~~
9A30046-CAL3	100	1254	5.289	9.53
9A30046-CAL4	200	3705	7.442	9.53
9A30046-CAL5	500	15009	0.118	9.53
9A30046-CAL6	1000	32964	0.134	9.53
9A30046-CAL7	2000	93455	0.177	9.53
9A30046-CAL8	4000	217979	0.202	9.54
9A30046-CAL9	6000	353235	0.212	9.54
9A30046-CALA	8000	468426	0.216	9.55

AVE RF **0.148** RF RSD **42.68** AVE RT **9.54**

Dimethylphthalate

Curve Fit: **AVERAGE RF**

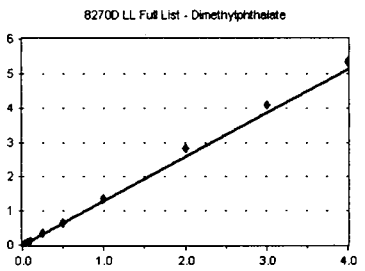

Standard	Concentration	Response	Response Factor	RT
9A30046-CAL1	20	5420	1.117	9.58
9A30046-CAL2	50	13040	1.112	9.58
9A30046-CAL3	100	27948	1.179	9.58
9A30046-CAL4	200	63042	1.266	9.58
9A30046-CAL5	500	175061	1.373	9.58
9A30046-CAL6	1000	323675	1.312	9.58
9A30046-CAL7	2000	722554	1.368	9.59
9A30046-CAL8	4000	1516221	1.406	9.60
9A30046-CAL9	6000	2274017	1.362	9.61
9A30046-CALA	8000	2911473	1.340	9.61

AVE RF **1.284** RF RSD **8.57** AVE RT **9.59**

Element Calibration Review Sheet

Calibration ID: **A9A3103** Instrument: **SV-GCMS5** Calibration Date: **01/31/2019**

Analysis: **8270D LL Full List** Instrument Cal ID: **A9A3103**

1,3-Dinitrobenzene

Curve Fit: **QUADRATIC: Weighting: (1/a^2), Origin: Ignore**

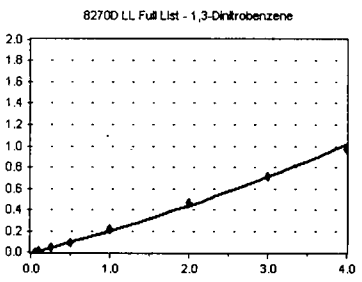

Standard	Concentration	Response	Response Factor	RT
~~9A30046-CAL1~~	~~20~~	~~245~~	~~5.047~~	~~9.61~~
~~9A30046-CAL2~~	~~50~~	~~748~~	~~6.381~~	~~9.61~~
9A30046-CAL3	100	1734	7.313	9.61
9A30046-CAL4	200	5323	0.107	9.61
9A30046-CAL5	500	21039	0.165	9.61
9A30046-CAL6	1000	43195	0.175	9.61
9A30046-CAL7	2000	113932	0.216	9.62
9A30046-CAL8	4000	251848	0.234	9.62
9A30046-CAL9	6000	398456	0.239	9.63
9A30046-CALA	8000	525895	0.242	9.65

AVE RF **0.181** RF RSD **35.16** AVE RT **9.62**

2,6-Dinitrotoluene

Curve Fit: **QUADRATIC: Weighting: (1/a^2), Origin: Ignore**

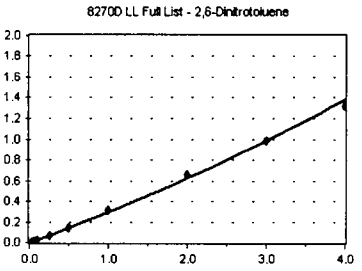

Standard	Concentration	Response	Response Factor	RT
~~9A30046-CAL1~~	~~20~~	~~434~~	~~8.941~~	~~9.64~~
9A30046-CAL2	50	1439	0.123	9.64
9A30046-CAL3	100	3823	0.161	9.64
9A30046-CAL4	200	10458	0.210	9.64
9A30046-CAL5	500	35146	0.276	9.64
9A30046-CAL6	1000	69388	0.281	9.65
9A30046-CAL7	2000	164544	0.312	9.65
9A30046-CAL8	4000	358077	0.332	9.66
9A30046-CAL9	6000	550344	0.330	9.66
9A30046-CALA	8000	715275	0.329	9.67

AVE RF **0.262** RF RSD **30.01** AVE RT **9.65**

1,2-Dinitrobenzene

Curve Fit: **QUADRATIC: Weighting: (1/a^2), Origin: Ignore**

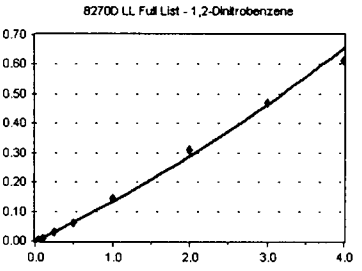

Standard	Concentration	Response	Response Factor	RT
~~9A30046-CAL1~~	~~20~~	~~203~~	~~4.182~~	~~9.70~~
9A30046-CAL2	50	546	4.658	9.70
9A30046-CAL3	100	1698	7.161	9.70
9A30046-CAL4	200	4275	8.587	9.70
9A30046-CAL5	500	15598	0.122	9.70
9A30046-CAL6	1000	30555	0.124	9.70
9A30046-CAL7	2000	76738	0.145	9.71
9A30046-CAL8	4000	167602	0.155	9.72
9A30046-CAL9	6000	260513	0.156	9.73
9A30046-CALA	8000	333646	0.154	9.74

AVE RF **0.118** RF RSD **34.47** AVE RT **9.71**

Acenaphthylene

Curve Fit: **AVERAGE RF**

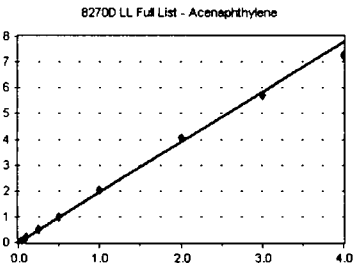

Standard	Concentration	Response	Response Factor	RT
9A30046-CAL1	20	7974	1.643	9.73
9A30046-CAL2	50	22412	1.912	9.74
9A30046-CAL3	100	47041	1.984	9.73
9A30046-CAL4	200	100207	2.013	9.73
9A30046-CAL5	500	268456	2.106	9.73
9A30046-CAL6	1000	501305	2.032	9.74
9A30046-CAL7	2000	1078092	2.041	9.74
9A30046-CAL8	4000	2187965	2.029	9.74
9A30046-CAL9	6000	3178592	1.904	9.75
9A30046-CALA	8000	3948147	1.818	9.75

AVE RF **1.948** RF RSD **6.97** AVE RT **9.74**

Element Calibration Review Sheet

Calibration ID: **A9A3103** Instrument: **SV-GCMS5** Calibration Date: **01/31/2019**

Analysis: **8270D LL Full List** Instrument Cal ID: **A9A3103**

3-Nitroaniline

Curve Fit: **QUADRATIC: Weighting: (1/a^2), Origin: Ignore**

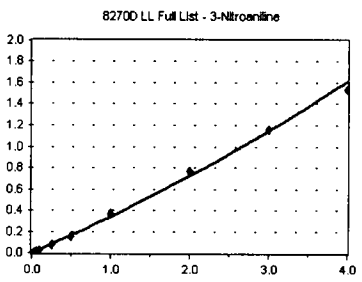

Standard	Concentration	Response	Response Factor	RT
~~9A30046-CAL1~~	~~20~~	~~572~~	~~0.118~~	~~9.82~~
9A30046-CAL2	50	1785	0.152	9.82
9A30046-CAL3	100	4826	0.204	9.82
9A30046-CAL4	200	12489	0.251	9.82
9A30046-CAL5	500	40839	0.320	9.82
9A30046-CAL6	1000	75940	0.308	9.82
9A30046-CAL7	2000	193626	0.367	9.82
9A30046-CAL8	4000	413792	0.384	9.83
9A30046-CAL9	6000	645615	0.387	9.84
9A30046-CALA	8000	834824	0.384	9.85

AVE RF **0.306** RF RSD **28.22** AVE RT **9.82**

Acenaphthene-d10 (ISTD)

Curve Fit: **AVERAGE RF**

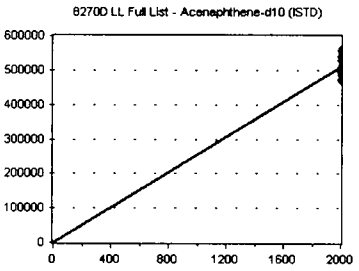

Standard	Concentration	Response	Response Factor	RT
9A30046-CAL1	2000	485404	242.702	9.88
9A30046-CAL2	2000	468864	234.432	9.88
9A30046-CAL3	2000	474233	237.117	9.88
9A30046-CAL4	2000	497817	248.908	9.88
9A30046-CAL5	2000	509897	254.948	9.88
9A30046-CAL6	2000	493423	246.712	9.88
9A30046-CAL7	2000	528163	264.082	9.88
9A30046-CAL8	2000	539188	269.594	9.89
9A30046-CAL9	2000	556496	278.248	9.89
9A30046-CALA	2000	543018	271.509	9.89

AVE RF **254.825** RF RSD **6.01** AVE RT **9.88**

Acenaphthene

Curve Fit: **AVERAGE RF**

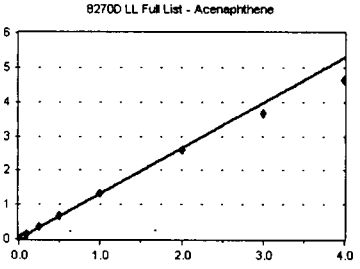

Standard	Concentration	Response	Response Factor	RT
9A30046-CAL1	20	6866	1.414	9.91
9A30046-CAL2	50	15975	1.363	9.91
9A30046-CAL3	100	32436	1.368	9.91
9A30046-CAL4	200	67960	1.365	9.91
9A30046-CAL5	500	176086	1.381	9.91
9A30046-CAL6	1000	328378	1.331	9.91
9A30046-CAL7	2000	694436	1.315	9.91
9A30046-CAL8	4000	1394892	1.294	9.92
9A30046-CAL9	6000	2033161	1.218	9.92
9A30046-CALA	8000	2520666	1.160	9.93

AVE RF **1.321** RF RSD **5.95** AVE RT **9.91**

2,4-Dinitrophenol

Curve Fit: **QUADRATIC: Weighting: (1/a^2), Origin: Ignore**

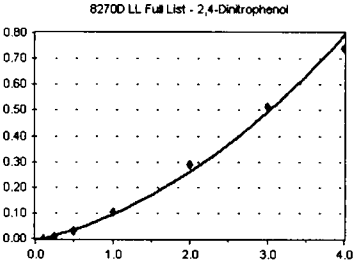

Standard	Concentration	Response	Response Factor	RT
~~9A30046-CAL1~~	~~20~~	~~0~~	~~0.000~~	~~0.00~~
~~9A30046-CAL2~~	~~50~~	~~0~~	~~0.000~~	~~0.00~~
~~9A30046-CAL3~~	~~100~~	~~0~~	~~0.000~~	~~0.00~~
9A30046-CAL4	200	686	1.378	9.92
9A30046-CAL5	500	4803	0.038	9.92
9A30046-CAL6	1000	14249	5.776	9.92
9A30046-CAL7	2000	55055	0.104	9.92
9A30046-CAL8	4000	155885	0.145	9.93
9A30046-CAL9	6000	286154	0.171	9.94
9A30046-CALA	8000	400481	0.184	9.95

AVE RF **0.102** RF RSD **66.15** AVE RT **9.93**

Element Calibration Review Sheet

Calibration ID: **A9A3103** Instrument: **SV-GCMS5** Calibration Date: **01/31/2019**

Analysis: **8270D LL Full List** Instrument Cal ID: **A9A3103**

4-Nitrophenol

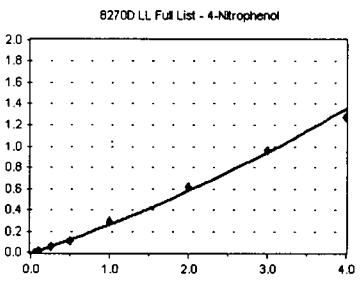

Curve Fit: **QUADRATIC: Weighting: (1/a^2), Origin: Ignore**

Standard	Concentration	Response	Response Factor	RT
~~9A30046-CAL1~~	~~20~~	~~335~~	~~6.901~~	~~9.99~~
~~9A30046-CAL2~~	~~50~~	~~1002~~	~~8.548~~	~~9.98~~
9A30046-CAL3	100	2407	0.102	9.97
9A30046-CAL4	200	6776	0.136	9.97
9A30046-CAL5	500	27714	0.217	9.97
9A30046-CAL6	1000	55114	0.223	9.97
9A30046-CAL7	2000	153275	0.290	9.98
9A30046-CAL8	4000	332708	0.309	9.99
9A30046-CAL9	6000	535869	0.321	10.00
9A30046-CALA	8000	695415	0.320	10.01

AVE RF **0.240** RF RSD **35.58** AVE RT **9.98**

2,4-Dinitrotoluene

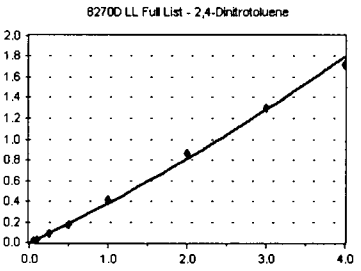

Curve Fit: **QUADRATIC: Weighting: (1/a^2), Origin: Ignore**

Standard	Concentration	Response	Response Factor	RT
~~9A30046-CAL1~~	~~20~~	~~575~~	~~0.118~~	~~10.05~~
~~9A30046-CAL2~~	~~50~~	~~1435~~	~~0.122~~	~~10.06~~
9A30046-CAL3	100	3832	0.162	10.05
9A30046-CAL4	200	11280	0.227	10.05
9A30046-CAL5	500	41590	0.326	10.05
9A30046-CAL6	1000	83270	0.338	10.06
9A30046-CAL7	2000	214871	0.407	10.06
9A30046-CAL8	4000	465322	0.432	10.07
9A30046-CAL9	6000	723845	0.434	10.08
9A30046-CALA	8000	930978	0.429	10.08

AVE RF **0.344** RF RSD **29.92** AVE RT **10.06**

Dibenzofuran

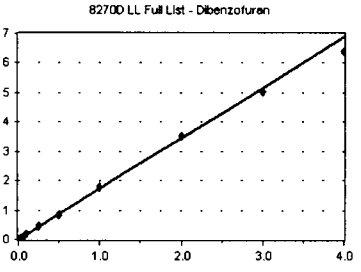

Curve Fit: **AVERAGE RF**

Standard	Concentration	Response	Response Factor	RT
9A30046-CAL1	20	8455	1.742	10.08
9A30046-CAL2	50	19948	1.702	10.08
9A30046-CAL3	100	40600	1.712	10.08
9A30046-CAL4	200	85176	1.711	10.08
9A30046-CAL5	500	231005	1.812	10.08
9A30046-CAL6	1000	418743	1.697	10.08
9A30046-CAL7	2000	931904	1.764	10.09
9A30046-CAL8	4000	1891403	1.754	10.09
9A30046-CAL9	6000	2796501	1.675	10.09
9A30046-CALA	8000	3482255	1.603	10.10

AVE RF **1.717** RF RSD **3.29** AVE RT **10.09**

2,3,5,6-Tetrachlorophenol

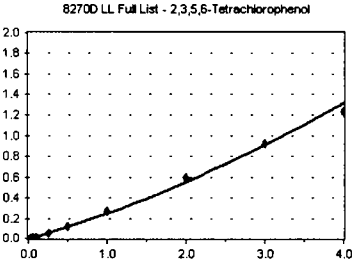

Curve Fit: **QUADRATIC: Weighting: (1/a^2), Origin: Ignore**

Standard	Concentration	Response	Response Factor	RT
~~9A30046-CAL1~~	~~20~~	~~340~~	~~7.004~~	~~10.16~~
9A30046-CAL2	50	1011	8.625	10.17
9A30046-CAL3	100	2714	0.114	10.16
9A30046-CAL4	200	7669	0.154	10.16
9A30046-CAL5	500	28568	0.224	10.16
9A30046-CAL6	1000	56972	0.231	10.16
9A30046-CAL7	2000	145369	0.275	10.16
9A30046-CAL8	4000	322748	0.299	10.17
9A30046-CAL9	6000	514203	0.308	10.17
9A30046-CALA	8000	669191	0.308	10.17

AVE RF **0.222** RF RSD **38.41** AVE RT **10.17**

Element Calibration Review Sheet

Calibration ID: **A9A3103** Instrument: **SV-GCMS5** Calibration Date: **01/31/2019**

Analysis: **8270D LL Full List** Instrument Cal ID: **A9A3103**

2,3,4,6-Tetrachlorophenol

Curve Fit: **QUADRATIC: Weighting: (1/a^2), Origin: Ignore**

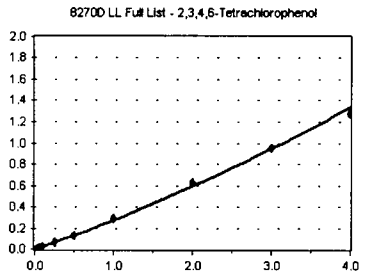

Standard	Concentration	Response	Response Factor	RT
~~9A30046-CAL1~~	~~20~~	~~529~~	~~0.109~~	~~10.21~~
9A30046-CAL2	50	1812	0.155	10.21
9A30046-CAL3	100	4318	0.182	10.21
9A30046-CAL4	200	9650	0.194	10.21
9A30046-CAL5	500	33782	0.265	10.21
9A30046-CAL6	1000	64617	0.262	10.21
9A30046-CAL7	2000	156617	0.297	10.21
9A30046-CAL8	4000	339662	0.315	10.21
9A30046-CAL9	6000	530685	0.318	10.22
9A30046-CALA	8000	692769	0.319	10.22

AVE RF **0.256** RF RSD **24.93** AVE RT **10.21**

2,3,5-Trimethylnaphthalene

Curve Fit: **AVERAGE RF**

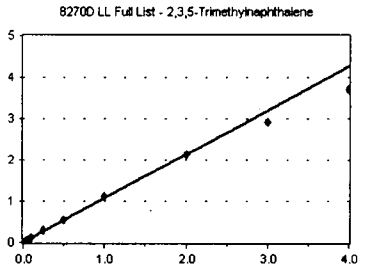

Standard	Concentration	Response	Response Factor	RT
9A30046-CAL1	20	5065	1.043	10.29
9A30046-CAL2	50	12539	1.070	10.29
9A30046-CAL3	100	25788	1.088	10.29
9A30046-CAL4	200	54877	1.102	10.29
9A30046-CAL5	500	148844	1.168	10.29
9A30046-CAL6	1000	270700	1.097	10.30
9A30046-CAL7	2000	590742	1.118	10.30
9A30046-CAL8	4000	1153744	1.070	10.30
9A30046-CAL9	6000	1629306	0.976	10.31
9A30046-CALA	8000	2005572	0.923	10.31

AVE RF **1.066** RF RSD **6.62** AVE RT **10.30**

Diethylphthalate

Curve Fit: **AVERAGE RF**

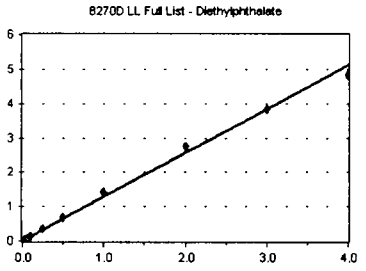

Standard	Concentration	Response	Response Factor	RT
9A30046-CAL1	20	5519	1.137	10.29
9A30046-CAL2	50	13590	1.159	10.30
9A30046-CAL3	100	27965	1.179	10.29
9A30046-CAL4	200	64179	1.289	10.29
9A30046-CAL5	500	182306	1.430	10.30
9A30046-CAL6	1000	329843	1.337	10.30
9A30046-CAL7	2000	754784	1.429	10.30
9A30046-CAL8	4000	1485515	1.378	10.31
9A30046-CAL9	6000	2138606	1.281	10.31
9A30046-CALA	8000	2624972	1.209	10.32

AVE RF **1.283** RF RSD **8.53** AVE RT **10.30**

4-Chlorophenyl phenyl ether

Curve Fit: **AVERAGE RF**

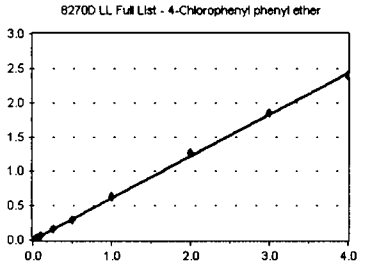

Standard	Concentration	Response	Response Factor	RT
9A30046-CAL1	20	3010	0.620	10.43
9A30046-CAL2	50	6698	0.571	10.43
9A30046-CAL3	100	13730	0.579	10.43
9A30046-CAL4	200	29765	0.598	10.43
9A30046-CAL5	500	81475	0.639	10.43
9A30046-CAL6	1000	146848	0.595	10.43
9A30046-CAL7	2000	334037	0.632	10.43
9A30046-CAL8	4000	685667	0.636	10.43
9A30046-CAL9	6000	1030051	0.617	10.44
9A30046-CALA	8000	1303879	0.600	10.44

AVE RF **0.609** RF RSD **3.90** AVE RT **10.43**

Element Calibration Review Sheet

Calibration ID: **A9A3103** Instrument: **SV-GCMS5** Calibration Date: **01/31/2019**

Analysis: **8270D LL Full List** Instrument Cal ID: **A9A3103**

Fluorene

Curve Fit: **AVERAGE RF**

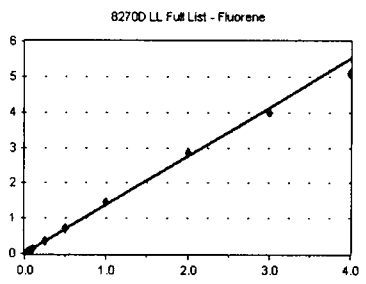

Standard	Concentration	Response	Response Factor	RT
9A30046-CAL1	20	6383	1.315	10.44
9A30046-CAL2	50	15560	1.327	10.44
9A30046-CAL3	100	32279	1.361	10.44
9A30046-CAL4	200	69347	1.393	10.44
9A30046-CAL5	500	189023	1.483	10.44
9A30046-CAL6	1000	344351	1.396	10.44
9A30046-CAL7	2000	765816	1.450	10.44
9A30046-CAL8	4000	1531912	1.421	10.44
9A30046-CAL9	6000	2221082	1.330	10.45
9A30046-CALA	8000	2767503	1.274	10.45

AVE RF **1.375** RF RSD **4.74** AVE RT **10.44**

4-Nitroaniline

Curve Fit: **AVERAGE RF**

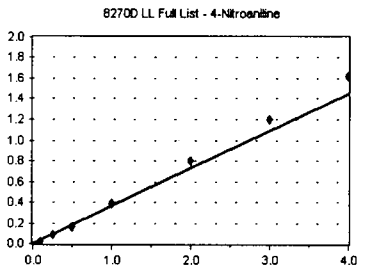

Standard	Concentration	Response	Response Factor	RT
~~9A30046-CAL1~~	~~20~~	~~713~~	~~0.147~~	~~10.44~~
~~9A30046-CAL2~~	~~50~~	~~2087~~	~~0.178~~	~~10.44~~
~~9A30046-CAL3~~	~~100~~	~~5107~~	~~0.215~~	~~10.44~~
9A30046-CAL4	200	13118	0.264	10.44
9A30046-CAL5	500	45265	0.355	10.44
9A30046-CAL6	1000	79908	0.324	10.44
9A30046-CAL7	2000	207882	0.394	10.45
9A30046-CAL8	4000	430052	0.399	10.46
9A30046-CAL9	6000	669009	0.401	10.47
9A30046-CALA	8000	879385	0.405	10.49

AVE RF **0.363** RF RSD **14.62** AVE RT **10.45**

4,6-Dinitro-2-methylphenol

Curve Fit: **QUADRATIC: Weighting: (1/a^2), Origin: Ignore**

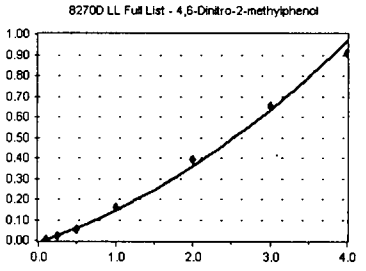

Standard	Concentration	Response	Response Factor	RT
~~9A30046-CAL1~~	~~20~~	~~0~~	~~0.000~~	~~0.00~~
~~9A30046-CAL2~~	~~50~~	~~74~~	~~6.313~~	~~10.48~~
~~9A30046-CAL3~~	~~100~~	~~342~~	~~1.442~~	~~10.47~~
9A30046-CAL4	200	1644	3.302	10.47
9A30046-CAL5	500	10218	8.016	10.47
9A30046-CAL6	1000	25579	0.104	10.47
9A30046-CAL7	2000	84552	0.160	10.48
9A30046-CAL8	4000	212554	0.197	10.49
9A30046-CAL9	6000	362560	0.217	10.50
9A30046-CALA	8000	494172	0.228	10.51

AVE RF **0.146** RF RSD **51.27** AVE RT **10.49**

N-Nitrosodiphenylamine

Curve Fit: **AVERAGE RF**

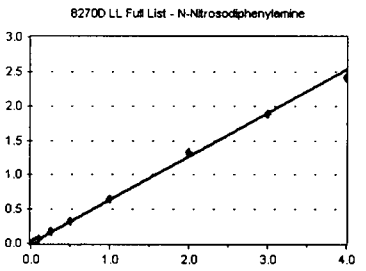

Standard	Concentration	Response	Response Factor	RT
9A30046-CAL1	20	4930	0.539	10.54
9A30046-CAL2	50	11920	0.606	10.54
9A30046-CAL3	100	24736	0.626	10.54
9A30046-CAL4	200	55485	0.652	10.54
9A30046-CAL5	500	159639	0.683	10.54
9A30046-CAL6	1000	278990	0.664	10.54
9A30046-CAL7	2000	652932	0.655	10.55
9A30046-CAL8	4000	1315096	0.663	10.55
9A30046-CAL9	6000	1960689	0.626	10.56
9A30046-CALA	8000	2473583	0.604	10.57

AVE RF **0.632** RF RSD **6.60** AVE RT **10.55**

Element Calibration Review Sheet

Calibration ID: **A9A3103** Instrument: **SV-GCMS5** Calibration Date: **01/31/2019**

Analysis: **8270D LL Full List** Instrument Cal ID: **A9A3103**

Azobenzene (1,2-DPH)

Curve Fit: **AVERAGE RF**

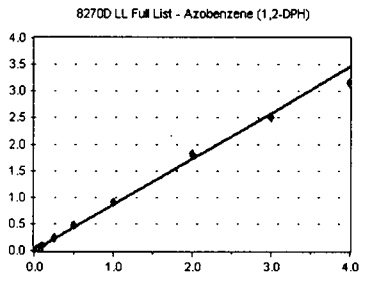

Standard	Concentration	Response	Response Factor	RT
9A30046-CAL1	20	6350	0.694	10.59
9A30046-CAL2	50	16055	0.817	10.59
9A30046-CAL3	100	34575	0.875	10.59
9A30046-CAL4	200	76986	0.905	10.59
9A30046-CAL5	500	223701	0.957	10.59
9A30046-CAL6	1000	394223	0.938	10.59
9A30046-CAL7	2000	914026	0.917	10.59
9A30046-CAL8	4000	1800004	0.908	10.59
9A30046-CAL9	6000	2612835	0.835	10.60
9A30046-CALA	8000	3228382	0.788	10.60

AVE RF **0.863** RF RSD **9.31** AVE RT **10.59**

2,4,6-Tribromophenol (Surr)

Curve Fit: **QUADRATIC: Weighting: (1/a^2), Origin: Ignore**

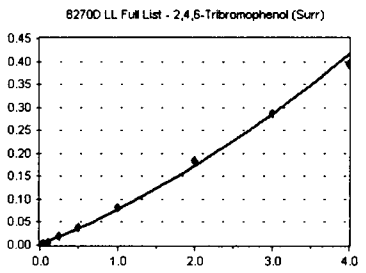

Standard	Concentration	Response	Response Factor	RT
9A30046-CAL1	20	229	2.504	10.68
9A30046-CAL2	50	770	0.039	10.68
9A30046-CAL3	100	2028	5.130	10.68
9A30046-CAL4	200	5139	6.038	10.68
9A30046-CAL5	500	17303	7.400	10.68
9A30046-CAL6	1000	33163	7.888	10.68
9A30046-CAL7	2000	82762	8.302	10.68
9A30046-CAL8	4000	183331	9.248	10.69
9A30046-CAL9	6000	299172	0.096	10.69
9A30046-CALA	8000	403091	9.843	10.70

AVE RF **6.983** RF RSD **35.87** AVE RT **10.69**

4-Bromophenyl phenyl ether

Curve Fit: **AVERAGE RF**

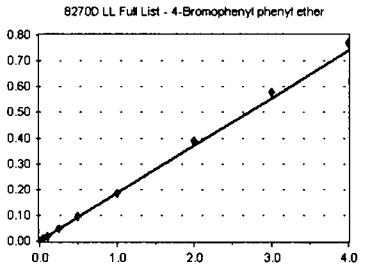

Standard	Concentration	Response	Response Factor	RT
9A30046-CAL1	20	1566	0.171	10.93
9A30046-CAL2	50	3436	0.175	10.93
9A30046-CAL3	100	7025	0.178	10.93
9A30046-CAL4	200	15771	0.185	10.93
9A30046-CAL5	500	44122	0.189	10.92
9A30046-CAL6	1000	78242	0.186	10.93
9A30046-CAL7	2000	186018	0.187	10.93
9A30046-CAL8	4000	385860	0.195	10.93
9A30046-CAL9	6000	602434	0.192	10.93
9A30046-CALA	8000	789349	0.193	10.94

AVE RF **0.185** RF RSD **4.31** AVE RT **10.93**

Hexachlorobenzene

Curve Fit: **AVERAGE RF**

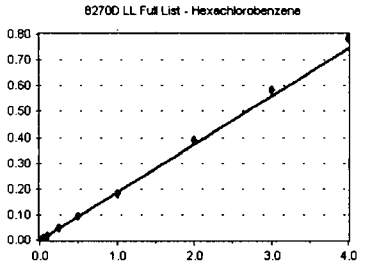

Standard	Concentration	Response	Response Factor	RT
9A30046-CAL1	20	1571	0.172	11.01
9A30046-CAL2	50	3548	0.180	11.01
9A30046-CAL3	100	7238	0.183	11.01
9A30046-CAL4	200	15793	0.186	11.01
9A30046-CAL5	500	42972	0.184	11.01
9A30046-CAL6	1000	79296	0.189	11.01
9A30046-CAL7	2000	182419	0.183	11.01
9A30046-CAL8	4000	387180	0.195	11.01
9A30046-CAL9	6000	606966	0.194	11.02
9A30046-CALA	8000	801760	0.196	11.03

AVE RF **0.186** RF RSD **4.03** AVE RT **11.01**

Element Calibration Review Sheet

Calibration ID: **A9A3103** Instrument: **SV-GCMS5** Calibration Date: **01/31/2019**

Analysis: **8270D LL Full List** Instrument Cal ID: **A9A3103**

Pentachlorophenol (PCP)

Curve Fit: **QUADRATIC: Weighting: (1/a^2), Origin: Ignore**

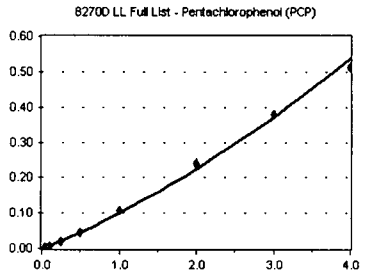

Standard	Concentration	Response	Response Factor	RT
~~9A30046-CAL1~~	~~20~~	~~315~~	~~3.444~~	~~11.20~~
~~9A30046-CAL2~~	~~50~~	~~571~~	~~0.029~~	~~11.21~~
9A30046-CAL3	100	1341	3.392	11.20
9A30046-CAL4	200	4272	5.019	11.20
9A30046-CAL5	500	18186	7.778	11.20
9A30046-CAL6	1000	38085	9.059	11.20
9A30046-CAL7	2000	106556	0.107	11.20
9A30046-CAL8	4000	237575	0.120	11.21
9A30046-CAL9	6000	395292	0.126	11.21
9A30046-CALA	8000	524085	0.128	11.21

AVE RF **9.169** RF RSD **38.65** AVE RT **11.20**

Phenanthrene-d10 (ISTD)

Curve Fit: **AVERAGE RF**

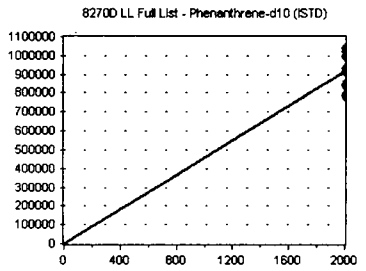

Standard	Concentration	Response	Response Factor	RT
9A30046-CAL1	2000	914631	457.316	11.40
9A30046-CAL2	2000	786274	393.137	11.40
9A30046-CAL3	2000	790595	395.298	11.40
9A30046-CAL4	2000	851122	425.561	11.40
9A30046-CAL5	2000	935268	467.634	11.40
9A30046-CAL6	2000	840808	420.404	11.40
9A30046-CAL7	2000	996904	498.452	11.40
9A30046-CAL8	2000	991158	495.579	11.40
9A30046-CAL9	2000	1043364	521.682	11.40
9A30046-CALA	2000	1023802	511.901	11.41

AVE RF **458.696** RF RSD **10.46** AVE RT **11.40**

Phenanthrene

Curve Fit: **AVERAGE RF**

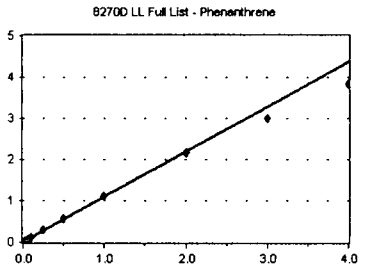

Standard	Concentration	Response	Response Factor	RT
9A30046-CAL1	20	10388	1.136	11.42
9A30046-CAL2	50	22253	1.132	11.42
9A30046-CAL3	100	45679	1.156	11.42
9A30046-CAL4	200	96988	1.140	11.42
9A30046-CAL5	500	271509	1.161	11.42
9A30046-CAL6	1000	468364	1.114	11.42
9A30046-CAL7	2000	1092838	1.096	11.43
9A30046-CAL8	4000	2134782	1.077	11.43
9A30046-CAL9	6000	3142052	1.004	11.43
9A30046-CALA	8000	3940073	0.962	11.44

AVE RF **1.098** RF RSD **6.05** AVE RT **11.42**

Anthracene

Curve Fit: **AVERAGE RF**

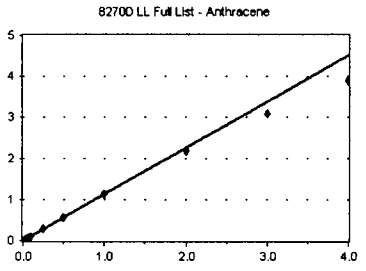

Standard	Concentration	Response	Response Factor	RT
9A30046-CAL1	20	10748	1.175	11.47
9A30046-CAL2	50	23381	1.189	11.47
9A30046-CAL3	100	46433	1.175	11.47
9A30046-CAL4	200	99476	1.169	11.47
9A30046-CAL5	500	280169	1.198	11.47
9A30046-CAL6	1000	482023	1.147	11.47
9A30046-CAL7	2000	1119959	1.123	11.47
9A30046-CAL8	4000	2161101	1.090	11.48
9A30046-CAL9	6000	3204108	1.024	11.49
9A30046-CALA	8000	3984243	0.973	11.49

AVE RF **1.126** RF RSD **6.71** AVE RT **11.48**

Element Calibration Review Sheet

Calibration ID: **A9A3103** Instrument: **SV-GCMS5** Calibration Date: **01/31/2019**

Analysis: **8270D LL Full List** Instrument Cal ID: **A9A3103**

Carbazole

Curve Fit: **AVERAGE RF**

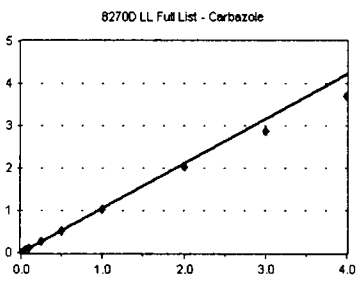

Standard	Concentration	Response	Response Factor	RT
9A30046-CAL1	20	11056	1.209	11.63
9A30046-CAL2	50	21647	1.101	11.63
9A30046-CAL3	100	43052	1.089	11.63
9A30046-CAL4	200	91479	1.075	11.63
9A30046-CAL5	500	257322	1.101	11.63
9A30046-CAL6	1000	436227	1.038	11.63
9A30046-CAL7	2000	1032155	1.035	11.63
9A30046-CAL8	4000	2012508	1.015	11.63
9A30046-CAL9	6000	2995482	0.957	11.64
9A30046-CALA	8000	3792212	0.926	11.65

AVE RF **1.055** RF RSD **7.61** AVE RT **11.63**

Di-n-butylphthalate

Curve Fit: **AVERAGE RF**

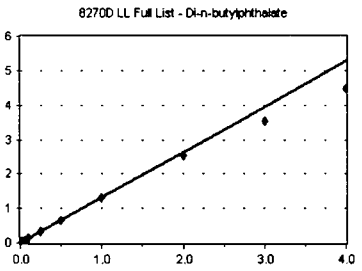

Standard	Concentration	Response	Response Factor	RT
9A30046-CAL1	20	15373	1.681	11.97
9A30046-CAL2	50	26968	1.372	11.97
9A30046-CAL3	100	51497	1.303	11.97
9A30046-CAL4	200	111961	1.315	11.97
9A30046-CAL5	500	318442	1.362	11.97
9A30046-CAL6	1000	541942	1.289	11.97
9A30046-CAL7	2000	1296945	1.301	11.97
9A30046-CAL8	4000	2515776	1.269	11.97
9A30046-CAL9	6000	3697863	1.181	11.98
9A30046-CALA	8000	4593818	1.122	11.98

AVE RF **1.320** RF RSD **11.22** AVE RT **11.97**

Fluoranthene

Curve Fit: **AVERAGE RF**

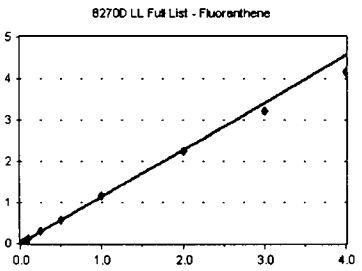

Standard	Concentration	Response	Response Factor	RT
9A30046-CAL1	20	10781	1.179	12.74
9A30046-CAL2	50	22810	1.160	12.75
9A30046-CAL3	100	45822	1.159	12.74
9A30046-CAL4	200	98210	1.154	12.74
9A30046-CAL5	500	281703	1.205	12.74
9A30046-CAL6	1000	478274	1.138	12.75
9A30046-CAL7	2000	1147170	1.151	12.75
9A30046-CAL8	4000	2228063	1.124	12.75
9A30046-CAL9	6000	3367710	1.076	12.76
9A30046-CALA	8000	4263906	1.041	12.76

AVE RF **1.139** RF RSD **4.23** AVE RT **12.75**

Benzidine

Curve Fit: **QUADRATIC: Weighting: (1/a^2), Origin: Ignore**

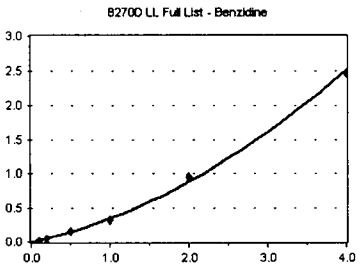

Standard	Concentration	Response	Response Factor	RT
~~9A30046-CAL1~~	~~40~~	~~1323~~	~~7.232~~	~~12.90~~
~~9A30046-CAL2~~	~~100~~	~~6453~~	~~0.164~~	~~12.91~~
9A30046-CAL3	200	18666	0.236	12.90
9A30046-CAL4	400	37500	0.220	12.90
9A30046-CAL5	1000	152834	0.327	12.90
9A30046-CAL6	2000	270903	0.322	12.90
9A30046-CAL7	4000	956344	0.480	12.91
9A30046-CAL8	8000	2439653	0.615	12.92
~~9A30046-CAL9~~	~~12000~~	~~3789861~~	~~0.605~~	~~12.93~~
~~9A30046-CALA~~	~~16000~~	~~4855656~~	~~0.593~~	~~12.93~~

AVE RF **0.367** RF RSD **41.65** AVE RT **12.91**

Element Calibration Review Sheet

Calibration ID: **A9A3103** Instrument: **SV-GCMS5** Calibration Date: **01/31/2019**

Analysis: **8270D LL Full List** Instrument Cal ID: **A9A3103**

Pyrene

Curve Fit: **AVERAGE RF**

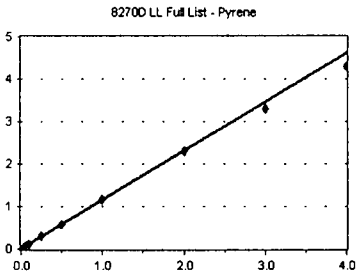

Standard	Concentration	Response	Response Factor	RT
9A30046-CAL1	20	10777	1.178	13.06
9A30046-CAL2	50	23055	1.173	13.06
9A30046-CAL3	100	46111	1.166	13.06
9A30046-CAL4	200	100024	1.175	13.06
9A30046-CAL5	500	285718	1.222	13.06
9A30046-CAL6	1000	486318	1.157	13.06
9A30046-CAL7	2000	1167359	1.171	13.06
9A30046-CAL8	4000	2275000	1.148	13.07
9A30046-CAL9	6000	3451729	1.103	13.08
9A30046-CALA	8000	4397051	1.074	13.08

AVE RF **1.157** RF RSD **3.59** AVE RT **13.07**

p-Terphenyl-d14 (Surr)

Curve Fit: **AVERAGE RF**

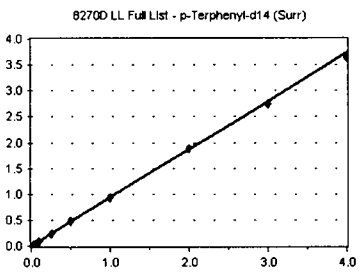

Standard	Concentration	Response	Response Factor	RT
9A30046-CAL1	20	7570	0.891	13.28
9A30046-CAL2	50	16079	0.926	13.28
9A30046-CAL3	100	32265	0.935	13.28
9A30046-CAL4	200	69836	0.967	13.28
9A30046-CAL5	500	202060	0.963	13.28
9A30046-CAL6	1000	340885	0.964	13.28
9A30046-CAL7	2000	841709	0.932	13.28
9A30046-CAL8	4000	1664387	0.938	13.29
9A30046-CAL9	6000	2557660	0.919	13.29
9A30046-CALA	8000	3299466	0.909	13.29

AVE RF **0.934** RF RSD **2.67** AVE RT **13.28**

Butyl benzyl phthalate

Curve Fit: **AVERAGE RF**

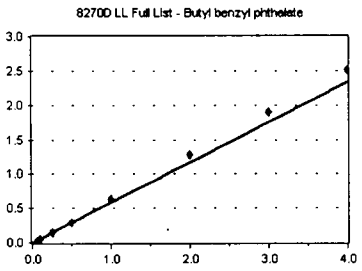

Standard	Concentration	Response	Response Factor	RT
~~9A30046-CAL1~~	~~20~~	~~3108~~	~~0.366~~	~~14.15~~
~~9A30046-CAL2~~	~~50~~	~~7172~~	~~0.413~~	~~14.15~~
9A30046-CAL3	100	14773	0.428	14.16
9A30046-CAL4	200	38485	0.533	14.15
9A30046-CAL5	500	124269	0.592	14.15
9A30046-CAL6	1000	212214	0.600	14.16
9A30046-CAL7	2000	564166	0.625	14.16
9A30046-CAL8	4000	1137127	0.641	14.17
9A30046-CAL9	6000	1765700	0.634	14.18
9A30046-CALA	8000	2274562	0.627	14.18

AVE RF **0.585** RF RSD **12.35** AVE RT **14.16**

Bis(2-Ethylhexyl) adipate

Curve Fit: **AVERAGE RF**

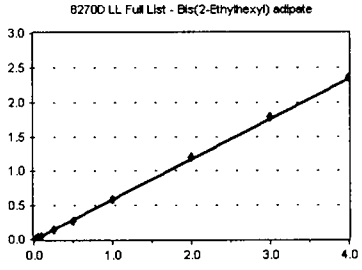

Standard	Concentration	Response	Response Factor	RT
~~9A30046-CAL1~~	~~20~~	~~9073~~	~~1.068~~	~~14.34~~
9A30046-CAL2	50	11698	0.674	14.34
9A30046-CAL3	100	18339	0.531	14.34
9A30046-CAL4	200	40129	0.556	14.34
9A30046-CAL5	500	118447	0.565	14.34
9A30046-CAL6	1000	197213	0.558	14.34
9A30046-CAL7	2000	522769	0.579	14.35
9A30046-CAL8	4000	1061254	0.598	14.35
9A30046-CAL9	6000	1647877	0.592	14.36
9A30046-CALA	8000	2130742	0.587	14.36

AVE RF **0.582** RF RSD **6.92** AVE RT **14.35**

Element Calibration Review Sheet

Calibration ID: **A9A3103** Instrument: **SV-GCMS5** Calibration Date: **01/31/2019**

Analysis: **8270D LL Full List** Instrument Cal ID: **A9A3103**

3,3'-Dichlorobenzidine

Curve Fit: **QUADRATIC: Weighting: (1/a^2), Origin: Ignore**

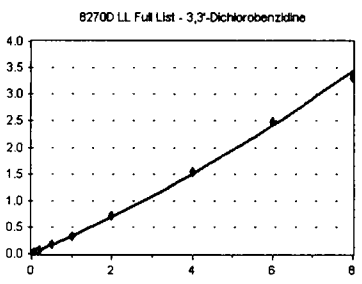

Standard	Concentration	Response	Response Factor	RT
9A30046-CAL1	40	2805	0.165	15.35
9A30046-CAL2	100	8063	0.232	15.35
9A30046-CAL3	200	18339	0.266	15.34
9A30046-CAL4	400	43713	0.303	15.34
9A30046-CAL5	1000	145270	0.346	15.35
9A30046-CAL6	2000	231650	0.327	15.35
9A30046-CAL7	4000	642844	0.356	15.36
9A30046-CAL8	8000	1371474	0.386	15.38
9A30046-CAL9	12000	2297909	0.413	15.40
9A30046-CALA	16000	2995565	0.413	15.41

AVE RF **0.321** RF RSD **25.15** AVE RT **15.36**

Benz(a)anthracene

Curve Fit: **AVERAGE RF**

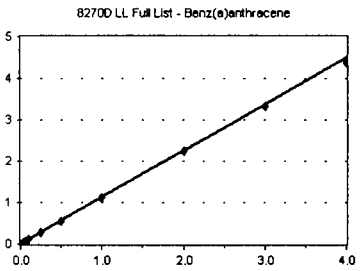

Standard	Concentration	Response	Response Factor	RT
9A30046-CAL1	20	10870	1.280	15.39
9A30046-CAL2	50	20129	1.160	15.39
9A30046-CAL3	100	37587	1.089	15.38
9A30046-CAL4	200	79592	1.103	15.38
9A30046-CAL5	500	236770	1.129	15.39
9A30046-CAL6	1000	387630	1.096	15.39
9A30046-CAL7	2000	997082	1.104	15.40
9A30046-CAL8	4000	1987811	1.120	15.41
9A30046-CAL9	6000	3081071	1.107	15.42
9A30046-CALA	8000	3973101	1.094	15.43

AVE RF **1.128** RF RSD **5.07** AVE RT **15.40**

Chrysene-d12 (ISTD)

Curve Fit: **AVERAGE RF**

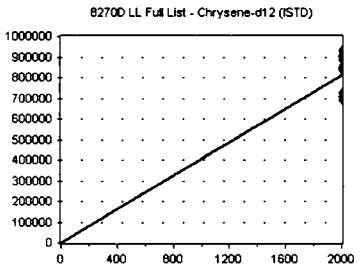

Standard	Concentration	Response	Response Factor	RT
9A30046-CAL1	2000	849263	424.632	15.42
9A30046-CAL2	2000	694365	347.183	15.41
9A30046-CAL3	2000	690491	345.246	15.41
9A30046-CAL4	2000	721909	360.954	15.41
9A30046-CAL5	2000	839042	419.521	15.42
9A30046-CAL6	2000	707423	353.712	15.42
9A30046-CAL7	2000	902831	451.416	15.42
9A30046-CAL8	2000	887261	443.631	15.43
9A30046-CAL9	2000	927852	463.926	15.44
9A30046-CALA	2000	907570	453.785	15.45

AVE RF **406.400** RF RSD **12.04** AVE RT **15.42**

Chrysene

Curve Fit: **AVERAGE RF**

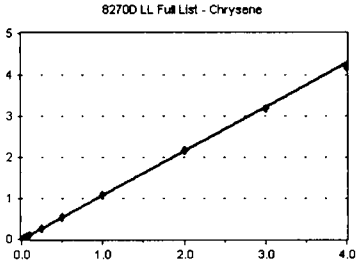

Standard	Concentration	Response	Response Factor	RT
9A30046-CAL1	20	9138	1.076	15.47
9A30046-CAL2	50	18408	1.060	15.46
9A30046-CAL3	100	36919	1.069	15.47
9A30046-CAL4	200	77934	1.080	15.47
9A30046-CAL5	500	232271	1.107	15.47
9A30046-CAL6	1000	381765	1.079	15.48
9A30046-CAL7	2000	973945	1.079	15.49
9A30046-CAL8	4000	1929550	1.087	15.50
9A30046-CAL9	6000	2949203	1.060	15.51
9A30046-CALA	8000	3809563	1.049	15.52

AVE RF **1.075** RF RSD **1.52** AVE RT **15.48**

Element Calibration Review Sheet

Calibration ID: **A9A3103** Instrument: **SV-GCMS5** Calibration Date: **01/31/2019**

Analysis: **8270D LL Full List** Instrument Cal ID: **A9A3103**

Bis(2-ethylhexyl)phthalate

Curve Fit: **AVERAGE RF**

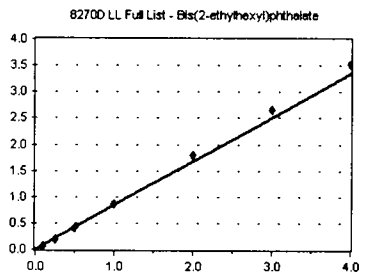

Standard	Concentration	Response	Response Factor	RT
~~9A30046-CAL1~~	~~20~~	~~3944~~	~~0.464~~	~~15.54~~
~~9A30046-CAL2~~	~~50~~	~~8608~~	~~0.496~~	~~15.54~~
~~9A30046-CAL3~~	~~100~~	~~19228~~	~~0.557~~	~~15.55~~
9A30046-CAL4	200	50647	0.702	15.54
9A30046-CAL5	500	168525	0.803	15.54
9A30046-CAL6	1000	289406	0.818	15.54
9A30046-CAL7	2000	783437	0.868	15.55
9A30046-CAL8	4000	1587394	0.895	15.56
9A30046-CAL9	6000	2465950	0.886	15.56
9A30046-CALA	8000	3197212	0.881	15.57

AVE RF **0.836** RF RSD **8.23** AVE RT **15.55**

Di-n-octyl phthalate

Curve Fit: **QUADRATIC: Weighting: (1/a^2), Origin: Ignore**

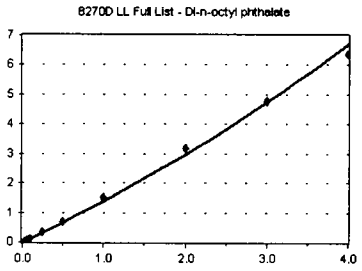

Standard	Concentration	Response	Response Factor	RT
~~9A30046-CAL1~~	~~20~~	~~3881~~	~~0.504~~	~~17.24~~
9A30046-CAL2	50	9748	0.636	17.24
9A30046-CAL3	100	21395	0.699	17.23
9A30046-CAL4	200	63652	0.991	17.23
9A30046-CAL5	500	245753	1.292	17.24
9A30046-CAL6	1000	421456	1.338	17.24
9A30046-CAL7	2000	1248768	1.504	17.24
9A30046-CAL8	4000	2594376	1.589	17.25
9A30046-CAL9	6000	4069870	1.585	17.26
9A30046-CALA	8000	5278776	1.585	17.27

AVE RF **1.247** RF RSD **30.56** AVE RT **17.24**

Benzo(b)fluoranthene

Curve Fit: **AVERAGE RF**

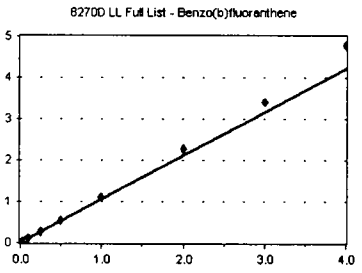

Standard	Concentration	Response	Response Factor	RT
9A30046-CAL1	20	6730	0.874	18.02
9A30046-CAL2	50	14286	0.932	18.02
9A30046-CAL3	100	29112	0.952	18.02
9A30046-CAL4	200	66187	1.030	18.02
9A30046-CAL5	500	209622	1.102	18.02
9A30046-CAL6	1000	343841	1.091	18.02
9A30046-CAL7	2000	927026	1.116	18.03
9A30046-CAL8	4000	1854491	1.136	18.05
9A30046-CAL9	6000	2914506	1.135	18.06
9A30046-CALA	8000	3991347	1.199	18.08

AVE RF **1.057** RF RSD **9.99** AVE RT **18.03**

Benzo(b+k)fluoranthene(s)

Curve Fit: **AVERAGE RF**

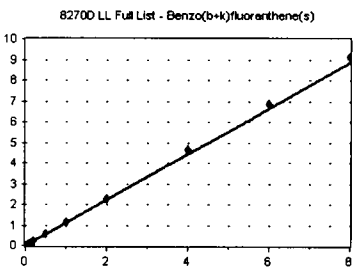

Standard	Concentration	Response	Response Factor	RT
9A30046-CAL1	40	15677	1.018	18.09
9A30046-CAL2	100	31983	1.043	18.02
9A30046-CAL3	200	63728	1.041	18.08
9A30046-CAL4	400	141743	1.103	18.02
9A30046-CAL5	1000	437476	1.150	18.09
9A30046-CAL6	2000	717329	1.138	18.09
9A30046-CAL7	4000	1906416	1.148	18.10
9A30046-CAL8	8000	3805265	1.166	18.12
9A30046-CAL9	12000	5886892	1.146	18.14
9A30046-CALA	16000	7617275	1.144	18.15

AVE RF **1.110** RF RSD **4.95** AVE RT **18.09**

Element Calibration Review Sheet

Calibration ID: **A9A3103** Instrument: **SV-GCMS5** Calibration Date: **01/31/2019**

Analysis: **8270D LL Full List** Instrument Cal ID: **A9A3103**

Benzo(k)fluoranthene

Curve Fit: **AVERAGE RF**

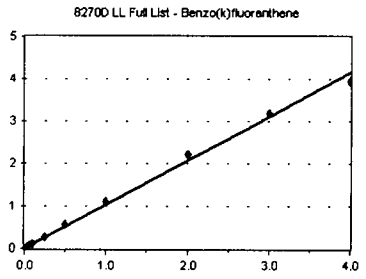

Standard	Concentration	Response	Response Factor	RT
9A30046-CAL1	20	7026	0.912	18.09
9A30046-CAL2	50	14559	0.950	18.09
9A30046-CAL3	100	29589	0.967	18.08
9A30046-CAL4	200	67887	1.057	18.09
9A30046-CAL5	500	210325	1.106	18.09
9A30046-CAL6	1000	349392	1.109	18.09
9A30046-CAL7	2000	931062	1.121	18.10
9A30046-CAL8	4000	1814554	1.112	18.12
9A30046-CAL9	6000	2736373	1.065	18.14
9A30046-CALA	8000	3282962	0.986	18.15

AVE RF **1.038** RF RSD **7.49** AVE RT **18.10**

Benzo(e)pyrene

Curve Fit: **AVERAGE RF**

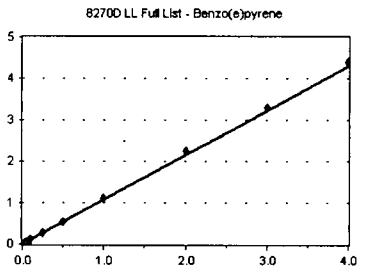

Standard	Concentration	Response	Response Factor	RT
9A30046-CAL1	20	7648	0.993	18.68
9A30046-CAL2	50	15484	1.010	18.67
9A30046-CAL3	100	31282	1.022	18.67
9A30046-CAL4	200	68515	1.066	18.67
9A30046-CAL5	500	211572	1.112	18.68
9A30046-CAL6	1000	347001	1.101	18.68
9A30046-CAL7	2000	912421	1.099	18.70
9A30046-CAL8	4000	1835807	1.125	18.72
9A30046-CAL9	6000	2825299	1.100	18.73
9A30046-CALA	8000	3659927	1.099	18.74

AVE RF **1.073** RF RSD **4.41** AVE RT **18.69**

Benzo(a)pyrene

Curve Fit: **AVERAGE RF**

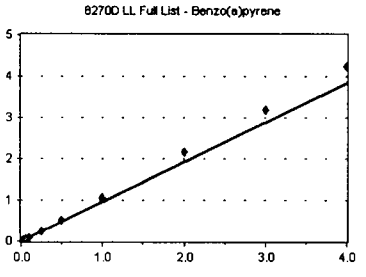

Standard	Concentration	Response	Response Factor	RT
9A30046-CAL1	20	5806	0.754	18.80
9A30046-CAL2	50	12367	0.807	18.80
9A30046-CAL3	100	25304	0.827	18.80
9A30046-CAL4	200	58935	0.917	18.80
9A30046-CAL5	500	193455	1.017	18.80
9A30046-CAL6	1000	319982	1.016	18.80
9A30046-CAL7	2000	875788	1.055	18.82
9A30046-CAL8	4000	1767067	1.083	18.84
9A30046-CAL9	6000	2720886	1.059	18.86
9A30046-CALA	8000	3529245	1.060	18.87

AVE RF **0.959** RF RSD **12.80** AVE RT **18.82**

Perylene-d12 (ISTD)

Curve Fit: **AVERAGE RF**

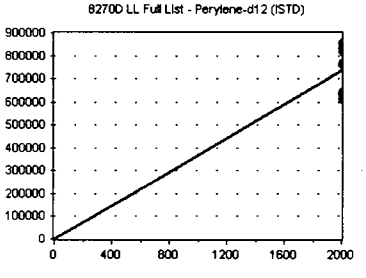

Standard	Concentration	Response	Response Factor	RT
9A30046-CAL1	2000	770351	385.176	18.95
9A30046-CAL2	2000	613296	306.648	18.95
9A30046-CAL3	2000	611891	305.945	18.95
9A30046-CAL4	2000	642441	321.220	18.95
9A30046-CAL5	2000	760928	380.464	18.95
9A30046-CAL6	2000	630113	315.057	18.95
9A30046-CAL7	2000	830313	415.157	18.96
9A30046-CAL8	2000	816129	408.064	18.97
9A30046-CAL9	2000	856100	428.050	18.97
9A30046-CALA	2000	832510	416.255	18.98

AVE RF **368.204** RF RSD **13.68** AVE RT **18.96**

Element Calibration Review Sheet

Calibration ID: **A9A3103** Instrument: **SV-GCMS5** Calibration Date: **01/31/2019**

Analysis: **8270D LL Full List** Instrument Cal ID: **A9A3103**

Perylene

Curve Fit: **AVERAGE RF**

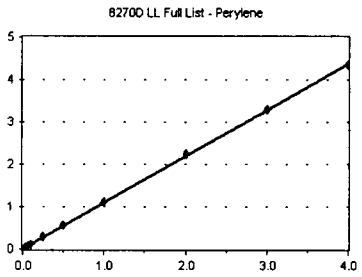

Standard	Concentration	Response	Response Factor	RT
9A30046-CAL1	20	7762	1.008	19.00
9A30046-CAL2	50	16978	1.107	19.01
9A30046-CAL3	100	33514	1.095	19.01
9A30046-CAL4	200	70185	1.092	19.00
9A30046-CAL5	500	216816	1.140	19.01
9A30046-CAL6	1000	350972	1.114	19.01
9A30046-CAL7	2000	918814	1.107	19.02
9A30046-CAL8	4000	1826834	1.119	19.04
9A30046-CAL9	6000	2815058	1.096	19.06
9A30046-CALA	8000	3618955	1.087	19.08

AVE RF **1.097** RF RSD **3.18** AVE RT **19.02**

Dibenz(a,h)anthracene-d14 (ISTD)

Curve Fit: **AVERAGE RF**

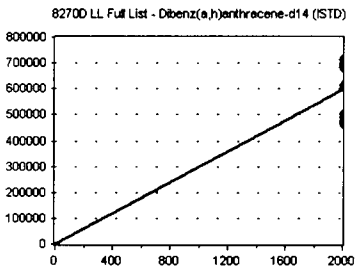

Standard	Concentration	Response	Response Factor	RT
9A30046-CAL1	2000	614628	307.314	21.35
9A30046-CAL2	2000	475223	237.612	21.35
9A30046-CAL3	2000	467911	233.955	21.35
9A30046-CAL4	2000	493160	246.580	21.35
9A30046-CAL5	2000	615052	307.526	21.35
9A30046-CAL6	2000	502143	251.072	21.35
9A30046-CAL7	2000	698997	349.498	21.36
9A30046-CAL8	2000	692377	346.188	21.37
9A30046-CAL9	2000	715157	357.578	21.39
9A30046-CALA	2000	683312	341.656	21.40

AVE RF **297.898** RF RSD **17.04** AVE RT **21.36**

Indeno(1,2,3-cd)pyrene

Curve Fit: **AVERAGE RF**

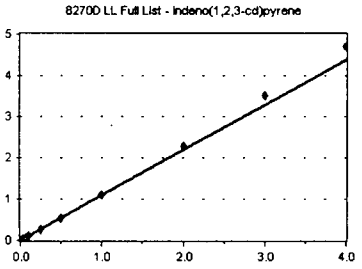

Standard	Concentration	Response	Response Factor	RT
9A30046-CAL1	20	6544	1.065	21.34
9A30046-CAL2	50	12358	1.040	21.34
9A30046-CAL3	100	24570	1.050	21.34
9A30046-CAL4	200	51991	1.054	21.34
9A30046-CAL5	500	166318	1.082	21.35
9A30046-CAL6	1000	270568	1.078	21.35
9A30046-CAL7	2000	772179	1.105	21.37
9A30046-CAL8	4000	1577648	1.139	21.39
9A30046-CAL9	6000	2513172	1.171	21.41
9A30046-CALA	8000	3220620	1.178	21.42

AVE RF **1.096** RF RSD **4.60** AVE RT **21.36**

Dibenz(a,h)anthracene

Curve Fit: **AVERAGE RF**

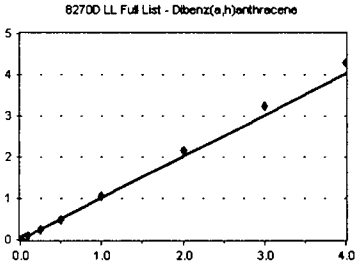

Standard	Concentration	Response	Response Factor	RT
9A30046-CAL1	20	5352	0.871	21.41
9A30046-CAL2	50	11253	0.947	21.41
9A30046-CAL3	100	22041	0.942	21.41
9A30046-CAL4	200	48121	0.976	21.41
9A30046-CAL5	500	156689	1.019	21.41
9A30046-CAL6	1000	250339	0.997	21.41
9A30046-CAL7	2000	733789	1.050	21.43
9A30046-CAL8	4000	1499940	1.083	21.44
9A30046-CAL9	6000	2316997	1.080	21.47
9A30046-CALA	8000	2936332	1.074	21.48

AVE RF **1.004** RF RSD **7.04** AVE RT **21.43**

Element Calibration Review Sheet

Calibration ID: **A9A3103** Instrument: **SV-GCMS5** Calibration Date: **01/31/2019**

Analysis: **8270D LL Full List** Instrument Cal ID: **A9A3103**

Benzo(g,h,i)perylene

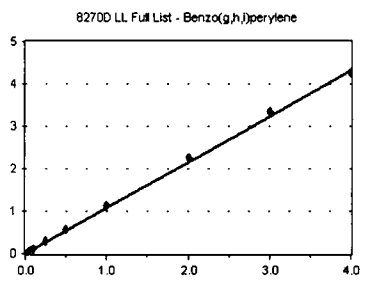

Curve Fit: **AVERAGE RF**

Standard	Concentration	Response	Response Factor	RT
9A30046-CAL1	20	5584	0.909	21.88
9A30046-CAL2	50	12123	1.020	21.88
9A30046-CAL3	100	24346	1.041	21.88
9A30046-CAL4	200	53734	1.090	21.89
9A30046-CAL5	500	175449	1.141	21.89
9A30046-CAL6	1000	285618	1.138	21.89
9A30046-CAL7	2000	791021	1.132	21.91
9A30046-CAL8	4000	1580720	1.142	21.93
9A30046-CAL9	6000	2394723	1.116	21.95
9A30046-CALA	8000	2911992	1.065	21.96

AVE RF **1.079** RF RSD **6.88** AVE RT **21.91**

Compound List Report SV-GCMS5

Method Path : C:\msdchem\1\METHODS\
Method File : SV5_013019.M
Title : EPA 8270D: Semivolatile Organics
Last Update : Thu Jan 31 10:44:49 2019
Response Via : Initial Calibration

GK 1/31/19

Total Cpnds : 97

PK#		Compound Name	QIon	Exp_RT	Rel_RT	Cal	#Qual	A/H	ID
1	I	1,4-Dichlorobenzene-d4 (ISTD)	152	6.848	1.000	A	2	A	R
2	T	N-Nitrosodimethylamine	74	4.387	0.641	A	2	A	R
3	T	Pyridine	79	4.424	0.646	A	2	A	R
4	S	2-Fluorophenol (Surr)	112	5.628	0.822	A	1	A	R
5	S	Phenol-d6(Surr)	99	6.473	0.945	A	2	A	R
6	T	Phenol	94	6.489	0.948	A	2	A	R
7	T	Aniline	93	6.531	0.954	A	2	A	R
8	T	Bis(2-chloroethyl) ether	93	6.580	0.961	A	2	A	R
9	T	2-Chlorophenol	128	6.650	0.971	A	2	A	R
10	T	1,3-Dichlorobenzene	146	6.799	0.993	A	2	A	R
11	T	1,4-Dichlorobenzene	146	6.864	1.002	A	2	A	R
12	T	Benzyl alcohol	108	6.965	1.017	A	2	A	R
13	T	1,2-Dichlorobenzene	146	7.013	1.024	A	2	A	R
14	T	2-Methylphenol	107	7.067	1.032	A	2	A	R
15	T	2,2'-Oxybis(1-Chloropropane)	45	7.099	1.037	A	2	A	R
16	T	N-Nitrosodi-n-propylamine	70	7.222	1.055	A	2	A	R
17	T	3+4-Methylphenol	107	7.211	1.053	A	3	A	R
18	T	Hexachloroethane	117	7.345	1.073	A	2	A	R
19	S	Nitrobenzene-d5 (Surr)	82	7.377	1.077	A	2	A	R
20	T	Nitrobenzene	77	7.398	1.080	A	2	A	R
21	I	Naphthalene-d8 (ISTD)	136	8.099	1.000	A	1	A	R
22	T	Isophorone	82	7.628	0.942	A	2	A	R
23	T	2-Nitrophenol	139	7.713	0.952	Q	2	A	R
24	T	2,4-Dimethylphenol	122	7.740	0.956	A	2	A	R
25	T	Bis(2-chloroethoxy) methane	93	7.832	0.967	A	2	A	R
26	T	Benzoic acid	105	7.815	0.965	Q	2	A	R
27	T	2,4-Dichlorophenol	162	7.949	0.981	A	2	A	R
28	T	1,2,4-Trichlorobenzene	180	8.040	0.993	A	2	A	R
29	T	Naphthalene	128	8.120	1.003	A	1	A	R
30	T	4-Chloroaniline	127	8.163	1.008	A	2	A	R
31	T	Hexachlorobutadiene	225	8.243	1.018	A	2	A	R
32	T	4-Chloro-3-methylphenol	107	8.633	1.066	Q	2	A	R
33	T	2-Methylnaphthalene	142	8.816	1.088	A	2	A	R
34	T	1-Methylnaphthalene	142	8.917	1.101	A	2	A	R
35	I	Acenaphthene-d10 (ISTD)	162	9.880	1.000	A	2	A	R
36	T	Hexachlorocyclopentadiene	237	8.982	0.909	A	2	A	R
37	T	2,4,6-Trichlorophenol	196	9.094	0.920	Q	2	A	R
38	T	2,4,5-Trichlorophenol	196	9.131	0.924	Q	2	A	R
39	T	1,1'-Biphenyl	154	9.281	0.939	A	2	A	R
40	S	2-Fluorobiphenyl (Surr)	172	9.180	0.929	A	2	A	R
41	T	2-Chloronaphthalene	162	9.308	0.942	A	2	A	R
42	T	2-Nitroaniline	138	9.404	0.952	Q	2	A	R
43	T	2,6-Dimethylnaphthalene	156	9.447	0.956	A	2	A	R
44	T	1,4-Dinitrobenzene	168	9.532	0.965	Q	2	A	R
45	T	Dimethyl phthalate	163	9.581	0.970	A	2	A	R
46	T	1,3-Dinitrobenzene	168	9.612	0.973	Q	2	A	R
47	T	2,6-Dinitrotoluene	165	9.644	0.976	Q	2	A	R
48	T	1,2-Dinitrobenzene	168	9.703	0.982	Q	2	A	R
49	T	Acenaphthylene	152	9.736	0.985	A	2	A	R
50	T	3-Nitroaniline	138	9.816	0.994	Q	2	A	R
51	T	Acenaphthene	153	9.912	1.003	A	2	A	R
52	T	2,4-Dinitrophenol	184	9.922	1.004	Q	2	A	R
53	T	4-Nitrophenol	139	9.971	1.009	Q	2	A	R

54	T	2,4-Dinitrotoluene	165	10.056	1.018	Q	1/a2	2	A	R
55	T	Dibenzofuran	168	10.083	1.021	A		2	A	R
56	T	2,3,5,6-Tetrachlorophenol	232	10.163	1.029	Q	1/a2	2	A	R
57	T	2,3,4,6-Tetrachlorophenol	232	10.206	1.033	Q	1/a2	2	A	R
58	T	Diethyl phthalate	149	10.297	1.042	A		2	A	R
59	T	2,3,5-Trimethylnaphthalene	170	10.297	1.042	A		2	A	R
60	T	Fluorene	166	10.436	1.056	A		2	A	R
61	T	4-Chlorophenyl phenyl ether	204	10.426	1.055	A		2	A	R
62	T	4-Nitroaniline	138	10.441	1.057	A		2	A	R
63	T	4,6-Dinitro-2-methylphenol	198	10.473	1.060	Q	1/a2	2	A	R
64	I	Phenanthrene-d10 (ISTD)	188	11.399	1.000	A		2	A	R
65	T	N-Nitrosodiphenylamine	169	10.543	0.925	A		2	A	R
66	T	Azobenzene (1,2-DPH)	77	10.586	0.929	A		2	A	R
67	S	2,4,6-Tribromophenol (Surr)	330	10.682	0.937	Q	1/a2	2	A	R
68	T	4-Bromophenyl phenyl ether	248	10.929	0.959	A		2	A	R
69	T	Hexachlorobenzene	284	11.009	0.966	A		2	A	R
70	T	Pentachlorophenol (PCP)	266	11.201	0.983	Q	1/a2	2	A	R
71	T	Phenanthrene	178	11.421	1.002	A		2	A	R
72	T	Anthracene	178	11.474	1.007	A		2	A	R
73	T	Carbazole	167	11.629	1.020	A		2	A	R
74	T	Di-n-butyl phthalate	149	11.972	1.050	A		2	A	R
75	T	Fluoranthene	202	12.747	1.118	A	1/a2	2	A	R
76	T	Benzidine	184	12.902	1.132	Q		2	A	R
77	T	Pyrene	202	13.063	1.146	A		2	A	R
78	I	Chrysene-d12 (ISTD)	240	15.416	1.000	A		2	A	R
79	S	Terphenyl-d14 (Surr)	244	13.277	0.861	A		2	A	R
80	T	Butyl benzyl phthalate	149	14.159	0.918	A		2	A	R
81	T	Bis(2-ethylhexyl) adipate	129	14.340	0.930	A	1/a2	2	A	R
82	T	3,3-Dichlorobenzidine	252	15.347	0.995	Q		2	A	R
83	T	Benz(a)anthracene	228	15.389	0.998	A		2	A	R
84	T	Chrysene	228	15.475	1.004	A		2	A	R
85	T	Bis(2-ethylhexyl) phthalate	149	15.544	1.008	A		2	A	R
86	I	Perylene-d12 (ISTD)	264	18.951	1.000	A	1/a2	2	A	R
87	T	Di-n-octyl phthalate	149	17.234	0.909	Q		2	A	R
88	T	Benzo(b)fluoranthene	252	18.020	0.951	A		2	A	R
89	T	Benzo(k)fluoranthene	252	18.090	0.955	A		2	A	R
90	T	Benzo(b+k)fluoranthene	252	18.090	0.955	A		2	A	R
91	T	Benzo(e)pyrene	252	18.679	0.986	A		2	A	R
92	T	Benzo(a)pyrene	252	18.801	0.992	A		2	A	R
93	T	Perylene	252	19.010	1.003	A		2	A	B
94	I	Dibenz(a,h)Anthrcene-d14 (I...	292	21.348	1.000	A		1	A	R
95	T	Indeno(1,2,3-cd)pyrene	276	21.348	1.000	A		1	A	R
96	T	Dibenz(a,h)anthracene	278	21.412	1.003	A		2	A	R
97	T	Benzo(g,h,i)perylene	276	21.893	1.026	A		2	A	R

Cal A = Average L = Linear LO = Linear w/origin Q = Quad QO = Quad w/origin
#Qual = number of qualifiers
A/H = Area or Height
ID R = R.T. B = R.T. & Q Q = Qvalue L = Largest A = All

SV5_013019.M Thu Jan 31 11:54:33 2019

Response Factor Report SV-GCMS5

Method Path : C:\msdchem\1\METHODS\
Method File : SV5_013019.M
Title : EPA 8270D: Semivolatile Organics
Last Update : Thu Jan 31 10:44:49 2019
Response Via : Initial Calibration

2/1/31/19

Calibration Files
20 =E01301914.D 50 =E01301915.D 100 =E01301916.D 200 =E01301917.D 500 =E01301918.D 1000=E01301919.D 2000=E01301920.D
4000=E01301921.D 6000=E01301922.D 8000=E01301923.D

		Compound	20	50	100	200	500	1000	2000	4000	6000	8000	Avg	%RSD
1)	I	1,4-Dichlorobenzen...	----------ISTD----------											7.53
2)	T	N-Nitrosodimet...	0.878	0.849	0.880	0.915	0.975	0.954	0.976	1.013	1.000	0.999	0.944	6.24
3)	T	Pyridine			1.300	1.427	1.475	1.575	1.537	1.564	1.654	1.623	1.602	1.528	7.27
4)	S	2-Fluorophenol...	1.010	1.105	1.193	1.229	1.313	1.299	1.291	1.352	1.343	1.332	1.247	9.11
5)	S	Phenol-d6(Surr)	1.309	1.562	1.661	1.650	1.767	1.706	1.761	1.794	1.752	1.718	1.668	8.62
6)	T	Phenol	1.353	1.675	1.793	1.752	1.819	1.764	1.808	1.869	1.843	1.799	1.748	8.49
7)	T	Aniline			2.152	2.242	2.188	2.259	2.213	2.326	2.380	2.394	2.343	2.277	3.81
8)	T	Bis(2-chloroet...	1.480	1.395	1.377	1.454	1.492	1.435	1.433	1.489	1.395	1.334	1.428	3.68
9)	T	2-Chlorophenol	0.998	1.189	1.260	1.303	1.378	1.347	1.381	1.424	1.416	1.391	1.309	10.08
10)	T	1,3-Dichlorobe...	1.476	1.515	1.519	1.516	1.544	1.485	1.478	1.500	1.475	1.450	1.496	1.87
11)	T	1,4-Dichlorobe...	1.449	1.496	1.558	1.541	1.575	1.506	1.506	1.527	1.496	1.460	1.511	2.64
12)	T	Benzyl alcohol			0.613	0.696	0.747	0.838	0.837	0.902	0.940	0.955	0.931	0.829	14.47
13)	T	1,2-Dichlorobe...	1.380	1.434	1.476	1.448	1.477	1.424	1.418	1.448	1.422	1.390	1.432	2.25
14)	T	2-Methylphenol	0.888	0.974	1.080	1.074	1.156	1.107	1.154	1.182	1.155	1.114	1.088	8.49
15)	T	2,2'-Oxybis(1-...	2.200	2.388	2.391	2.331	2.389	2.276	2.268	2.261	2.138	2.011	2.265	5.43
16)	T	N-Nitrosodi-n-...	0.902	0.974	1.041	1.063	1.150	1.086	1.143	1.172	1.107	1.068	1.071	7.74
17)	T	3+4-Methylphenol	1.045	1.257	1.317	1.328	1.484	1.407	1.495	1.527	1.472	1.416	1.375	10.56
18)	T	Hexachloroethane	0.510	0.548	0.571	0.559	0.572	0.559	0.559	0.576	0.568	0.558	0.558	3.35
19)	S	Nitrobenzene-d...			1.108	1.262	1.339	1.655	1.470	1.717	1.630	1.736	1.541	1.495	14.62
20)	T	Nitrobenzene	1.145	1.216	1.344	1.422	1.554	1.492	1.573	1.614	1.568	1.514	1.444	11.11
21)	I	Naphthalene-d8 (ISTD)	----------ISTD----------											2.56
22)	T	Isophorone	0.516	0.628	0.650	0.676	0.727	0.715	0.727	0.749	0.728	0.709	0.683	10.26
23)	T	2-Nitrophenol			0.086	0.099	0.115	0.145	0.153	0.164	0.178	0.180	0.180	0.144	25.03
24)	T	2,4-Dimethylph...			0.275	0.278	0.288	0.311	0.307	0.313	0.312	0.314	0.296	0.299	5.22
25)	T	Bis(2-chloroet...	0.402	0.435	0.433	0.430	0.451	0.434	0.438	0.443	0.424	0.404	0.429	3.66
26)	T	Benzoic acid					0.009	0.043	0.089	0.140	0.178	0.228	0.239	0.132	67.48
27)	T	2,4-Dichloroph...			0.178	0.189	0.206	0.238	0.236	0.252	0.263	0.265	0.260	0.232	14.18
28)	T	1,2,4-Trichlor...	0.261	0.296	0.285	0.282	0.282	0.276	0.273	0.278	0.275	0.271	0.278	3.41
29)	T	Naphthalene	1.129	1.152	1.094	1.084	1.101	1.063	1.049	1.043	1.002	0.953	1.067	5.54
30)	T	4-Chloroaniline	0.282	0.333	0.355	0.351	0.367	0.357	0.398	0.420	0.411	0.402	0.367	11.43
31)	T	Hexachlorobuta...	0.122	0.140	0.137	0.135	0.138	0.139	0.135	0.139	0.138	0.136	0.136	3.72
32)	T	4-Chloro-3-met...			0.132	0.171	0.197	0.249	0.250	0.282	0.301	0.298	0.291	0.241	25.28
33)	T	2-Methylnaphth...	0.657	0.681	0.673	0.676	0.700	0.673	0.685	0.690	0.655	0.621	0.671	3.33
34)	T	1-Methylnaphth...	0.647	0.658	0.649	0.646	0.674	0.644	0.649	0.655	0.619	0.585	0.643	3.82
35)	I	Acenaphthene-d10 (...	----------ISTD----------											6.01
36)	T	Hexachlorocycl...	0.185	0.208	0.225	0.246	0.273	0.278	0.291	0.287	0.293	0.280	0.257	14.99
37)	T	2,4,6-Trichlor...	0.155	0.182	0.228	0.254	0.310	0.314	0.351	0.358	0.370	0.357	0.288	27.15
38)	T	2,4,5-Trichlor...	0.145	0.223	0.255	0.260	0.318	0.324	0.347	0.370	0.367	0.372	0.298	25.32

Method Path : C:\msdchem\1\METHODS\
Method File : SV5_013019.M
Title : EPA 8270D: Semivolatile Organics

39)	T	1,1'-Biphenyl	1.734	1.799	1.804	1.778	1.809	1.734	1.722	1.683	1.573	1.473	1.711	6.40
40)	S	2-Fluorobiphen...	1.465	1.543	1.556	1.550	1.559	1.507	1.490	1.465	1.404	1.335	1.487	4.93
41)	T	2-Chloronaphth...	1.252	1.268	1.285	1.270	1.285	1.226	1.232	1.220	1.180	1.137	1.235	3.86
42)	T	2-Nitroaniline			0.197	0.242	0.344	0.362	0.426	0.457	0.466	0.467	0.370	28.24
43)	T	2,6-Dimethylna...	1.142	1.216	1.238	1.240	1.269	1.234	1.224	1.200	1.122	1.069	1.195	5.30
44)	T	1,4-Dinitroben...			0.053	0.074	0.118	0.134	0.177	0.202	0.212	0.216	0.148	42.68
45)	T	Dimethyl phtha...	1.117	1.112	1.179	1.266	1.373	1.312	1.368	1.406	1.362	1.340	1.284	8.57
46)	T	1,3-Dinitroben...			0.073	0.107	0.165	0.175	0.216	0.234	0.239	0.242	0.181	35.16
47)	T	2,6-Dinitrotol...		0.123	0.161	0.210	0.276	0.281	0.312	0.332	0.330	0.329	0.262	30.01
48)	T	1,2-Dinitroben...		0.047	0.072	0.086	0.122	0.124	0.145	0.155	0.156	0.154	0.118	34.47
49)	T	Acenaphthylene	1.643	1.912	1.984	2.013	2.106	2.032	2.041	2.029	1.904	1.818	1.948	6.97
50)	T	3-Nitroaniline		0.152	0.204	0.251	0.320	0.308	0.367	0.384	0.387	0.384	0.306	28.22
51)	T	Acenaphthene	1.414	1.363	1.368	1.365	1.381	1.331	1.315	1.294	1.218	1.160	1.321	5.95
52)	T	2,4-Dinitrophenol				0.014	0.038	0.058	0.104	0.145	0.171	0.184	0.102	66.15
53)	T	4-Nitrophenol			0.102	0.136	0.217	0.223	0.290	0.309	0.321	0.320	0.240	35.58
54)	T	2,4-Dinitrotol...			0.162	0.227	0.326	0.338	0.407	0.432	0.434	0.429	0.344	29.92
55)	T	Dibenzofuran	1.742	1.702	1.712	1.711	1.812	1.697	1.764	1.754	1.675	1.603	1.717	3.29
56)	T	2,3,5,6-Tetrac...		0.086	0.114	0.154	0.224	0.231	0.275	0.299	0.308	0.308	0.222	38.41
57)	T	2,3,4,6-Tetrac...		0.155	0.182	0.194	0.265	0.262	0.297	0.315	0.318	0.319	0.256	24.93
58)	T	Diethyl phthalate	1.137	1.159	1.179	1.289	1.430	1.337	1.429	1.378	1.281	1.209	1.283	8.53
59)	T	2,3,5-Trimethy...	1.043	1.070	1.088	1.102	1.168	1.097	1.118	1.070	0.976	0.923	1.066	6.62
60)	T	Fluorene	1.315	1.327	1.361	1.393	1.483	1.396	1.450	1.421	1.330	1.274	1.375	4.74
61)	T	4-Chlorophenyl...	0.620	0.571	0.579	0.598	0.639	0.595	0.632	0.636	0.617	0.600	0.609	3.90
62)	T	4-Nitroaniline				0.264	0.355	0.324	0.394	0.399	0.401	0.405	0.363	14.62
63)	T	4,6-Dinitro-2-...				0.033	0.080	0.104	0.160	0.197	0.217	0.228	0.146	51.27
64)	I	Phenanthrene-d10 (...	----------ISTD----------											10.46
65)	T	N-Nitrosodiphe...	0.539	0.606	0.626	0.652	0.683	0.664	0.655	0.663	0.626	0.604	0.632	6.60
66)	T	Azobenzene (1,...	0.694	0.817	0.875	0.905	0.957	0.938	0.917	0.908	0.835	0.788	0.863	9.31
67)	S	2,4,6-Tribromo...	0.025	0.039	0.051	0.060	0.074	0.079	0.083	0.092	0.096	0.098	0.070	35.87
68)	T	4-Bromophenyl ...	0.171	0.175	0.178	0.185	0.189	0.186	0.187	0.195	0.192	0.193	0.185	4.31
69)	T	Hexachlorobenzene	0.172	0.180	0.183	0.186	0.184	0.189	0.183	0.195	0.194	0.196	0.186	4.03
70)	T	Pentachlorophe...			0.034	0.050	0.078	0.091	0.107	0.120	0.126	0.128	0.092	38.65
71)	T	Phenanthrene	1.136	1.132	1.156	1.140	1.161	1.114	1.096	1.077	1.004	0.962	1.098	6.05
72)	T	Anthracene	1.175	1.189	1.175	1.169	1.198	1.147	1.123	1.090	1.024	0.973	1.126	6.71
73)	T	Carbazole	1.209	1.101	1.089	1.075	1.101	1.038	1.035	1.015	0.957	0.926	1.055	7.61
74)	T	Di-n-butyl pht...	1.681	1.372	1.303	1.315	1.362	1.289	1.301	1.269	1.181	1.122	1.320	11.22
75)	T	Fluoranthene	1.179	1.160	1.159	1.154	1.205	1.138	1.151	1.124	1.076	1.041	1.139	4.23
76)	T	Benzidine			0.236	0.220	0.327	0.322	0.480	0.615			0.367	41.65
77)	T	Pyrene	1.178	1.173	1.166	1.175	1.222	1.157	1.171	1.148	1.103	1.074	1.157	3.59
78)	I	Chrysene-d12 (ISTD)	----------ISTD----------											12.04
79)	S	Terphenyl-d14 ...	0.891	0.926	0.935	0.967	0.963	0.964	0.932	0.938	0.919	0.909	0.934	2.67
80)	T	Butyl benzyl p...			0.428	0.533	0.592	0.600	0.625	0.641	0.634	0.627	0.585	12.35
81)	T	Bis(2-ethylhex...		0.674	0.531	0.556	0.565	0.558	0.579	0.598	0.592	0.587	0.582	6.92
82)	T	3,3-Dichlorobe...	0.165	0.232	0.266	0.303	0.346	0.327	0.356	0.386	0.413	0.413	0.321	25.15
83)	T	Benz(a)anthracene	1.280	1.160	1.089	1.103	1.129	1.096	1.104	1.120	1.107	1.094	1.128	5.07
84)	T	Chrysene	1.076	1.060	1.069	1.080	1.107	1.079	1.079	1.087	1.060	1.049	1.075	1.52
85)	T	Bis(2-ethylhex...				0.702	0.803	0.818	0.868	0.895	0.886	0.881	0.836	8.23

Method Path : C:\msdchem\1\METHODS\
Method File : SV5_013019.M
Title : EPA 8270D: Semivolatile Organics

13.68

86)	I	Perylene-d12 (ISTD)	----------ISTD----------										
87)	T	Di-n-octyl pht...	0.636	0.699	0.991	1.292	1.338	1.504	1.589	1.585	1.585	1.247	30.56
88)	T	Benzo(b)fluora...	0.874	0.932	0.952	1.030	1.102	1.091	1.116	1.136	1.135	1.199	1.057	9.99
89)	T	Benzo(k)fluora...	0.912	0.950	0.967	1.057	1.106	1.109	1.121	1.112	1.065	0.986	1.038	7.49
90)	T	Benzo(b+k)fluo...	1.018	1.043	1.041	1.103	1.150	1.138	1.148	1.166	1.146	1.144	1.110	4.95
91)	T	Benzo(e)pyrene	0.993	1.010	1.022	1.066	1.112	1.101	1.099	1.125	1.100	1.099	1.073	4.41
92)	T	Benzo(a)pyrene	0.754	0.807	0.827	0.917	1.017	1.016	1.055	1.083	1.059	1.060	0.959	12.80
93)	T	Perylene	1.008	1.107	1.095	1.092	1.140	1.114	1.107	1.119	1.096	1.087	1.097	3.18
94)	I	Dibenz(a,h)Anthrce...	----------ISTD----------										
95)	T	Indeno(1,2,3-c...	1.065	1.040	1.050	1.054	1.082	1.078	1.105	1.139	1.171	1.178	1.096	4.60
96)	T	Dibenz(a,h)ant...	0.871	0.947	0.942	0.976	1.019	0.997	1.050	1.083	1.080	1.074	1.004	7.04
97)	T	Benzo(g,h,i)pe...	0.909	1.020	1.041	1.090	1.141	1.138	1.132	1.142	1.116	1.065	1.079	6.88

1/31/19 17.04

(#) = Out of Range

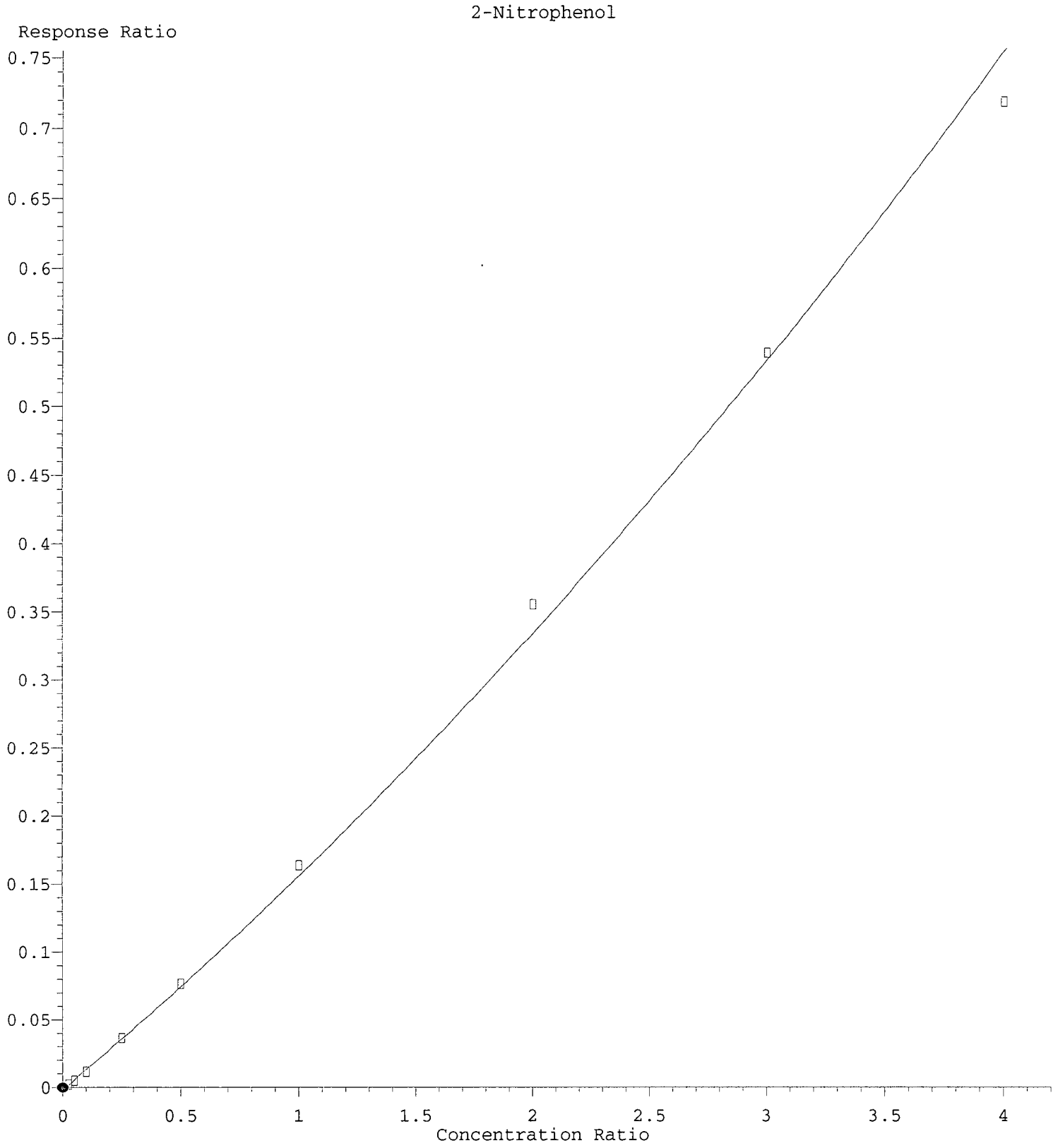

R = 1.05e-002 A*A + 1.47e-001 A - 1.78e-003
Coef of Det (r^2) = 0.995 Curve Fit: Quadratic w(1/a^2)
Method Name: C:\msdchem\1\METHODS\SV5_013019.M
Calibration Table Last Updated: Thu Jan 31 11:41:33 2019

Quantitation Report (Qedit)

Data Path : C:\msdchem\1\DATA\2019-01\9A30046\REQUANT\
Data File : E01301914.D
Acq On : 30 Jan 2019 7:00 pm
Operator : JK/ AMS /DTH
Sample : 9A30046-CAL1
Misc : 1x, A18L327@20
ALS Vial : 3 Sample Multiplier: 1
DataAcq Meth:SV5_AQUISITION.M

Quant Time: Jan 31 11:50:38 2019
Quant Method : C:\msdchem\1\METHODS\SV5_013019.M
Quant Title : EPA 8270D: Semivolatile Organics
QLast Update : Thu Jan 31 10:44:49 2019
Response via : Initial Calibration
InstName : SV-GCMS5

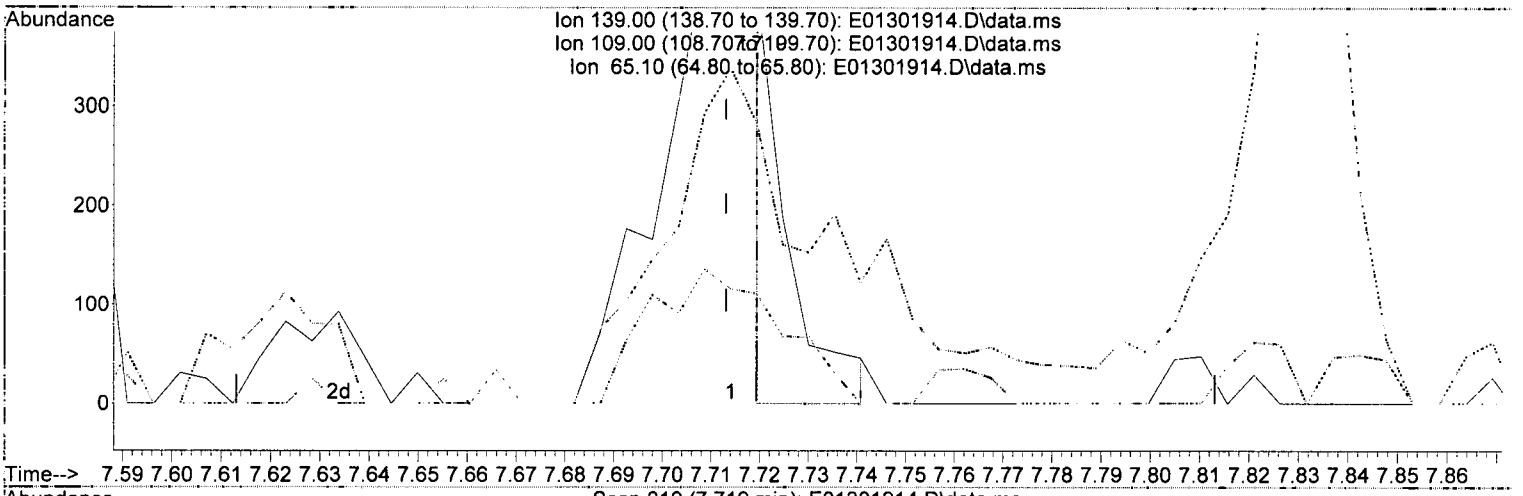



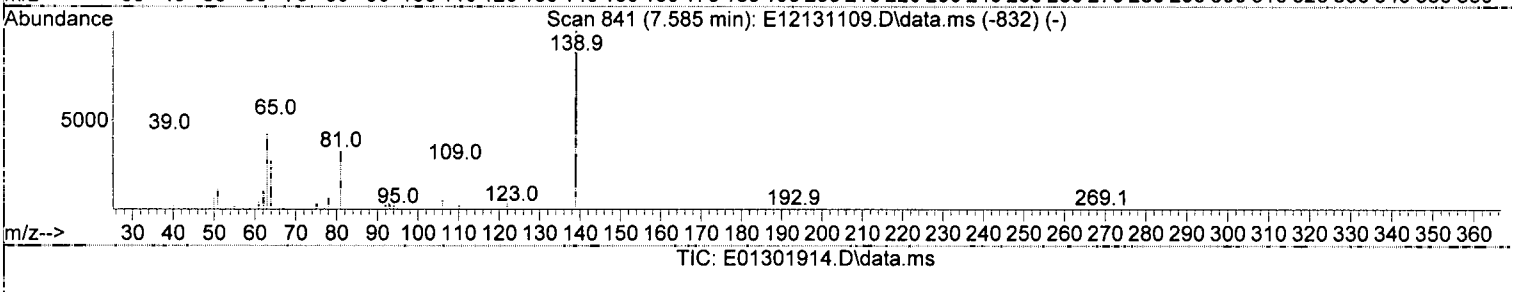

(23) 2-Nitrophenol (T)

7.719min (+ 0.006) 25.58 ng/ml m

response 111

Ion	Exp%	Act%
139.00	100.00	100.00
109.00	29.10	26.56
65.10	60.80	67.70
0.00	0.00	0.00

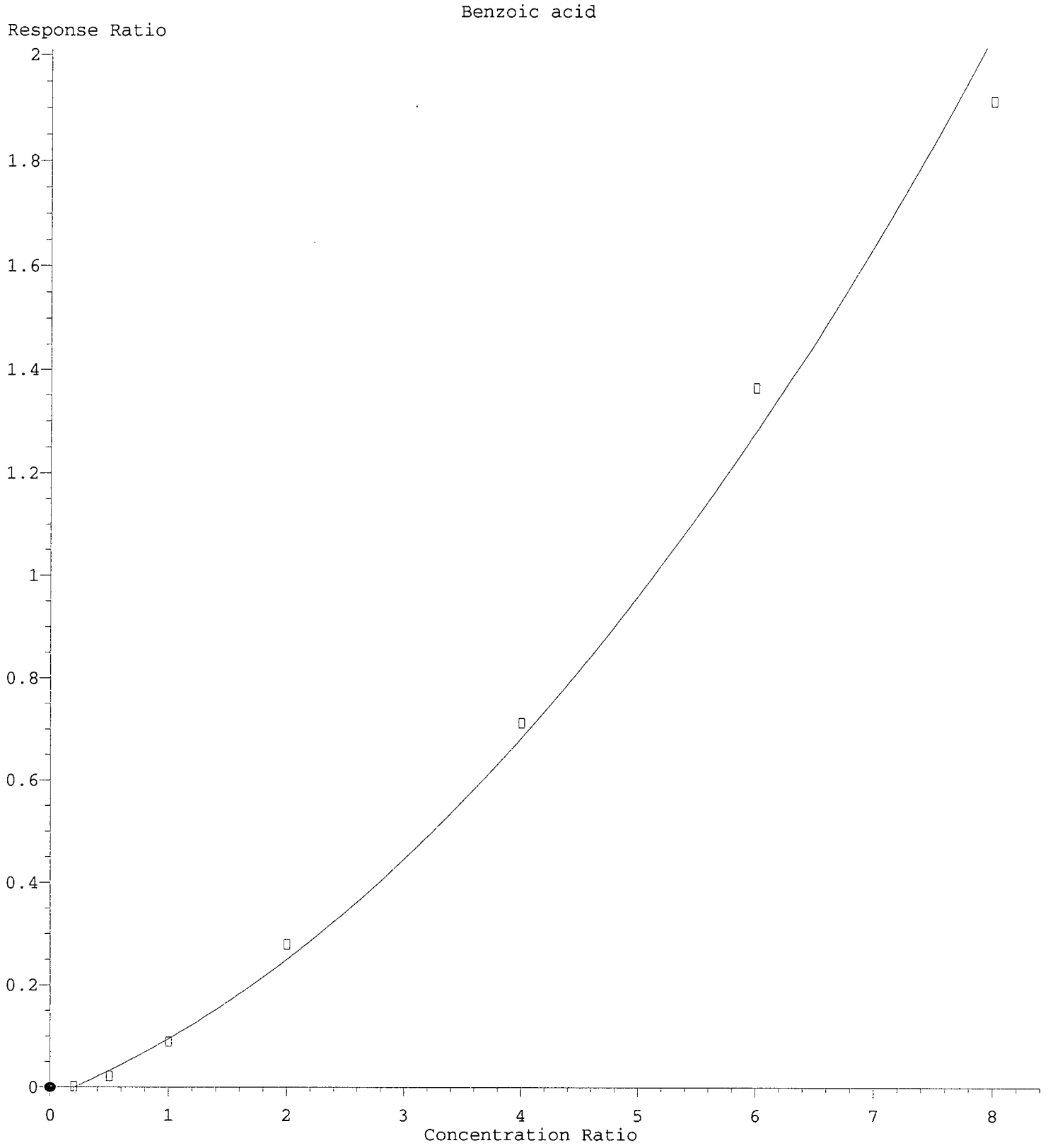

R = 2.05e-002 A*A + 9.40e-002 A - 1.95e-002
Coef of Det (r^2) = 0.992 Curve Fit: Quadratic w(1/a^2)
Method Name: C:\msdchem\1\METHODS\SV5_013019.M
Calibration Table Last Updated: Thu Jan 31 11:41:33 2019

Quantitation Report (Qedit)

Data Path : C:\msdchem\1\DATA\2019-01\9A30046\REQUANT\
Data File : E01301914.D
Acq On : 30 Jan 2019 7:00 pm
Operator : JK/ AMS /DTH
Sample : 9A30046-CAL1
Misc : 1x, A18L327@20
ALS Vial : 3 Sample Multiplier: 1
DataAcq Meth:SV5_AQUISITION.M

Quant Time: Jan 31 11:50:38 2019
Quant Method : C:\msdchem\1\METHODS\SV5_013019.M
Quant Title : EPA 8270D: Semivolatile Organics
QLast Update : Thu Jan 31 10:44:49 2019
Response via : Initial Calibration
InstName : SV-GCMS5

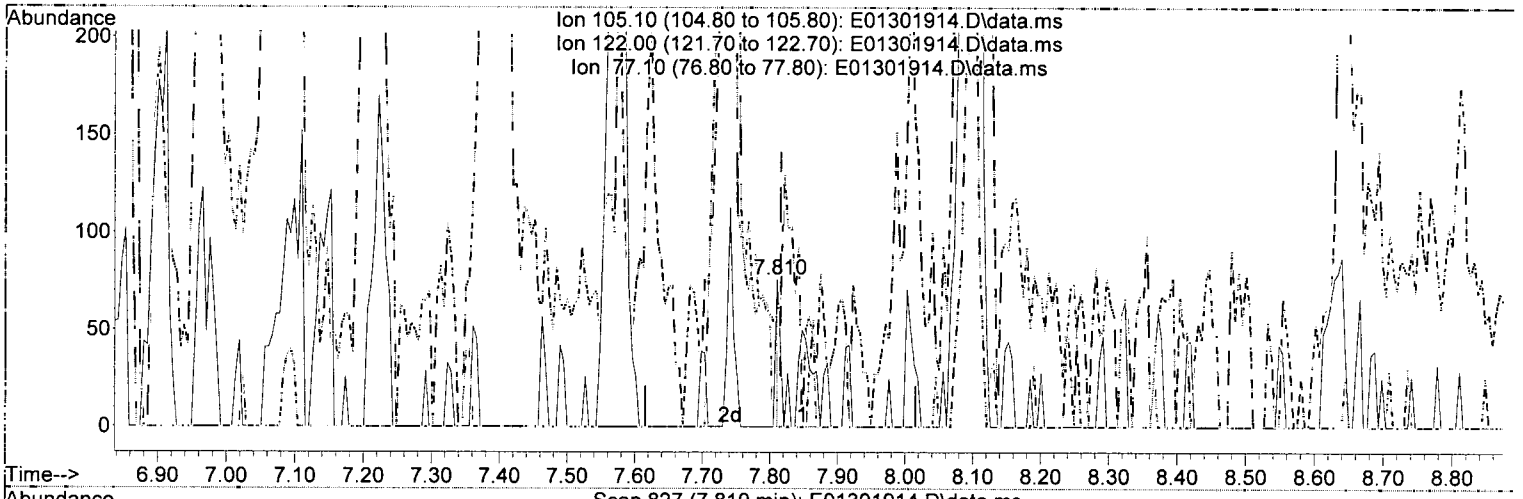

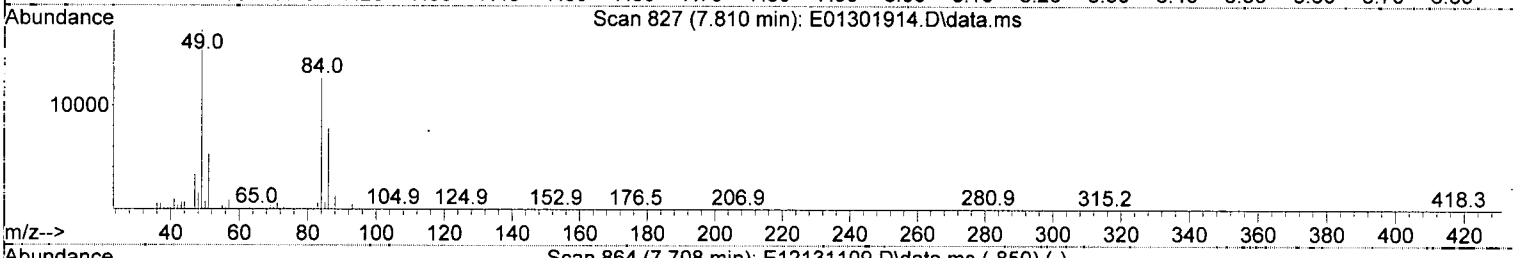

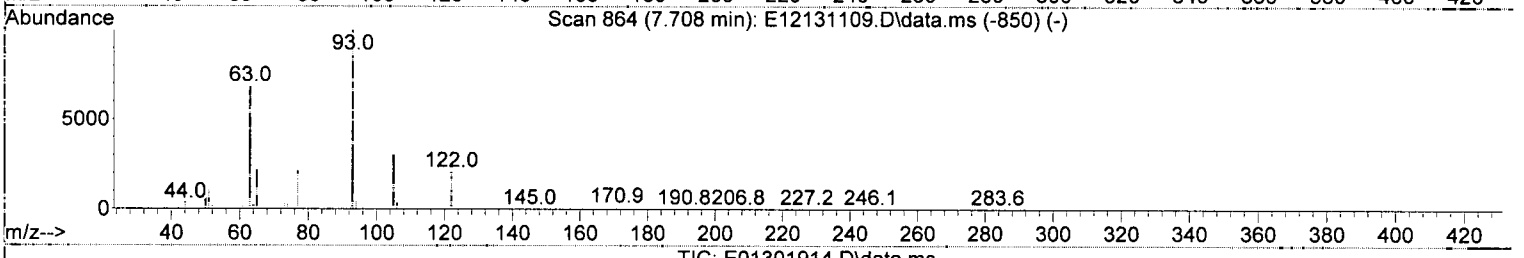

TIC: E01301914.D\data.ms

(26) Benzoic acid (T)

7.810min (-0.005) 399.93 ng/ml m

response 136

Ion	Exp%	Act%
105.10	100.00	100.00
122.00	79.60	0.00#
77.10	85.50	77.63
0.00	0.00	0.00

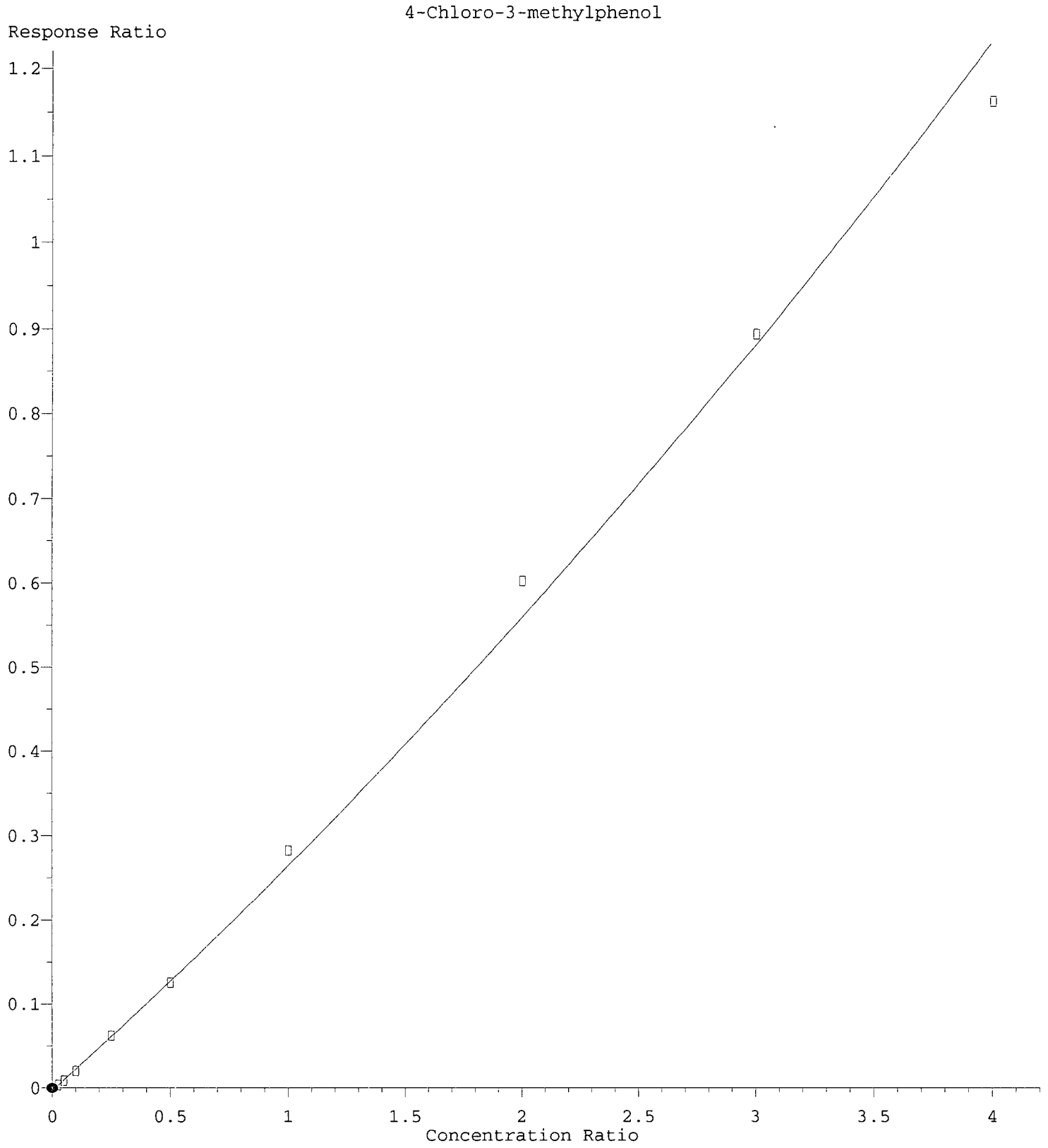

R = 1.37e-002 A*A + 2.54e-001 A - 3.38e-003
Coef of Det (r^2) = 0.995 Curve Fit: Quadratic w(1/a^2)
Method Name: C:\msdchem\1\METHODS\SV5_013019.M
Calibration Table Last Updated: Thu Jan 31 11:41:33 2019

Quantitation Report (Qedit)

Data Path : C:\msdchem\1\DATA\2019-01\9A30046\REQUANT\
Data File : E01301914.D
Acq On : 30 Jan 2019 7:00 pm
Operator : JK/ AMS /DTH
Sample : 9A30046-CAL1
Misc : 1x, A18L327@20
ALS Vial : 3 Sample Multiplier: 1
DataAcq Meth:SV5_AQUISITION.M

Quant Time: Jan 31 11:50:38 2019
Quant Method : C:\msdchem\1\METHODS\SV5_013019.M
Quant Title : EPA 8270D: Semivolatile Organics
QLast Update : Thu Jan 31 10:44:49 2019
Response via : Initial Calibration
InstName : SV-GCMS5

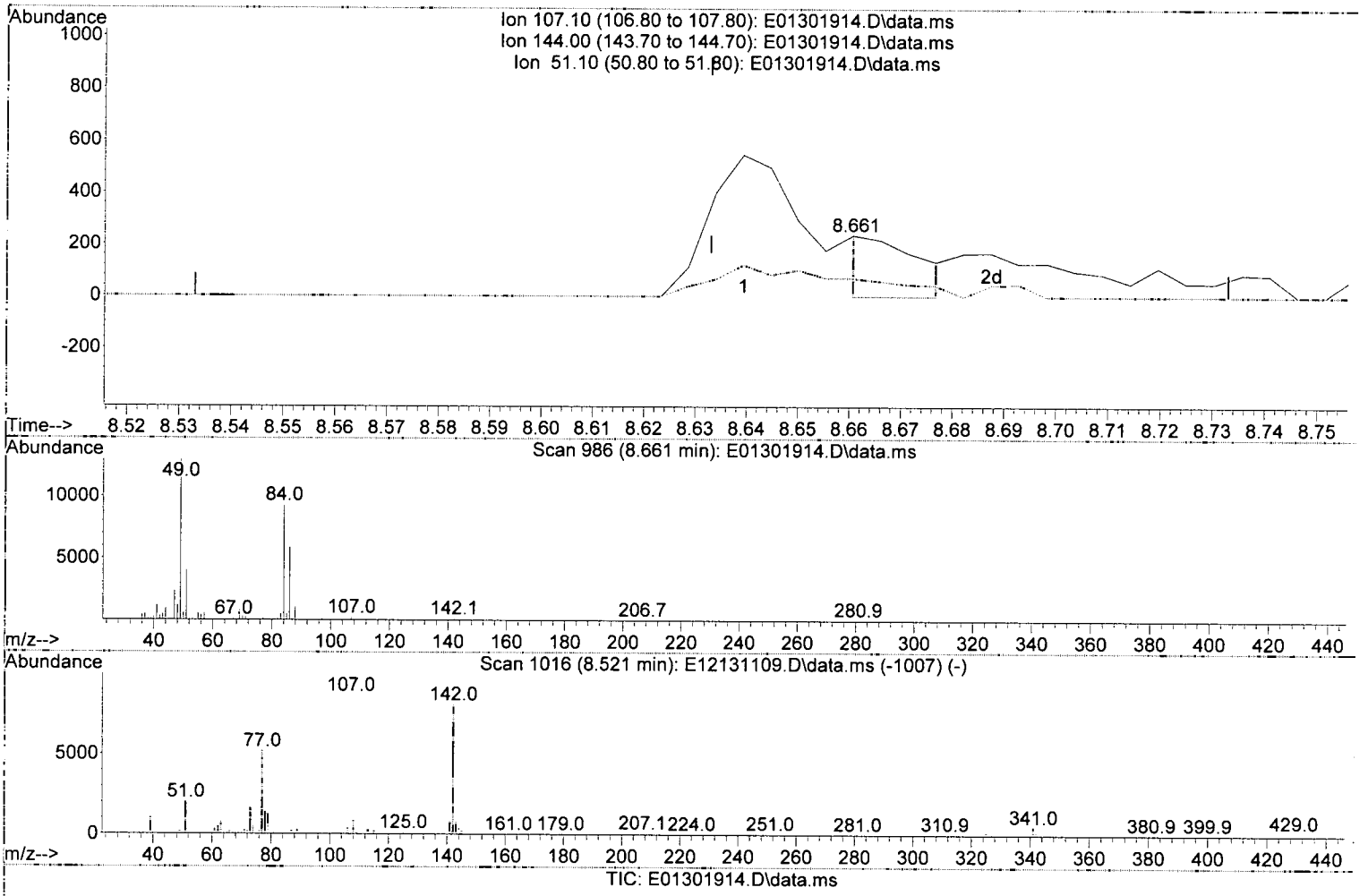

TIC: E01301914.D\data.ms

(32) 4-Chloro-3-methylphenol (T)

8.661min (+ 0.028) 27.82 ng/ml m ✓

response 167

Ion	Exp%	Act%
107.10	100.00	100.00
144.00	25.60	29.54
51.10	22.90	1701.27#
0.00	0.00	0.00

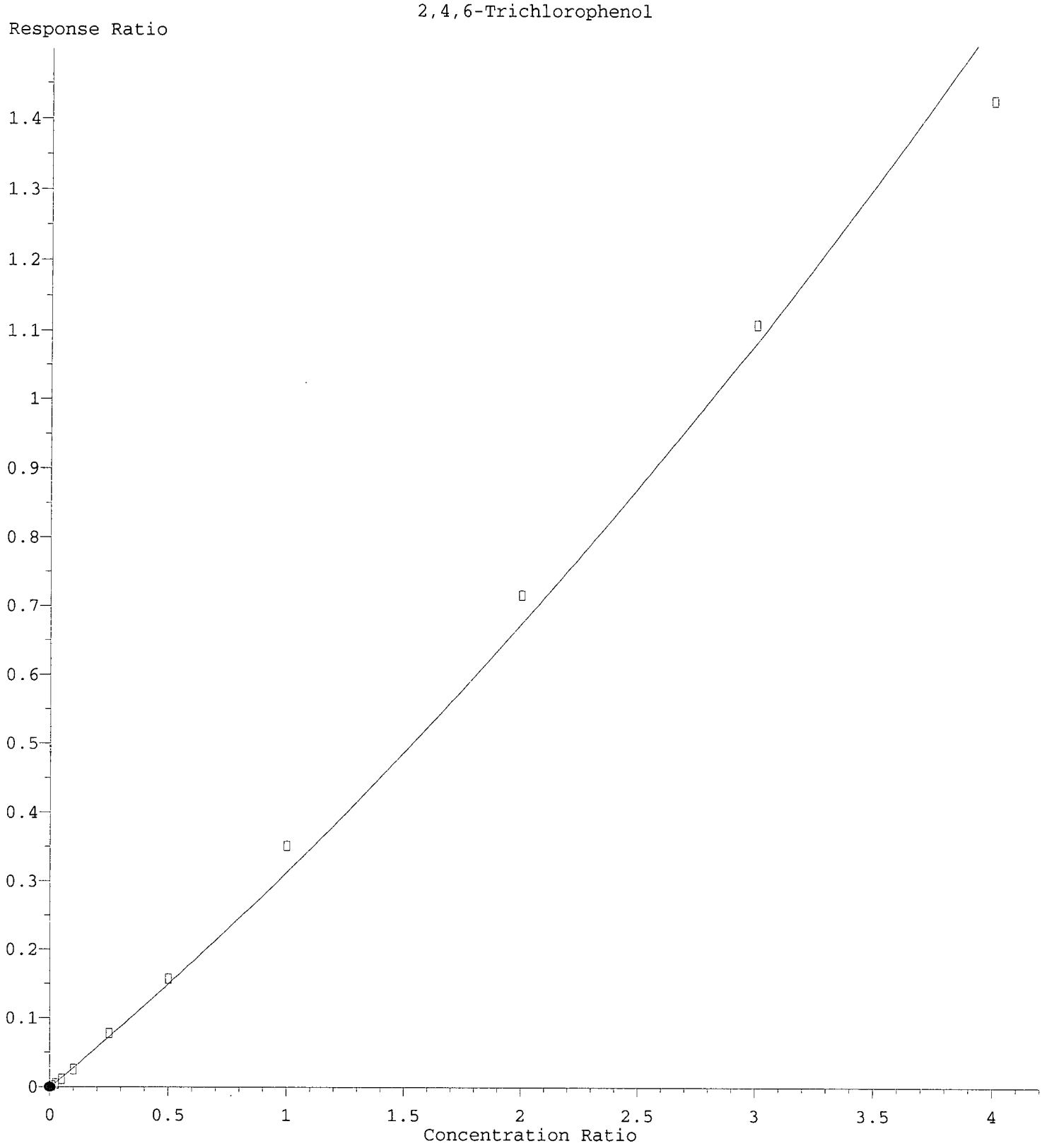

R = 2.36e-002 A*A + 2.91e-001 A - 1.61e-003
Coef of Det (r^2) = 0.990 Curve Fit: Quadratic w(1/a^2)
Method Name: C:\msdchem\1\METHODS\SV5_013019.M
Calibration Table Last Updated: Thu Jan 31 11:41:33 2019

Quantitation Report (Qedit)

Data Path : C:\msdchem\1\DATA\2019-01\9A30046\REQUANT\
Data File : E01301914.D
Acq On : 30 Jan 2019 7:00 pm
Operator : JK/ AMS /DTH
Sample : 9A30046-CAL1
Misc : 1x, A18L327@20
ALS Vial : 3 Sample Multiplier: 1
DataAcq Meth:SV5_AQUISITION.M

Quant Time: Jan 31 11:50:38 2019
Quant Method : C:\msdchem\1\METHODS\SV5_013019.M
Quant Title : EPA 8270D: Semivolatile Organics
QLast Update : Thu Jan 31 10:44:49 2019
Response via : Initial Calibration
InstName : SV-GCMS5

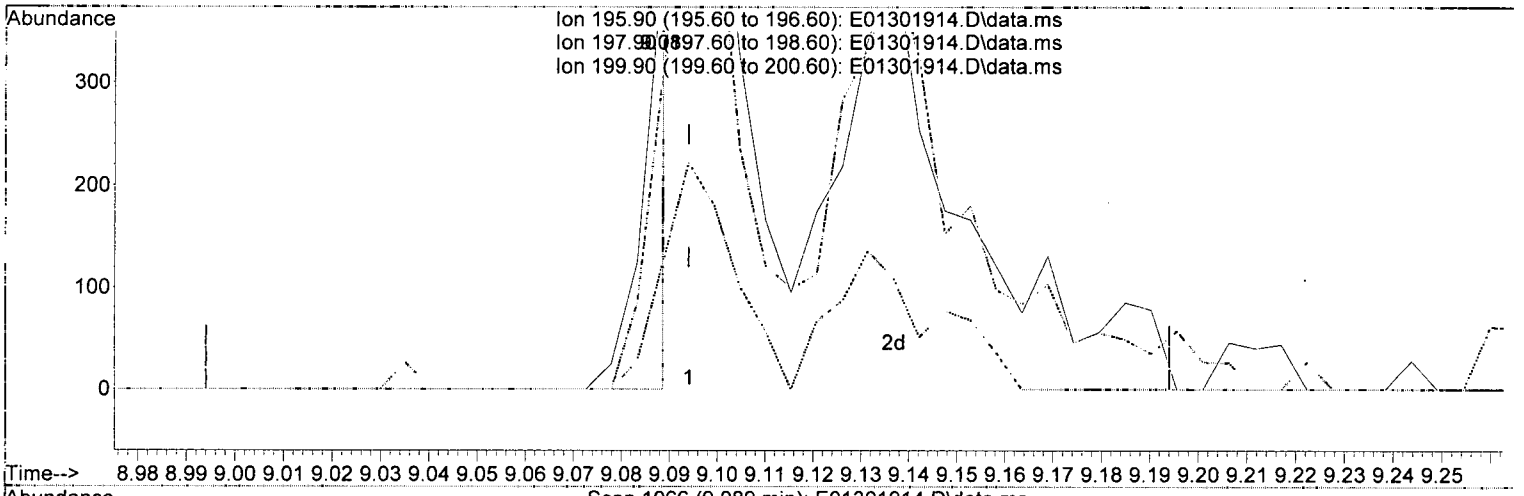





TIC: E01301914.D\data.ms

(37) 2,4,6-Trichlorophenol (T)

9.089min (-0.005) 13.66 ng/ml m

response 184

Ion	Exp%	Act%
195.90	100.00	100.00
197.90	96.30	72.64
199.90	30.90	29.48
0.00	0.00	0.00

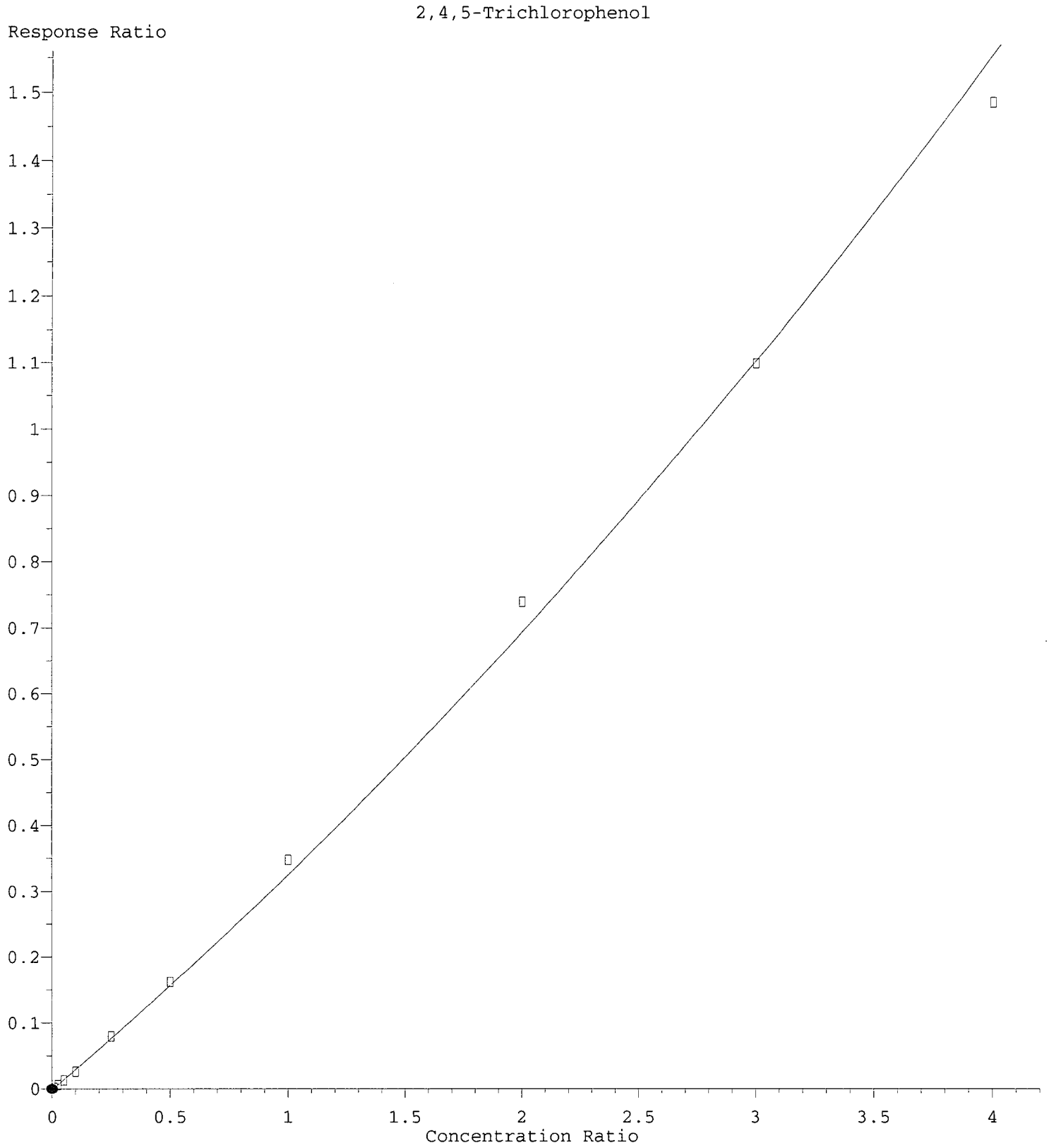

R = 2.08e-002 A*A + 3.06e-001 A - 1.73e-003
Coef of Det (r^2) = 0.996 Curve Fit: Quadratic w(1/a^2)
Method Name: C:\msdchem\1\METHODS\SV5_013019.M
Calibration Table Last Updated: Thu Jan 31 11:41:33 2019

Quantitation Report (Qedit)

Data Path : C:\msdchem\1\DATA\2019-01\9A30046\REQUANT\
Data File : E01301914.D
Acq On : 30 Jan 2019 7:00 pm
Operator : JK/ AMS /DTH
Sample : 9A30046-CAL1
Misc : 1x, A18L327@20
ALS Vial : 3 Sample Multiplier: 1
DataAcq Meth:SV5_AQUISITION.M

Quant Time: Jan 31 11:50:38 2019
Quant Method : C:\msdchem\1\METHODS\SV5_013019.M
Quant Title : EPA 8270D: Semivolatile Organics
QLast Update : Thu Jan 31 10:44:49 2019
Response via : Initial Calibration
InstName : SV-GCMS5

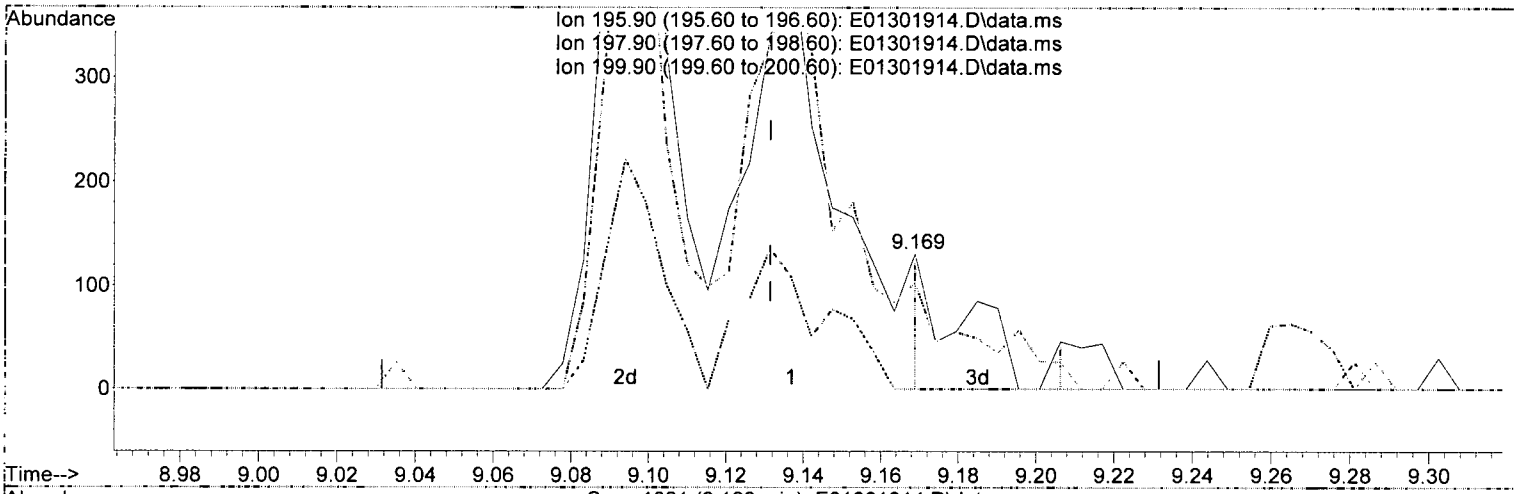

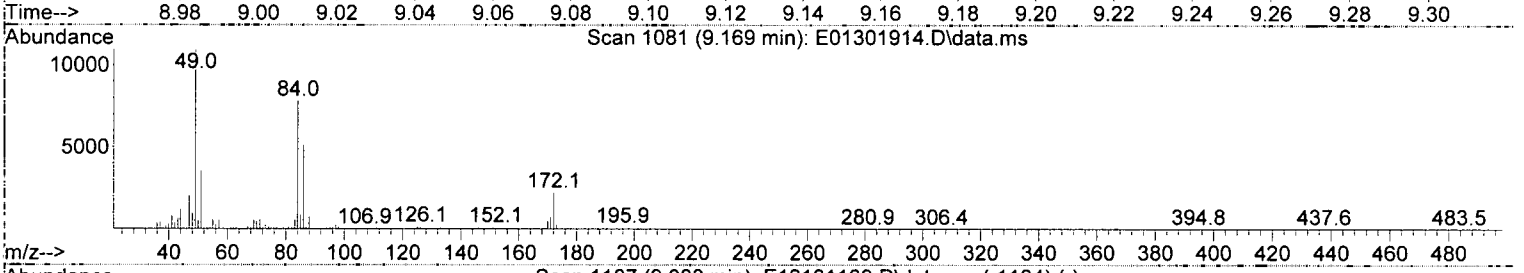

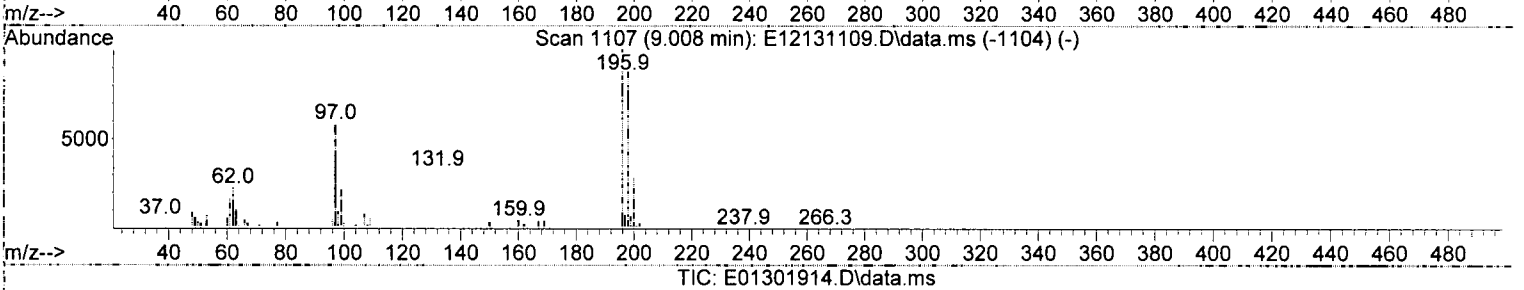

TIC: E01301914.D\data.ms

(38) 2,4,5-Trichlorophenol (T)

9.169min (+ 0.037) 12.64 ng/ml m ✓

response 100

Ion	Exp%	Act%
195.90	100.00	100.00
197.90	96.30	78.63
199.90	32.40	0.00#
0.00	0.00	0.00

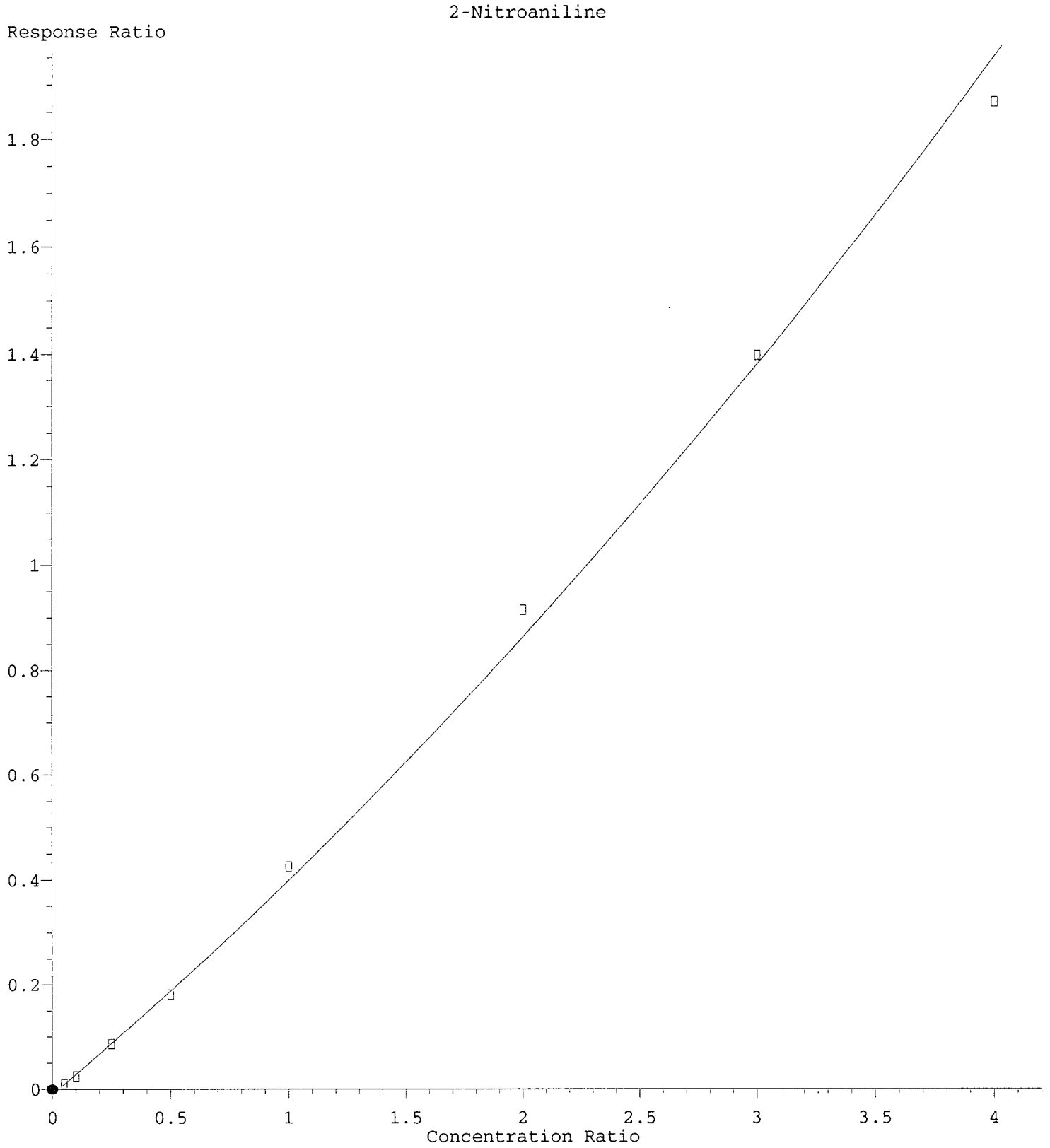

R = 2.70e-002 A*A + 3.83e-001 A - 1.04e-002
Coef of Det (r^2) = 0.996 Curve Fit: Quadratic w(1/a^2)
Method Name: C:\msdchem\1\METHODS\SV5_013019.M
Calibration Table Last Updated: Thu Jan 31 11:41:33 2019

Quantitation Report (Qedit)

Data Path : C:\msdchem\1\DATA\2019-01\9A30046\REQUANT\
Data File : E01301914.D
Acq On : 30 Jan 2019 7:00 pm
Operator : JK/ AMS /DTH
Sample : 9A30046-CAL1
Misc : 1x, A18L327@20
ALS Vial : 3 Sample Multiplier: 1
DataAcq Meth:SV5_AQUISITION.M

Quant Time: Jan 31 11:50:38 2019
Quant Method : C:\msdchem\1\METHODS\SV5_013019.M
Quant Title : EPA 8270D: Semivolatile Organics
QLast Update : Thu Jan 31 10:44:49 2019
Response via : Initial Calibration
InstName : SV-GCMS5

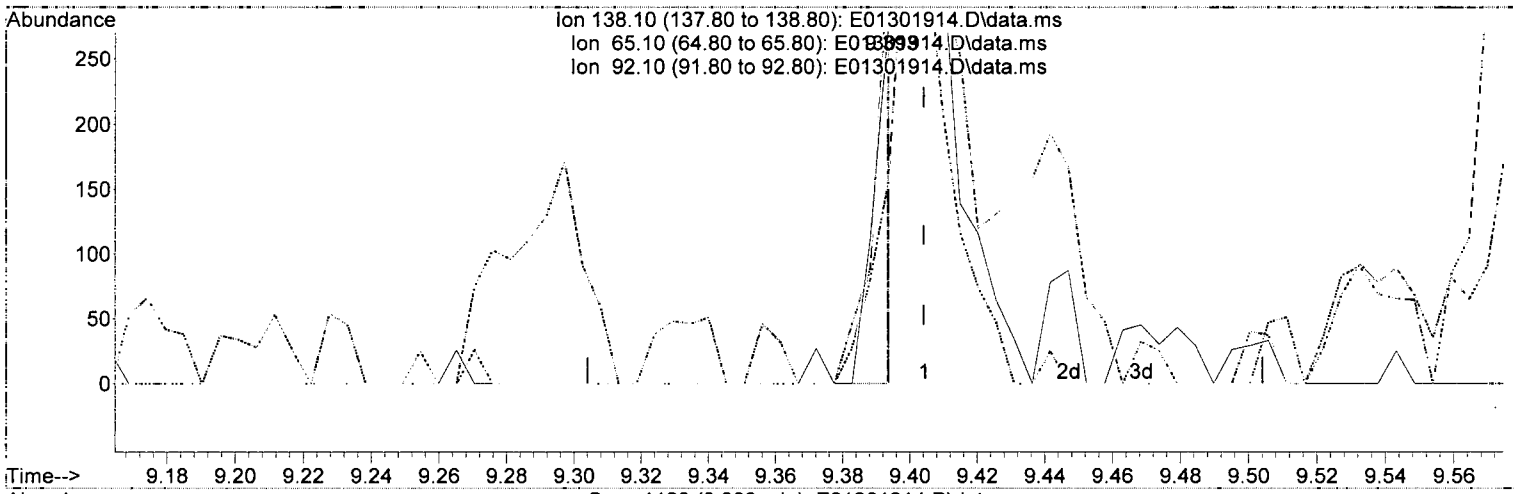

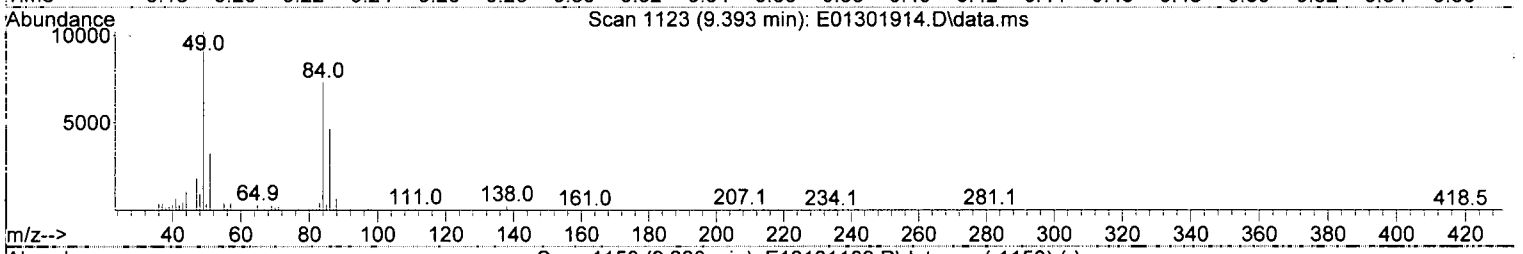

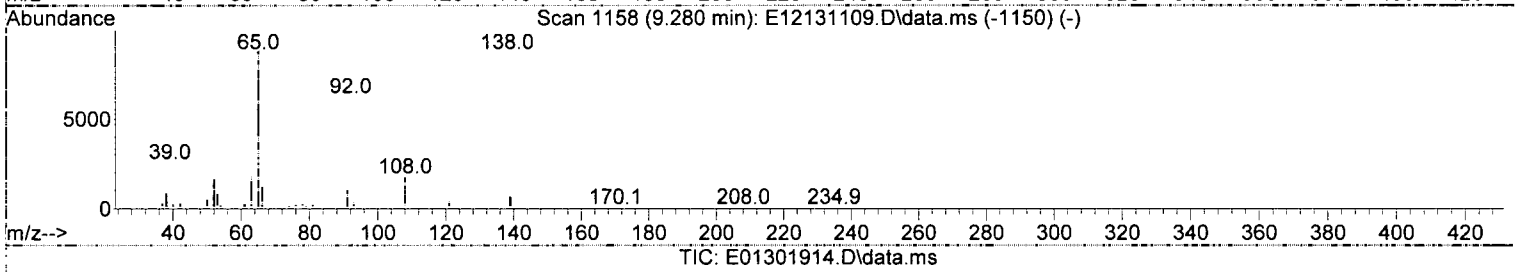

TIC: E01301914.D\data.ms

(42) 2-Nitroaniline (T)

9.393min (-0.011) 55.46 ng/ml m

response 124

Ion	Exp%	Act%
138.10	100.00	100.00
65.10	109.90	120.80
92.10	67.00	56.57
0.00	0.00	0.00

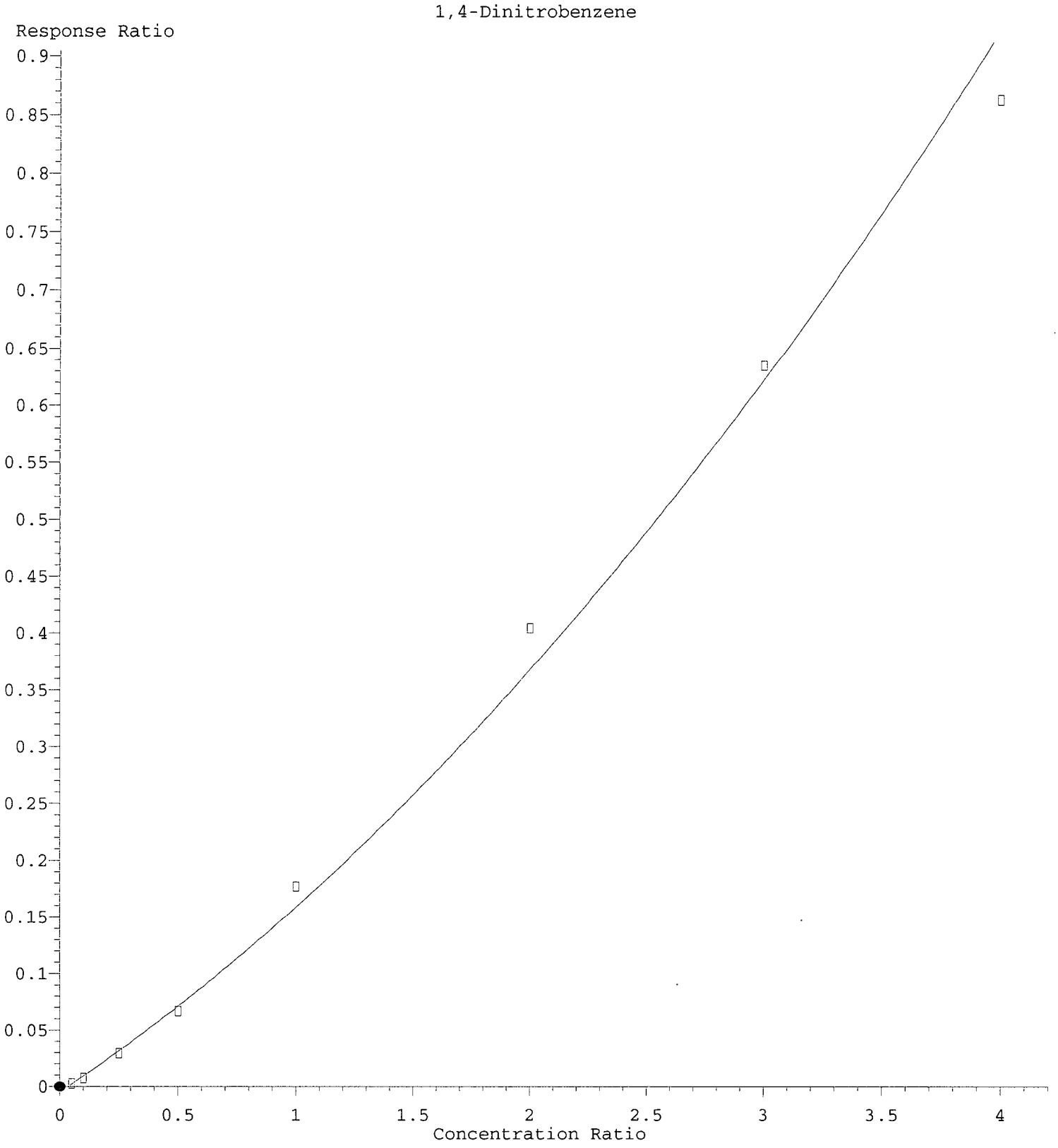

R = 2.26e-002 A*A + 1.41e-001 A - 5.01e-003
Coef of Det (r^2) = 0.992 Curve Fit: Quadratic w(1/a^2)
Method Name: C:\msdchem\1\METHODS\SV5_013019.M
Calibration Table Last Updated: Thu Jan 31 11:41:33 2019

Quantitation Report (Qedit)

Data Path : C:\msdchem\1\DATA\2019-01\9A30046\REQUANT\
Data File : E01301914.D
Acq On : 30 Jan 2019 7:00 pm
Operator : JK/ AMS /DTH
Sample : 9A30046-CAL1
Misc : 1x, A18L327@20
ALS Vial : 3 Sample Multiplier: 1
DataAcq Meth:SV5_AQUISITION.M

Quant Time: Jan 31 11:50:38 2019
Quant Method : C:\msdchem\1\METHODS\SV5_013019.M
Quant Title : EPA 8270D: Semivolatile Organics
QLast Update : Thu Jan 31 10:44:49 2019
Response via : Initial Calibration
InstName : SV-GCMS5

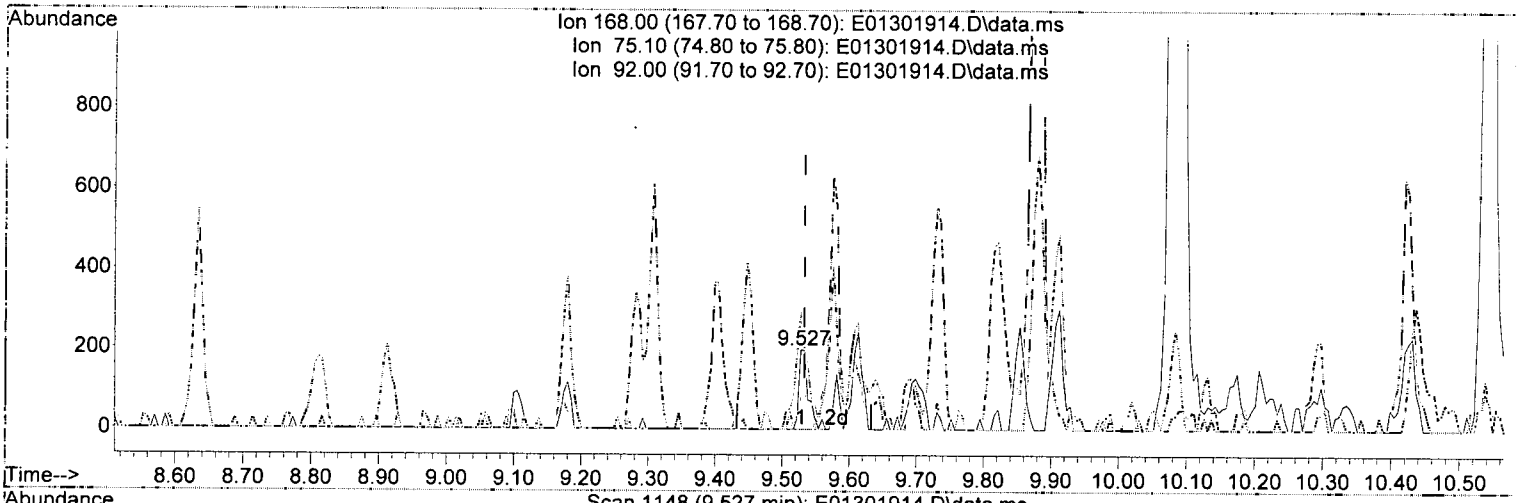

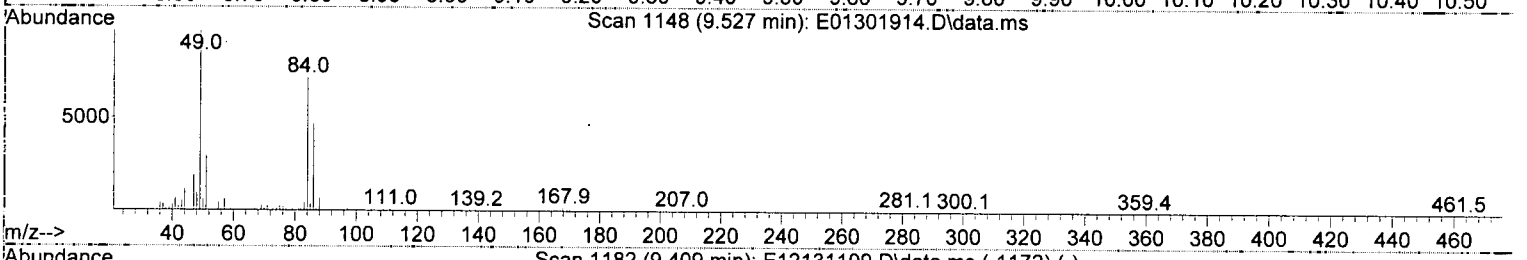

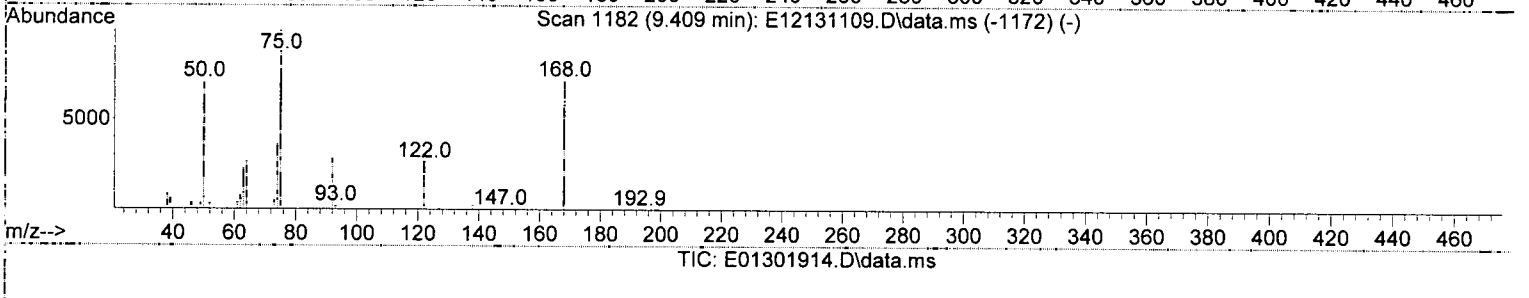

TIC: E01301914.D\data.ms

(44) 1,4-Dinitrobenzene (T)

9.527min (-0.005) 76.30 ng/ml

response 197

Ion	Exp%	Act%
168.00	100.00	100.00
75.10	147.50	148.73
92.00	40.30	42.13
0.00	0.00	0.00

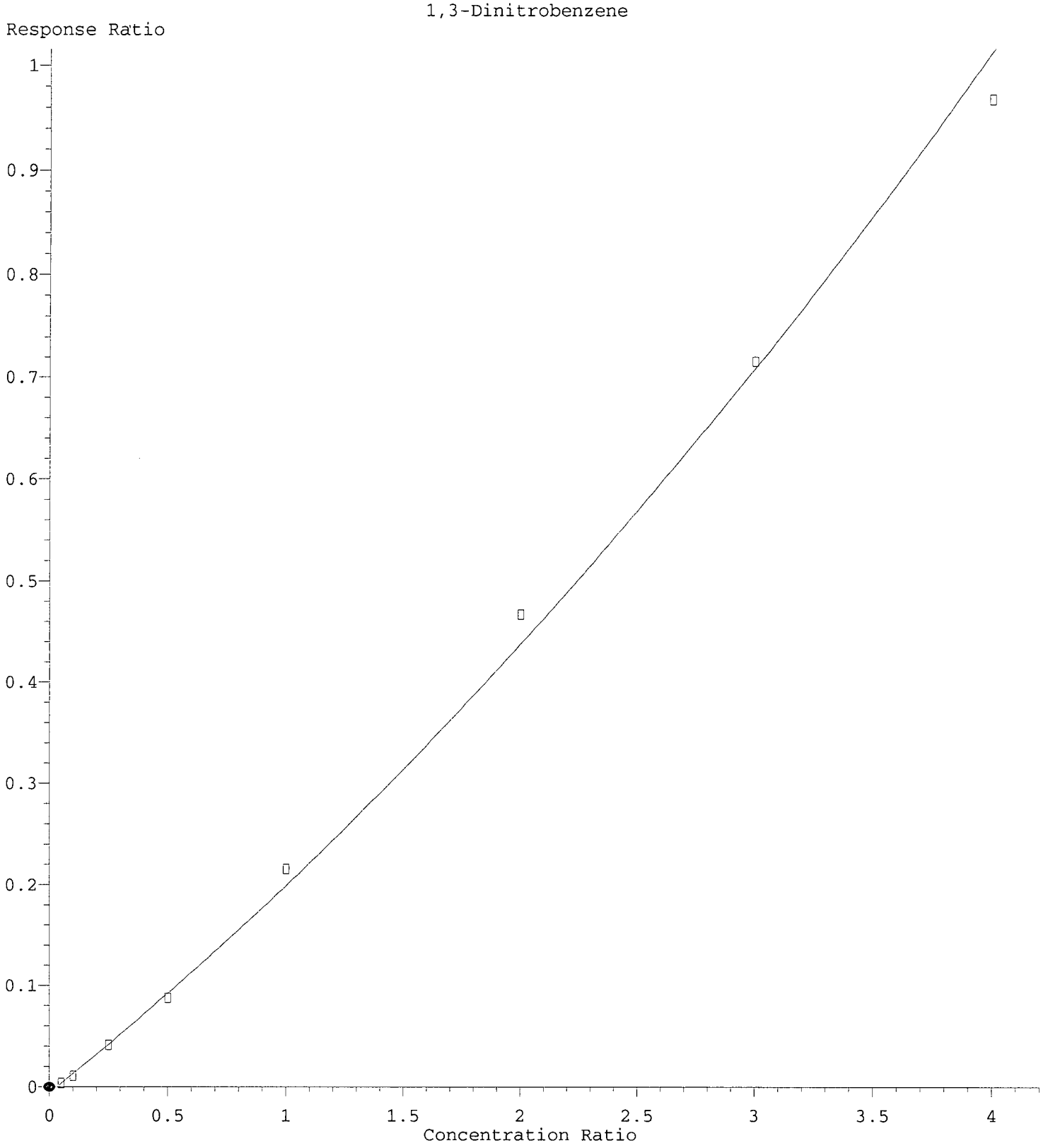

R = 1.65e-002 A*A + 1.89e-001 A - 6.37e-003
Coef of Det (r^2) = 0.995 Curve Fit: Quadratic w(1/a^2)
Method Name: C:\msdchem\1\METHODS\SV5_013019.M
Calibration Table Last Updated: Thu Jan 31 11:41:33 2019

Quantitation Report (Qedit)

Data Path : C:\msdchem\1\DATA\2019-01\9A30046\REQUANT\
Data File : E01301914.D
Acq On : 30 Jan 2019 7:00 pm
Operator : JK/ AMS /DTH
Sample : 9A30046-CAL1
Misc : 1x, A18L327@20
ALS Vial : 3 Sample Multiplier: 1
DataAcq Meth:SV5_AQUISITION.M

Quant Time: Jan 31 11:50:38 2019
Quant Method : C:\msdchem\1\METHODS\SV5_013019.M
Quant Title : EPA 8270D: Semivolatile Organics
QLast Update : Thu Jan 31 10:44:49 2019
Response via : Initial Calibration
InstName : SV-GCMS5

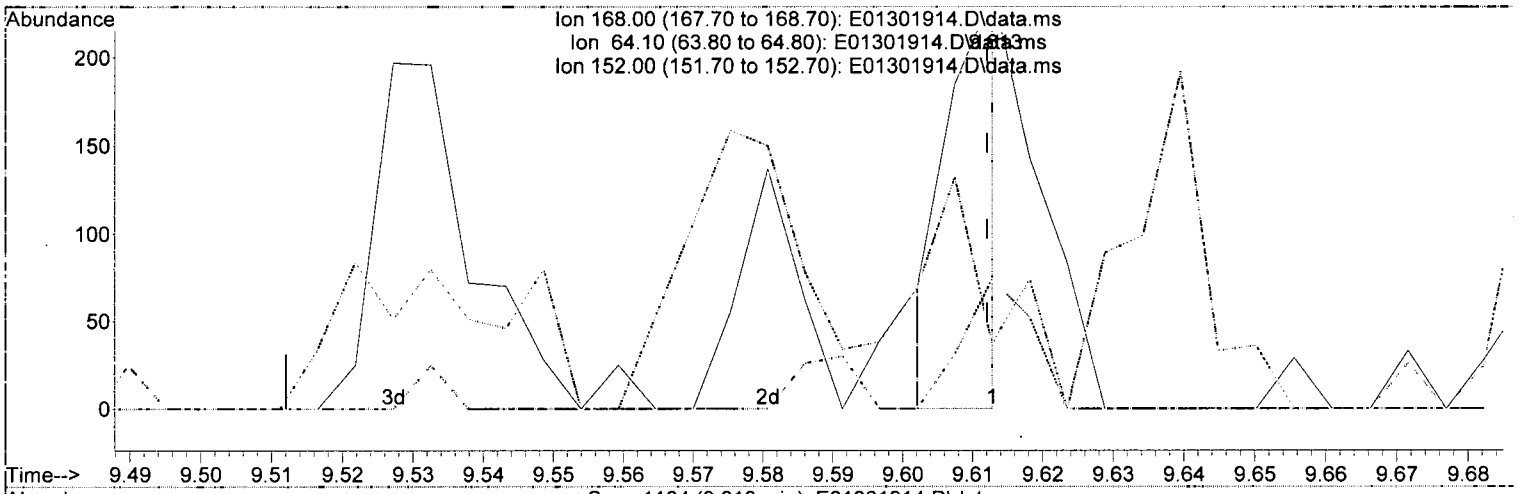



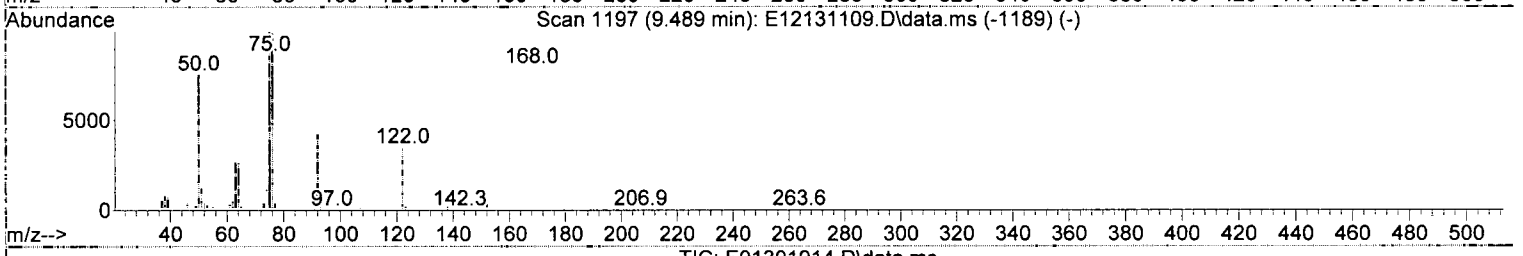

TIC: E01301914.D\data.ms

(46) 1,3-Dinitrobenzene (T)

9.613min (+ 0.001) 70.10 ng/ml m

response 137

Ion	Exp%	Act%
168.00	100.00	100.00
64.10	36.10	15.23
152.00	6.10	30.45
0.00	0.00	0.00

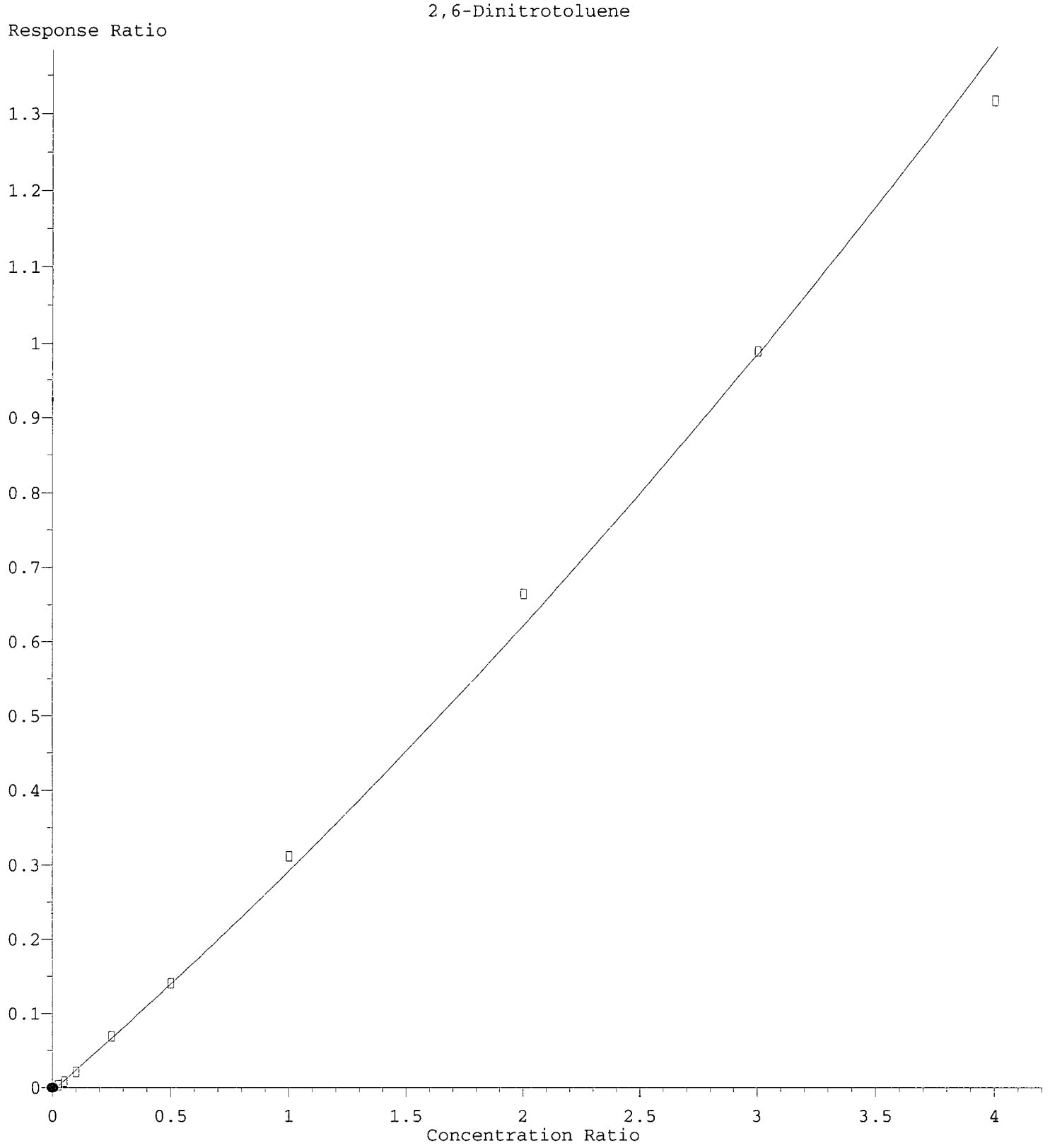

R = 1.67e-002 A*A + 2.80e-001 A - 4.44e-003
Coef of Det (r^2) = 0.994 Curve Fit: Quadratic w(1/a^2)
Method Name: C:\msdchem\1\METHODS\SV5_013019.M
Calibration Table Last Updated: Thu Jan 31 11:41:33 2019

Quantitation Report (Qedit)

Data Path : C:\msdchem\1\DATA\2019-01\9A30046\REQUANT\
Data File : E01301914.D
Acq On : 30 Jan 2019 7:00 pm
Operator : JK/ AMS /DTH
Sample : 9A30046-CAL1
Misc : 1x, A18L327@20
ALS Vial : 3 Sample Multiplier: 1
DataAcq Meth:SV5_AQUISITION.M

Quant Time: Jan 31 11:50:38 2019
Quant Method : C:\msdchem\1\METHODS\SV5_013019.M
Quant Title : EPA 8270D: Semivolatile Organics
QLast Update : Thu Jan 31 10:44:49 2019
Response via : Initial Calibration
InstName : SV-GCMS5

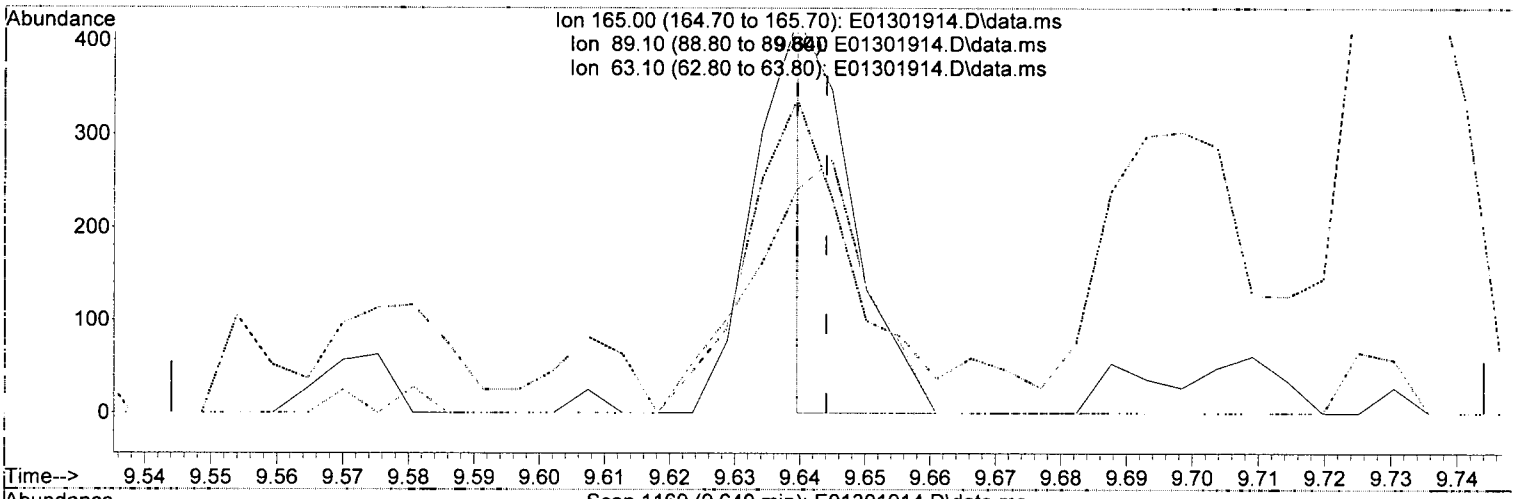



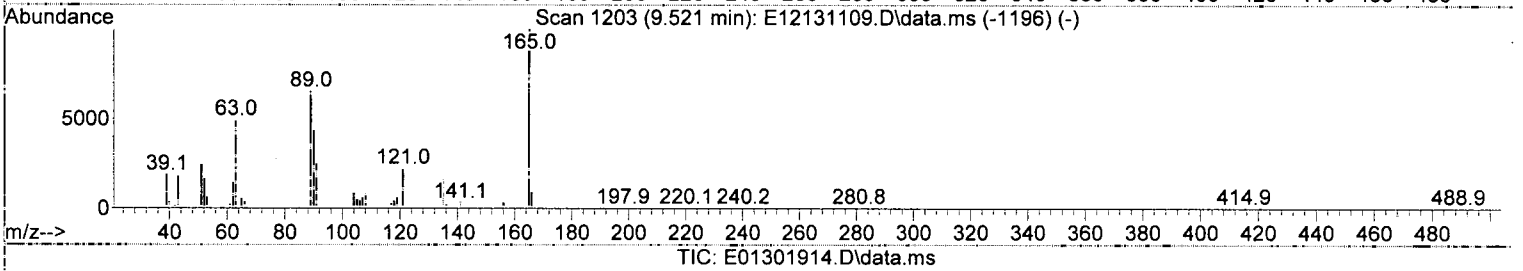

TIC: E01301914.D\data.ms

(47) 2,6-Dinitrotoluene (T)

9.640min (-0.004) 34.30 ng/ml m ✓

response 175

Ion	Exp%	Act%
165.00	100.00	100.00
89.10	71.70	56.57
63.10	68.70	79.11
0.00	0.00	0.00

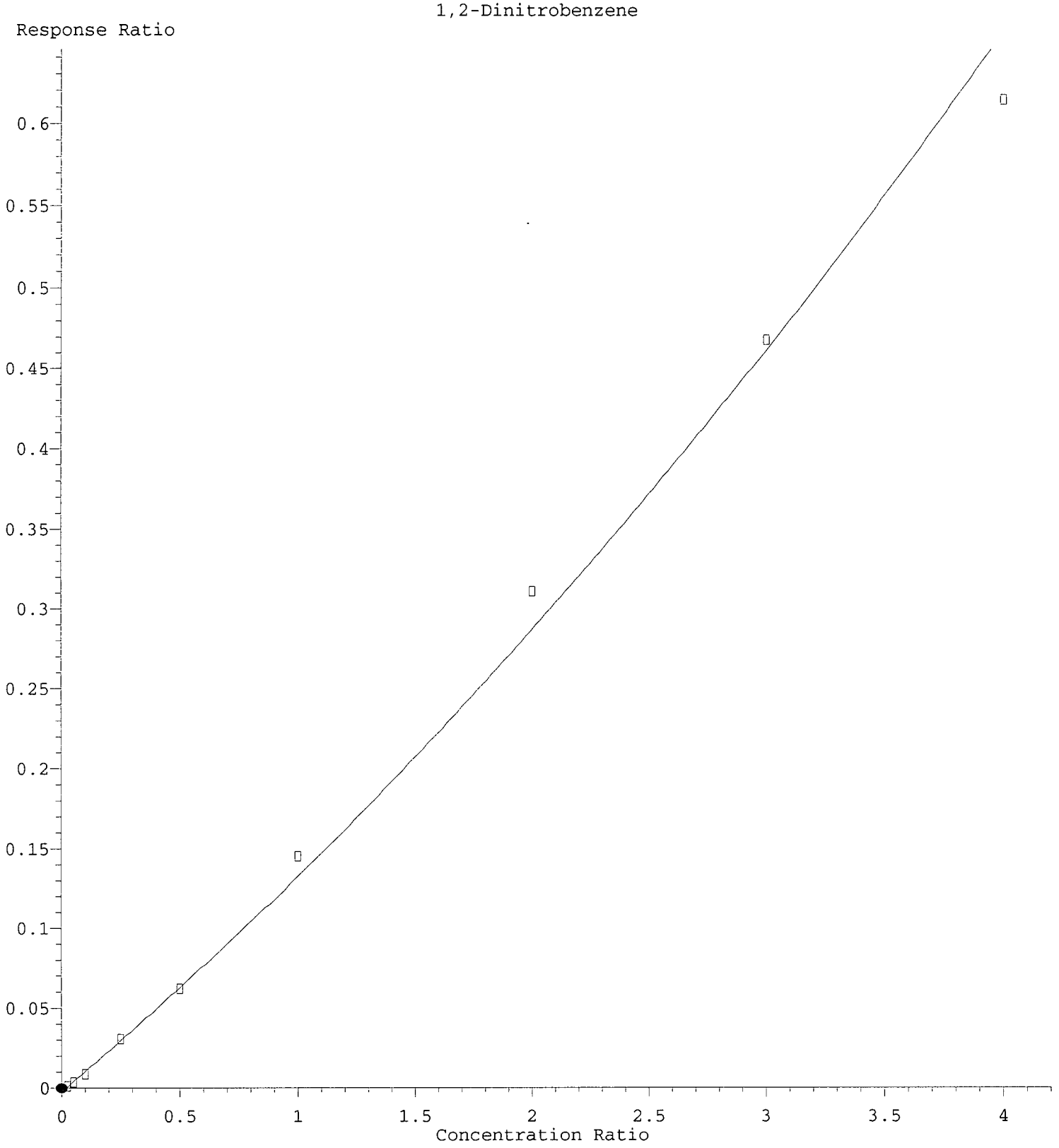

R = 9.99e-003 A*A + 1.25e-001 A - 2.17e-003
Coef of Det (r^2) = 0.993 Curve Fit: Quadratic w(1/a^2)
Method Name: C:\msdchem\1\METHODS\SV5_013019.M
Calibration Table Last Updated: Thu Jan 31 11:41:33 2019

Quantitation Report (Qedit)

Data Path : C:\msdchem\1\DATA\2019-01\9A30046\REQUANT\
Data File : E01301914.D
Acq On : 30 Jan 2019 7:00 pm
Operator : JK/ AMS /DTH
Sample : 9A30046-CAL1
Misc : 1x, A18L327@20
ALS Vial : 3 Sample Multiplier: 1
DataAcq Meth:SV5_AQUISITION.M

Quant Time: Jan 31 11:50:38 2019
Quant Method : C:\msdchem\1\METHODS\SV5_013019.M
Quant Title : EPA 8270D: Semivolatile Organics
QLast Update : Thu Jan 31 10:44:49 2019
Response via : Initial Calibration
InstName : SV-GCMS5

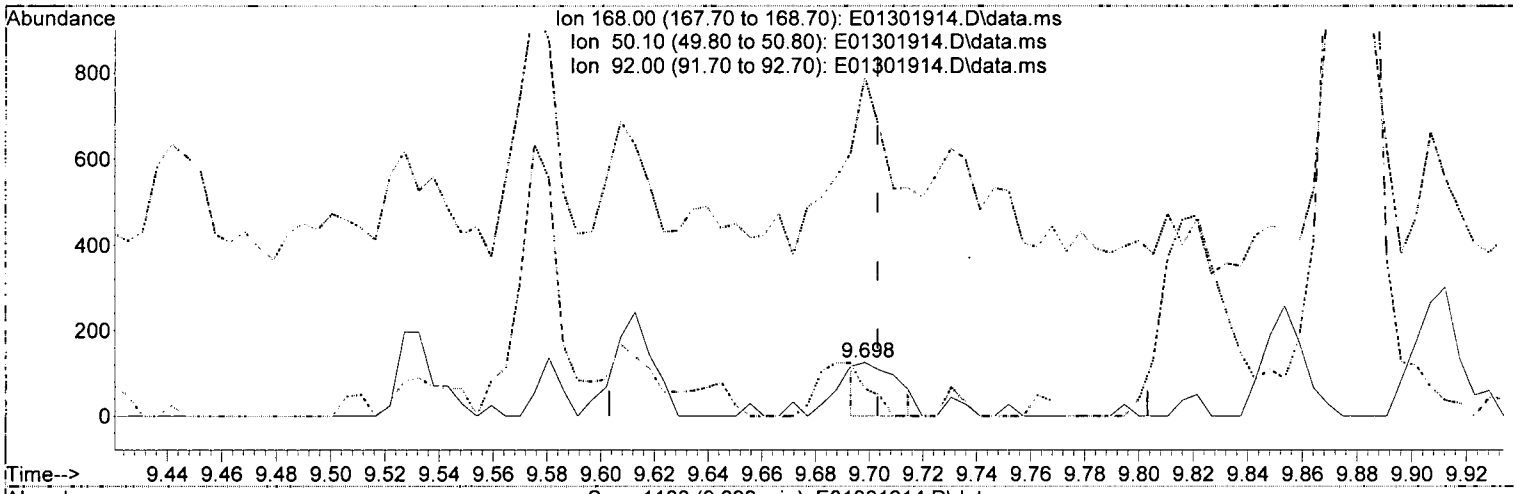

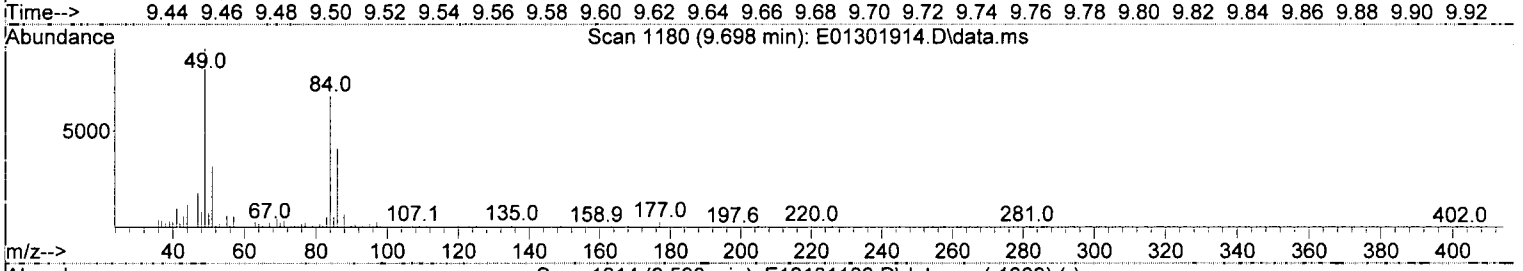

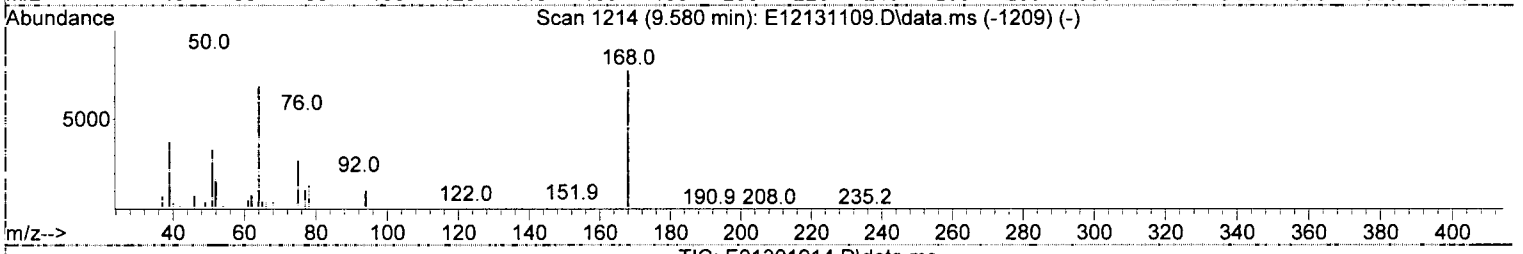

TIC: E01301914.D\data.ms

(48) 1,2-Dinitrobenzene (T)

9.698min (-0.005) 39.02 ng/ml m ✓

response 126

Ion	Exp%	Act%
168.00	100.00	100.00
50.10	166.30	627.78#
92.00	26.00	50.79
0.00	0.00	0.00

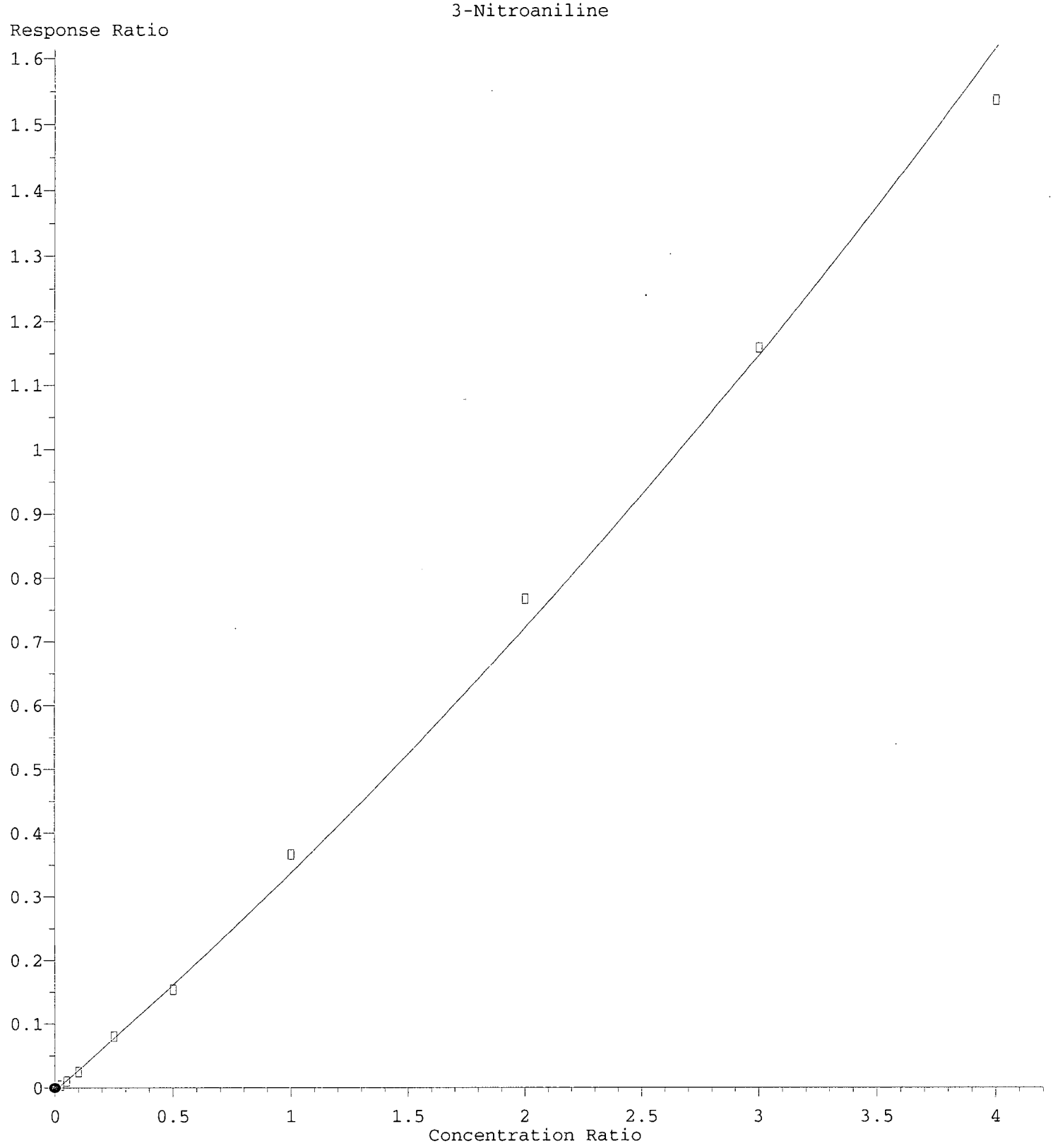

R = 2.09e-002 A*A + 3.22e-001 A - 4.69e-003
Coef of Det (r^2) = 0.995 Curve Fit: Quadratic w(1/a^2)
Method Name: C:\msdchem\1\METHODS\SV5_013019.M
Calibration Table Last Updated: Thu Jan 31 11:41:33 2019

Quantitation Report (Qedit)

Data Path : C:\msdchem\1\DATA\2019-01\9A30046\REQUANT\
Data File : E01301914.D
Acq On : 30 Jan 2019 7:00 pm
Operator : JK/ AMS /DTH
Sample : 9A30046-CAL1
Misc : 1x, A18L327@20
ALS Vial : 3 Sample Multiplier: 1
DataAcq Meth:SV5_AQUISITION.M

Quant Time: Jan 31 11:50:38 2019
Quant Method : C:\msdchem\1\METHODS\SV5_013019.M
Quant Title : EPA 8270D: Semivolatile Organics
QLast Update : Thu Jan 31 10:44:49 2019
Response via : Initial Calibration
InstName : SV-GCMS5

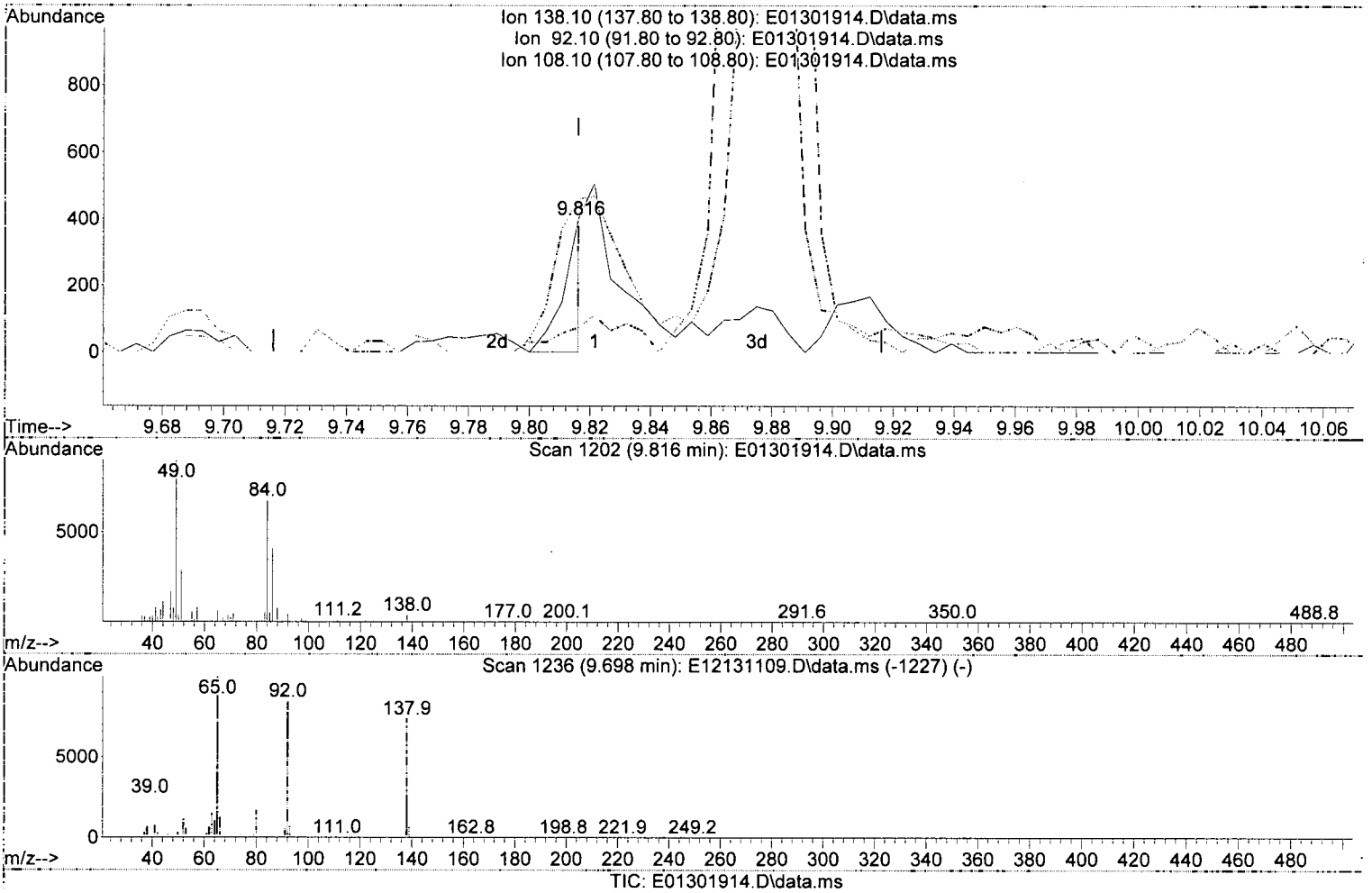

TIC: E01301914.D\data.ms

(50) 3-Nitroaniline (T)

9.816min (+ 0.000) 31.62 ng/ml m

response 195

Ion	Exp%	Act%
138.10	100.00	100.00
92.10	117.60	115.04
108.10	9.90	18.55
0.00	0.00	0.00

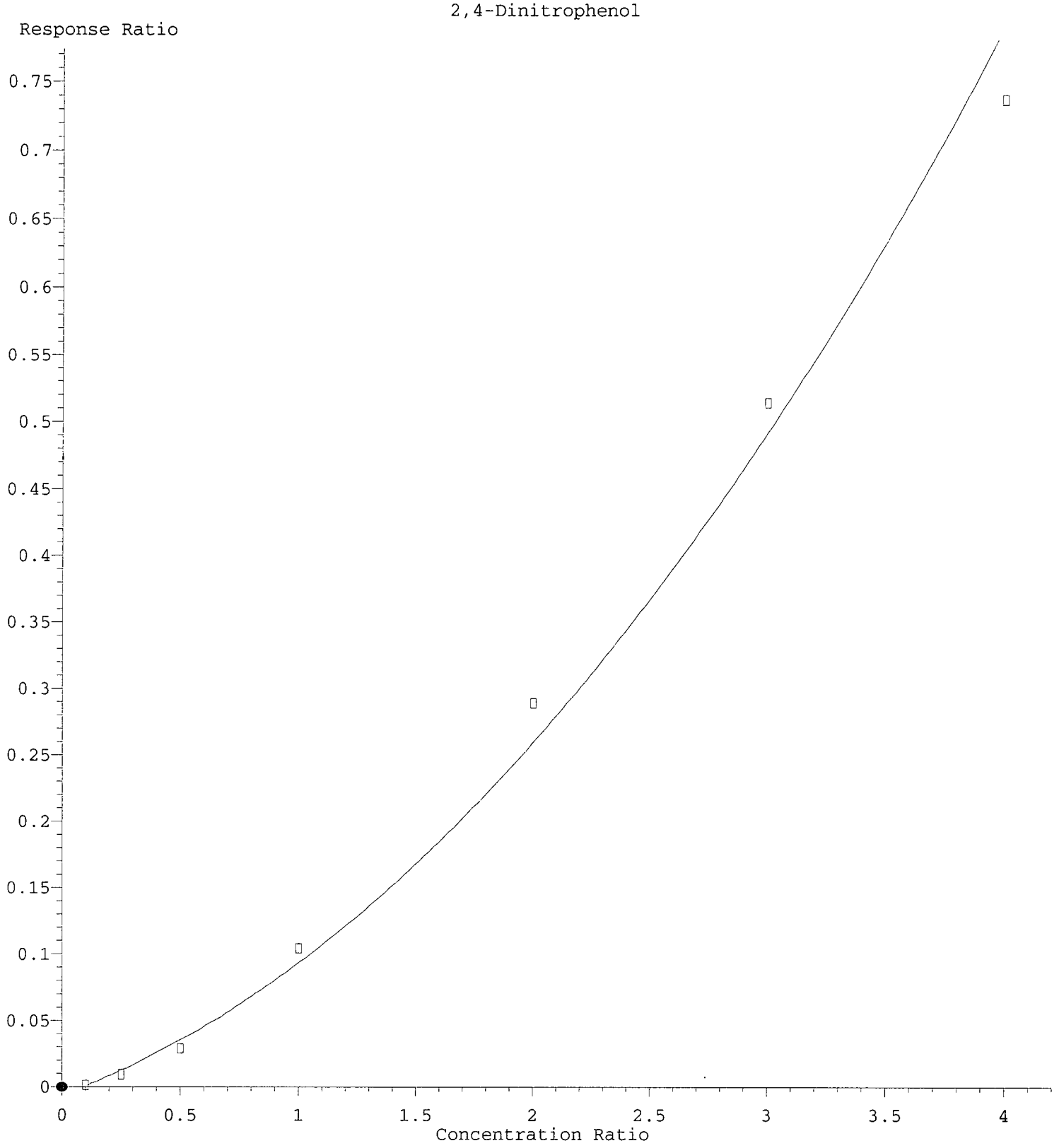

R = 3.32e-002 A*A + 6.65e-002 A - 6.19e-003
Coef of Det (r^2) = 0.990 Curve Fit: Quadratic w(1/a^2)
Method Name: C:\msdchem\1\METHODS\SV5_013019.M
Calibration Table Last Updated: Thu Jan 31 11:41:33 2019

Quantitation Report (Qedit)

Data Path : C:\msdchem\1\DATA\2019-01\9A30046\REQUANT\
Data File : E01301914.D
Acq On : 30 Jan 2019 7:00 pm
Operator : JK/ AMS /DTH
Sample : 9A30046-CAL1
Misc : 1x, A18L327@20
ALS Vial : 3 Sample Multiplier: 1
DataAcq Meth:SV5_AQUISITION.M

Quant Time: Jan 31 11:50:38 2019
Quant Method : C:\msdchem\1\METHODS\SV5_013019.M
Quant Title : EPA 8270D: Semivolatile Organics
QLast Update : Thu Jan 31 10:44:49 2019
Response via : Initial Calibration
InstName : SV-GCMS5

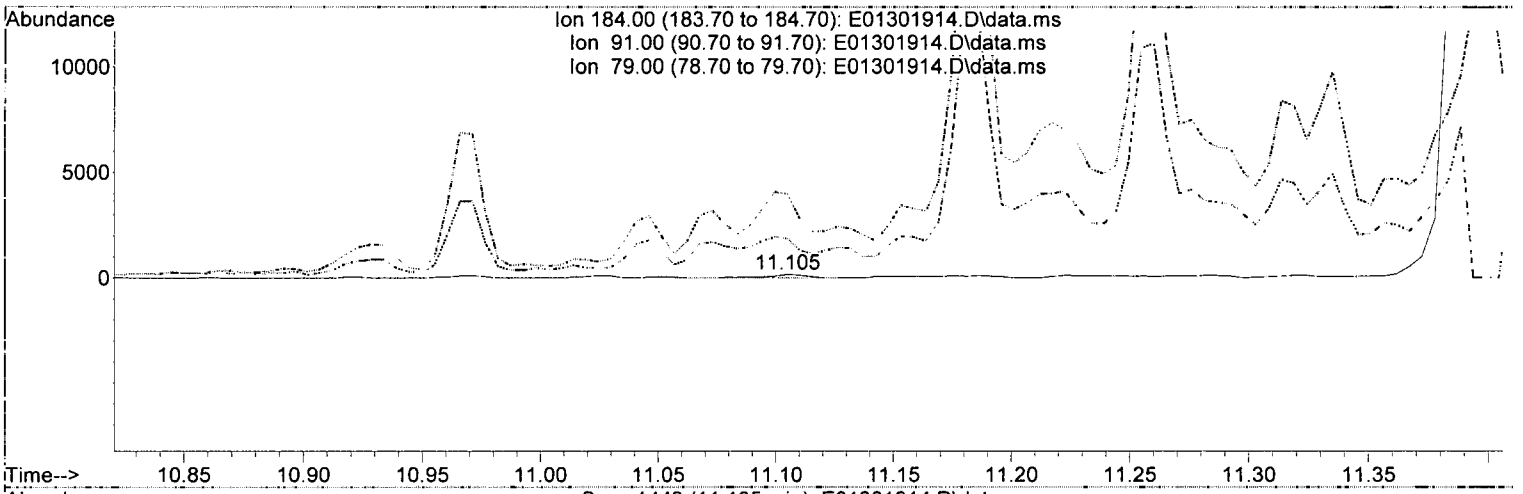



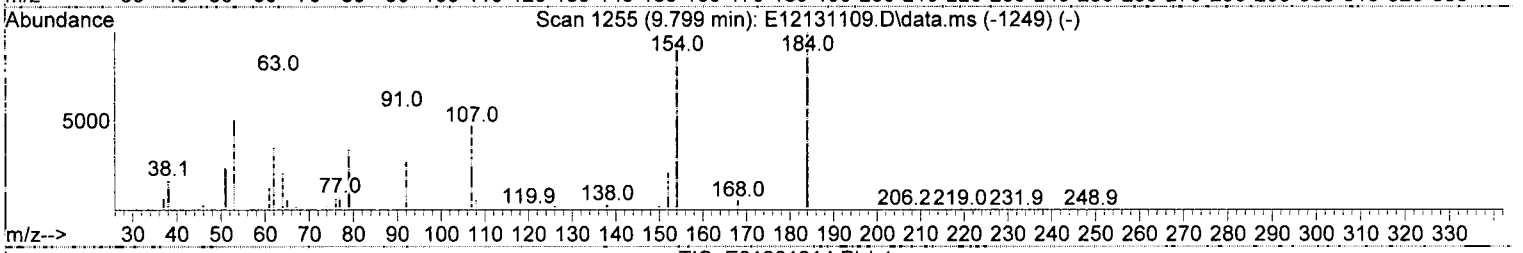

TIC: E01301914.D\data.ms

(52) 2,4-Dinitrophenol (T)

11.105min (+ 1.183) 188.23 ng/ml m

response 178

Ion	Exp%	Act%
184.00	100.00	100.00
91.00	61.90	2521.52#
79.00	44.90	1181.01#
0.00	0.00	0.00

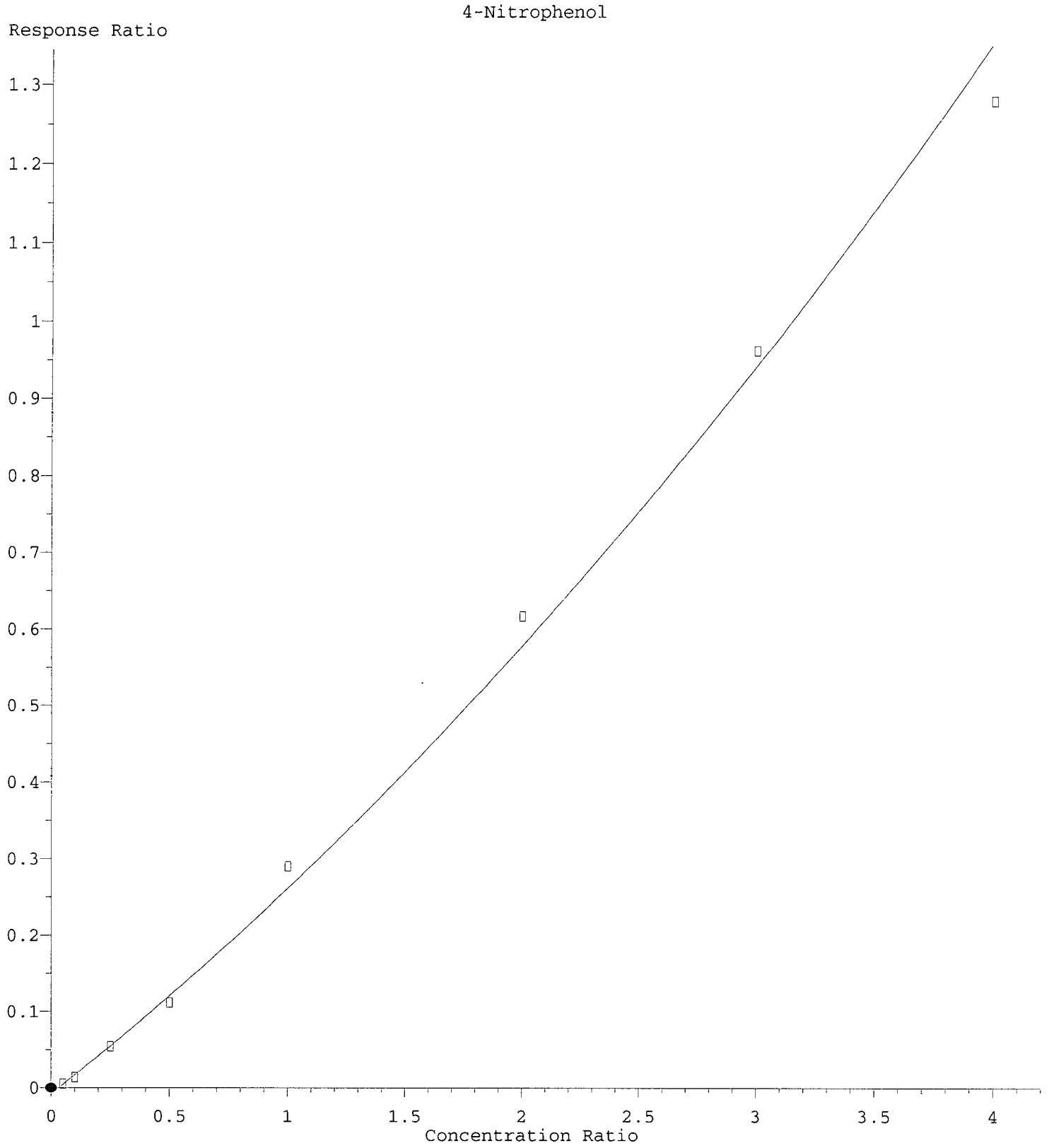

R = 2.37e-002 A*A + 2.46e-001 A - 8.09e-003
Coef of Det (r^2) = 0.993 Curve Fit: Quadratic w(1/a^2)
Method Name: C:\msdchem\1\METHODS\SV5_013019.M
Calibration Table Last Updated: Thu Jan 31 11:41:33 2019

Quantitation Report (Qedit)

Data Path : C:\msdchem\1\DATA\2019-01\9A30046\REQUANT\
Data File : E01301914.D
Acq On : 30 Jan 2019 7:00 pm
Operator : JK/ AMS /DTH
Sample : 9A30046-CAL1
Misc : 1x, A18L327@20
ALS Vial : 3 Sample Multiplier: 1
DataAcq Meth:SV5_AQUISITION.M

Quant Time: Jan 31 11:50:38 2019
Quant Method : C:\msdchem\1\METHODS\SV5_013019.M
Quant Title : EPA 8270D: Semivolatile Organics
QLast Update : Thu Jan 31 10:44:49 2019
Response via : Initial Calibration
InstName : SV-GCMS5

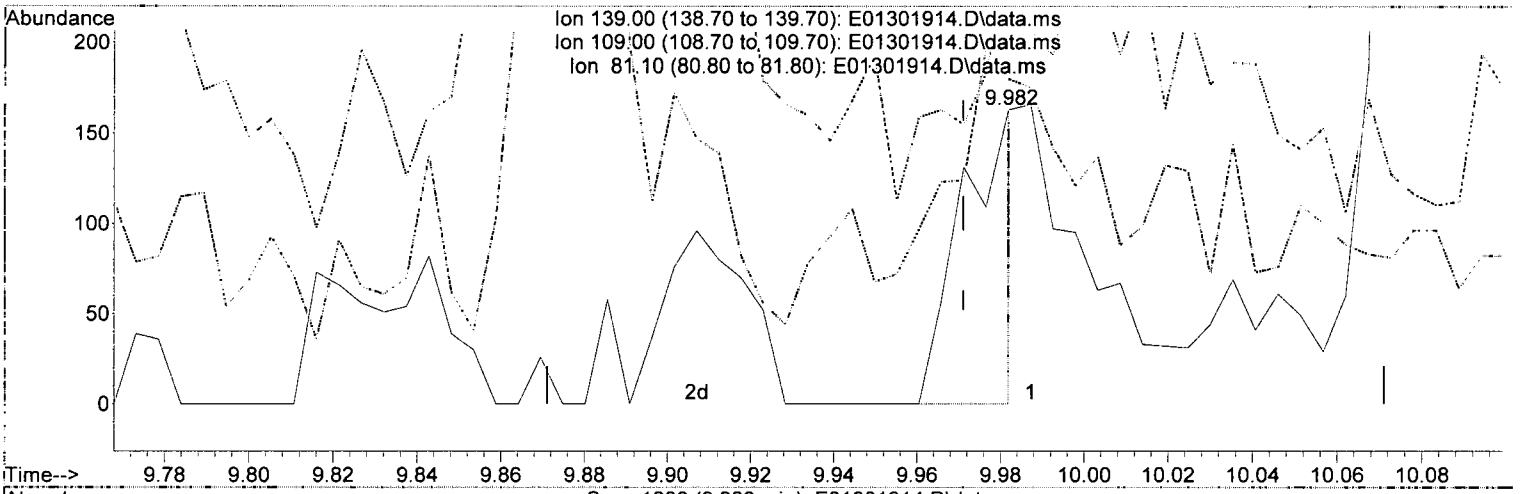

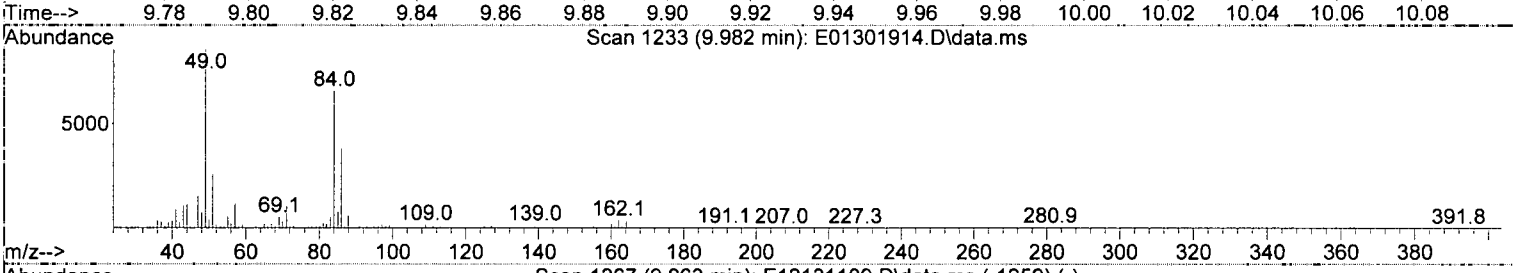

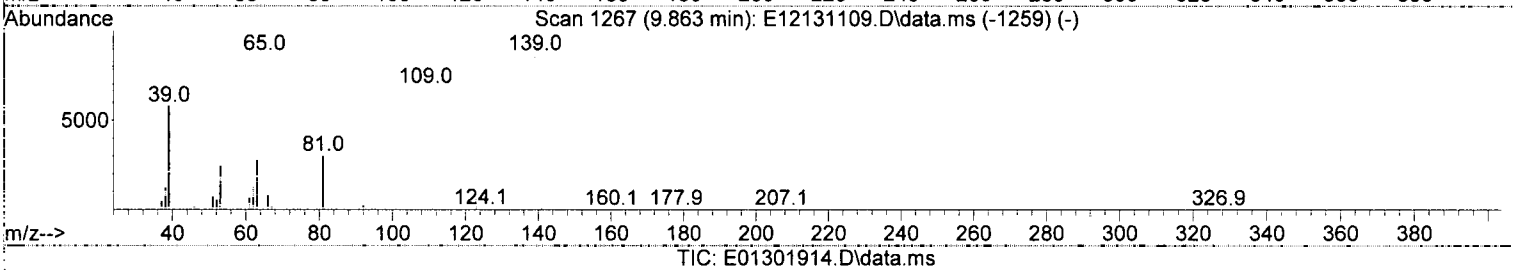

TIC: E01301914.D\data.ms

(53) 4-Nitrophenol (T)

9.982min (+ 0.011) 68.04 ng/ml m

response 148

Ion	Exp%	Act%
139.00	100.00	100.00
109.00	74.20	110.43#
81.10	37.00	152.76#
0.00	0.00	0.00

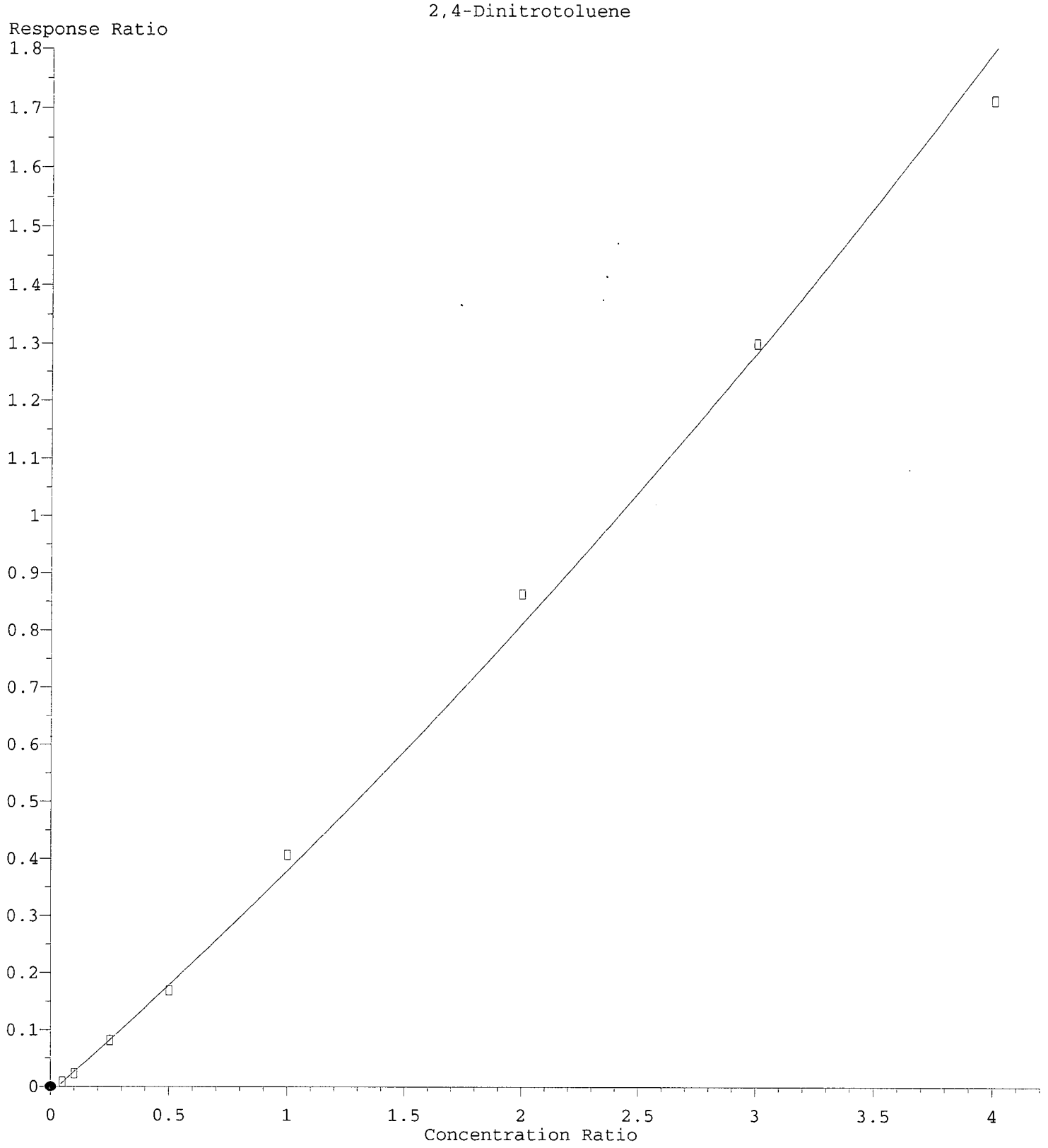

R = 2.07e-002 A*A + 3.70e-001 A - 1.13e-002
Coef of Det (r^2) = 0.996 Curve Fit: Quadratic w(1/a^2)
Method Name: C:\msdchem\1\METHODS\SV5_013019.M
Calibration Table Last Updated: Thu Jan 31 11:41:33 2019

Quantitation Report (Qedit)

Data Path : C:\msdchem\1\DATA\2019-01\9A30046\REQUANT\
Data File : E01301914.D
Acq On : 30 Jan 2019 7:00 pm
Operator : JK/ AMS /DTH
Sample : 9A30046-CAL1
Misc : 1x, A18L327@20
ALS Vial : 3 Sample Multiplier: 1
DataAcq Meth:SV5_AQUISITION.M

Quant Time: Jan 31 11:50:38 2019
Quant Method : C:\msdchem\1\METHODS\SV5_013019.M
Quant Title : EPA 8270D: Semivolatile Organics
QLast Update : Thu Jan 31 10:44:49 2019
Response via : Initial Calibration
InstName : SV-GCMS5

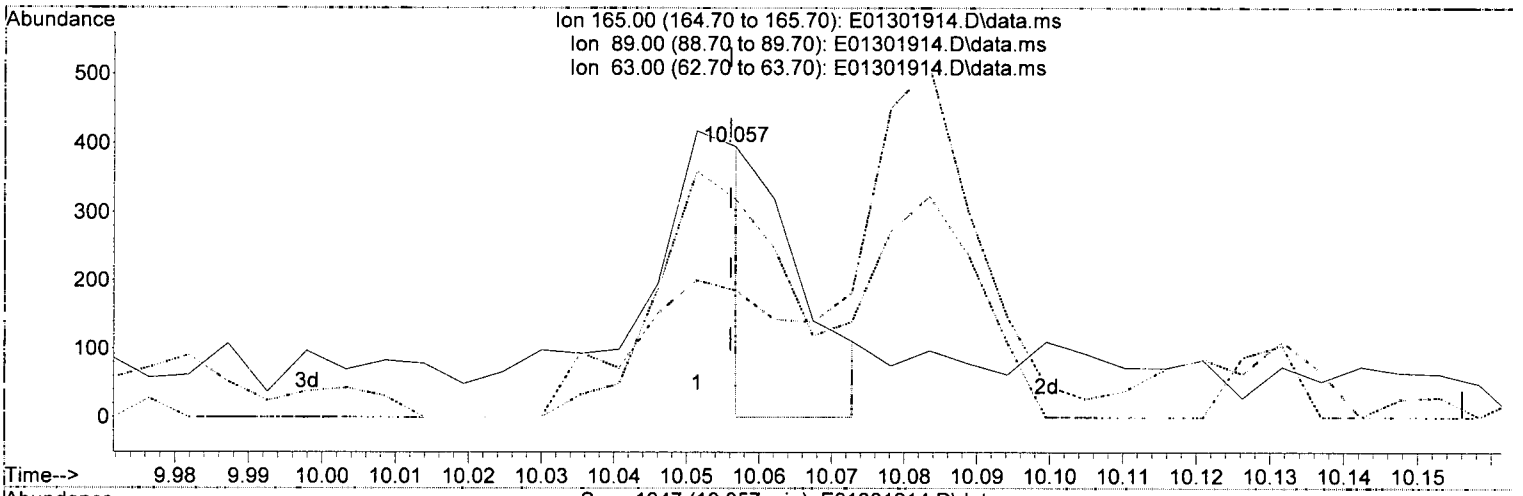



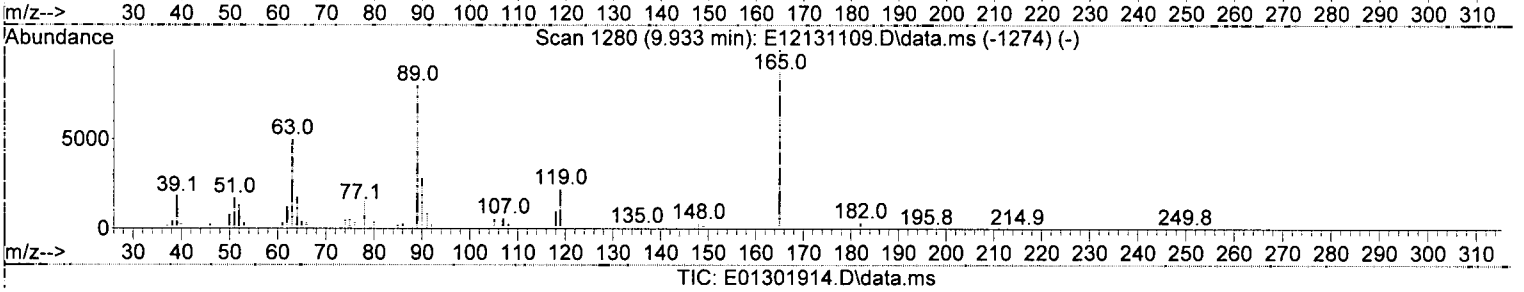

TIC: E01301914.D\data.ms

(54) 2,4-Dinitrotoluene (T)

10.057min (+ 0.001) 63.06 ng/ml m

response 183

Ion	Exp%	Act%
165.00	100.00	100.00
89.00	81.60	80.76
63.00	52.60	46.84
0.00	0.00	0.00

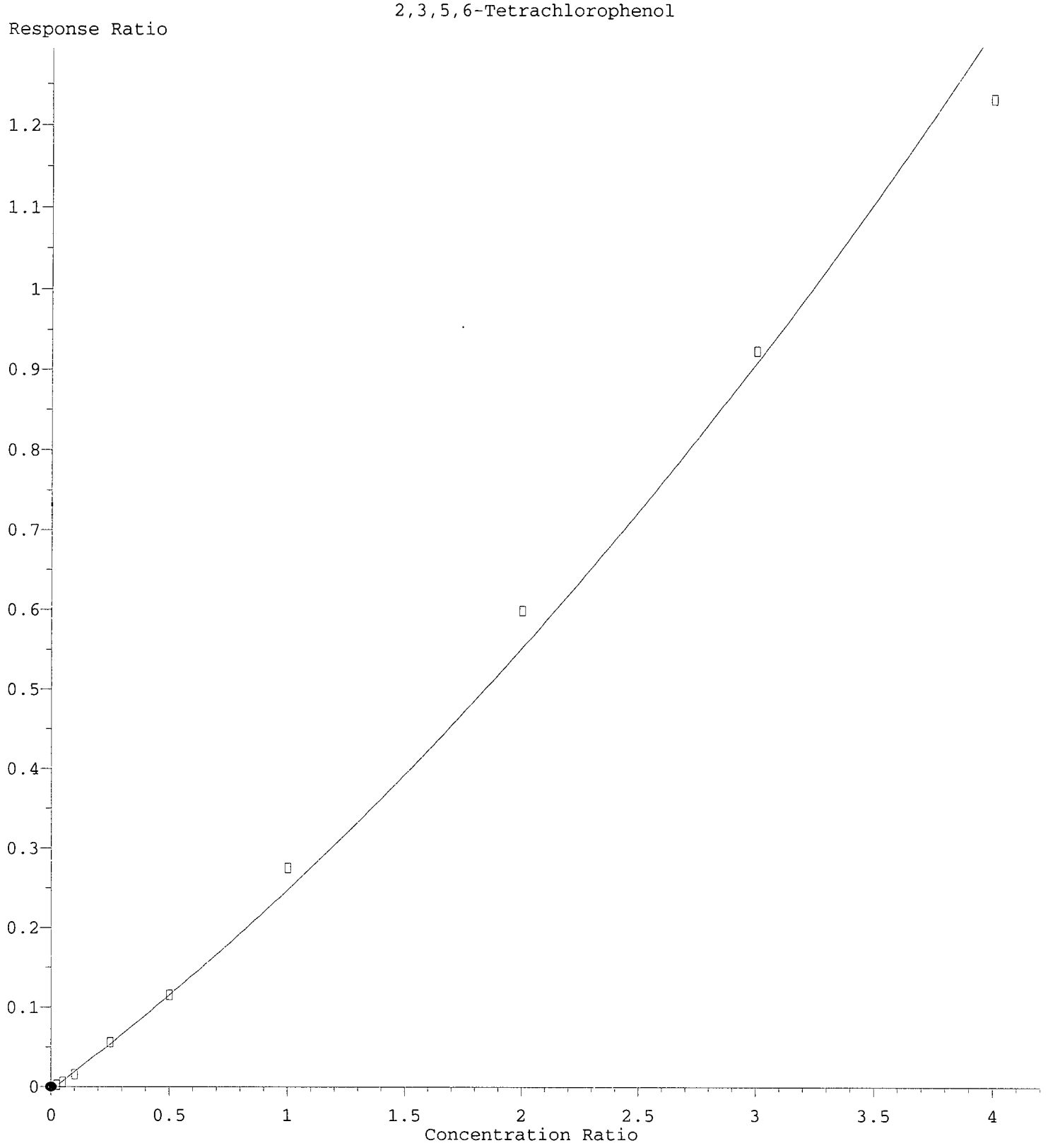

R = 2.63e-002 A*A + 2.26e-001 A - 4.06e-003
Coef of Det (r^2) = 0.990 Curve Fit: Quadratic w(1/a^2)
Method Name: C:\msdchem\1\METHODS\SV5_013019.M
Calibration Table Last Updated: Thu Jan 31 11:41:33 2019

Quantitation Report (Qedit)

Data Path : C:\msdchem\1\DATA\2019-01\9A30046\REQUANT\
Data File : E01301914.D
Acq On : 30 Jan 2019 7:00 pm
Operator : JK/ AMS /DTH
Sample : 9A30046-CAL1
Misc : 1x, A18L327@20
ALS Vial : 3 Sample Multiplier: 1
DataAcq Meth:SV5_AQUISITION.M

Quant Time: Jan 31 11:50:38 2019
Quant Method : C:\msdchem\1\METHODS\SV5_013019.M
Quant Title : EPA 8270D: Semivolatile Organics
QLast Update : Thu Jan 31 10:44:49 2019
Response via : Initial Calibration
InstName : SV-GCMS5

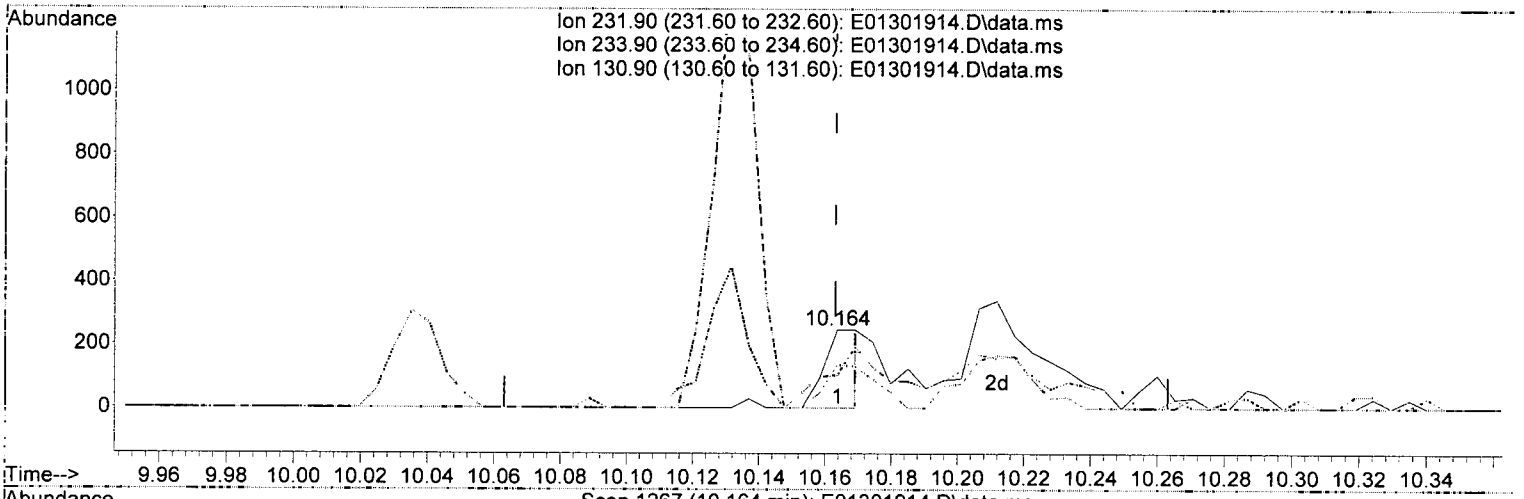



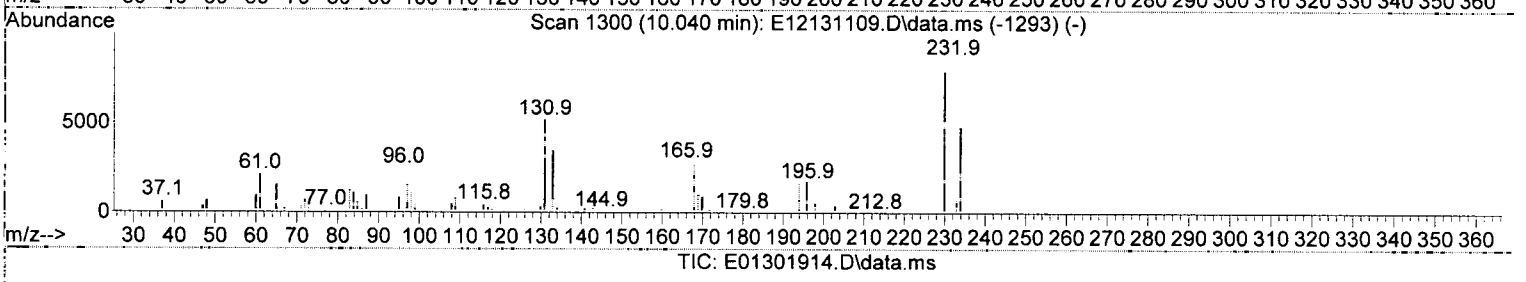

TIC: E01301914.D\data.ms

(56) 2,3,5,6-Tetrachlorophenol (T)

10.164min (+ 0.001) 39.31 ng/ml m

response 188

Ion	Exp%	Act%
231.90	100.00	100.00
233.90	46.40	55.28
130.90	52.90	42.28
0.00	0.00	0.00

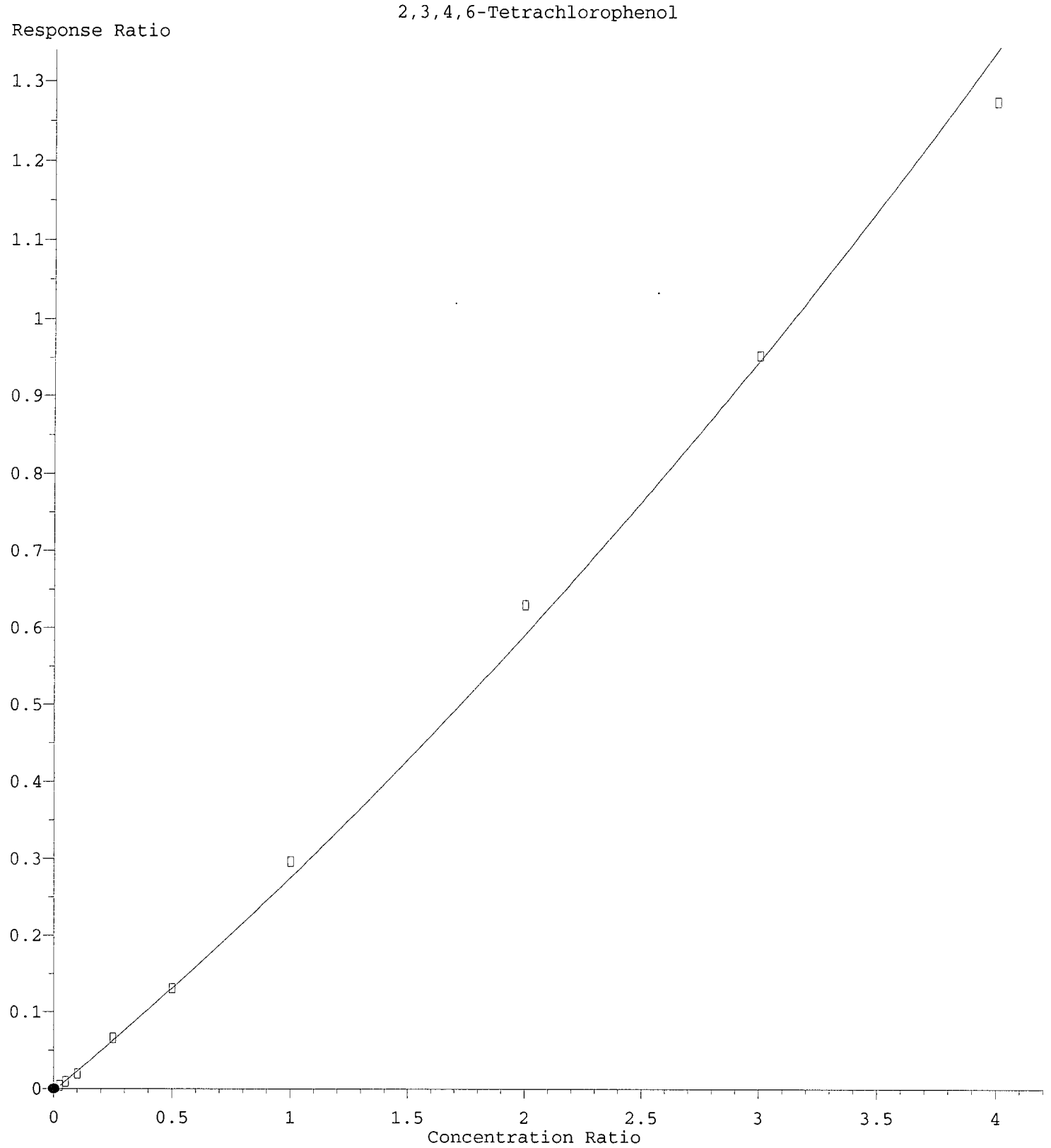

R = 1.91e-002 A*A + 2.59e-001 A - 3.03e-003
Coef of Det (r^2) = 0.994 Curve Fit: Quadratic w(1/a^2)
Method Name: C:\msdchem\1\METHODS\SV5_013019.M
Calibration Table Last Updated: Thu Jan 31 11:41:33 2019

Quantitation Report (Qedit)

Data Path : C:\msdchem\1\DATA\2019-01\9A30046\REQUANT\
Data File : E01301914.D
Acq On : 30 Jan 2019 7:00 pm
Operator : JK/ AMS /DTH
Sample : 9A30046-CAL1
Misc : 1x, A18L327@20
ALS Vial : 3 Sample Multiplier: 1
DataAcq Meth:SV5_AQUISITION.M

Quant Time: Jan 31 11:50:38 2019
Quant Method : C:\msdchem\1\METHODS\SV5_013019.M
Quant Title : EPA 8270D: Semivolatile Organics
QLast Update : Thu Jan 31 10:44:49 2019
Response via : Initial Calibration
InstName : SV-GCMS5

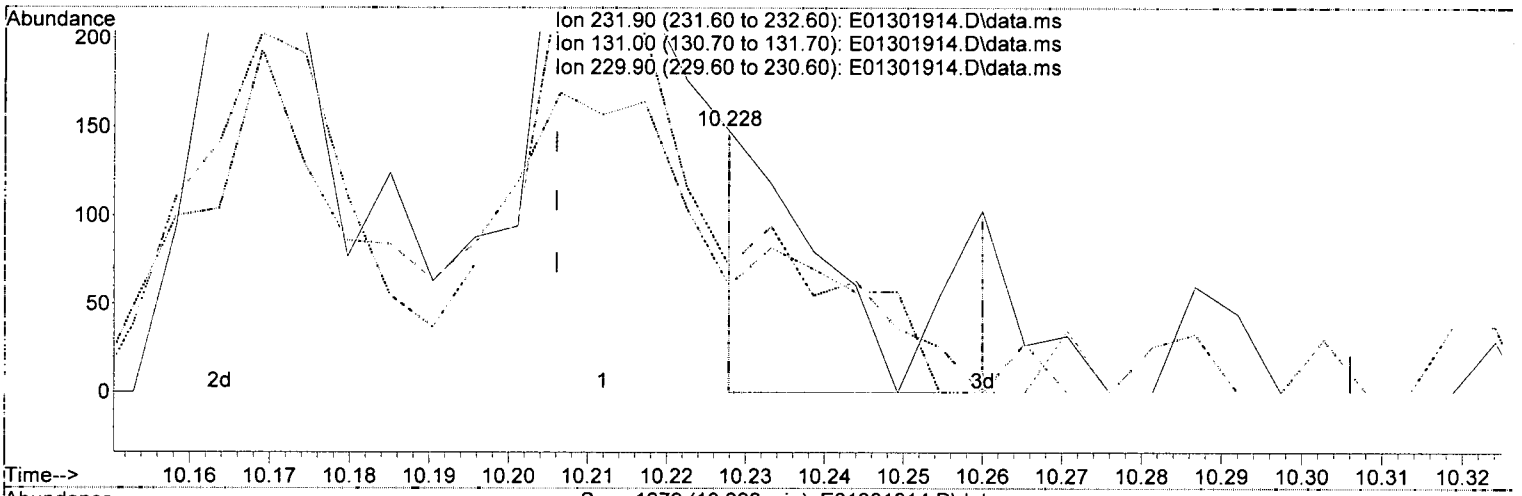



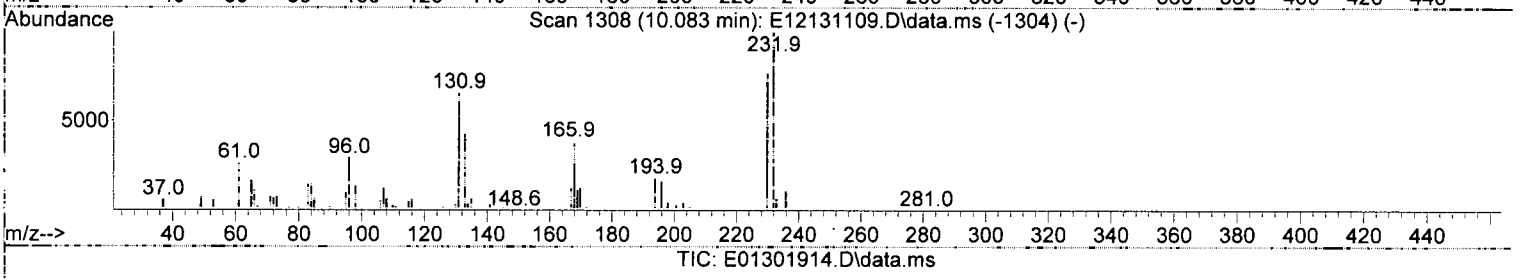

TIC: E01301914.D\data.ms

(57) 2,3,4,6-Tetrachlorophenol (T)

10.228min (+ 0.022) 25.48 ng/ml m

response 134

Ion	Exp%	Act%
231.90	100.00	100.00
131.00	61.50	41.22
229.90	79.80	48.65#
0.00	0.00	0.00

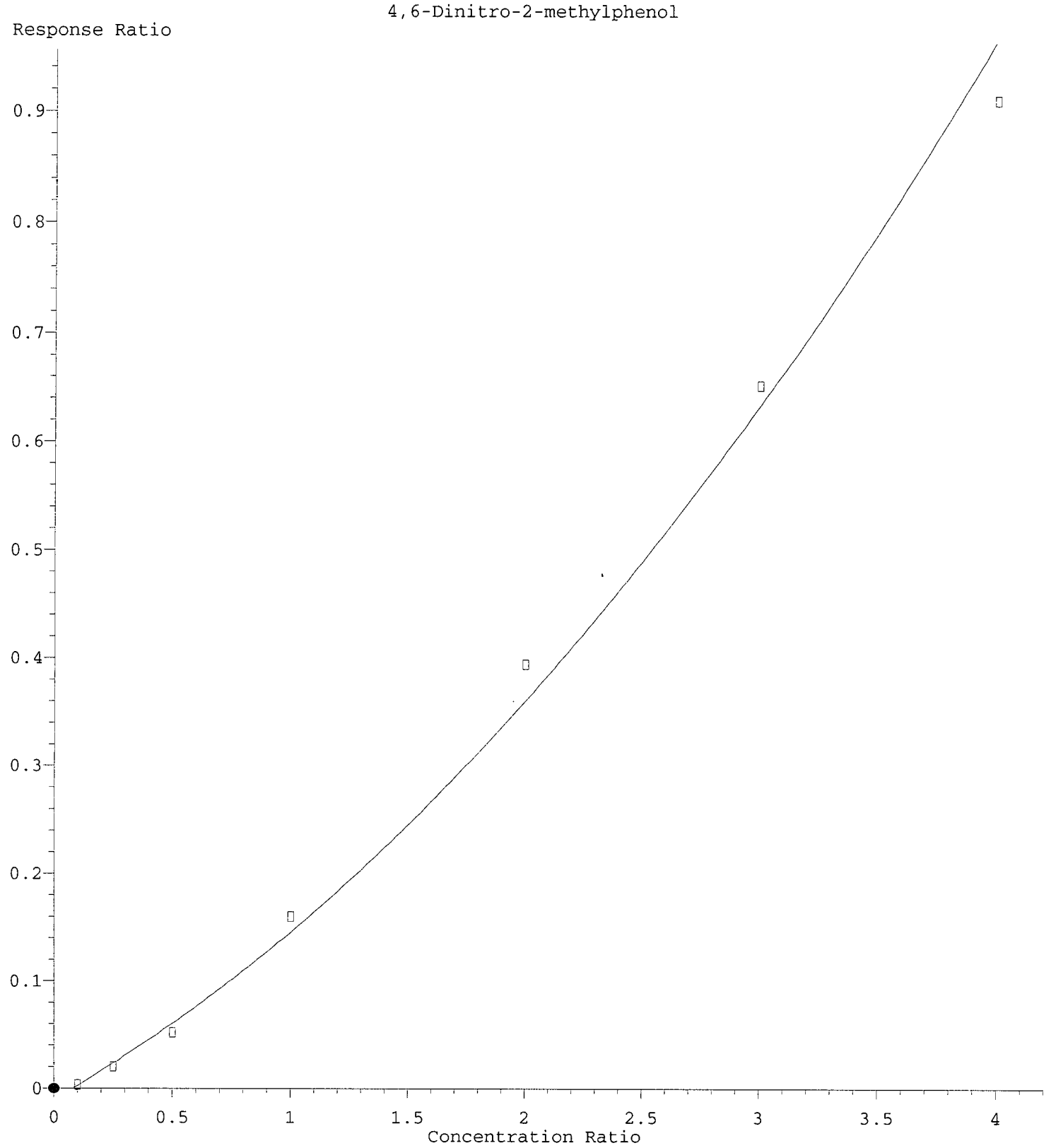

R = 2.93e-002 A*A + 1.27e-001 A - 1.03e-002
Coef of Det (r^2) = 0.993 Curve Fit: Quadratic w(1/a^2)
Method Name: C:\msdchem\1\METHODS\SV5_013019.M
Calibration Table Last Updated: Thu Jan 31 11:41:33 2019

Quantitation Report (Qedit)

Data Path : C:\msdchem\1\DATA\2019-01\9A30046\REQUANT\
Data File : E01301914.D
Acq On : 30 Jan 2019 7:00 pm
Operator : JK/ AMS /DTH
Sample : 9A30046-CAL1
Misc : 1x, A18L327@20
ALS Vial : 3 Sample Multiplier: 1
DataAcq Meth:SV5_AQUISITION.M

Quant Time: Jan 31 11:50:38 2019
Quant Method : C:\msdchem\1\METHODS\SV5_013019.M
Quant Title : EPA 8270D: Semivolatile Organics
QLast Update : Thu Jan 31 10:44:49 2019
Response via : Initial Calibration
InstName : SV-GCMS5

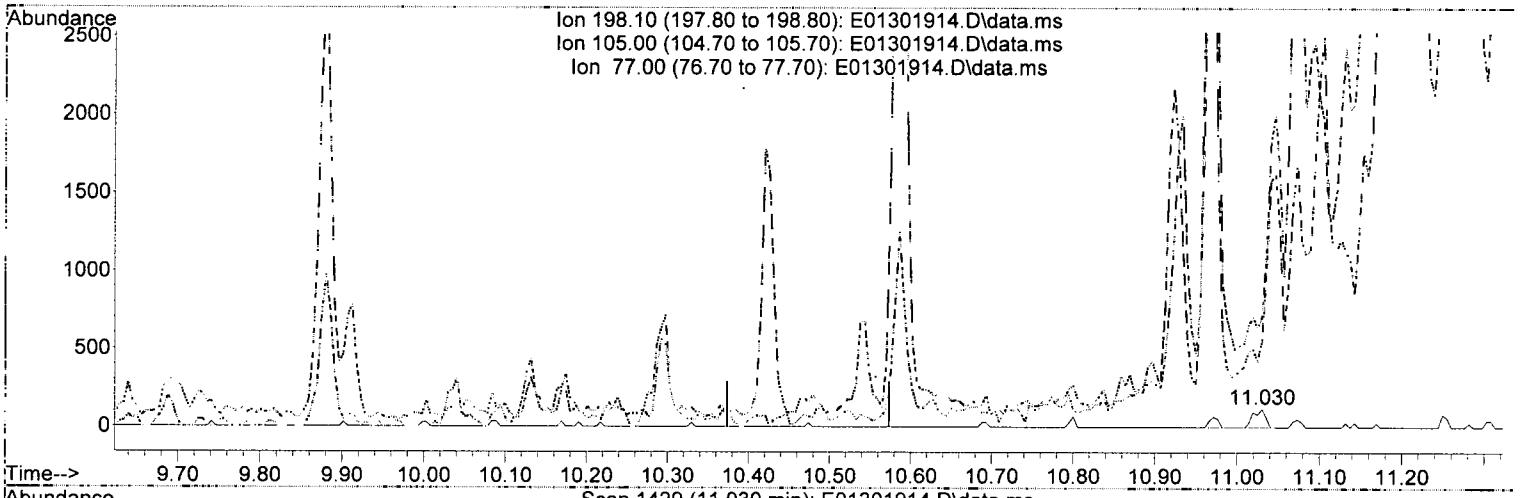

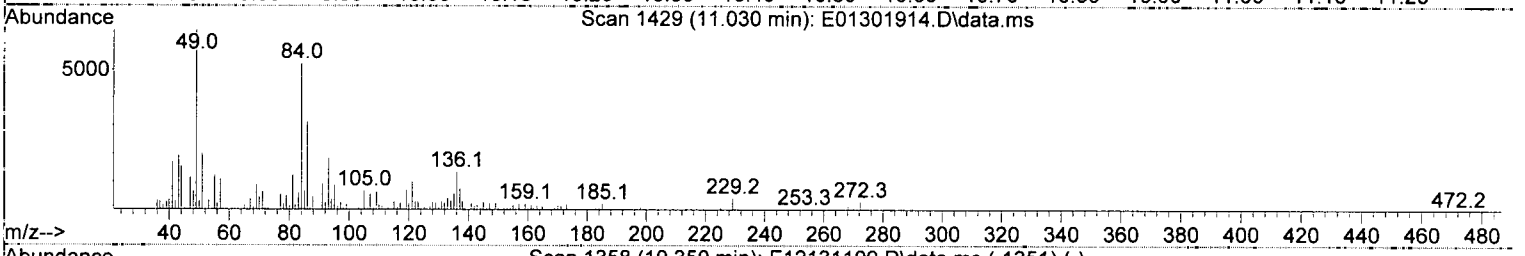

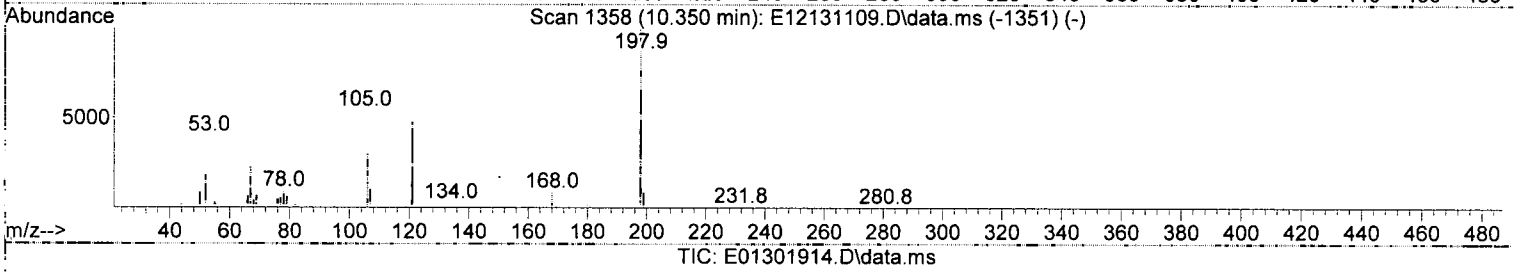

TIC: E01301914.D\data.ms

(63) 4,6-Dinitro-2-methylphenol (T)

11.030min (+ 0.557) 164.67 ng/ml m

response 160

Ion	Exp%	Act%
198.10	100.00	100.00
105.00	58.30	594.92#
77.00	33.50	466.95#
0.00	0.00	0.00

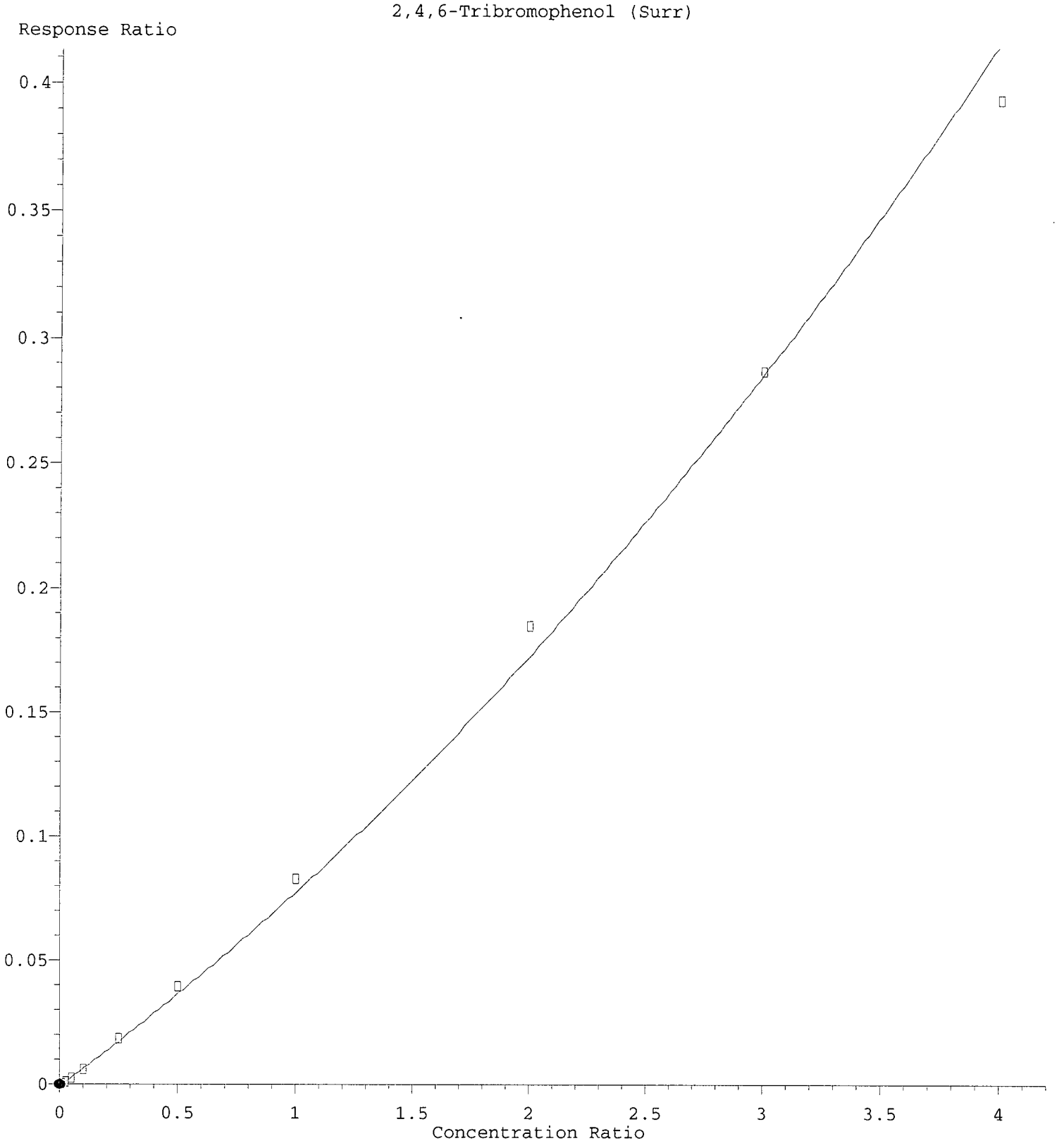

R = 8.71e-003 A*A + 6.92e-002 A - 5.01e-004
Coef of Det (r^2) = 0.992 Curve Fit: Quadratic w(1/a^2)
Method Name: C:\msdchem\1\METHODS\SV5_013019.M
Calibration Table Last Updated: Thu Jan 31 11:41:33 2019

Quantitation Report (Qedit)

Data Path : C:\msdchem\1\DATA\2019-01\9A30046\REQUANT\
Data File : E01301914.D
Acq On : 30 Jan 2019 7:00 pm
Operator : JK/ AMS /DTH
Sample : 9A30046-CAL1
Misc : 1x, A18L327@20
ALS Vial : 3 Sample Multiplier: 1
DataAcq Meth:SV5_AQUISITION.M

Quant Time: Jan 31 11:50:38 2019
Quant Method : C:\msdchem\1\METHODS\SV5_013019.M
Quant Title : EPA 8270D: Semivolatile Organics
QLast Update : Thu Jan 31 10:44:49 2019
Response via : Initial Calibration
InstName : SV-GCMS5

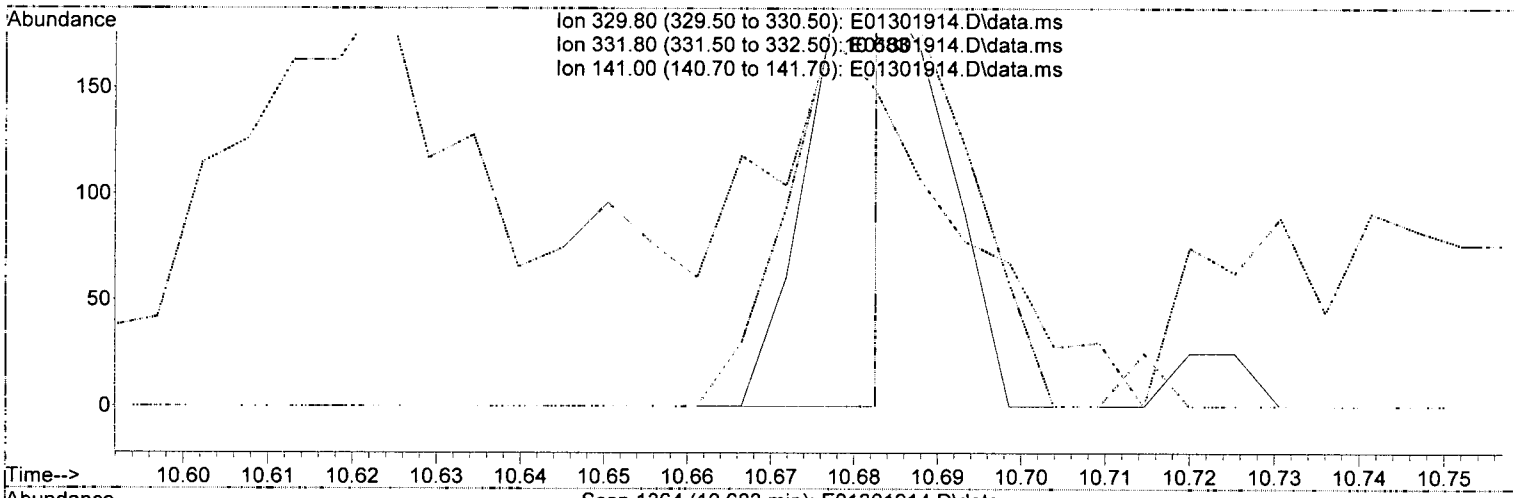

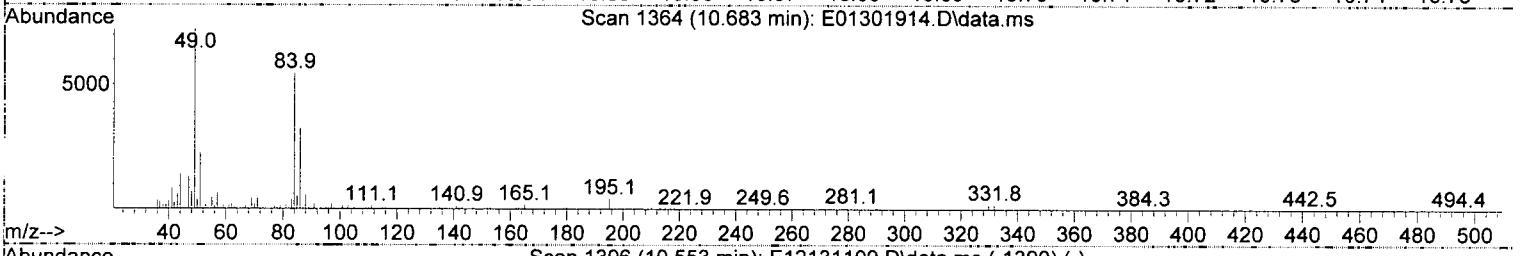

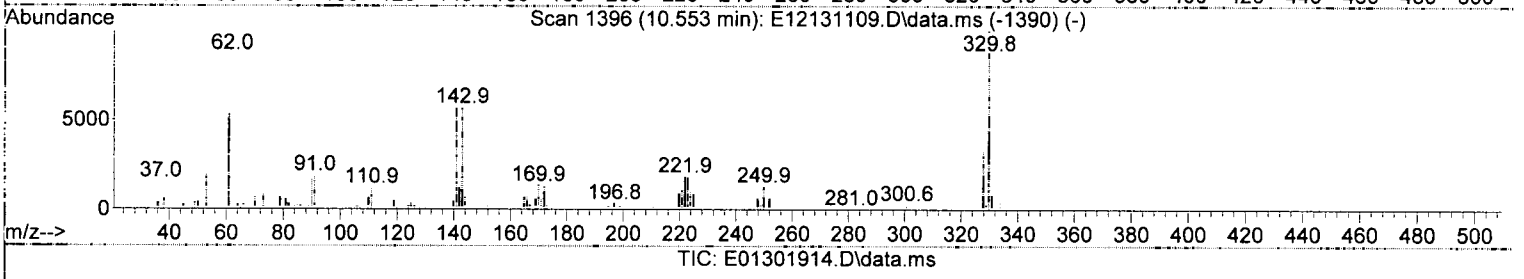

(67) 2,4,6-Tribromophenol (Surr) (S)

10.683min (+ 0.000) 19.07 ng/ml m

response 146

Ion	Exp%	Act%
329.80	100.00	100.00
331.80	93.60	103.32
141.00	55.20	70.62
0.00	0.00	0.00

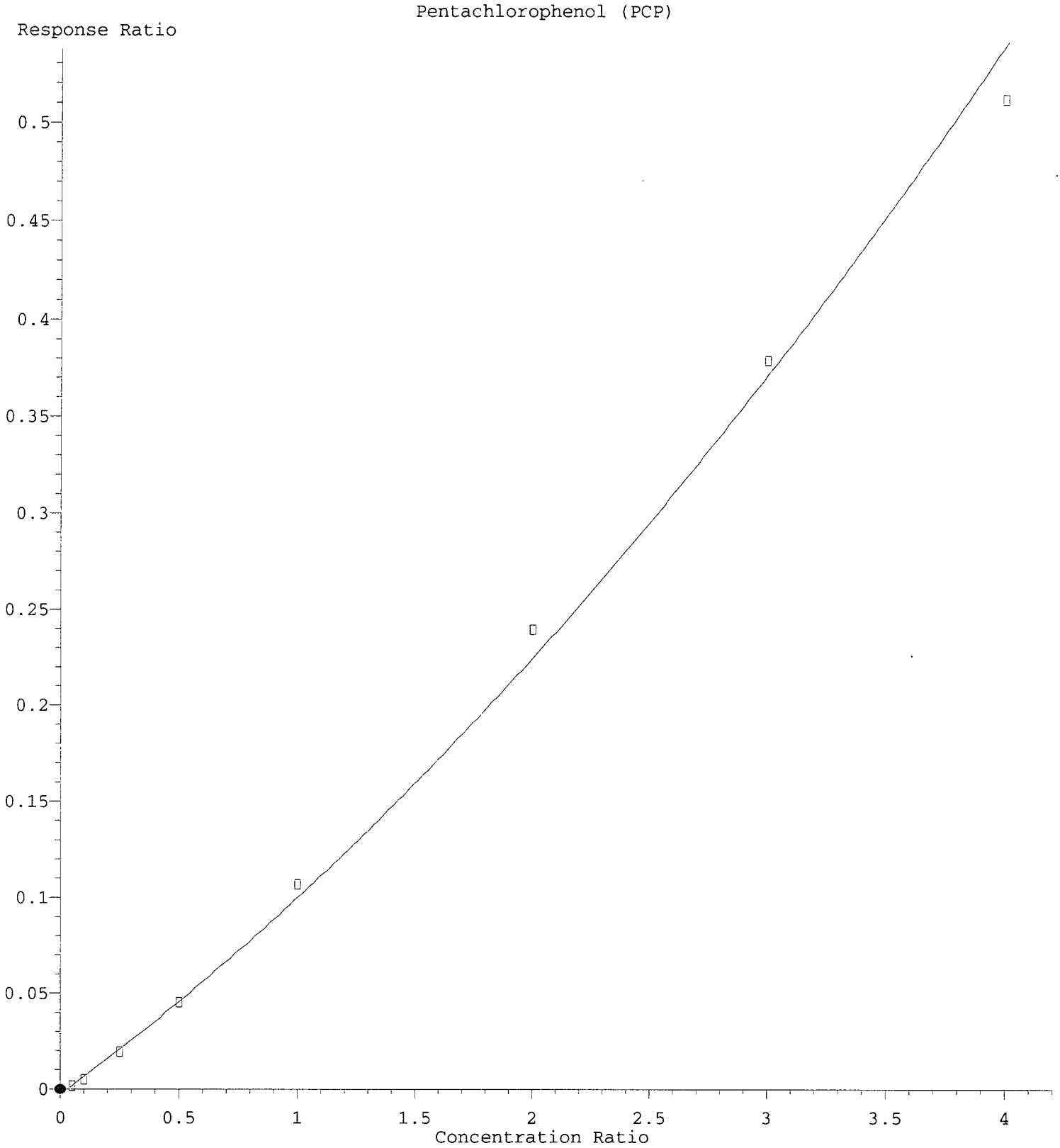

R = 1.08e-002 A*A + 9.25e-002 A - 3.25e-003
Coef of Det (r^2) = 0.995 Curve Fit: Quadratic w(1/a^2)
Method Name: C:\msdchem\1\METHODS\SV5_013019.M
Calibration Table Last Updated: Thu Jan 31 11:41:33 2019

Quantitation Report (Qedit)

Data Path : C:\msdchem\1\DATA\2019-01\9A30046\REQUANT\
Data File : E01301914.D
Acq On : 30 Jan 2019 7:00 pm
Operator : JK/ AMS /DTH
Sample : 9A30046-CAL1
Misc : 1x, A18L327@20
ALS Vial : 3 Sample Multiplier: 1
DataAcq Meth:SV5_AQUISITION.M

Quant Time: Jan 31 11:50:38 2019
Quant Method : C:\msdchem\1\METHODS\SV5_013019.M
Quant Title : EPA 8270D: Semivolatile Organics
QLast Update : Thu Jan 31 10:44:49 2019
Response via : Initial Calibration
InstName : SV-GCMS5

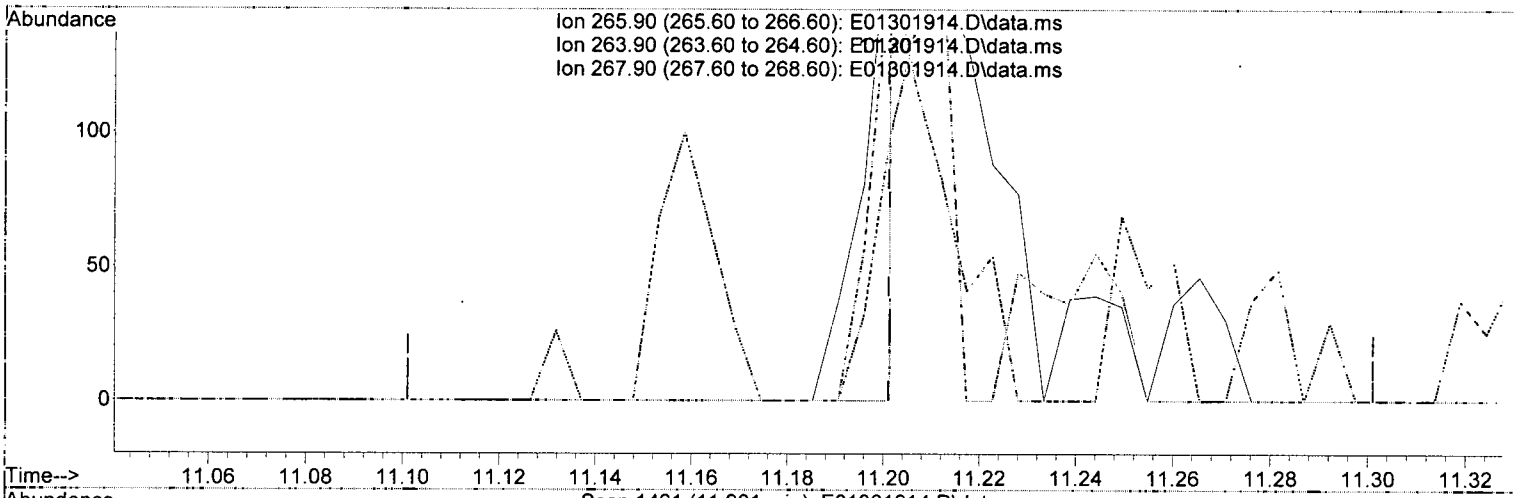

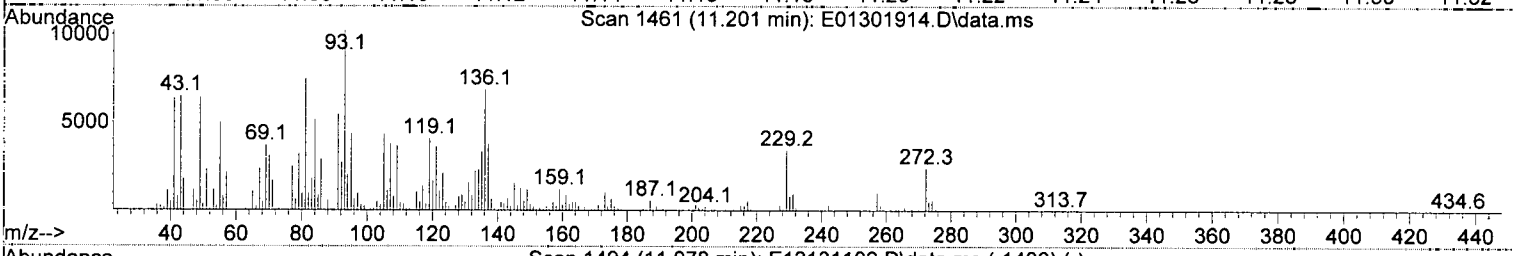

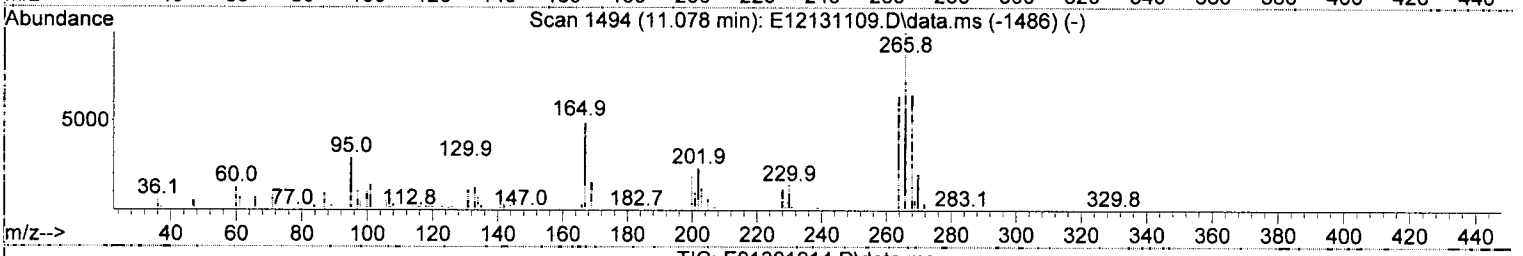

TIC: E01301914.D\data.ms

(70) Pentachlorophenol (PCP) (T)

11.201min (+ 0.000) 72.35 ng/ml m

response 101

Ion	Exp%	Act%
265.90	100.00	100.00
263.90	65.40	50.25
267.90	67.30	85.28
0.00	0.00	0.00

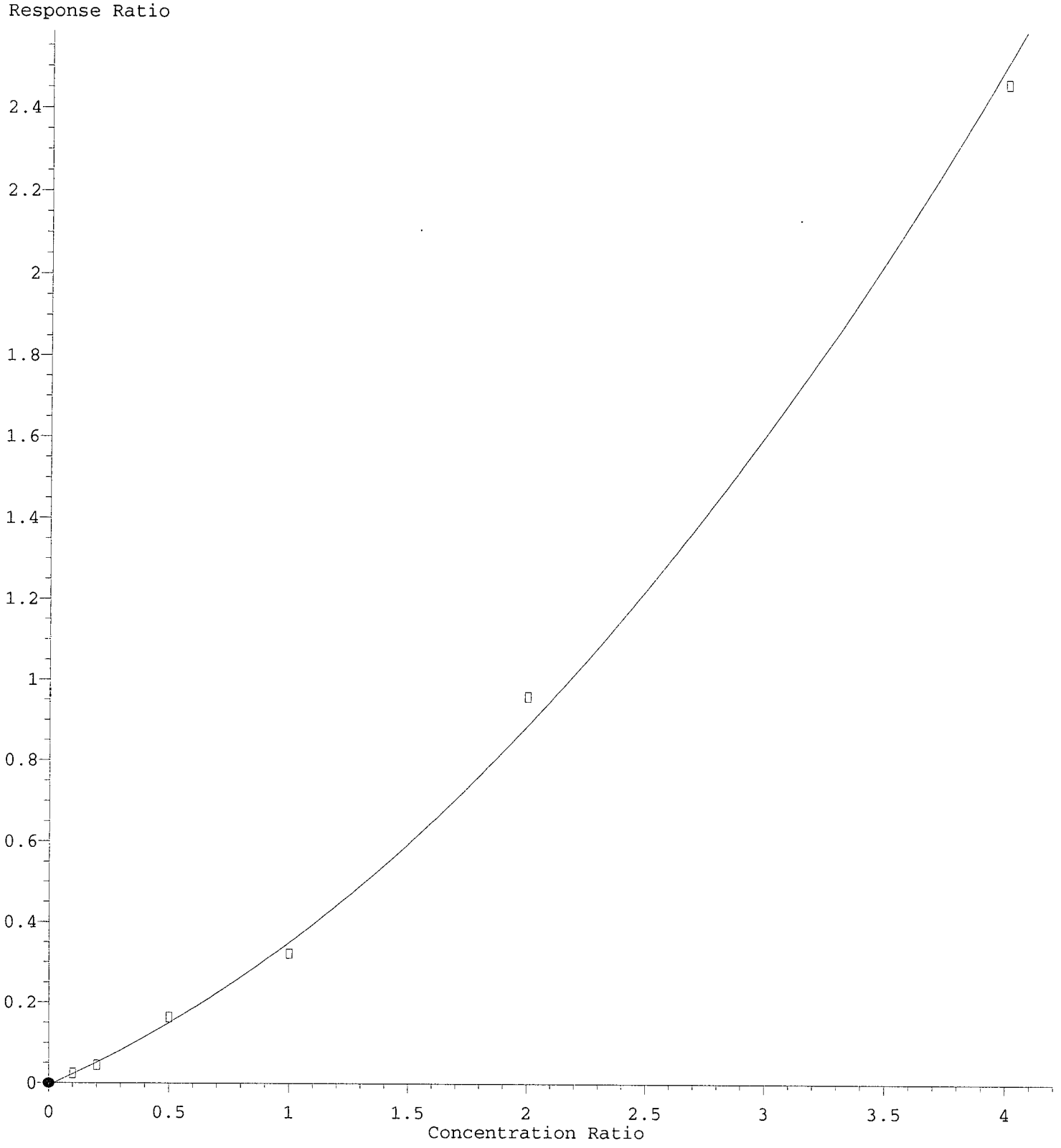

R = 9.14e-002 A*A + 2.64e-001 A - 5.09e-003
Coef of Det (r^2) = 0.994 Curve Fit: Quadratic w(1/a^2)
Method Name: C:\msdchem\1\METHODS\SV5_013019.M
Calibration Table Last Updated: Thu Jan 31 11:41:33 2019

Quantitation Report (Qedit)

Data Path : C:\msdchem\1\DATA\2019-01\9A30046\REQUANT\
Data File : E01301914.D
Acq On : 30 Jan 2019 7:00 pm
Operator : JK/ AMS /DTH
Sample : 9A30046-CAL1
Misc : 1x, A18L327@20
ALS Vial : 3 Sample Multiplier: 1
DataAcq Meth:SV5_AQUISITION.M

Quant Time: Jan 31 11:50:38 2019
Quant Method : C:\msdchem\1\METHODS\SV5_013019.M
Quant Title : EPA 8270D: Semivolatile Organics
QLast Update : Thu Jan 31 10:44:49 2019
Response via : Initial Calibration
InstName : SV-GCMS5

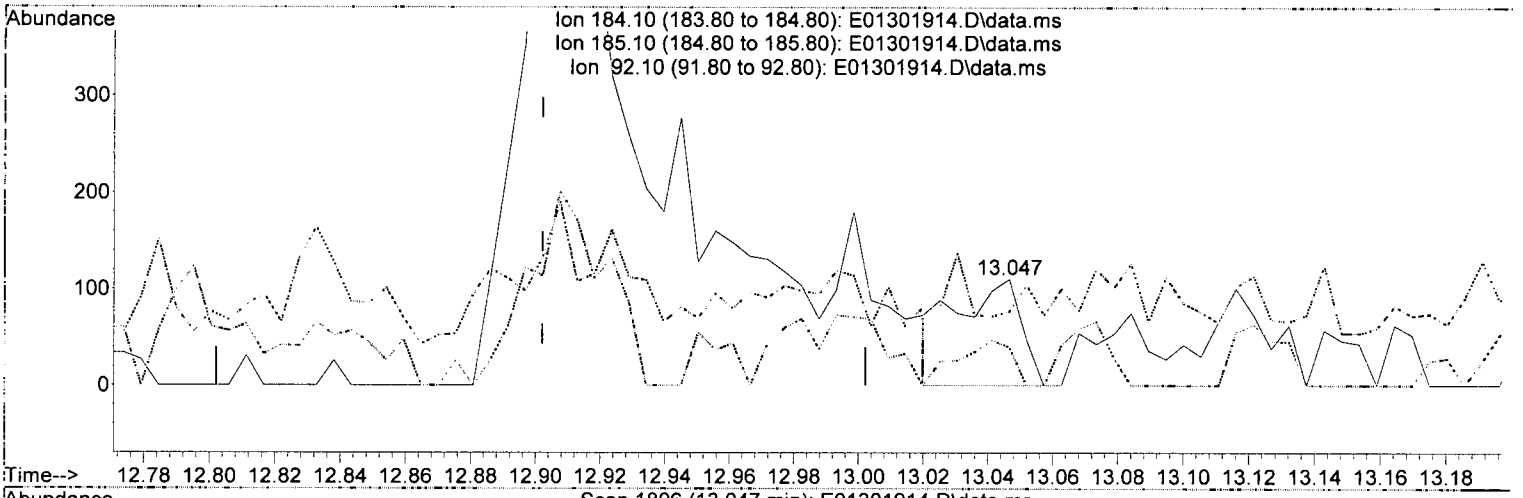



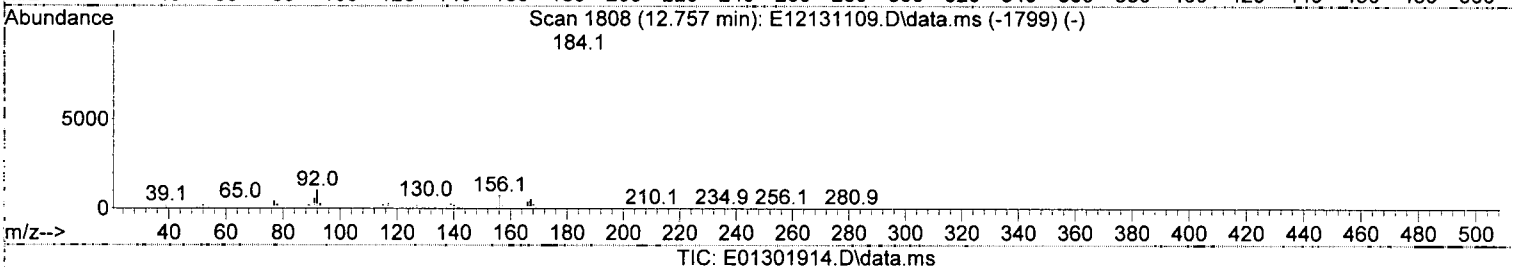

TIC: E01301914.D\data.ms

(76) Benzidine (T)

13.047min (+ 0.145) 39.61 ng/ml m

response 157

Ion	Exp%	Act%
184.10	100.00	100.00
185.10	14.50	36.36
92.10	10.50	70.00#
0.00	0.00	0.00

3,3-Dichlorobenzidine

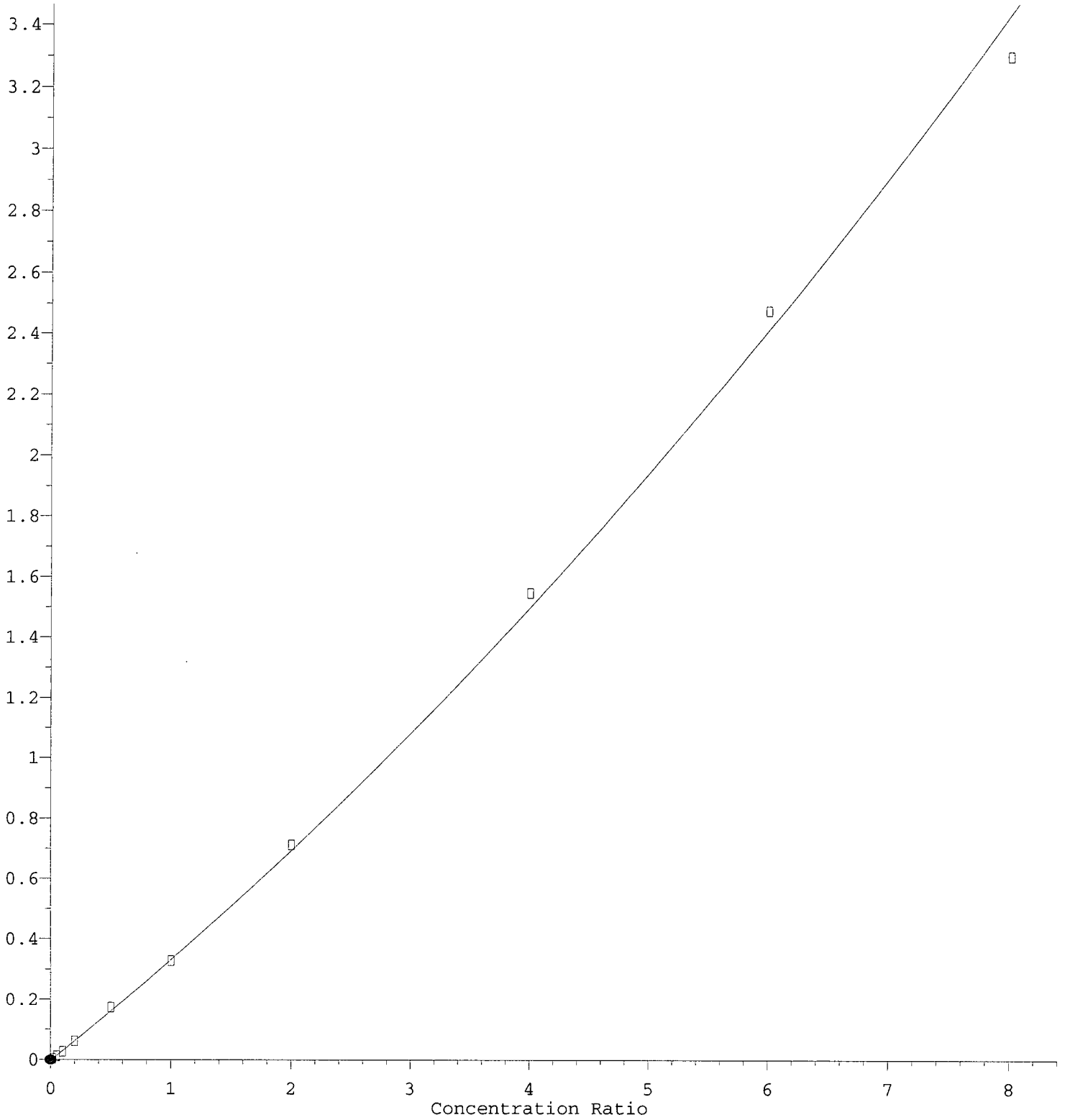

R = 1.36e-002 A*A + 3.21e-001 A - 3.38e-003
Coef of Det (r^2) = 0.997 Curve Fit: Quadratic w(1/a^2)
Method Name: C:\msdchem\1\METHODS\SV5_013019.M
Calibration Table Last Updated: Thu Jan 31 11:41:33 2019

Quantitation Report (Qedit)

Data Path : C:\msdchem\1\DATA\2019-01\9A30046\REQUANT\
Data File : E01301914.D
Acq On : 30 Jan 2019 7:00 pm
Operator : JK/ AMS /DTH
Sample : 9A30046-CAL1
Misc : 1x, A18L327@20
ALS Vial : 3 Sample Multiplier: 1
DataAcq Meth:SV5_AQUISITION.M

Quant Time: Jan 31 11:50:38 2019
Quant Method : C:\msdchem\1\METHODS\SV5_013019.M
Quant Title : EPA 8270D: Semivolatile Organics
QLast Update : Thu Jan 31 10:44:49 2019
Response via : Initial Calibration
InstName : SV-GCMS5

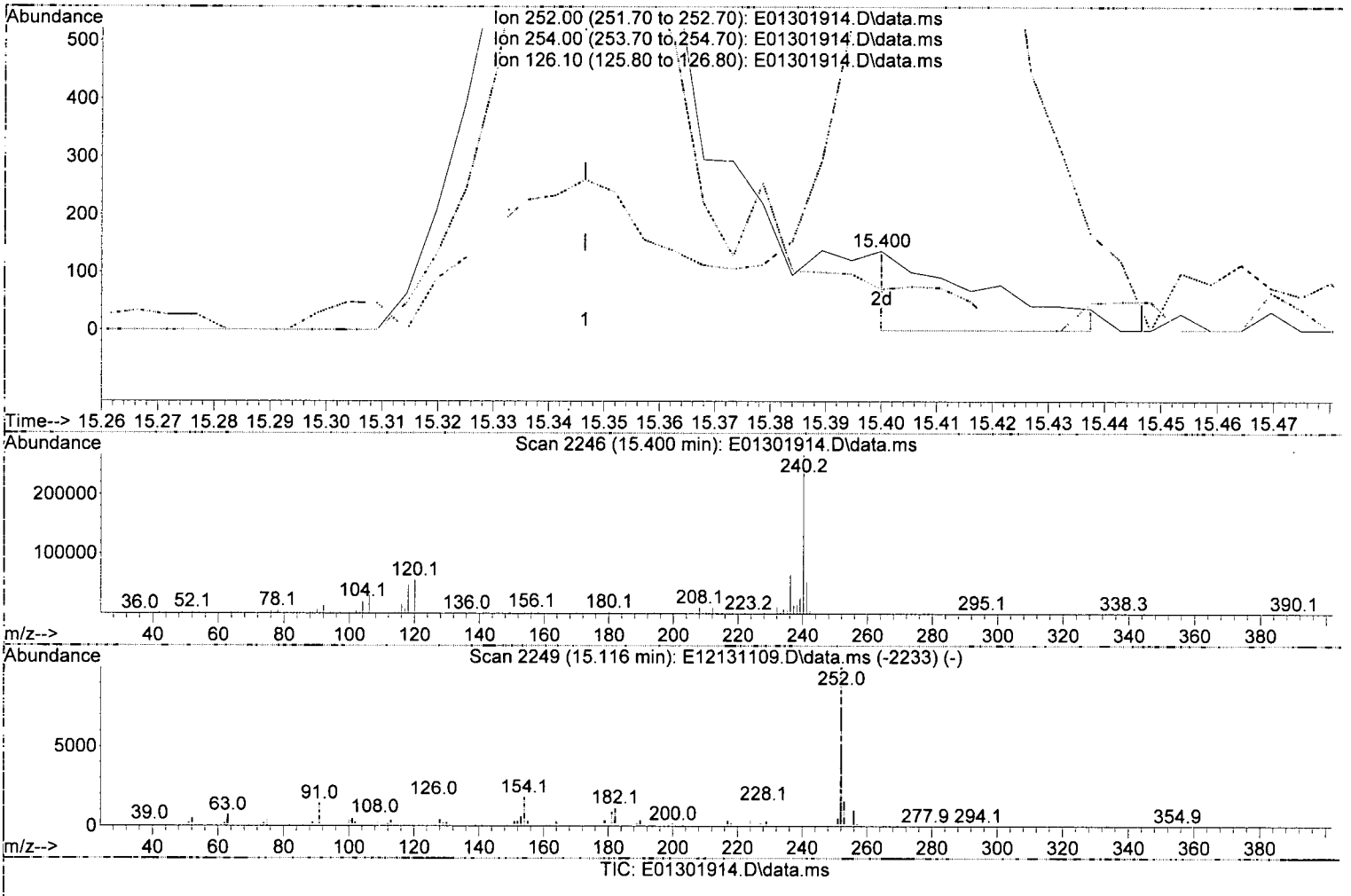

TIC: E01301914.D\data.ms

(82) 3,3-Dichlorobenzidine (T)

15.400min (+ 0.053) 22.11 ng/ml m

response 147

Ion	Exp%	Act%
252.00	100.00	100.00
254.00	63.30	51.82
126.10	16.90	608.76#
0.00	0.00	0.00

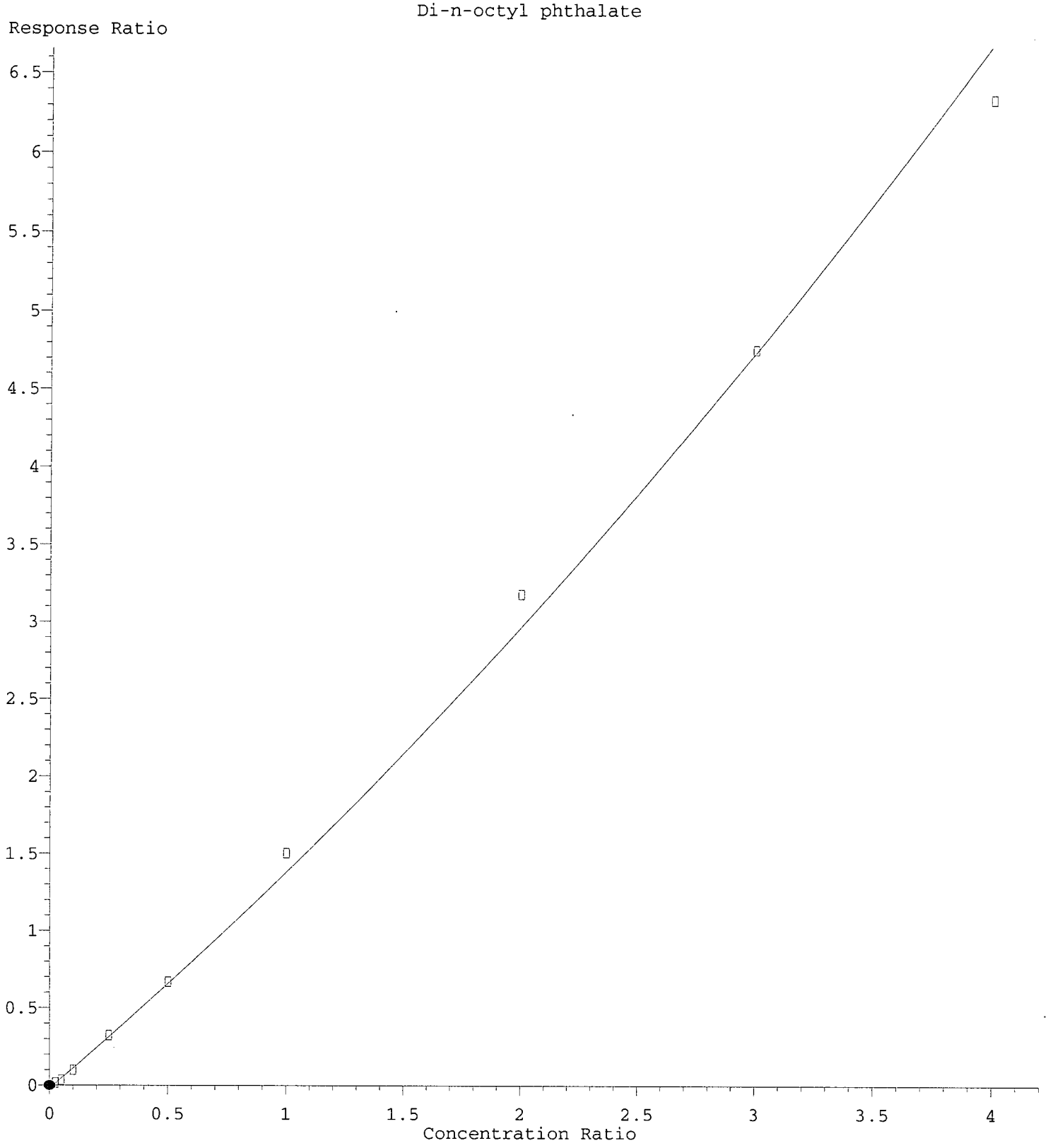

R = 9.25e-002 A*A + 1.31e+000 A - 2.01e-002
Coef of Det (r^2) = 0.992 Curve Fit: Quadratic w(1/a^2)
Method Name: C:\msdchem\1\METHODS\SV5_013019.M
Calibration Table Last Updated: Thu Jan 31 11:41:33 2019

Quantitation Report (Qedit)

Data Path : C:\msdchem\1\DATA\2019-01\9A30046\REQUANT\
Data File : E01301914.D
Acq On : 30 Jan 2019 7:00 pm
Operator : JK/ AMS /DTH
Sample : 9A30046-CAL1
Misc : 1x, A18L327@20
ALS Vial : 3 Sample Multiplier: 1
DataAcq Meth:SV5_AQUISITION.M

Quant Time: Jan 31 11:50:38 2019
Quant Method : C:\msdchem\1\METHODS\SV5_013019.M
Quant Title : EPA 8270D: Semivolatile Organics
QLast Update : Thu Jan 31 10:44:49 2019
Response via : Initial Calibration
InstName : SV-GCMS5

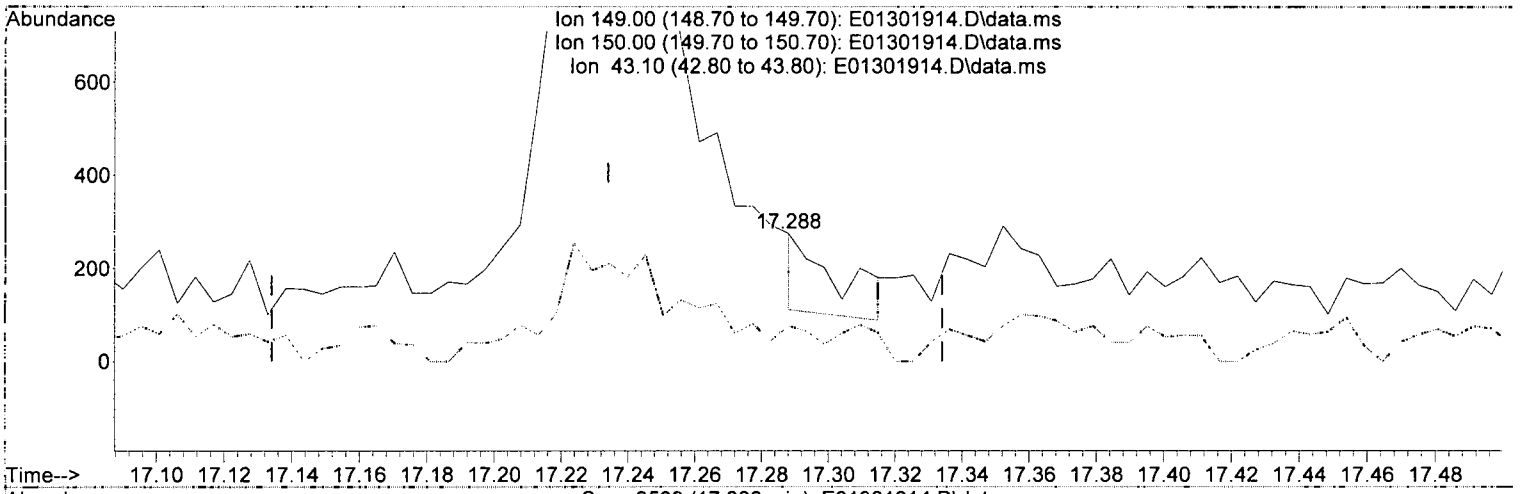



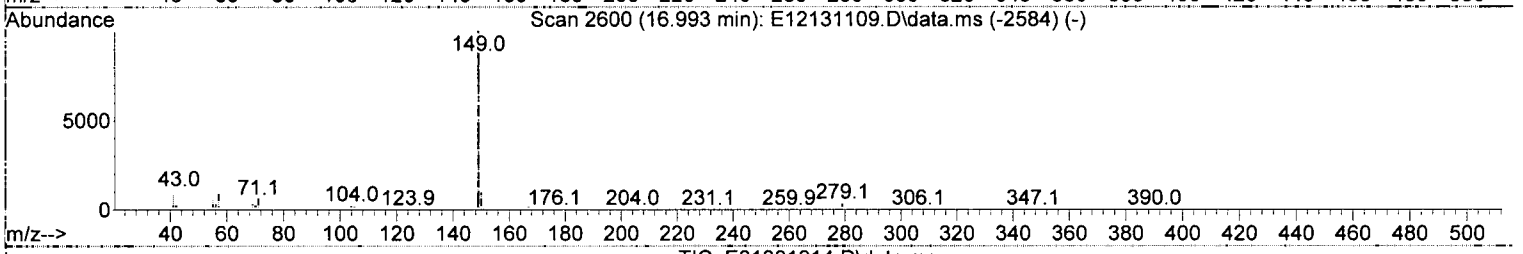

TIC: E01301914.D\data.ms

(87) Di-n-octyl phthalate (T)

17.288min (+ 0.054) 30.95 ng/ml m

response 141

Ion	Exp%	Act%
149.00	100.00	100.00
150.00	9.80	27.54
43.10	11.80	365.94#
0.00	0.00	0.00

CALIBRATION SEQUENCE REVIEW SHEET

SEQUENCE: 9A30046

Analysis Included
8270D LL Full List

INSTRUMENT SEQUENCE LOG

SampleID	SampleName	Matrix	STDID	ISTD ID	Analyzed
9A30046-TUN1	MS Tune	Soil	A19A180	A18L267	1/30/2019 4:45:00PM
9A30046-TUN2	MS Tune	Soil	A19A180	A18L267	1/30/2019 5:18:00PM
9A30046-ICB1	Initial Cal Blank	Soil		A18L267	1/30/2019 6:24:00PM
9A30046-CAL1	Cal Standard	Soil	A18L327	"	1/30/2019 7:00:00PM
9A30046-CAL2	Cal Standard	Soil	A18L328	"	1/30/2019 7:37:00PM
9A30046-CAL3	Cal Standard	Soil	A18L329	"	1/30/2019 8:13:00PM
9A30046-CAL4	Cal Standard	Soil	A18L330	"	1/30/2019 8:50:00PM
9A30046-CAL5	Cal Standard	Soil	A18L331	"	1/30/2019 9:26:00PM
9A30046-CAL6	Cal Standard	Soil	A18L332	"	1/30/2019 10:02:00PM
9A30046-CAL7	Cal Standard	Soil	A18L333	"	1/30/2019 10:39:00PM
9A30046-CAL8	Cal Standard	Soil	A18L334	"	1/30/2019 11:15:00PM
9A30046-CAL9	Cal Standard	Soil	A18L335	"	1/30/2019 11:51:00PM
9A30046-CALA	Cal Standard	Soil	A18L336	"	1/31/2019 12:28:00AM
9A30046-ICV1	Initial Cal Check	Soil	A19A013	"	1/31/2019 1:40:00AM

CALIBRATION STANDARD RECOVERIES

Calibration: **A9A3103** Instrument: **SV-GCMS5**

8270D LL Full List Sequence: **9A30046** Matrix: **Soil**

9A30046-CAL1	Inst. MRL	Recalc Res.	Cal Level	%Rec.	Qual
9A30046-CAL2	Inst. MRL	Recalc Res.	Cal Level	%Rec.	Qual
9A30046-CAL3	Inst. MRL	Recalc Res.	Cal Level	%Rec.	Qual
9A30046-CAL4	Inst. MRL	Recalc Res.	Cal Level	%Rec.	Qual
9A30046-CAL5	Inst. MRL	Recalc Res.	Cal Level	%Rec.	Qual
9A30046-CAL6	Inst. MRL	Recalc Res.	Cal Level	%Rec.	Qual
9A30046-CAL7	Inst. MRL	Recalc Res.	Cal Level	%Rec.	Qual
9A30046-CAL8	Inst. MRL	Recalc Res.	Cal Level	%Rec.	Qual
9A30046-CAL9	Inst. MRL	Recalc Res.	Cal Level	%Rec.	Qual
9A30046-CALA	Inst. MRL	Recalc Res.	Cal Level	%Rec.	Qual

Compounds listed above have recalculated recoveries outside 70-130% of the true values, and the calibration levels are above the reporting level. If no compounds are listed, all are OK. Please see the next section for quadatic fit compounds.

CALIBRATION SEQUENCE REVIEW SHEET

SEQUENCE: 9A30046

Analytes With Quadratic Curve Fits

Qualifier	iMDL	iMRL	Spike Amt	%Difference	OK?	Raise MRL to ?
				———	☐	☐ ———

Analytes listed above have quadratic curve fits. If they are using a weighting otpion, they must be checked against the requanted curve points to determine if the recalculated results are within limits (70-130 or as specified).

ICV RECOVERIES

Calibration: **A9A3103** Instrument: **SV-GCMS5**

8270D LL Full List Sequence: **9A30046** Matrix: **Soil**

9A30046-ICV1	Inst. MRL	ICV Level	Result	%Rec.	Qual

Compounds listed above have Initial Calibration Verification standard recoveries outside 70-130% of the true values. If no compounds are listed, all have passing recoveries.

CALIBRATION SEQUENCE REVIEW SHEET

SEQUENCE: 9A30046

Analysis Included
8270D LL Full List

INSTRUMENT SEQUENCE LOG

SampleID	SampleName	Matrix	STDID	ISTD ID	Analyzed
9A30046-TUN1	MS Tune	Water	A19A180	A18L267	1/30/2019 4:45:00PM
9A30046-TUN2	MS Tune	Water	A19A180	A18L267	1/30/2019 5:18:00PM
9A30046-ICB1	Initial Cal Blank	Water		A18L267	1/30/2019 6:24:00PM
9A30046-CAL1	Cal Standard	Water	A18L327	"	1/30/2019 7:00:00PM
9A30046-CAL2	Cal Standard	Water	A18L328	"	1/30/2019 7:37:00PM
9A30046-CAL3	Cal Standard	Water	A18L329	"	1/30/2019 8:13:00PM
9A30046-CAL4	Cal Standard	Water	A18L330	"	1/30/2019 8:50:00PM
9A30046-CAL5	Cal Standard	Water	A18L331	"	1/30/2019 9:26:00PM
9A30046-CAL6	Cal Standard	Water	A18L332	"	1/30/2019 10:02:00PM
9A30046-CAL7	Cal Standard	Water	A18L333	"	1/30/2019 10:39:00PM
9A30046-CAL8	Cal Standard	Water	A18L334	"	1/30/2019 11:15:00PM
9A30046-CAL9	Cal Standard	Water	A18L335	"	1/30/2019 11:51:00PM
9A30046-CALA	Cal Standard	Water	A18L336	"	1/31/2019 12:28:00AM
9A30046-ICV1	Initial Cal Check	Water	A19A013	"	1/31/2019 1:40:00AM

CALIBRATION STANDARD RECOVERIES

Calibration: **A9A3103** Instrument: **SV-GCMS5**

8270D LL Full List Sequence: **9A30046** Matrix: **Water**

9A30046-CAL1	Inst. MRL	Recalc Res.	Cal Level	%Rec.	Qual
9A30046-CAL2	Inst. MRL	Recalc Res.	Cal Level	%Rec.	Qual
9A30046-CAL3	Inst. MRL	Recalc Res.	Cal Level	%Rec.	Qual
9A30046-CAL4	Inst. MRL	Recalc Res.	Cal Level	%Rec.	Qual
9A30046-CAL5	Inst. MRL	Recalc Res.	Cal Level	%Rec.	Qual
9A30046-CAL6	Inst. MRL	Recalc Res.	Cal Level	%Rec.	Qual
9A30046-CAL7	Inst. MRL	Recalc Res.	Cal Level	%Rec.	Qual
9A30046-CAL8	Inst. MRL	Recalc Res.	Cal Level	%Rec.	Qual
9A30046-CAL9	Inst. MRL	Recalc Res.	Cal Level	%Rec.	Qual
9A30046-CALA	Inst. MRL	Recalc Res.	Cal Level	%Rec.	Qual

Compounds listed above have recalculated recoveries outside 70-130% of the true values, and the calibration levels are above the reporting level. If no compounds are listed, all are OK. Please see the next section for quadatic fit compounds.

CALIBRATION SEQUENCE REVIEW SHEET

SEQUENCE: 9A30046

Analytes With Quadratic Curve Fits

Qualifier	iMDL	iMRL	Spike Amt	%Difference	OK?	Raise MRL to ?
				———	☐	☐ ———

Analytes listed above have quadratic curve fits. If they are using a weighting otpion, they must be checked against the requanted curve points to determine if the recalculated results are within limits (70-130 or as specified).

ICV RECOVERIES

Calibration: **A9A3103** Instrument: **SV-GCMS5**

8270D LL Full List Sequence: **9A30046** Matrix: **Water**

9A30046-ICV1	Inst. MRL	ICV Level	Result	%Rec.	Qual

Compounds listed above have Initial Calibration Verification standard recoveries outside 70-130% of the true values. If no compounds are listed, all have passing recoveries.

Evaluate Continuing Calibration Report

Data Path : C:\msdchem\1\DATA\2019-01\9A30046\
Data File : E01301925.D
Acq On : 31 Jan 2019 1:40 am
Operator : JK/ AMS /DTH
Sample : 9A30046-ICV1
Misc : 1x, A19A013@1000
ALS Vial : 13 Sample Multiplier: 1
DataAcq Meth:SV5_AQUISITION.M

Quant Time: Jan 31 12:00:55 2019
Quant Method : C:\msdchem\1\METHODS\SV5_013019.M
Quant Title : EPA 8270D: Semivolatile Organics
QLast Update : Thu Jan 31 10:44:49 2019
Response via : Initial Calibration
InstName : SV-GCMS5

JK 1/31/19

Min. RRF : 0.000 Min. Rel. Area : 50% Max. R.T. Dev 0.50min
Max. RRF Dev : 30% Max. Rel. Area : 200%

		Compound	Amount	Calc.	%Dev	Area%	Dev(min)
1	I	1,4-Dichlorobenzene-d4 (IST	2000.000	2000.000	0.0	97	0.00
2	T	N-Nitrosodimethylamine	1000.000	1034.868	-3.5	99	-0.01
3	T	Pyridine	1000.000	1030.492	-3.0	99	-0.02
4	S	2-Fluorophenol (Surr)	1000.000	1025.738	-2.6	95	0.00
5	S	Phenol-d6(Surr)	1000.000	1038.804	-3.9	98	0.00
6	T	Phenol	1000.000	1020.994	-2.1	98	0.00
7	T	Aniline	1000.000	980.198	2.0	98	0.00
8	T	Bis(2-chloroethyl) ether	1000.000	1039.862	-4.0	100	0.00
9	T	2-Chlorophenol	1000.000	1051.713	-5.2	99	0.00
10	T	1,3-Dichlorobenzene	1000.000	1015.201	-1.5	99	0.00
11	T	1,4-Dichlorobenzene	1000.000	1023.842	-2.4	100	0.00
12	T	Benzyl alcohol	1000.000	989.088	1.1	95	0.00
13	T	1,2-Dichlorobenzene	1000.000	1030.249	-3.0	100	0.00
14	T	2-Methylphenol	1000.000	1046.965	-4.7	100	0.00
15	T	2,2'-Oxybis(1-Chloropropane	1000.000	1009.585	-1.0	97	0.00
16	T	N-Nitrosodi-n-propylamine	1000.000	1065.529	-6.6	102	0.00
17	T	3+4-Methylphenol	1000.000	1079.894	-8.0	102	0.00
18	T	Hexachloroethane	1000.000	1017.826	-1.8	98	0.00
19	S	Nitrobenzene-d5 (Surr)	1000.000	1061.227	-6.1	105	0.00
20	T	Nitrobenzene	1000.000	1093.502	-9.4	103	0.00
21	I	Naphthalene-d8 (ISTD)	2000.000	2000.000	0.0	99	0.00
22	T	Isophorone	1000.000	1076.183	-7.6	102	0.00
23	T	2-Nitrophenol	1000.000	1119.875	-12.0	109	0.00
24	T	2,4-Dimethylphenol	1000.000	1009.117	-0.9	98	0.00
25	T	Bis(2-chloroethoxy) methane	1000.000	1061.050	-6.1	104	0.00
26	T	Benzoic acid	2000.000	2255.555	-12.8	126	0.00
27	T	2,4-Dichlorophenol	1000.000	1075.182	-7.5	105	0.00
28	T	1,2,4-Trichlorobenzene	1000.000	1023.230	-2.3	103	0.00
29	T	Naphthalene	1000.000	1017.093	-1.7	102	0.00
30	T	4-Chloroaniline	1000.000	1108.762	-10.9	114	0.00
31	T	Hexachlorobutadiene	1000.000	1043.111	-4.3	101	0.00
32	T	4-Chloro-3-methylphenol	1000.000	1059.623	-6.0	107	0.00
33	T	2-Methylnaphthalene	1000.000	1077.500	-7.8	107	0.00
34	T	1-Methylnaphthalene	1000.000	1058.801	-5.9	105	0.00
35	I	Acenaphthene-d10 (ISTD)	2000.000	2000.000	0.0	107	0.00
36	T	Hexachlorocyclopentadiene	1000.000	981.409	1.9	97	0.00
37	T	2,4,6-Trichlorophenol	1000.000	1102.497	-10.2	113	0.00
38	T	2,4,5-Trichlorophenol	1000.000	1098.052	-9.8	114	0.00
39	T	1,1'-Biphenyl	1000.000	1022.172	-2.2	108	0.00
40	S	2-Fluorobiphenyl (Surr)	1000.000	1018.739	-1.9	108	0.00
41	T	2-Chloronaphthalene	1000.000	1017.014	-1.7	110	0.00
42	T	2-Nitroaniline	1000.000	1113.798	-11.4	125	0.00
43	T	2,6-Dimethylnaphthalene	1000.000	1069.017	-6.9	111	0.00
44	T	1,4-Dinitrobenzene	1000.000	1158.489	-15.8	135	0.00
45	T	Dimethyl phthalate	1000.000	1121.495	-12.1	118	0.00
46	T	1,3-Dinitrobenzene	1000.000	1152.437	-15.2	132	0.00
47	T	2,6-Dinitrotoluene	1000.000	1134.194	-13.4	122	0.00

Evaluate Continuing Calibration Report

Data Path : C:\msdchem\1\DATA\2019-01\9A30046\
Data File : E01301925.D
Acq On : 31 Jan 2019 1:40 am
Operator : JK/ AMS /DTH
Sample : 9A30046-ICV1
Misc : 1x, A19A013@1000
ALS Vial : 13 Sample Multiplier: 1
DataAcq Meth:SV5_AQUISITION.M

Quant Time: Jan 31 12:00:55 2019
Quant Method : C:\msdchem\1\METHODS\SV5_013019.M
Quant Title : EPA 8270D: Semivolatile Organics
QLast Update : Thu Jan 31 10:44:49 2019
Response via : Initial Calibration
InstName : SV-GCMS5

Min. RRF : 0.000 Min. Rel. Area : 50% Max. R.T. Dev 0.50min
Max. RRF Dev : 30% Max. Rel. Area : 200%

		Compound	Amount	Calc.	%Dev	Area%	Dev(min)
48	T	1,2-Dinitrobenzene	1000.000	1168.425	-16.8	128	0.00
49	T	Acenaphthylene	1000.000	1068.875	-6.9	110	0.00
50	T	3-Nitroaniline	1000.000	1119.893	-12.0	127	0.00
51	T	Acenaphthene	1000.000	1033.180	-3.3	110	0.00
52	T	2,4-Dinitrophenol	1000.000	1090.025	-9.0	148	0.00
53	T	4-Nitrophenol	1000.000	1088.313	-8.8	128	0.00
54	T	2,4-Dinitrotoluene	1000.000	1137.244	-13.7	131	0.00
55	T	Dibenzofuran	1000.000	1064.708	-6.5	116	0.00
56	T	2,3,5,6-Tetrachlorophenol	1000.000	1150.756	-15.1	125	0.00
57	T	2,3,4,6-Tetrachlorophenol	1000.000	1106.823	-10.7	120	0.00
58	T	Diethyl phthalate	1000.000	1146.401	-14.6	118	0.00
59	T	2,3,5-Trimethylnaphthalene	1000.000	1096.146	-9.6	114	0.00
60	T	Fluorene	1000.000	1105.141	-10.5	117	0.00
61	T	4-Chlorophenyl phenyl ether	1000.000	1077.167	-7.7	118	0.00
62	T	4-Nitroaniline	1000.000	1078.749	-7.9	130	0.00
63	T	4,6-Dinitro-2-methylphenol	1000.000	1209.638	-21.0	160	0.00
64	I	Phenanthrene-d10 (ISTD)	2000.000	2000.000	0.0	117	0.00
65	T	N-Nitrosodiphenylamine	1000.000	1073.651	-7.4	120	0.00
66	T	Azobenzene (1,2-DPH)	1000.000	1112.477	-11.2	120	0.00
67	S	2,4,6-Tribromophenol (Surr)	1000.000	1137.965	-13.8	124	0.00
68	T	4-Bromophenyl phenyl ether	1000.000	1058.952	-5.9	124	0.00
69	T	Hexachlorobenzene	1000.000	1046.388	-4.6	121	0.00
70	T	Pentachlorophenol (PCP)	1000.000	999.557	0.0	118	0.00
71	T	Phenanthrene	1000.000	1037.200	-3.7	120	0.00
72	T	Anthracene	1000.000	1033.614	-3.4	119	0.00
73	T	Carbazole	1000.000	1002.379	-0.2	120	0.00
74	T	Di-n-butyl phthalate	1000.000	1017.760	-1.8	122	0.00
75	T	Fluoranthene	1000.000	1039.584	-4.0	122	0.00
76	T	Benzidine	2000.000	2024.852	-1.2	130	0.00
77	T	Pyrene	1000.000	1048.131	-4.8	123	0.00
78	I	Chrysene-d12 (ISTD)	2000.000	2000.000	0.0	126	0.00
79	S	Terphenyl-d14 (Surr)	1000.000	1050.253	-5.0	128	0.00
80	T	Butyl benzyl phthalate	1000.000	1055.065	-5.5	130	0.00
81	T	Bis(2-ethylhexyl) adipate	1000.000	982.141	1.8	129	0.00
82	T	3,3-Dichlorobenzidine	2000.000	2201.800	-10.1	141	0.00
83	T	Benz(a)anthracene	1000.000	1056.356	-5.6	137	0.00
84	T	Chrysene	1000.000	1030.712	-3.1	129	0.00
85	T	Bis(2-ethylhexyl) phthalate	1000.000	1009.539	-1.0	130	0.00
86	I	Perylene-d12 (ISTD)	2000.000	2000.000	0.0	129	0.00
87	T	Di-n-octyl phthalate	1000.000	1063.360	-6.3	136	0.00
88	T	Benzo(b)fluoranthene	1000.000	1081.373	-8.1	135	0.00
89	T	Benzo(k)fluoranthene	1000.000	1082.745	-8.3	131	0.00
90	T	Benzo(b+k)fluoranthene	2000.000	2106.989	-5.3	133	0.00
91	T	Benzo(e)pyrene	1000.000	1035.215	-3.5	130	0.00
92	T	Benzo(a)pyrene	1000.000	1093.769	-9.4	133	0.00
93	T	Perylene	1000.000	1064.737	-6.5	135	0.00

Evaluate Continuing Calibration Report

Data Path : C:\msdchem\1\DATA\2019-01\9A30046\
Data File : E01301925.D
Acq On : 31 Jan 2019 1:40 am
Operator : JK/ AMS /DTH
Sample : 9A30046-ICV1
Misc : 1x, A19A013@1000
ALS Vial : 13 Sample Multiplier: 1
DataAcq Meth:SV5_AQUISITION.M

Quant Time: Jan 31 12:00:55 2019
Quant Method : C:\msdchem\1\METHODS\SV5_013019.M
Quant Title : EPA 8270D: Semivolatile Organics
QLast Update : Thu Jan 31 10:44:49 2019
Response via : Initial Calibration
InstName : SV-GCMS5

Min. RRF : 0.000 Min. Rel. Area : 50% Max. R.T. Dev 0.50min
Max. RRF Dev : 30% Max. Rel. Area : 200%

	Compound	Amount	Calc.	%Dev	Area%	Dev(min)
94 I	Dibenz(a,h)Anthrcene-d14 (I	2000.000	2000.000	0.0	133	0.00
95 T	Indeno(1,2,3-cd)pyrene	1000.000	995.259	0.5	134	0.00
96 T	Dibenz(a,h)anthracene	1000.000	1025.848	-2.6	137	0.00
97 T	Benzo(g,h,i)perylene	1000.000	1053.780	-5.4	133	0.00

(#) = Out of Range SPCC's out = 0 CCC's out = 0

DFTPP

Data Path : C:\msdchem\1\DATA\2019-01\9A30046\
Data File : E01301911.D
Acq On : 30 Jan 2019 4:45 pm
Operator : JK/ AMS /DTH
Sample : 9A30046-TUN1
Misc : 1x, A19A180 DFTPP@45
ALS Vial : 1 Sample Multiplier: 1

Retuned after this run

T-01

1/31/19

Integration File: rteint.p

Method : C:\msdchem\1\METHODS\DFTPP-625.M
Title : 8270 DFTPP Tune Method
Last Update : Thu Jan 31 09:49:42 2019

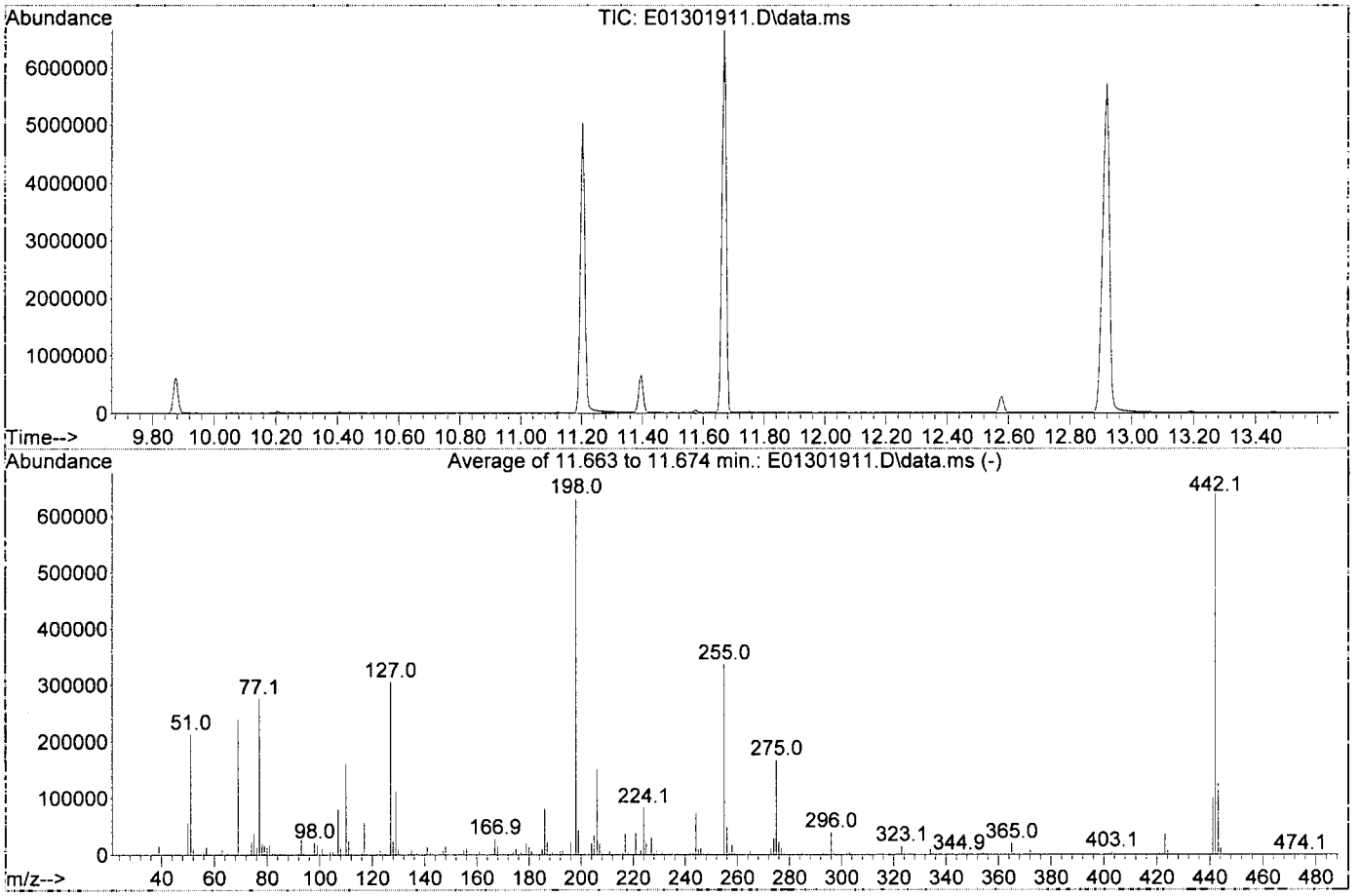

AutoFind: Scans 1510, 1511, 1512; Background Corrected with Scan 1505

Target Mass	Rel. to Mass	Lower Limit%	Upper Limit%	Rel. Abn%	Raw Abn	Result Pass/Fail
51	198	30	60	33.8	213705	PASS
68	69	0.00	2	1.1	2671	PASS
69	198	0.00	100	37.8	239097	PASS
70	69	0.00	2	0.5	1157	PASS
127	198	40	60	48.5	306325	PASS
197	198	0.00	1	0.0	0	PASS
198	198	100	100	100.0	632235	PASS
199	198	5	9	6.8	43123	PASS
275	198	10	30	26.6	168075	PASS
365	198	1	100	3.2	19964	PASS
441	443	0.01	100	78.9	100003	PASS
442	198	40	100	102.0	645035	FAIL*
443	442	17	23	19.6	126720	PASS

Data Path : C:\msdchem\1\DATA\2019-01\9A30046\
Data File : E01301911.D
Acq On : 30 Jan 2019 4:45 pm
Operator : JK/ AMS /DTH
Sample : 9A30046-TUN1
Misc : 1x, A19A180 DFTPP@45
ALS Vial : 1 Sample Multiplier: 1

T-01

Integration File: rteint.p

Method : C:\msdchem\1\METHODS\DFTPP-8270.M
Title : 8270 DFTPP Tune Method
Last Update : Tue Jan 29 16:12:28 2019

GL 1/31/19

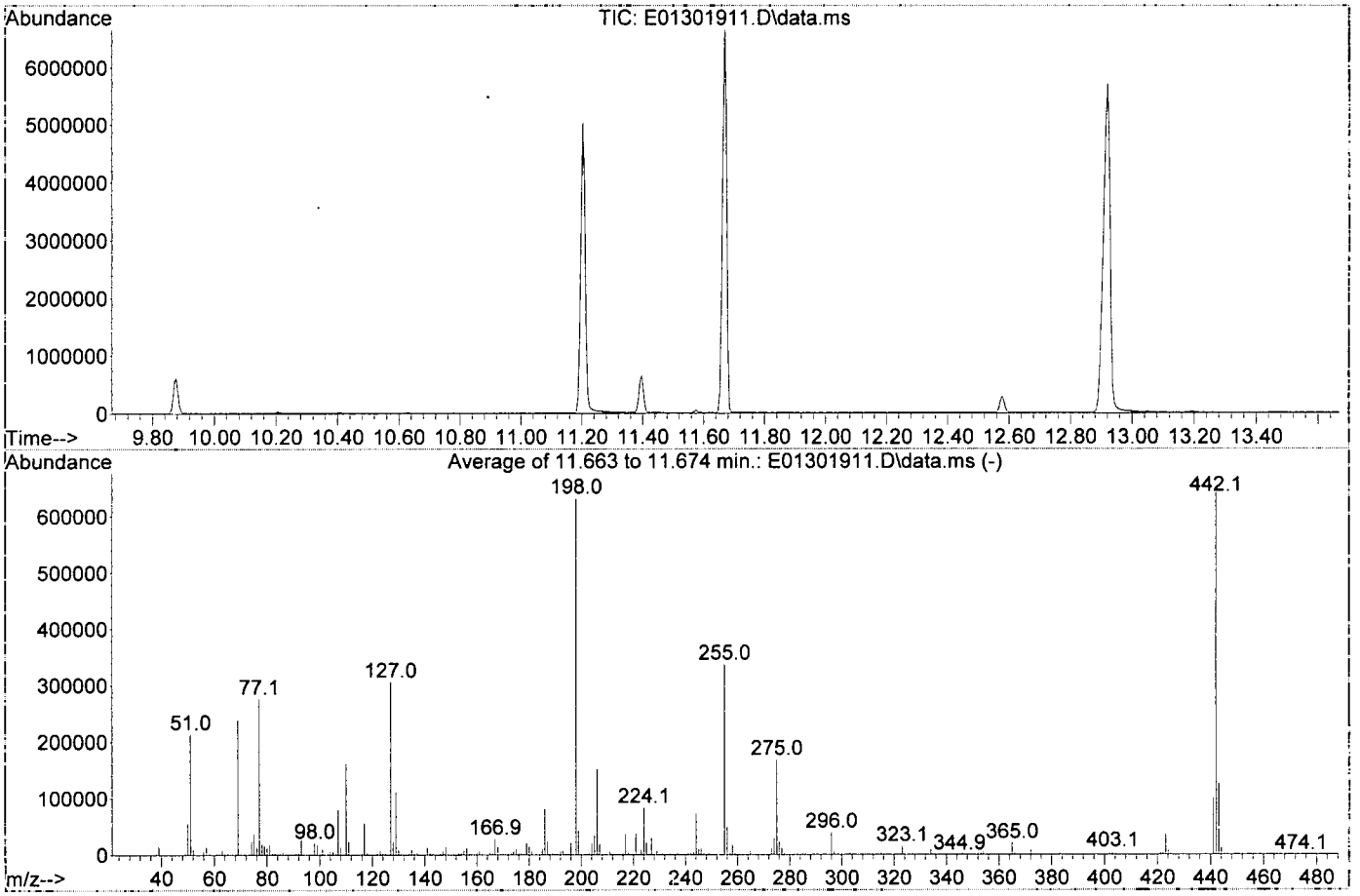

AutoFind: Scans 1510, 1511, 1512; Background Corrected with Scan 1505

Target Mass	Rel. to Mass	Lower Limit%	Upper Limit%	Rel. Abn%	Raw Abn	Result Pass/Fail
51	198	10	80	33.8	213705	PASS
68	69	0.00	2	1.1	2671	PASS
69	198	0.00	100	37.8	239097	PASS
70	69	0.00	2	0.5	1157	PASS
127	198	10	80	48.5	306325	PASS
197	198	0.00	2	0.0	0	PASS
198	198	100	100	100.0	632235	PASS
199	198	5	9	6.8	43123	PASS
275	198	10	60	26.6	168075	PASS
365	198	1	100	3.2	19964	PASS
441	442	0.01	24	15.5	100003	PASS
442	198	50	200	102.0	645035	PASS
443	442	15	24	19.6	126720	PASS

Quantitation Report (Not Reviewed)

Data Path : C:\msdchem\1\DATA\2019-01\9A30046\
Data File : E01301911.D
Acq On : 30 Jan 2019 4:45 pm
Operator : JK/ AMS /DTH
Sample : 9A30046-TUN1
Misc : 1x, A19A180 DFTPP@45
ALS Vial : 1 Sample Multiplier: 1
DataAcq Meth:DFTPP-8270.M

T-01

Quant Time: Jan 31 09:49:49 2019
Quant Method : C:\msdchem\1\METHODS\DFTPP-625.M
Quant Title : 8270 DFTPP Tune Method
QLast Update : Thu Jan 31 09:49:42 2019
Response via : Continuing Cal File:
InstName : SV-GCMS5

1/31/19

Compound	R.T.	QIon	Response	Conc	Units	Dev(Min)
Internal Standards						
1) 1,4-Dichlorobenzene-d4	6.834	150	126132	2.00	ug/mL	0.00
2) Naphthalene-d8	8.096	136	289939	2.00	ug/mL	0.00
3) Acenaphthene-d10	9.877	162	134988	2.00	ug/mL	0.00
5) Phenanthrene-d10	11.396	188	238791	2.00	ug/mL	0.00
11) Chrysene-d12	15.226	240	204323	2.00	ug/mL	0.00
12) Perylene-d12	17.178	264	172332	2.00	ug/mL	0.00
13) Dibenz(a,h)anthracene-...	18.504	292	113174	2.00	ug/mL	0.00
Target Compounds						Qvalue
4) Pentachlorophenol	11.203	266	581670	No CC lev		
6) DFTPP	11.674	442	720727	No CC lev		#
7) Benzidine	12.920	184	3259461	No CC lev		
8) 4,4-DDE	13.193	TIC	27535	No CC lev		
9) 4,4-DDD	13.749	TIC	14720	No CC lev		
10) 4,4-DDT	14.375	TIC	9373183	No CC lev		

(#) = qualifier out of range (m) = manual integration (+) = signals summed

Quantitation Report (Not Reviewed)

Data Path : C:\msdchem\1\DATA\2019-01\9A30046\
Data File : E01301911.D
Acq On : 30 Jan 2019 4:45 pm
Operator : JK/ AMS /DTH
Sample : 9A30046-TUN1
Misc : 1x, A19A180 DFTPP@45
ALS Vial : 1 Sample Multiplier: 1
DataAcq Meth:DFTPP-8270.M

Quant Time: Jan 31 09:49:49 2019
Quant Method : C:\msdchem\1\METHODS\DFTPP-625.M
Quant Title : 8270 DFTPP Tune Method
QLast Update : Thu Jan 31 09:49:42 2019
Response via : Continuing Cal File:
InstName : SV-GCMS5

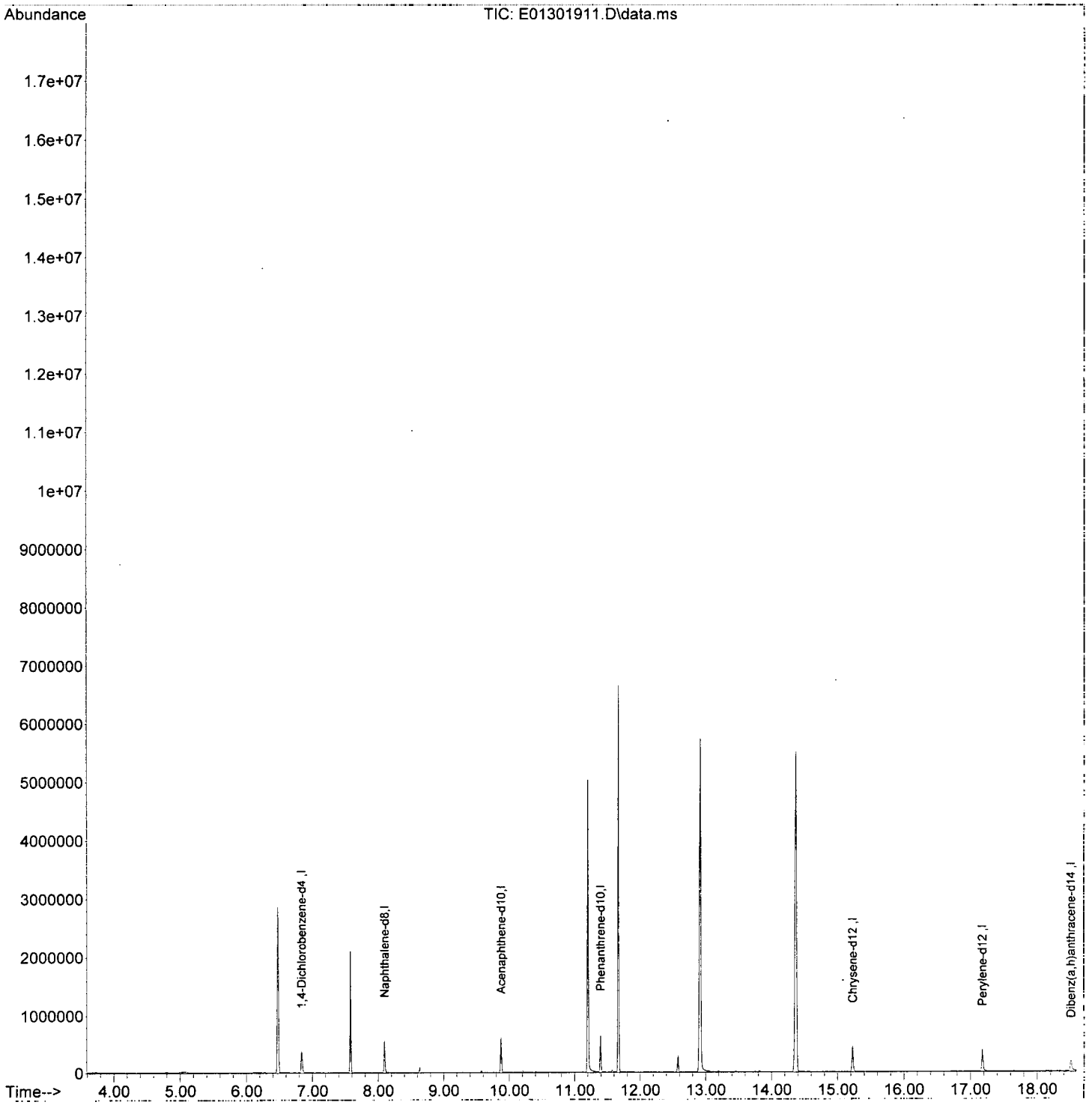

Quantitation Report (Not Reviewed)

Data Path : C:\msdchem\1\DATA\2019-01\9A30046\
Data File : E01301912.D
Acq On : 30 Jan 2019 5:18 pm
Operator : JK/ AMS /DTH
Sample : 9A30046-TUN2
Misc : 1x, A19A180 DFTPP@45
ALS Vial : 1 Sample Multiplier: 1
DataAcq Meth:DFTPP-8270.M

Quant Time: Jan 31 09:50:01 2019
Quant Method : C:\msdchem\1\METHODS\DFTPP-625.M
Quant Title : 8270 DFTPP Tune Method
QLast Update : Thu Jan 31 09:49:42 2019
Response via : Continuing Cal File:
InstName : SV-GCMS5

JK 1/31/19

Compound	R.T.	QIon	Response	Conc	Units		Dev(Min)
Internal Standards							
1) 1,4-Dichlorobenzene-d4	6.834	150	117666	2.00	ug/mL		0.00
2) Naphthalene-d8	8.096	136	274635	2.00	ug/mL		0.00
3) Acenaphthene-d10	9.877	162	127812	2.00	ug/mL		0.00
5) Phenanthrene-d10	11.396	188	221921	2.00	ug/mL		0.00
11) Chrysene-d12	15.226	240	182307	2.00	ug/mL		0.00
12) Perylene-d12	17.183	264	149703	2.00	ug/mL		0.00
13) Dibenz(a,h)anthracene-...	18.510	292	99850	2.00	ug/mL		0.00
Target Compounds							Qvalue
4) Pentachlorophenol	11.203	266	527569	No CC lev			
6) DFTPP	11.674	442	615356	No CC lev		#	
7) Benzidine	12.920	184	3031599	No CC lev			
8) 4,4-DDE	13.193	TIC	20624	No CC lev			
9) 4,4-DDD	13.755	TIC	11420	No CC lev			
10) 4,4-DDT	14.375	TIC	8660634	No CC lev			

(#) = qualifier out of range (m) = manual integration (+) = signals summed

DFTPP

Data Path : C:\msdchem\1\DATA\2019-01\9A30046\
Data File : E01301912.D
Acq On : 30 Jan 2019 5:18 pm
Operator : JK/ AMS /DTH
Sample : 9A30046-TUN2
Misc : 1x, A19A180 DFTPP@45
ALS Vial : 1 Sample Multiplier: 1

Integration File: rteint.p

Method : C:\msdchem\1\METHODS\DFTPP-625.M
Title : 8270 DFTPP Tune Method
Last Update : Thu Jan 31 09:49:42 2019

JK 1/31/19

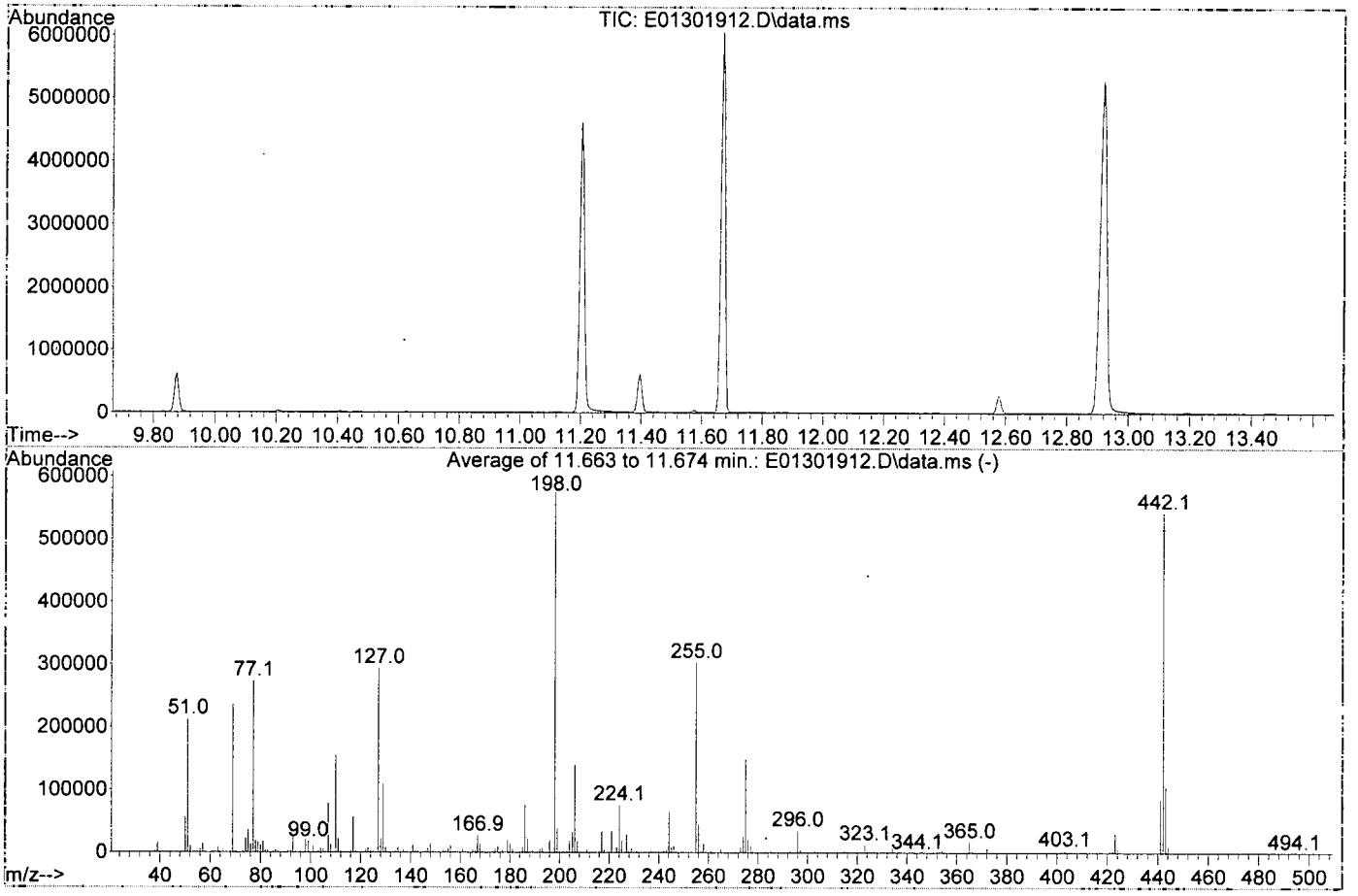

AutoFind: Scans 1510, 1511, 1512; Background Corrected with Scan 1505

Target Mass	Rel. to Mass	Lower Limit%	Upper Limit%	Rel. Abn%	Raw Abn	Result Pass/Fail
51	198	30	60	36.8	212856	PASS
68	69	0.00	2	1.2	2720	PASS
69	198	0.00	100	40.7	235823	PASS
70	69	0.00	2	0.5	1200	PASS
127	198	40	60	50.9	294293	PASS
197	198	0.00	1	0.0	0	PASS
198	198	100	100	100.0	578709	PASS
199	198	5	9	6.8	39504	PASS
275	198	10	30	25.8	149573	PASS
365	198	1	100	2.9	16879	PASS
441	443	0.01	100	80.3	84597	PASS
442	198	40	100	94.0	543808	PASS
443	442	17	23	19.4	105349	PASS

Data Path : C:\msdchem\1\DATA\2019-01\9A30046\
Data File : E01301912.D
Acq On : 30 Jan 2019 5:18 pm
Operator : JK/ AMS /DTH
Sample : 9A30046-TUN2
Misc : 1x, A19A180 DFTPP@45
ALS Vial : 1 Sample Multiplier: 1

Integration File: rteint.p

Method : C:\msdchem\1\METHODS\DFTPP-8270.M
Title : 8270 DFTPP Tune Method
Last Update : Tue Jan 29 16:12:28 2019

JK 1/31/19

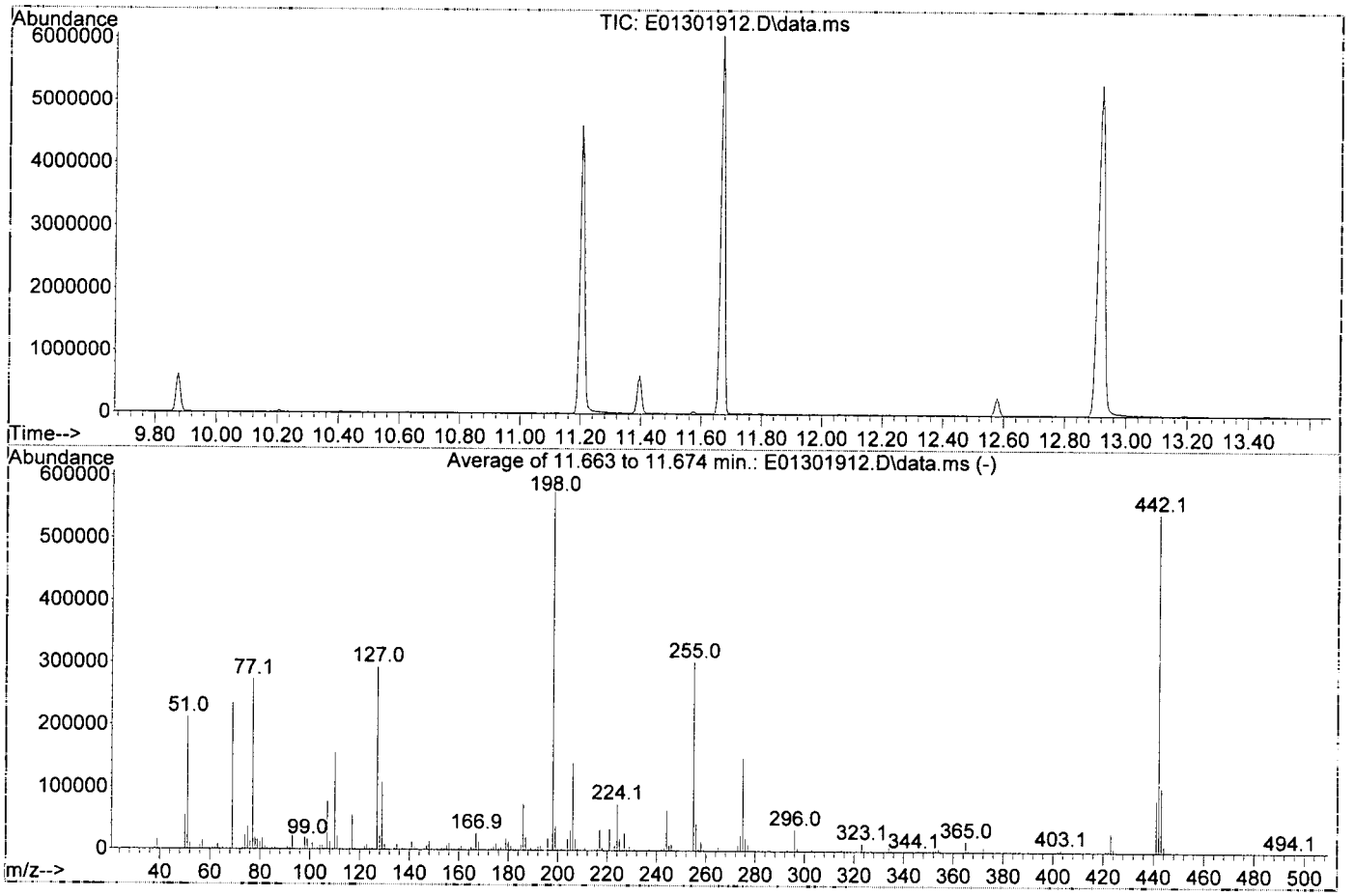

AutoFind: Scans 1510, 1511, 1512; Background Corrected with Scan 1505

Target Mass	Rel. to Mass	Lower Limit%	Upper Limit%	Rel. Abn%	Raw Abn	Result Pass/Fail
51	198	10	80	36.8	212856	PASS
68	69	0.00	2	1.2	2720	PASS
69	198	0.00	100	40.7	235823	PASS
70	69	0.00	2	0.5	1200	PASS
127	198	10	80	50.9	294293	PASS
197	198	0.00	2	0.0	0	PASS
198	198	100	100	100.0	578709	PASS
199	198	5	9	6.8	39504	PASS
275	198	10	60	25.8	149573	PASS
365	198	1	100	2.9	16879	PASS
441	442	0.01	24	15.6	84597	PASS
442	198	50	200	94.0	543808	PASS
443	442	15	24	19.4	105349	PASS

Quantitation Report (Qedit)

Data Path : C:\msdchem\1\DATA\2019-01\9A30046\
Data File : E01301912.D
Acq On : 30 Jan 2019 5:18 pm
Operator : JK/ AMS /DTH
Sample : 9A30046-TUN2
Misc : 1x, A19A180 DFTPP@45
ALS Vial : 1 Sample Multiplier: 1
DataAcq Meth:DFTPP-8270.M

Quant Time: Jan 31 09:50:01 2019
Quant Method : C:\msdchem\1\METHODS\DFTPP-625.M
Quant Title : 8270 DFTPP Tune Method
QLast Update : Thu Jan 31 09:49:42 2019
Response via : Continuing Cal File:
InstName : SV-GCMS5

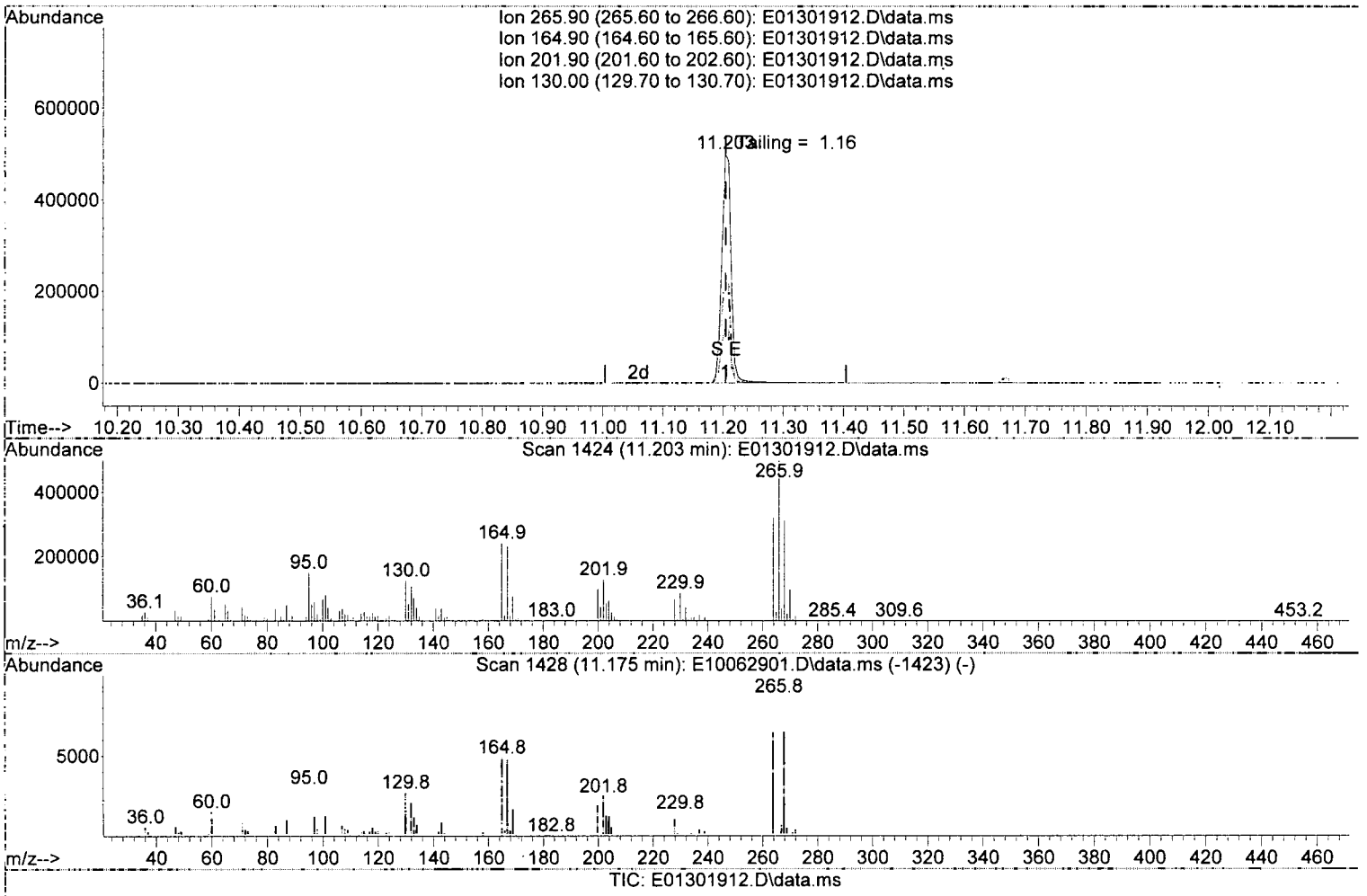

(4) Pentachlorophenol

11.203min (0.000) 0.00 ug/mL

response 527569

Ion	Exp%	Act%
265.90	100.00	100.00
164.90	50.80	48.40
201.90	25.10	25.64
130.00	27.20	24.92

JK 1/31/19

Quantitation Report (Qedit)

Data Path : C:\msdchem\1\DATA\2019-01\9A30046\
Data File : E01301912.D
Acq On : 30 Jan 2019 5:18 pm
Operator : JK/ AMS /DTH
Sample : 9A30046-TUN2
Misc : 1x, A19A180 DFTPP@45
ALS Vial : 1 Sample Multiplier: 1
DataAcq Meth:DFTPP-8270.M

Quant Time: Jan 31 09:50:01 2019
Quant Method : C:\msdchem\1\METHODS\DFTPP-625.M
Quant Title : 8270 DFTPP Tune Method
QLast Update : Thu Jan 31 09:49:42 2019
Response via : Continuing Cal File:
InstName : SV-GCMS5

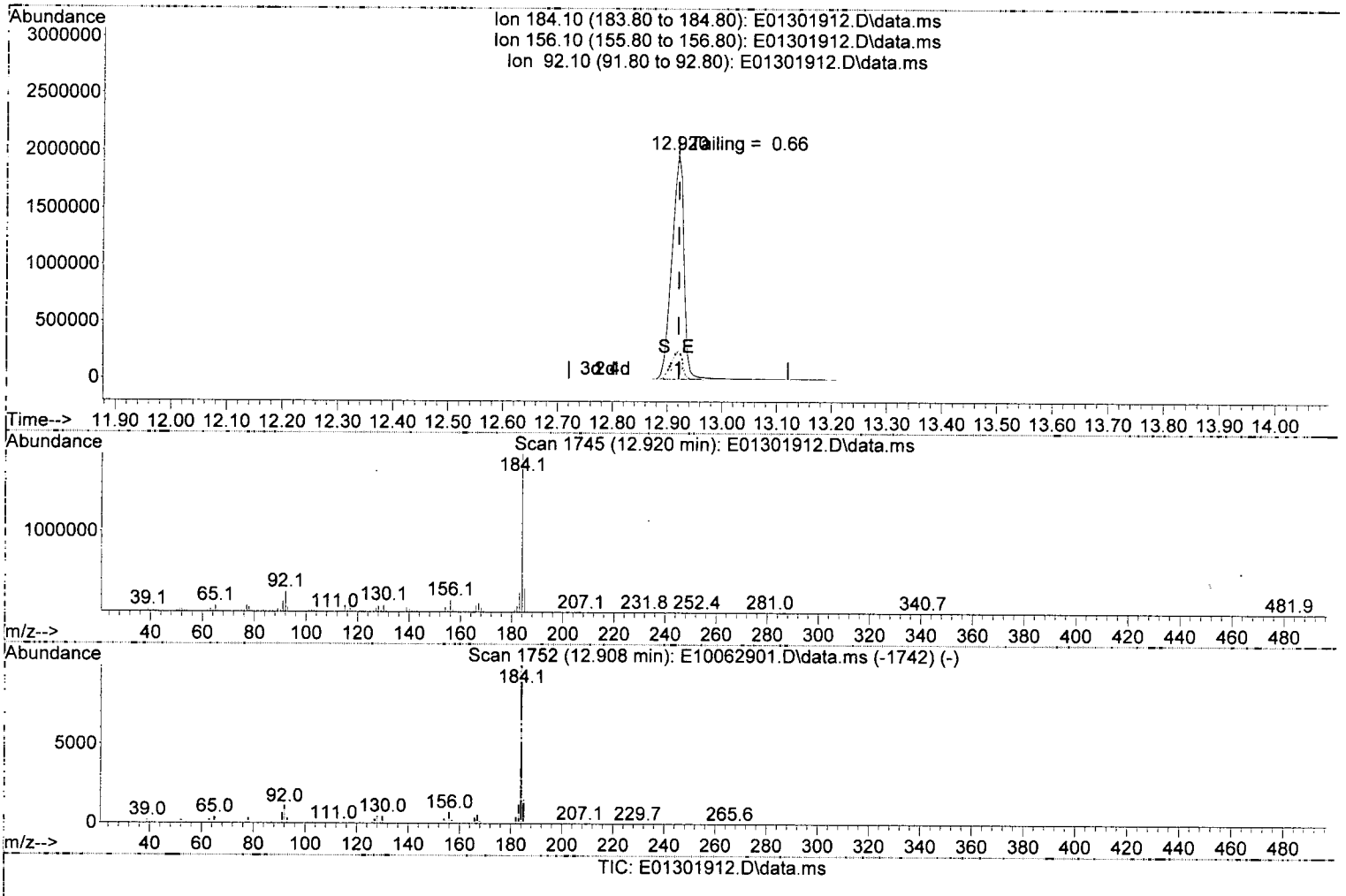

(7) Benzidine

12.920min (0.000) 0.00 ug/mL

response 3031599

Ion	Exp%	Act%
184.10	100.00	100.00
156.10	8.40	7.66
92.10	8.40	12.67
0.00	0.00	0.00

JK 1/31/19

DDT Breakdown Check (Validated 5/1/2013)

From:
9A30046-TUN2
SV-GCMS5

First Column Area Counts		Percent Breakdown	
DDE	20624		
DDD	11420		
DDT	8660634	0.37	PASS

1/31/19

Breakdown must be less than 20% to accept sample data.

Quantitation Report (Not Reviewed)

Data Path : C:\msdchem\1\DATA\2019-01\9A30046\
Data File : E01301912.D
Acq On : 30 Jan 2019 5:18 pm
Operator : JK/ AMS /DTH
Sample : 9A30046-TUN2
Misc : 1x, A19A180 DFTPP@45
ALS Vial : 1 Sample Multiplier: 1
DataAcq Meth:DFTPP-8270.M

Quant Time: Jan 31 09:50:01 2019
Quant Method : C:\msdchem\1\METHODS\DFTPP-625.M
Quant Title : 8270 DFTPP Tune Method
QLast Update : Thu Jan 31 09:49:42 2019
Response via : Continuing Cal File:
InstName : SV-GCMS5

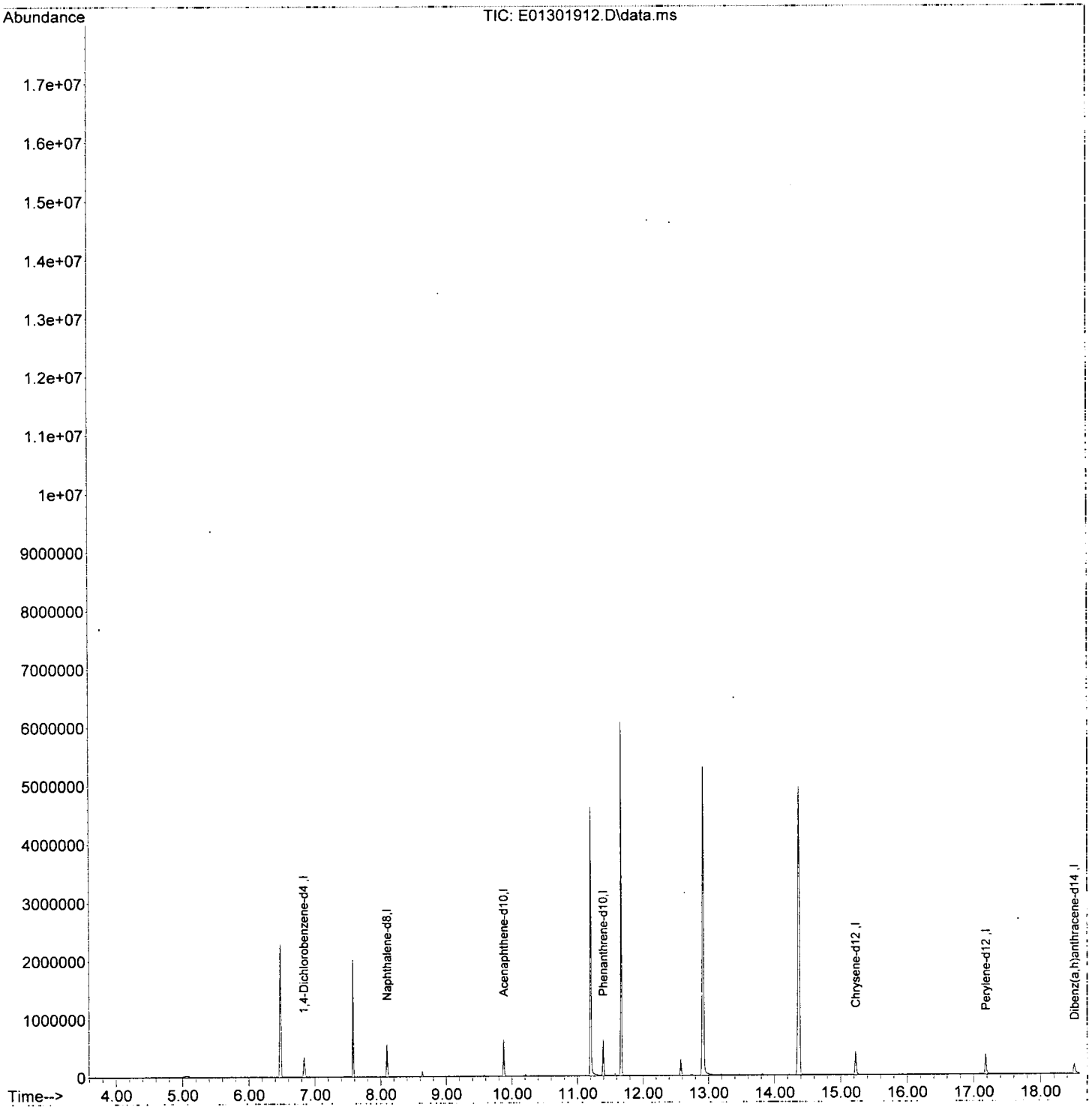

Quantitation Report (Not Reviewed)

Data Path : C:\msdchem\1\DATA\2019-01\9A30046\
Data File : E01301913.D
Acq On : 30 Jan 2019 6:24 pm
Operator : JK/ AMS /DTH
Sample : 9A30046-ICB1
Misc : 1x, DCM + ISTD
ALS Vial : 2 Sample Multiplier: 1
DataAcq Meth:SV5_AQUISITION.M

Quant Time: Jan 31 09:52:40 2019
Quant Method : C:\msdchem\1\METHODS\SV5_013019.M
Quant Title : EPA 8270D: Semivolatile Organics
QLast Update : Thu Jan 31 09:52:26 2019
Response via : Initial Calibration
InstName : SV-GCMS5

1/31/19

Compound	R.T.	QIon	Response	Conc	Units	Dev(Min)
Internal Standards						
1) 1,4-Dichlorobenzene-d4...	6.847	152	268380	2000.00	ng/ml	0.00
21) Naphthalene-d8 (ISTD)	8.099	136	1074503	2000.00	ng/ml	0.00
35) Acenaphthene-d10 (ISTD)	9.880	162	493384	2000.00	ng/ml	0.00
64) Phenanthrene-d10 (ISTD)	11.399	188	885116	2000.00	ng/ml	0.00
78) Chrysene-d12 (ISTD)	15.416	240	713859	2000.00	ng/ml	0.00
86) Perylene-d12 (ISTD)	18.951	264	636345	2000.00	ng/ml	0.00
94) Dibenz(a,h)Anthrcene-d...	21.348	292	470342	2000.00	ng/ml	0.00
System Monitoring Compounds						
4) 2-Fluorophenol (Surr)	0.000	112	0	0.00	ng/ml	
5) Phenol-d6(Surr)	6.478	99	192	0.91	ng/ml	0.00
19) Nitrobenzene-d5 (Surr)	7.372	82	53	0.28	ng/ml	0.00
40) 2-Fluorobiphenyl (Surr)	0.000	172	0	0.00	ng/ml	
67) 2,4,6-Tribromophenol (...	0.000	330	0	0.00	ng/ml	
79) Terphenyl-d14 (Surr)	0.000	244	0	0.00	ng/ml	
Target Compounds						Qvalue
2) N-Nitrosodimethylamine	4.398	74	54	N.D.		
3) Pyridine	0.000		0	N.D.		
6) Phenol	6.484	94	156	N.D.		
7) Aniline	0.000		0	N.D.		
8) Bis(2-chloroethyl) ether	0.000		0	N.D.		
9) 2-Chlorophenol	0.000		0	N.D.		
10) 1,3-Dichlorobenzene	0.000		0	N.D.		
11) 1,4-Dichlorobenzene	0.000		0	N.D.		
12) Benzyl alcohol	0.000		0	N.D.		
13) 1,2-Dichlorobenzene	0.000		0	N.D.		
14) 2-Methylphenol	0.000		0	N.D.		
15) 2,2'-Oxybis(1-Chloropr...	7.088	45	69	N.D.		
16) N-Nitrosodi-n-propylamine	7.238	70	120	N.D.		
17) 3+4-Methylphenol	0.000		0	N.D.		
18) Hexachloroethane	0.000		0	N.D.		
20) Nitrobenzene	0.000		0	N.D.		
22) Isophorone	7.634	82	185	N.D.		
23) 2-Nitrophenol	0.000		0	N.D.		
24) 2,4-Dimethylphenol	0.000		0	N.D.		
25) Bis(2-chloroethoxy) me...	0.000		0	N.D.		
26) Benzoic acid	0.000		0	N.D.		
27) 2,4-Dichlorophenol	0.000		0	N.D.		
28) 1,2,4-Trichlorobenzene	0.000		0	N.D.		
29) Naphthalene	8.115	128	546	N.D.		
30) 4-Chloroaniline	0.000		0	N.D.		
31) Hexachlorobutadiene	0.000		0	N.D.		
32) 4-Chloro-3-methylphenol	0.000		0	N.D.		
33) 2-Methylnaphthalene	0.000		0	N.D.		
34) 1-Methylnaphthalene	0.000		0	N.D.		
36) Hexachlorocyclopentadiene	0.000		0	N.D.		
37) 2,4,6-Trichlorophenol	0.000		0	N.D.		
38) 2,4,5-Trichlorophenol	0.000		0	N.D.		
39) 1,1'-Biphenyl	0.000		0	N.D.		
41) 2-Chloronaphthalene	0.000		0	N.D.		
42) 2-Nitroaniline	0.000		0	N.D.		

Quantitation Report (Not Reviewed)

Data Path : C:\msdchem\1\DATA\2019-01\9A30046\
Data File : E01301913.D
Acq On : 30 Jan 2019 6:24 pm
Operator : JK/ AMS /DTH
Sample : 9A30046-ICB1
Misc : 1x, DCM + ISTD
ALS Vial : 2 Sample Multiplier: 1
DataAcq Meth:SV5_AQUISITION.M

Quant Time: Jan 31 09:52:40 2019
Quant Method : C:\msdchem\1\METHODS\SV5_013019.M
Quant Title : EPA 8270D: Semivolatile Organics
QLast Update : Thu Jan 31 09:52:26 2019
Response via : Initial Calibration
InstName : SV-GCMS5

Compound	R.T.	QIon	Response	Conc	Units	Dev(Min)
43) 2,6-Dimethylnaphthalene	0.000		0	N.D.		
44) 1,4-Dinitrobenzene	0.000		0	N.D.		
45) Dimethyl phthalate	0.000		0	N.D.		
46) 1,3-Dinitrobenzene	0.000		0	N.D.		
47) 2,6-Dinitrotoluene	0.000		0	N.D.		
48) 1,2-Dinitrobenzene	0.000		0	N.D.		
49) Acenaphthylene	0.000		0	N.D.		
50) 3-Nitroaniline	0.000		0	N.D.		
51) Acenaphthene	9.885	153	92	N.D.		
52) 2,4-Dinitrophenol	0.000		0	N.D.		
53) 4-Nitrophenol	0.000		0	N.D.		
54) 2,4-Dinitrotoluene	10.051	165	53	N.D.		
55) Dibenzofuran	0.000		0	N.D.		
56) 2,3,5,6-Tetrachlorophenol	0.000		0	N.D.		
57) 2,3,4,6-Tetrachlorophenol	0.000		0	N.D.		
58) Diethyl phthalate	0.000		0	N.D.		
59) 2,3,5-Trimethylnaphtha...	10.410	170	99	N.D.		
60) Fluorene	0.000		0	N.D.		
61) 4-Chlorophenyl phenyl ...	0.000		0	N.D.		
62) 4-Nitroaniline	0.000		0	N.D.		
63) 4,6-Dinitro-2-methylph...	0.000		0	N.D.		
65) N-Nitrosodiphenylamine	0.000		0	N.D.		
66) Azobenzene (1,2-DPH)	0.000		0	N.D.		
68) 4-Bromophenyl phenyl e...	0.000		0	N.D.		
69) Hexachlorobenzene	0.000		0	N.D.		
70) Pentachlorophenol (PCP)	0.000		0	N.D.		
71) Phenanthrene	11.421	178	193	N.D.		
72) Anthracene	11.421	178	193	N.D.		
73) Carbazole	0.000		0	N.D.		
74) Di-n-butyl phthalate	11.971	149	152	N.D.		
75) Fluoranthene	0.000		0	N.D.		
76) Benzidine	12.902	184	114	69.06	ng/ml	68
77) Pyrene	0.000		0	N.D.		
80) Butyl benzyl phthalate	0.000		0	N.D.		
81) Bis(2-ethylhexyl) adipate	14.341	129	1045	5.36	ng/ml	90
82) 3,3-Dichlorobenzidine	0.000		0	N.D.		
83) Benz(a)anthracene	15.416	228	1753	4.26	ng/ml	71
84) Chrysene	15.416	228	1715	4.40	ng/ml	69
85) Bis(2-ethylhexyl) phth...	0.000		0	N.D.		
87) Di-n-octyl phthalate	0.000		0	N.D.		
88) Benzo(b)fluoranthene	0.000		0	N.D.		
89) Benzo(k)fluoranthene	0.000		0	N.D.		
90) Benzo(b+k)fluoranthene	0.000		0	N.D.		
91) Benzo(e)pyrene	18.946	252	2036	6.21	ng/ml#	1
92) Benzo(a)pyrene	0.000		0	N.D.		
93) Perylene	18.946	252	2036	5.59	ng/ml	72
95) Indeno(1,2,3-cd)pyrene	21.348	276	162	N.D.		
96) Dibenz(a,h)anthracene	21.342	278	95	N.D.		
97) Benzo(g,h,i)perylene	0.000		0	N.D.		

(#) = qualifier out of range (m) = manual integration (+) = signals summed

Quantitation Report (Not Reviewed)

Data Path : C:\msdchem\1\DATA\2019-01\9A30046\
Data File : E01301913.D
Acq On : 30 Jan 2019 6:24 pm
Operator : JK/ AMS /DTH
Sample : 9A30046-ICB1
Misc : 1x, DCM + ISTD
ALS Vial : 2 Sample Multiplier: 1
DataAcq Meth:SV5_AQUISITION.M

Quant Time: Jan 31 09:52:40 2019
Quant Method : C:\msdchem\1\METHODS\SV5_013019.M
Quant Title : EPA 8270D: Semivolatile Organics
QLast Update : Thu Jan 31 09:52:26 2019
Response via : Initial Calibration
InstName : SV-GCMS5

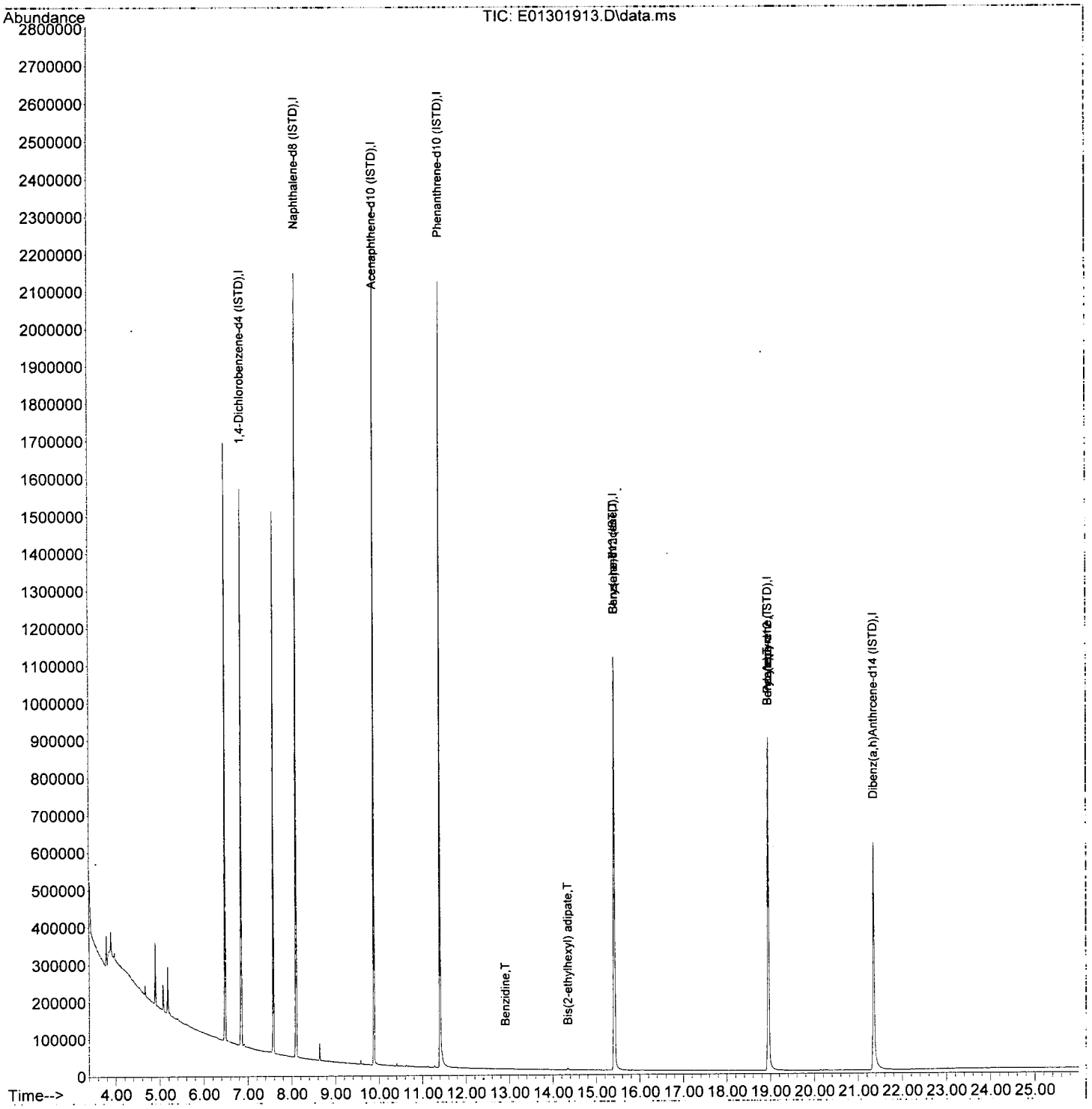

Quantitation Report (Not Reviewed)

Data Path : C:\msdchem\1\DATA\2019-01\9A30046\
Data File : E01301913.D
Acq On : 30 Jan 2019 6:24 pm
Operator : JK/ AMS /DTH
Sample : 9A30046-ICB1
Misc : 1x, DCM + ISTD
ALS Vial : 2 Sample Multiplier: 1
DataAcq Meth:SV5_AQUISITION.M

Final Reqnant
1/31/19

Quant Time: Jan 31 12:00:48 2019
Quant Method : C:\msdchem\1\METHODS\SV5_013019.M
Quant Title : EPA 8270D: Semivolatile Organics
QLast Update : Thu Jan 31 10:44:49 2019
Response via : Initial Calibration
InstName : SV-GCMS5

Compound	R.T.	QIon	Response	Conc	Units	Dev(Min)
Internal Standards						
1) 1,4-Dichlorobenzene-d4...	6.847	152	268380	2000.00	ng/ml	0.00
21) Naphthalene-d8 (ISTD)	8.099	136	1074503	2000.00	ng/ml	0.00
35) Acenaphthene-d10 (ISTD)	9.880	162	493384	2000.00	ng/ml	0.00
64) Phenanthrene-d10 (ISTD)	11.399	188	885116	2000.00	ng/ml	0.00
78) Chrysene-d12 (ISTD)	15.416	240	713859	2000.00	ng/ml	0.00
86) Perylene-d12 (ISTD)	18.951	264	636345	2000.00	ng/ml	0.00
94) Dibenz(a,h)Anthrcene-d...	21.348	292	470342	2000.00	ng/ml	0.00
System Monitoring Compounds						
4) 2-Fluorophenol (Surr)	0.000	112	0	0.00	ng/ml	
5) Phenol-d6(Surr)	6.478	99	192	0.86	ng/ml	0.00
19) Nitrobenzene-d5 (Surr)	7.372	82	53	0.26	ng/ml	0.00
40) 2-Fluorobiphenyl (Surr)	0.000	172	0	0.00	ng/ml	
67) 2,4,6-Tribromophenol (...	0.000	330	0	0.00	ng/ml	
79) Terphenyl-d14 (Surr)	0.000	244	0	0.00	ng/ml	
Target Compounds						Qvalue
2) N-Nitrosodimethylamine	4.398	74	54	N.D.		
3) Pyridine	0.000		0	N.D.		
6) Phenol	6.484	94	156	N.D.		
7) Aniline	0.000		0	N.D.		
8) Bis(2-chloroethyl) ether	0.000		0	N.D.		
9) 2-Chlorophenol	0.000		0	N.D.		
10) 1,3-Dichlorobenzene	0.000		0	N.D.		
11) 1,4-Dichlorobenzene	0.000		0	N.D.		
12) Benzyl alcohol	0.000		0	N.D.		
13) 1,2-Dichlorobenzene	0.000		0	N.D.		
14) 2-Methylphenol	0.000		0	N.D.		
15) 2,2'-Oxybis(1-Chloropr...	7.088	45	69	N.D.		
16) N-Nitrosodi-n-propylamine	7.238	70	120	N.D.		
17) 3+4-Methylphenol	0.000		0	N.D.		
18) Hexachloroethane	0.000		0	N.D.		
20) Nitrobenzene	0.000		0	N.D.		
22) Isophorone	7.634	82	185	N.D.		
23) 2-Nitrophenol	0.000		0	N.D.		
24) 2,4-Dimethylphenol	0.000		0	N.D.		
25) Bis(2-chloroethoxy) me...	0.000		0	N.D.		
26) Benzoic acid	0.000		0	N.D.		
27) 2,4-Dichlorophenol	0.000		0	N.D.		
28) 1,2,4-Trichlorobenzene	0.000		0	N.D.		
29) Naphthalene	8.115	128	546	N.D.		
30) 4-Chloroaniline	0.000		0	N.D.		
31) Hexachlorobutadiene	0.000		0	N.D.		
32) 4-Chloro-3-methylphenol	0.000		0	N.D.		
33) 2-Methylnaphthalene	0.000		0	N.D.		
34) 1-Methylnaphthalene	0.000		0	N.D.		
36) Hexachlorocyclopentadiene	0.000		0	N.D.		
37) 2,4,6-Trichlorophenol	0.000		0	N.D.		
38) 2,4,5-Trichlorophenol	0.000		0	N.D.		
39) 1,1'-Biphenyl	0.000		0	N.D.		
41) 2-Chloronaphthalene	0.000		0	N.D.		
42) 2-Nitroaniline	0.000		0	N.D.		

Quantitation Report (Not Reviewed)

Data Path : C:\msdchem\1\DATA\2019-01\9A30046\
Data File : E01301913.D
Acq On : 30 Jan 2019 6:24 pm
Operator : JK/ AMS /DTH
Sample : 9A30046-ICB1
Misc : 1x, DCM + ISTD
ALS Vial : 2 Sample Multiplier: 1
DataAcq Meth:SV5_AQUISITION.M

Quant Time: Jan 31 12:00:48 2019
Quant Method : C:\msdchem\1\METHODS\SV5_013019.M
Quant Title : EPA 8270D: Semivolatile Organics
QLast Update : Thu Jan 31 10:44:49 2019
Response via : Initial Calibration
InstName : SV-GCMS5

Compound	R.T.	QIon	Response	Conc Units	Dev(Min)
43) 2,6-Dimethylnaphthalene	0.000		0	N.D.	
44) 1,4-Dinitrobenzene	0.000		0	N.D.	
45) Dimethyl phthalate	0.000		0	N.D.	
46) 1,3-Dinitrobenzene	0.000		0	N.D.	
47) 2,6-Dinitrotoluene	0.000		0	N.D.	
48) 1,2-Dinitrobenzene	0.000		0	N.D.	
49) Acenaphthylene	0.000		0	N.D.	
50) 3-Nitroaniline	0.000		0	N.D.	
51) Acenaphthene	9.885	153	92	N.D.	
52) 2,4-Dinitrophenol	0.000		0	N.D.	
53) 4-Nitrophenol	0.000		0	N.D.	
54) 2,4-Dinitrotoluene	10.051	165	53	61.61 ng/ml#	15
55) Dibenzofuran	0.000		0	N.D.	
56) 2,3,5,6-Tetrachlorophenol	0.000		0	N.D.	
57) 2,3,4,6-Tetrachlorophenol	0.000		0	N.D.	
58) Diethyl phthalate	0.000		0	N.D.	
59) 2,3,5-Trimethylnaphtha...	10.410	170	99	N.D.	
60) Fluorene	0.000		0	N.D.	
61) 4-Chlorophenyl phenyl ...	0.000		0	N.D.	
62) 4-Nitroaniline	0.000		0	N.D.	
63) 4,6-Dinitro-2-methylph...	0.000		0	N.D.	
65) N-Nitrosodiphenylamine	0.000		0	N.D.	
66) Azobenzene (1,2-DPH)	0.000		0	N.D.	
68) 4-Bromophenyl phenyl e...	0.000		0	N.D.	
69) Hexachlorobenzene	0.000		0	N.D.	
70) Pentachlorophenol (PCP)	0.000		0	N.D.	
71) Phenanthrene	11.421	178	193	N.D.	
72) Anthracene	11.421	178	193	N.D.	
73) Carbazole	0.000		0	N.D.	
74) Di-n-butyl phthalate	11.971	149	152	N.D.	
75) Fluoranthene	0.000		0	N.D.	
76) Benzidine	12.902	184	114	39.29 ng/ml	68
77) Pyrene	0.000		0	N.D.	
80) Butyl benzyl phthalate	0.000		0	N.D.	
81) Bis(2-ethylhexyl) adipate	14.341	129	1045	5.03 ng/ml	90
82) 3,3-Dichlorobenzidine	0.000		0	N.D.	
83) Benz(a)anthracene	15.416	228	1753	4.35 ng/ml	71
84) Chrysene	15.416	228	1715	4.47 ng/ml	69
85) Bis(2-ethylhexyl) phth...	0.000		0	N.D.	
87) Di-n-octyl phthalate	0.000		0	N.D.	
88) Benzo(b)fluoranthene	0.000		0	N.D.	
89) Benzo(k)fluoranthene	0.000		0	N.D.	
90) Benzo(b+k)fluoranthene	0.000		0	N.D.	
91) Benzo(e)pyrene	18.946	252	2036	5.96 ng/ml#	1
92) Benzo(a)pyrene	0.000		0	N.D.	
93) Perylene	18.946	252	2036	5.84 ng/ml	72
95) Indeno(1,2,3-cd)pyrene	21.348	276	162	N.D.	
96) Dibenz(a,h)anthracene	21.342	278	95	N.D.	
97) Benzo(g,h,i)perylene	0.000		0	N.D.	

(#) = qualifier out of range (m) = manual integration (+) = signals summed

Quantitation Report (Not Reviewed)

Data Path : C:\msdchem\1\DATA\2019-01\9A30046\
Data File : E01301913.D
Acq On : 30 Jan 2019 6:24 pm
Operator : JK/ AMS /DTH
Sample : 9A30046-ICB1
Misc : 1x, DCM + ISTD
ALS Vial : 2 Sample Multiplier: 1
DataAcq Meth:SV5_AQUISITION.M

Quant Time: Jan 31 12:00:48 2019
Quant Method : C:\msdchem\1\METHODS\SV5_013019.M
Quant Title : EPA 8270D: Semivolatile Organics
QLast Update : Thu Jan 31 10:44:49 2019
Response via : Initial Calibration
InstName : SV-GCMS5

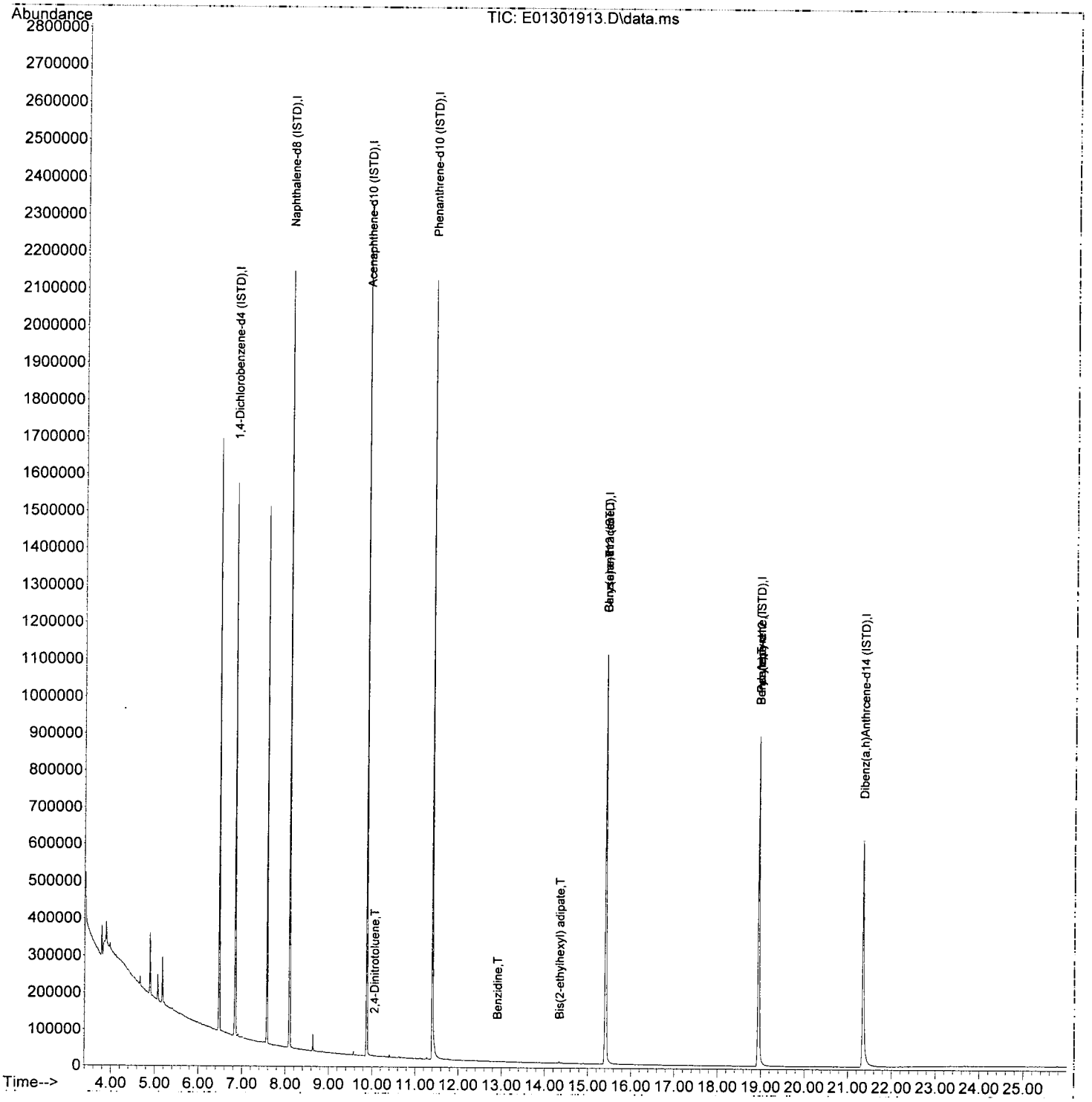

Quantitation Report (Not Reviewed)

Data Path : C:\msdchem\1\DATA\2019-01\9A30046\
Data File : E01301914.D
Acq On : 30 Jan 2019 7:00 pm
Operator : JK/ AMS /DTH
Sample : 9A30046-CAL1
Misc : 1x, A18L327@20
ALS Vial : 3 Sample Multiplier: 1
DataAcq Meth:SV5_AQUISITION.M

Quant Time: Jan 31 09:52:45 2019
Quant Method : C:\msdchem\1\METHODS\SV5_013019.M
Quant Title : EPA 8270D: Semivolatile Organics
QLast Update : Thu Jan 31 09:52:26 2019
Response via : Initial Calibration
InstName : SV-GCMS5

JJK 1/31/19

Compound	R.T.	QIon	Response	Conc	Units	Dev(Min)
Internal Standards						
1) 1,4-Dichlorobenzene-d4...	6.848	152	267680	2000.00	ng/ml	0.00
21) Naphthalene-d8 (ISTD)	8.099	136	1055936	2000.00	ng/ml	0.00
35) Acenaphthene-d10 (ISTD)	9.880	162	485404	2000.00	ng/ml	0.00
64) Phenanthrene-d10 (ISTD)	11.399	188	914631	2000.00	ng/ml	0.00
78) Chrysene-d12 (ISTD)	15.416	240	849263	2000.00	ng/ml	0.00
86) Perylene-d12 (ISTD)	18.951	264	770351	2000.00	ng/ml	0.00
94) Dibenz(a,h)Anthrcene-d...	21.348	292	614628	2000.00	ng/ml	0.00
System Monitoring Compounds						
4) 2-Fluorophenol (Surr)	5.633	112	2703	16.69	ng/ml	0.00
5) Phenol-d6(Surr)	6.478	99	3503	16.64	ng/ml	0.00
19) Nitrobenzene-d5 (Surr)	7.377	82	3003	15.92	ng/ml	0.00
40) 2-Fluorobiphenyl (Surr)	9.180	172	7112	19.01	ng/ml	0.00
67) 2,4,6-Tribromophenol (...	10.683	330	229	20.60	ng/ml	0.00
79) Terphenyl-d14 (Surr)	13.277	244	7570	19.70	ng/ml	0.00
Target Compounds						Qvalue
2) N-Nitrosodimethylamine	4.403	74	2349	20.25	ng/ml#	17
3) Pyridine	4.473	79	2510	13.44	ng/ml#	1
6) Phenol	6.489	94	3623	16.07	ng/ml	97
7) Aniline	6.532	93	4076	14.74	ng/ml	98
8) Bis(2-chloroethyl) ether	6.580	93	3961	20.93	ng/ml	96
9) 2-Chlorophenol	6.650	128	2671	15.07	ng/ml	99
10) 1,3-Dichlorobenzene	6.799	146	3951	18.62	ng/ml	94
11) 1,4-Dichlorobenzene	6.864	146	3880	17.95	ng/ml	89
12) Benzyl alcohol	6.971	108	1088	35.15	ng/ml	94
13) 1,2-Dichlorobenzene	7.013	146	3694	18.13	ng/ml	95
14) 2-Methylphenol	7.067	107	2376	16.92	ng/ml	96
15) 2,2'-Oxybis(1-Chloropr...	7.099	45	5888	22.91	ng/ml	94
16) N-Nitrosodi-n-propylamine	7.222	70	2415	18.34	ng/ml	92
17) 3+4-Methylphenol	7.211	107	2797	15.39	ng/ml	96
18) Hexachloroethane	7.345	117	1366	18.01	ng/ml	90
20) Nitrobenzene	7.398	77	3065	16.34	ng/ml	99
22) Isophorone	7.628	82	5446	15.86	ng/ml	100
23) 2-Nitrophenol	7.714	139	775	8.41	ng/ml	88
24) 2,4-Dimethylphenol	7.735	122	2085	13.77	ng/ml	96
25) Bis(2-chloroethoxy) me...	7.832	93	4242	19.32	ng/ml	97
26) Benzoic acid	7.848	105	69	841.66	ng/ml#	8
27) 2,4-Dichlorophenol	7.949	162	1557	11.67	ng/ml	84
28) 1,2,4-Trichlorobenzene	8.040	180	2751	17.58	ng/ml	99
29) Naphthalene	8.121	128	11917	20.68	ng/ml	98
30) 4-Chloroaniline	8.158	127	2975	14.05	ng/ml	95
31) Hexachlorobutadiene	8.244	225	1290	16.78	ng/ml	91
32) 4-Chloro-3-methylphenol	8.639	107	895	33.74	ng/ml#	1
33) 2-Methylnaphthalene	8.816	142	6941	18.47	ng/ml	97
34) 1-Methylnaphthalene	8.912	142	6831	18.66	ng/ml	94
36) Hexachlorocyclopentadiene	8.982	237	899	14.29	ng/ml	92
37) 2,4,6-Trichlorophenol	9.094	196	754	36.37	ng/ml	95
38) 2,4,5-Trichlorophenol	9.137	196	702	20.25	ng/ml	93
39) 1,1'-Biphenyl	9.281	154	8419	19.66	ng/ml	97
41) 2-Chloronaphthalene	9.308	162	6075	19.81	ng/ml	97
42) 2-Nitroaniline	9.404	138	663	6.26	ng/ml	90

Quantitation Report (Not Reviewed)

Data Path : C:\msdchem\1\DATA\2019-01\9A30046\
Data File : E01301914.D
Acq On : 30 Jan 2019 7:00 pm
Operator : JK/ AMS /DTH
Sample : 9A30046-CAL1
Misc : 1x, A18L327@20
ALS Vial : 3 Sample Multiplier: 1
DataAcq Meth:SV5_AQUISITION.M

Quant Time: Jan 31 09:52:45 2019
Quant Method : C:\msdchem\1\METHODS\SV5_013019.M
Quant Title : EPA 8270D: Semivolatile Organics
QLast Update : Thu Jan 31 09:52:26 2019
Response via : Initial Calibration
InstName : SV-GCMS5

Compound	R.T.	QIon	Response	Conc	Units	Dev(Min)
43) 2,6-Dimethylnaphthalene	9.442	156	5544	18.54	ng/ml	98
44) 1,4-Dinitrobenzene	9.527	168	197	4.14	ng/ml	99
45) Dimethyl phthalate	9.575	163	5420	15.96	ng/ml	97
46) 1,3-Dinitrobenzene	9.613	168	245	4.61	ng/ml	59
47) 2,6-Dinitrotoluene	9.640	165	434	5.63	ng/ml	84
48) 1,2-Dinitrobenzene	9.698	168	203	6.04	ng/ml#	1
49) Acenaphthylene	9.730	152	7974	16.44	ng/ml	95
50) 3-Nitroaniline	9.821	138	572	6.50	ng/ml	77
51) Acenaphthene	9.912	153	6866	20.47	ng/ml	98
52) 2,4-Dinitrophenol	0.000		0	N.D.		
53) 4-Nitrophenol	9.987	139	335	74.70	ng/ml#	26
54) 2,4-Dinitrotoluene	10.051	165	575	5.88	ng/ml	94
55) Dibenzofuran	10.083	168	8455	19.23	ng/ml#	55
56) 2,3,5,6-Tetrachlorophenol	10.164	232	340	43.86	ng/ml	86
57) 2,3,4,6-Tetrachlorophenol	10.212	232	529	36.13	ng/ml	85
58) Diethyl phthalate	10.292	149	5519	16.26	ng/ml	97
59) 2,3,5-Trimethylnaphtha...	10.292	170	5065	18.55	ng/ml	99
60) Fluorene	10.436	166	6383	18.15	ng/ml	99
61) 4-Chlorophenyl phenyl ...	10.426	204	3010	19.74	ng/ml	91
62) 4-Nitroaniline	10.436	138	713	7.90	ng/ml	92
63) 4,6-Dinitro-2-methylph...	0.000		0	N.D.		
65) N-Nitrosodiphenylamine	10.538	169	4930	16.70	ng/ml	91
66) Azobenzene (1,2-DPH)	10.586	77	6350	17.79	ng/ml	96
68) 4-Bromophenyl phenyl e...	10.929	248	1566	19.85	ng/ml	93
69) Hexachlorobenzene	11.009	284	1571	19.29	ng/ml	96
70) Pentachlorophenol (PCP)	11.201	266	315	75.67	ng/ml	79
71) Phenanthrene	11.421	178	10388	19.59	ng/ml	94
72) Anthracene	11.474	178	10748	20.97	ng/ml	92
73) Carbazole	11.629	167	11056	24.57	ng/ml	70
74) Di-n-butyl phthalate	11.972	149	15373	27.84	ng/ml	86
75) Fluoranthene	12.742	202	10781	21.15	ng/ml	92
76) Benzidine	12.902	184	1323	73.45	ng/ml	88
77) Pyrene	13.057	202	10777	20.51	ng/ml	98
80) Butyl benzyl phthalate	14.154	149	3108	38.84	ng/ml	84
81) Bis(2-ethylhexyl) adipate	14.341	129	9073	39.11	ng/ml	93
82) 3,3-Dichlorobenzidine	15.347	252	2805	47.65	ng/ml	95
83) Benz(a)anthracene	15.389	228	10870	22.19	ng/ml	98
84) Chrysene	15.470	228	9138	19.72	ng/ml	97
85) Bis(2-ethylhexyl) phth...	15.544	149	3944	10.93	ng/ml	98
87) Di-n-octyl phthalate	17.235	149	3881	76.75	ng/ml#	14
88) Benzo(b)fluoranthene	18.021	252	6730	25.15	ng/ml	98
89) Benzo(k)fluoranthene	18.085	252	7026	25.66	ng/ml	95
90) Benzo(b+k)fluoranthene	18.085	252	15677	52.15	ng/ml	95
91) Benzo(e)pyrene	18.679	252	7648	19.26	ng/ml	98
92) Benzo(a)pyrene	18.796	252	5806	26.47	ng/ml	96
93) Perylene	19.000	252	7762	17.60	ng/ml	97
95) Indeno(1,2,3-cd)pyrene	21.342	276	6544	17.34	ng/ml#	24
96) Dibenz(a,h)anthracene	21.407	278	5352	14.83	ng/ml	86
97) Benzo(g,h,i)perylene	21.883	276	5584	14.69	ng/ml	92

(#) = qualifier out of range (m) = manual integration (+) = signals summed

Quantitation Report (Not Reviewed)

Data Path : C:\msdchem\1\DATA\2019-01\9A30046\
Data File : E01301914.D
Acq On : 30 Jan 2019 7:00 pm
Operator : JK/ AMS /DTH
Sample : 9A30046-CAL1
Misc : 1x, A18L327@20
ALS Vial : 3 Sample Multiplier: 1
DataAcq Meth:SV5_AQUISITION.M

Quant Time: Jan 31 09:52:45 2019
Quant Method : C:\msdchem\1\METHODS\SV5_013019.M
Quant Title : EPA 8270D: Semivolatile Organics
QLast Update : Thu Jan 31 09:52:26 2019
Response via : Initial Calibration
InstName : SV-GCMS5

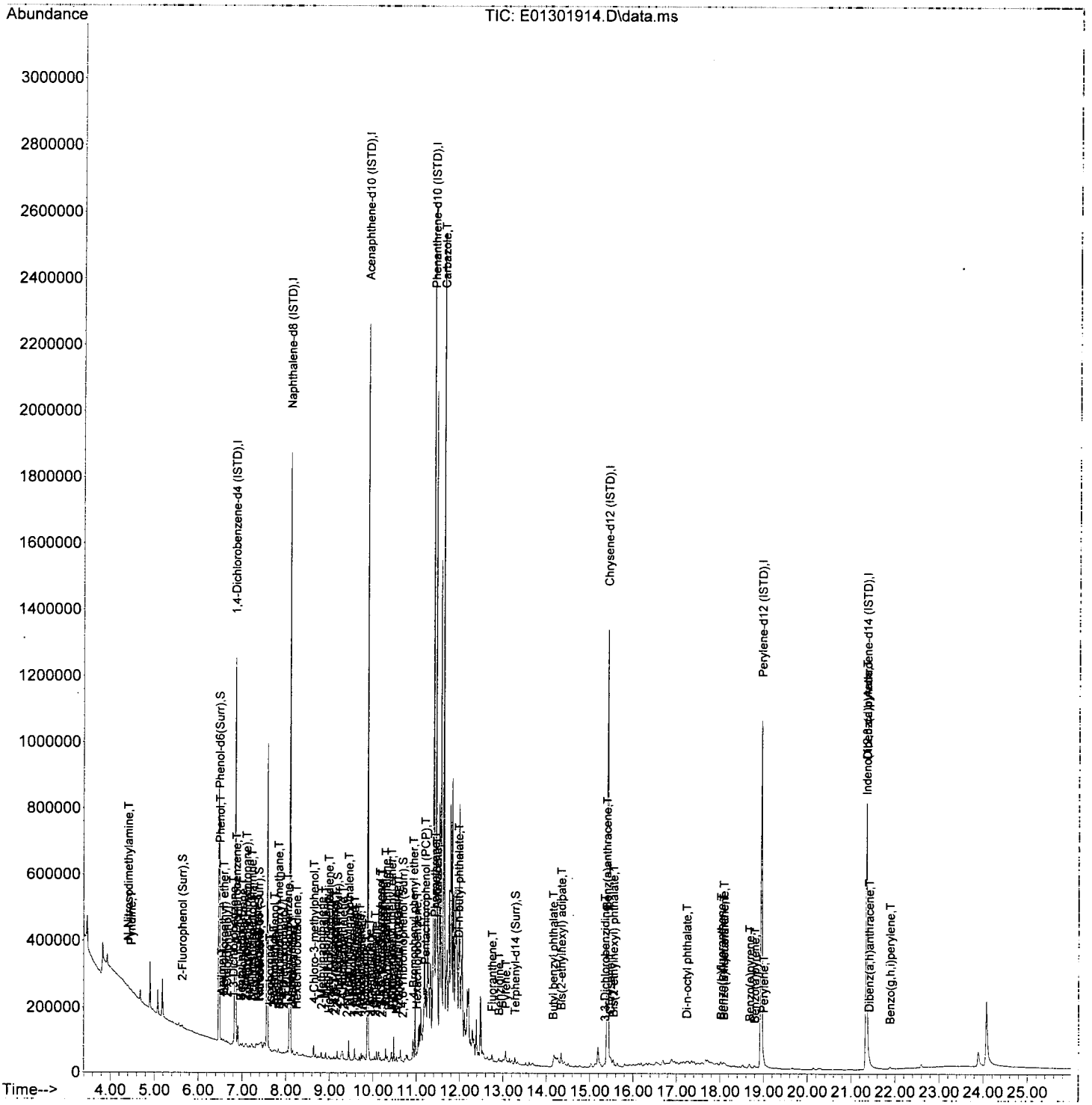

Quantitation Report (Not Reviewed)

Data Path : C:\msdchem\1\DATA\2019-01\9A30046\
Data File : E01301915.D
Acq On : 30 Jan 2019 7:37 pm
Operator : JK/ AMS /DTH
Sample : 9A30046-CAL2
Misc : 1x, A18L328@50
ALS Vial : 4 Sample Multiplier: 1
DataAcq Meth:SV5_AQUISITION.M

Quant Time: Jan 31 09:52:50 2019
Quant Method : C:\msdchem\1\METHODS\SV5_013019.M
Quant Title : EPA 8270D: Semivolatile Organics
QLast Update : Thu Jan 31 09:52:26 2019
Response via : Initial Calibration
InstName : SV-GCMS5

JK 1/31/19

Compound	R.T.	QIon	Response	Conc	Units	Dev(Min)
Internal Standards						
1) 1,4-Dichlorobenzene-d4...	6.847	152	281181	2000.00	ng/ml	0.00
21) Naphthalene-d8 (ISTD)	8.099	136	1068309	2000.00	ng/ml	0.00
35) Acenaphthene-d10 (ISTD)	9.880	162	468864	2000.00	ng/ml	0.00
64) Phenanthrene-d10 (ISTD)	11.399	188	786274	2000.00	ng/ml	0.00
78) Chrysene-d12 (ISTD)	15.411	240	694365	2000.00	ng/ml	0.00
86) Perylene-d12 (ISTD)	18.951	264	613296	2000.00	ng/ml	0.00
94) Dibenz(a,h)Anthrcene-d...	21.348	292	475223	2000.00	ng/ml	0.00
System Monitoring Compounds						
4) 2-Fluorophenol (Surr)	5.633	112	7768	45.67	ng/ml	0.00
5) Phenol-d6(Surr)	6.473	99	10982	49.66	ng/ml	0.00
19) Nitrobenzene-d5 (Surr)	7.377	82	7789	39.30	ng/ml	0.00
40) 2-Fluorobiphenyl (Surr)	9.179	172	18089	50.05	ng/ml	0.00
67) 2,4,6-Tribromophenol (...	10.682	330	770	43.72	ng/ml	0.00
79) Terphenyl-d14 (Surr)	13.277	244	16079	51.18	ng/ml	0.00
Target Compounds						Qvalue
2) N-Nitrosodimethylamine	4.408	74	5969	48.98	ng/ml	84
3) Pyridine	4.462	79	9139	46.59	ng/ml#	72
6) Phenol	6.489	94	11772	49.71	ng/ml	94
7) Aniline	6.532	93	15128	52.07	ng/ml	96
8) Bis(2-chloroethyl) ether	6.580	93	9806	49.33	ng/ml	96
9) 2-Chlorophenol	6.650	128	8358	44.89	ng/ml	96
10) 1,3-Dichlorobenzene	6.799	146	10651	47.79	ng/ml	94
11) 1,4-Dichlorobenzene	6.864	146	10515	46.31	ng/ml	97
12) Benzyl alcohol	6.965	108	4308	63.18	ng/ml	98
13) 1,2-Dichlorobenzene	7.013	146	10083	47.23	ng/ml	98
14) 2-Methylphenol	7.067	107	6847	46.42	ng/ml	93
15) 2,2'-Oxybis(1-Chloropr...	7.099	45	16784	62.17	ng/ml	96
16) N-Nitrosodi-n-propylamine	7.222	70	6849	49.51	ng/ml	96
17) 3+4-Methylphenol	7.211	107	8837	46.28	ng/ml	95
18) Hexachloroethane	7.345	117	3855	48.38	ng/ml	86
20) Nitrobenzene	7.398	77	8550	43.39	ng/ml	99
22) Isophorone	7.628	82	16770	48.27	ng/ml	97
23) 2-Nitrophenol	7.714	139	2288	24.55	ng/ml	96
24) 2,4-Dimethylphenol	7.735	122	7337	47.89	ng/ml	93
25) Bis(2-chloroethoxy) me...	7.832	93	11626	52.34	ng/ml	98
26) Benzoic acid	7.816	105	56	841.51	ng/ml#	55
27) 2,4-Dichlorophenol	7.949	162	4758	35.24	ng/ml	98
28) 1,2,4-Trichlorobenzene	8.035	180	7910	49.96	ng/ml	93
29) Naphthalene	8.120	128	30779	52.80	ng/ml	99
30) 4-Chloroaniline	8.163	127	8890	41.48	ng/ml	95
31) Hexachlorobutadiene	8.243	225	3731	47.97	ng/ml	95
32) 4-Chloro-3-methylphenol	8.639	107	3536	52.52	ng/ml#	1
33) 2-Methylnaphthalene	8.816	142	18189	47.83	ng/ml	96
34) 1-Methylnaphthalene	8.917	142	17571	47.44	ng/ml	98
36) Hexachlorocyclopentadiene	8.982	237	2439	40.14	ng/ml	96
37) 2,4,6-Trichlorophenol	9.094	196	2135	53.91	ng/ml	97
38) 2,4,5-Trichlorophenol	~~9.131~~	~~196~~	~~2141~~	~~40.01~~	~~ng/ml~~	89
39) 1,1'-Biphenyl	9.281	154	21089	50.98	ng/ml	98
41) 2-Chloronaphthalene	9.308	162	14859	50.16	ng/ml	99
42) 2-Nitroaniline	9.404	138	2037	19.91	ng/ml	89

See MS

Quantitation Report (Not Reviewed)

Data Path : C:\msdchem\1\DATA\2019-01\9A30046\
Data File : E01301915.D
Acq On : 30 Jan 2019 7:37 pm
Operator : JK/ AMS /DTH
Sample : 9A30046-CAL2
Misc : 1x, A18L328@50
ALS Vial : 4 Sample Multiplier: 1
DataAcq Meth:SV5_AQUISITION.M

Quant Time: Jan 31 09:52:50 2019
Quant Method : C:\msdchem\1\METHODS\SV5_013019.M
Quant Title : EPA 8270D: Semivolatile Organics
QLast Update : Thu Jan 31 09:52:26 2019
Response via : Initial Calibration
InstName : SV-GCMS5

Compound	R.T.	QIon	Response	Conc	Units	Dev(Min)
43) 2,6-Dimethylnaphthalene	9.447	156	14256	49.36	ng/ml	98
44) 1,4-Dinitrobenzene	9.527	168	523	11.39	ng/ml#	65
45) Dimethyl phthalate	9.575	163	13040	39.75	ng/ml	97
46) 1,3-Dinitrobenzene	9.613	168	748	14.56	ng/ml	71
47) 2,6-Dinitrotoluene	9.639	165	1439	19.33	ng/ml	88
48) 1,2-Dinitrobenzene	9.698	168	546	16.81	ng/ml#	18
49) Acenaphthylene	9.736	152	22412	47.82	ng/ml	99
50) 3-Nitroaniline	9.816	138	1785	21.00	ng/ml	83
51) Acenaphthene	9.912	153	15975	49.32	ng/ml	97
52) 2,4-Dinitrophenol	0.000		0	N.D.		
53) 4-Nitrophenol	9.976	139	1002	85.58	ng/ml#	76
54) 2,4-Dinitrotoluene	10.057	165	1435	15.18	ng/ml	96
55) Dibenzofuran	10.083	168	19948	46.96	ng/ml#	78
56) 2,3,5,6-Tetrachlorophenol	10.169	232	1011	55.13	ng/ml	85
57) 2,3,4,6-Tetrachlorophenol	~~10.212~~	~~232~~	~~1470~~	~~50.67~~	~~ng/ml~~	80 see MS
58) Diethyl phthalate	10.297	149	13590	41.44	ng/ml	95
59) 2,3,5-Trimethylnaphtha...	10.292	170	12539	47.54	ng/ml	93
60) Fluorene	10.436	166	15560	45.81	ng/ml	99
61) 4-Chlorophenyl phenyl ...	10.426	204	6698	45.47	ng/ml	88
62) 4-Nitroaniline	10.436	138	2087	23.93	ng/ml	87
63) 4,6-Dinitro-2-methylph...	10.479	198	74	77.83	ng/ml#	1
65) N-Nitrosodiphenylamine	10.543	169	11920	46.96	ng/ml	98
66) Azobenzene (1,2-DPH)	10.586	77	16055	52.33	ng/ml	98
68) 4-Bromophenyl phenyl e...	10.928	248	3436	50.67	ng/ml	93
69) Hexachlorobenzene	11.009	284	3548	50.68	ng/ml	99
70) Pentachlorophenol (PCP)	11.207	266	571	83.26	ng/ml	91
71) Phenanthrene	11.421	178	22253	48.83	ng/ml	99
72) Anthracene	11.474	178	23381	53.07	ng/ml	97
73) Carbazole	11.629	167	21647	55.95	ng/ml	93
74) Di-n-butyl phthalate	11.971	149	26968	56.81	ng/ml	96
75) Fluoranthene	12.747	202	22810	52.04	ng/ml	99
76) Benzidine	12.907	184	6453	95.98	ng/ml	90
77) Pyrene	13.057	202	23055	51.04	ng/ml	97
80) Butyl benzyl phthalate	14.154	149	7172	61.13	ng/ml	98
81) Bis(2-ethylhexyl) adipate	14.341	129	11698	61.67	ng/ml	97
82) 3,3-Dichlorobenzidine	15.346	252	8063	100.49	ng/ml	96
83) Benz(a)anthracene	15.389	228	20129	50.25	ng/ml	95
84) Chrysene	15.464	228	18408	48.59	ng/ml	95
85) Bis(2-ethylhexyl) phth...	15.544	149	8608	29.16	ng/ml	99
87) Di-n-octyl phthalate	17.235	149	9748	92.86	ng/ml	83
88) Benzo(b)fluoranthene	18.015	252	14286	52.97	ng/ml	98
89) Benzo(k)fluoranthene	18.085	252	14559	52.66	ng/ml	97
90) Benzo(b+k)fluoranthene	18.015	252	31983	108.94	ng/ml	98
91) Benzo(e)pyrene	18.673	252	15484	48.98	ng/ml	99
92) Benzo(a)pyrene	18.802	252	12367	52.44	ng/ml	97
93) Perylene	19.005	252	16978	48.35	ng/ml	98
95) Indeno(1,2,3-cd)pyrene	21.342	276	12358	42.35	ng/ml	80
96) Dibenz(a,h)anthracene	21.412	278	11253	40.33	ng/ml	93
97) Benzo(g,h,i)perylene	21.882	276	12123	41.24	ng/ml	87

(#) = qualifier out of range (m) = manual integration (+) = signals summed

Quantitation Report (Qedit)

Data Path : C:\msdchem\1\DATA\2019-01\9A30046\
Data File : E01301915.D
Acq On : 30 Jan 2019 7:37 pm
Operator : JK/ AMS /DTH
Sample : 9A30046-CAL2
Misc : 1x, A18L328@50
ALS Vial : 4 Sample Multiplier: 1
DataAcq Meth:SV5_AQUISITION.M

Quant Time: Jan 31 09:52:50 2019
Quant Method : C:\msdchem\1\METHODS\SV5_013019.M
Quant Title : EPA 8270D: Semivolatile Organics
QLast Update : Thu Jan 31 09:52:26 2019
Response via : Initial Calibration
InstName : SV-GCMS5

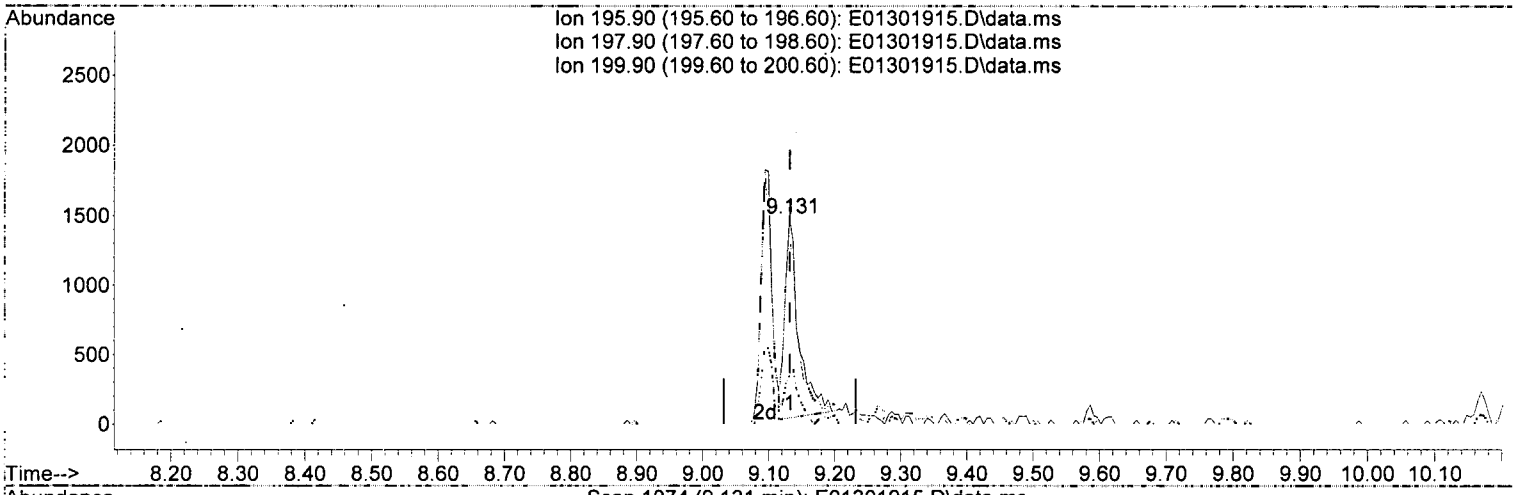

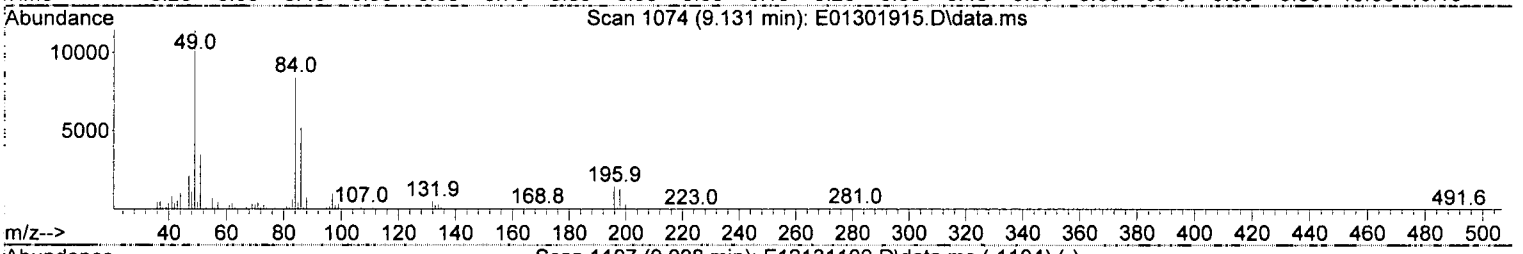

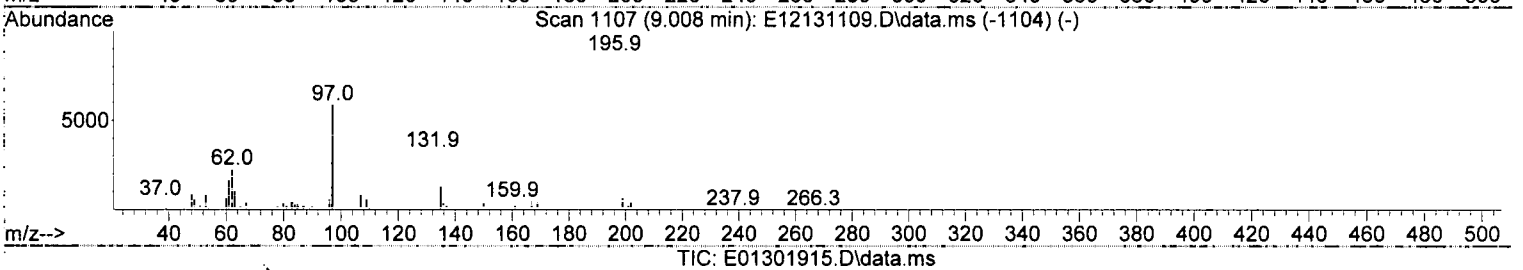

TIC: E01301915.D\data.ms

(38) 2,4,5-Trichlorophenol (T)

9.131min (-0.000) 40.01 ng/ml

response 2141

Ion	Exp%	Act%
195.90	100.00	100.00
197.90	96.30	87.77
199.90	32.40	23.38
0.00	0.00	0.00

Quantitation Report (Qedit)

Data Path : C:\msdchem\1\DATA\2019-01\9A30046\
Data File : E01301915.D
Acq On : 30 Jan 2019 7:37 pm
Operator : JK/ AMS /DTH
Sample : 9A30046-CAL2
Misc : 1x, A18L328@50
ALS Vial : 4 Sample Multiplier: 1
DataAcq Meth:SV5_AQUISITION.M

Quant Time: Jan 31 09:52:50 2019
Quant Method : C:\msdchem\1\METHODS\SV5_013019.M
Quant Title : EPA 8270D: Semivolatile Organics
QLast Update : Thu Jan 31 09:52:26 2019
Response via : Initial Calibration
InstName : SV-GCMS5

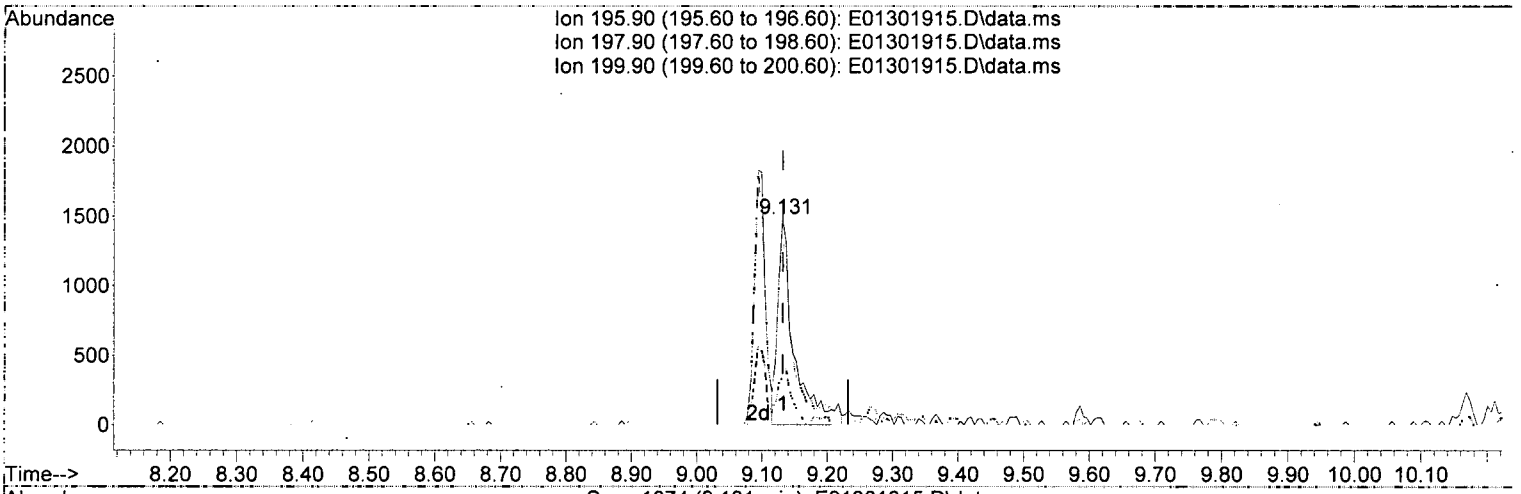

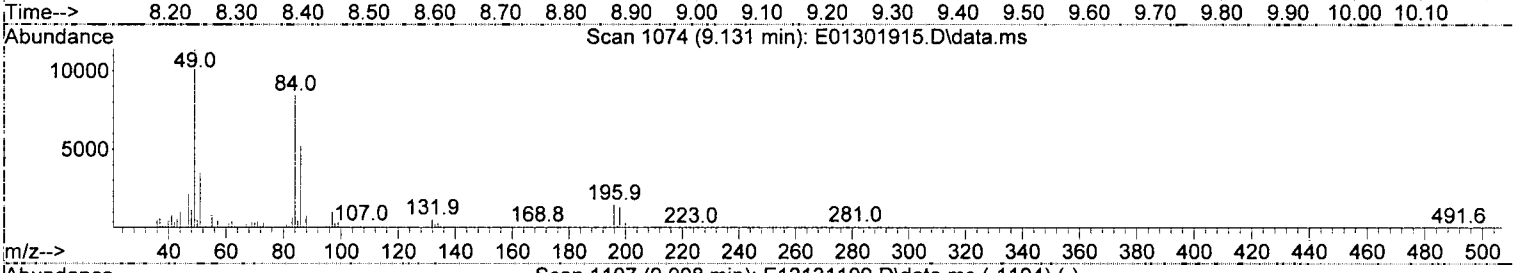

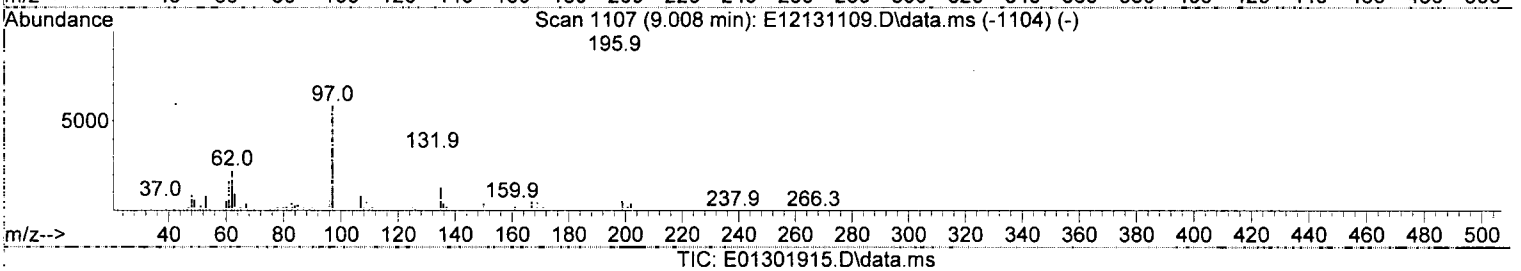

TIC: E01301915.D\data.ms

(38) 2,4,5-Trichlorophenol (T)

9.131min (-0.000) 46.32 ng/ml m

1/31/19

response 2609

Ion	Exp%	Act%
195.90	100.00	100.00
197.90	96.30	87.77
199.90	32.40	23.38
0.00	0.00	0.00

Quantitation Report (Qedit)

Data Path : C:\msdchem\1\DATA\2019-01\9A30046\
Data File : E01301915.D
Acq On : 30 Jan 2019 7:37 pm
Operator : JK/ AMS /DTH
Sample : 9A30046-CAL2
Misc : 1x, A18L328@50
ALS Vial : 4 Sample Multiplier: 1
DataAcq Meth:SV5_AQUISITION.M

Quant Time: Jan 31 09:52:50 2019
Quant Method : C:\msdchem\1\METHODS\SV5_013019.M
Quant Title : EPA 8270D: Semivolatile Organics
QLast Update : Thu Jan 31 09:52:26 2019
Response via : Initial Calibration
InstName : SV-GCMS5

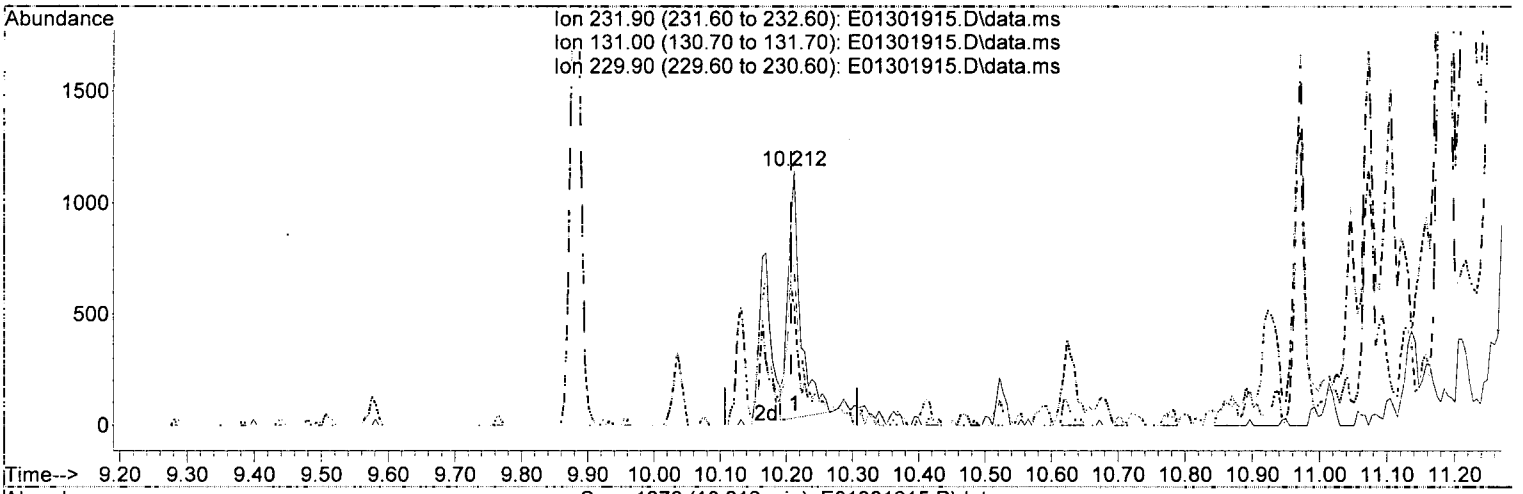

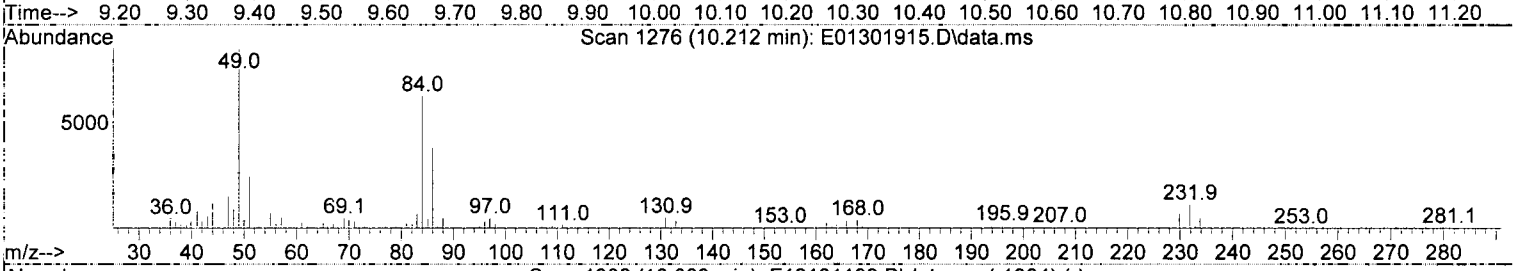

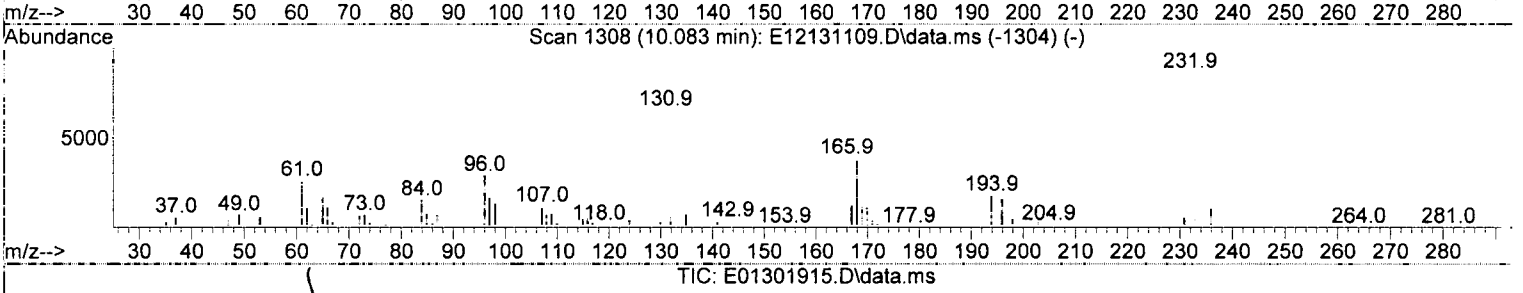

TIC: E01301915.D\data.ms

(57) 2,3,4,6-Tetrachlorophenol (T)

10.212min (+ 0.005) 50.67 ng/ml

response 1470

Ion	Exp%	Act%
231.90	100.00	100.00
131.00	61.50	45.49
229.90	79.80	62.82
0.00	0.00	0.00

Quantitation Report (Qedit)

Data Path : C:\msdchem\1\DATA\2019-01\9A30046\
Data File : E01301915.D
Acq On : 30 Jan 2019 7:37 pm
Operator : JK/ AMS /DTH
Sample : 9A30046-CAL2
Misc : 1x, A18L328@50
ALS Vial : 4 Sample Multiplier: 1
DataAcq Meth:SV5_AQUISITION.M

Quant Time: Jan 31 09:52:50 2019
Quant Method : C:\msdchem\1\METHODS\SV5_013019.M
Quant Title : EPA 8270D: Semivolatile Organics
QLast Update : Thu Jan 31 09:52:26 2019
Response via : Initial Calibration
InstName : SV-GCMS5

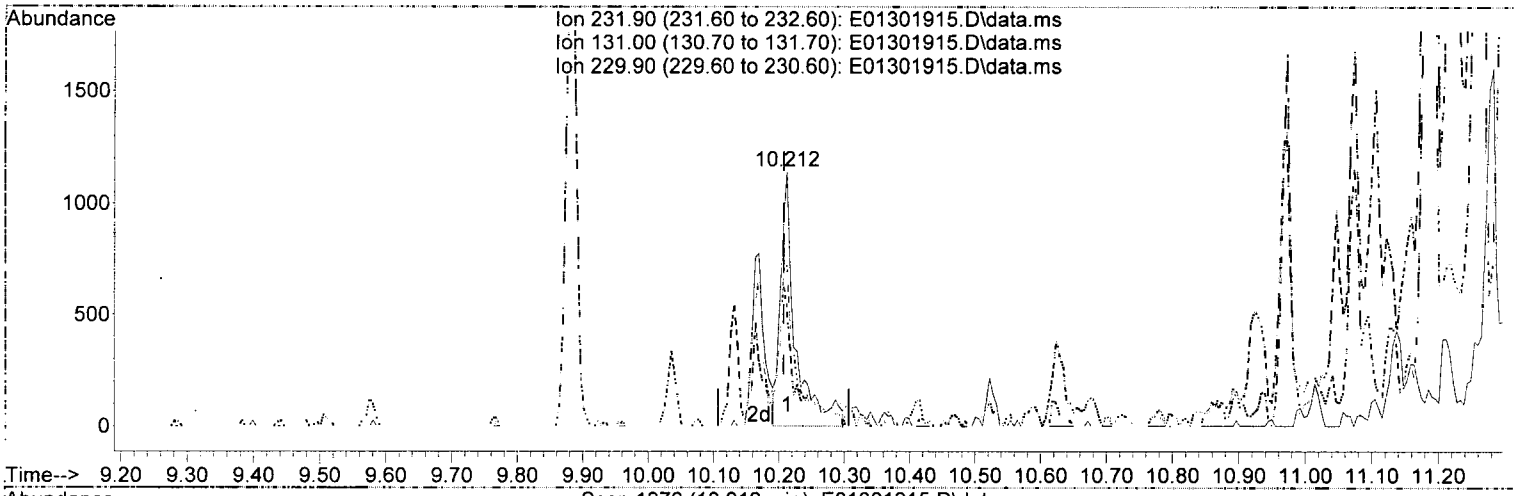



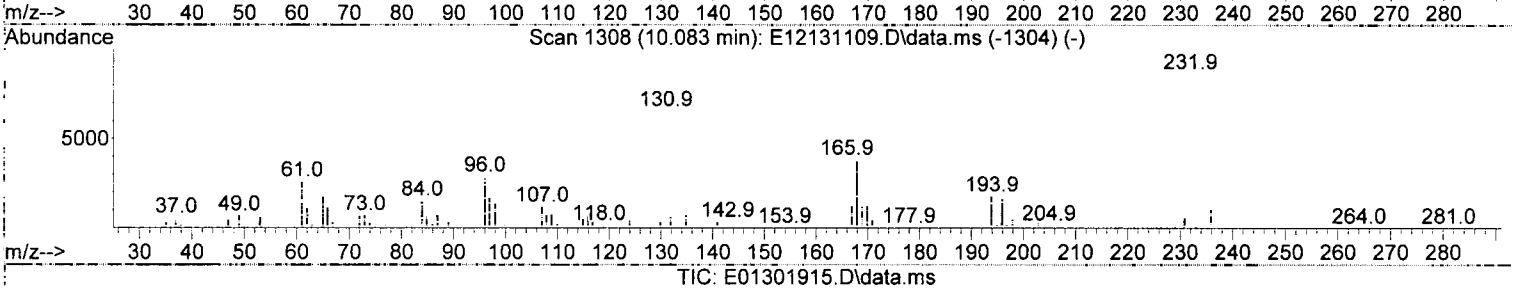

TIC: E01301915.D\data.ms

(57) 2,3,4,6-Tetrachlorophenol (T)

10.212min (+ 0.005) 55.86 ng/ml m

response 1812

Ion	Exp%	Act%
231.90	100.00	100.00
131.00	61.50	45.49
229.90	79.80	62.82
0.00	0.00	0.00

1/31/19

Quantitation Report (Not Reviewed)

Data Path : C:\msdchem\1\DATA\2019-01\9A30046\
Data File : E01301915.D
Acq On : 30 Jan 2019 7:37 pm
Operator : JK/ AMS /DTH
Sample : 9A30046-CAL2
Misc : 1x, A18L328@50
ALS Vial : 4 Sample Multiplier: 1
DataAcq Meth:SV5_AQUISITION.M

Quant Time: Jan 31 09:52:50 2019
Quant Method : C:\msdchem\1\METHODS\SV5_013019.M
Quant Title : EPA 8270D: Semivolatile Organics
QLast Update : Thu Jan 31 09:52:26 2019
Response via : Initial Calibration
InstName : SV-GCMS5

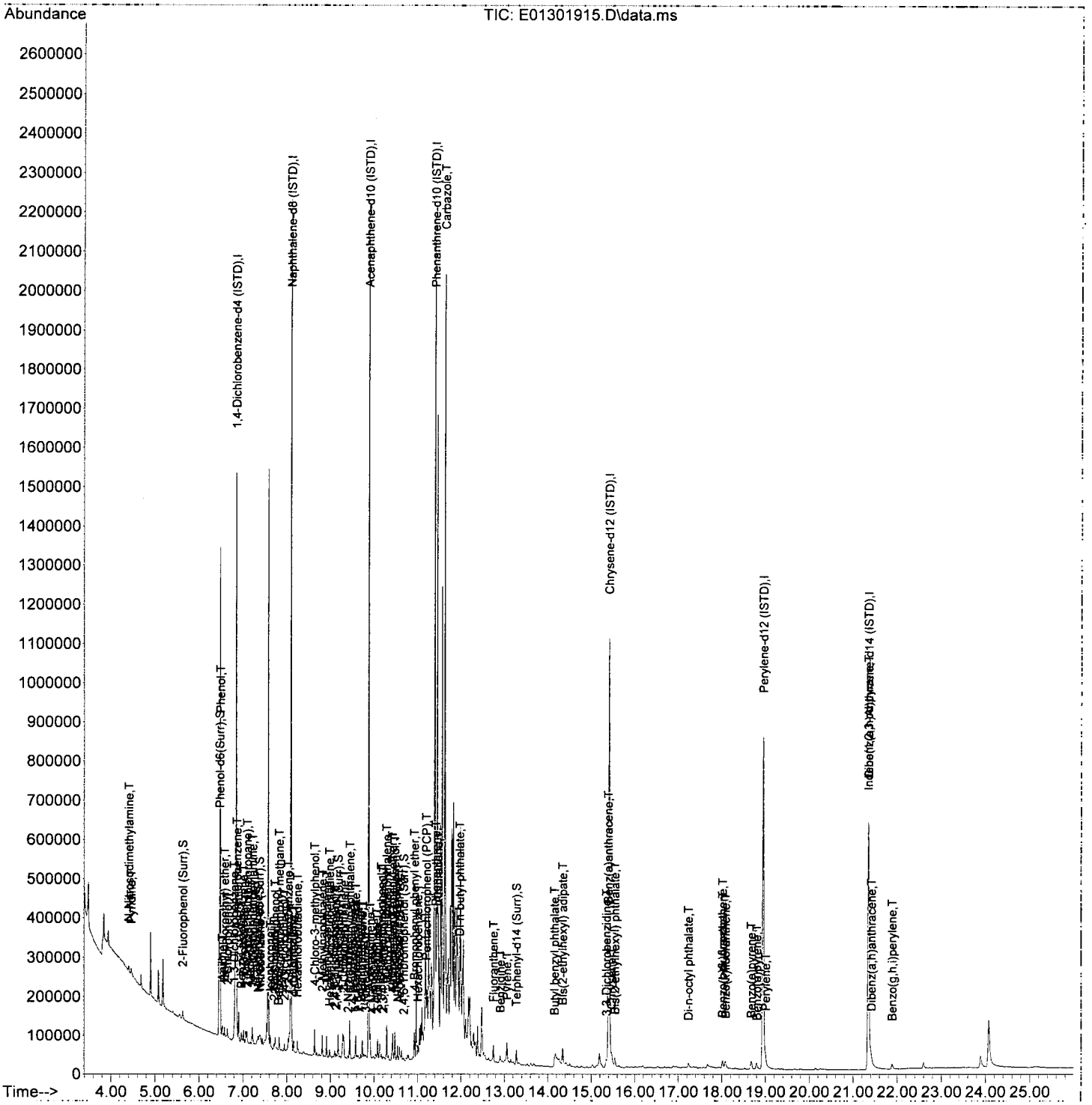

Quantitation Report (Not Reviewed)

Data Path : C:\msdchem\1\DATA\2019-01\9A30046\
Data File : E01301916.D
Acq On : 30 Jan 2019 8:13 pm
Operator : JK/ AMS /DTH
Sample : 9A30046-CAL3
Misc : 1x, A18L329@100
ALS Vial : 5 Sample Multiplier: 1
DataAcq Meth:SV5_AQUISITION.M

Quant Time: Jan 31 09:52:55 2019
Quant Method : C:\msdchem\1\METHODS\SV5_013019.M
Quant Title : EPA 8270D: Semivolatile Organics
QLast Update : Thu Jan 31 09:52:26 2019
Response via : Initial Calibration
InstName : SV-GCMS5

JK 1/31/19

Compound	R.T.	QIon	Response	Conc	Units	Dev(Min)
Internal Standards						
1) 1,4-Dichlorobenzene-d4...	6.847	152	274393	2000.00	ng/ml	0.00
21) Naphthalene-d8 (ISTD)	8.099	136	1090991	2000.00	ng/ml	0.00
35) Acenaphthene-d10 (ISTD)	9.880	162	474233	2000.00	ng/ml	0.00
64) Phenanthrene-d10 (ISTD)	11.399	188	790595	2000.00	ng/ml	0.00
78) Chrysene-d12 (ISTD)	15.410	240	690491	2000.00	ng/ml	0.00
86) Perylene-d12 (ISTD)	18.946	264	611891	2000.00	ng/ml	0.00
94) Dibenz(a,h)Anthrcene-d...	21.347	292	467911	2000.00	ng/ml	0.00
System Monitoring Compounds						
4) 2-Fluorophenol (Surr)	5.633	112	16374	98.64	ng/ml	0.00
5) Phenol-d6(Surr)	6.473	99	22782	105.57	ng/ml	0.00
19) Nitrobenzene-d5 (Surr)	7.377	82	17308	89.48	ng/ml	0.00
40) 2-Fluorobiphenyl (Surr)	9.179	172	36884	100.90	ng/ml	0.00
67) 2,4,6-Tribromophenol (...	10.682	330	2028	93.89	ng/ml	0.00
79) Terphenyl-d14 (Surr)	13.276	244	32265	103.27	ng/ml	0.00
Target Compounds						Qvalue
2) N-Nitrosodimethylamine	4.403	74	12079	101.56	ng/ml	96
3) Pyridine	4.451	79	19576	102.26	ng/ml	85
6) Phenol	6.484	94	24600	106.45	ng/ml	93
7) Aniline	6.532	93	30756	108.47	ng/ml	99
8) Bis(2-chloroethyl) ether	6.580	93	18886	97.36	ng/ml	97
9) 2-Chlorophenol	6.649	128	17282	95.13	ng/ml	98
10) 1,3-Dichlorobenzene	6.799	146	20846	95.85	ng/ml	96
11) 1,4-Dichlorobenzene	6.863	146	21382	96.50	ng/ml	98
12) Benzyl alcohol	6.965	108	9554	111.61	ng/ml	95
13) 1,2-Dichlorobenzene	7.013	146	20256	97.24	ng/ml	97
14) 2-Methylphenol	7.067	107	14811	102.90	ng/ml	98
15) 2,2'-Oxybis(1-Chloropr...	7.093	45	32803	124.52	ng/ml	95
16) N-Nitrosodi-n-propylamine	7.222	70	14289	105.84	ng/ml	98
17) 3+4-Methylphenol	7.211	107	18073	96.98	ng/ml	95
18) Hexachloroethane	7.345	117	7837	100.79	ng/ml	90
20) Nitrobenzene	7.398	77	18438	95.89	ng/ml	98
22) Isophorone	7.623	82	35464	99.96	ng/ml	97
23) 2-Nitrophenol	7.714	139	5408	56.82	ng/ml	88
24) 2,4-Dimethylphenol	7.735	122	15179	97.01	ng/ml	92
25) Bis(2-chloroethoxy) me...	7.831	93	23620	104.13	ng/ml	97
26) Benzoic acid	7.821	105	308	844.21	ng/ml#	74
27) 2,4-Dichlorophenol	7.949	162	10325	74.89	ng/ml	97
28) 1,2,4-Trichlorobenzene	8.035	180	15521	95.99	ng/ml	95
29) Naphthalene	8.115	128	59651	100.20	ng/ml	100
30) 4-Chloroaniline	8.158	127	19347	88.40	ng/ml	98
31) Hexachlorobutadiene	8.243	225	7485	94.24	ng/ml	96
32) 4-Chloro-3-methylphenol	8.634	107	9340	92.53	ng/ml#	44
33) 2-Methylnaphthalene	8.810	142	36689	94.47	ng/ml	96
34) 1-Methylnaphthalene	8.912	142	35408	93.61	ng/ml	98
36) Hexachlorocyclopentadiene	8.981	237	5330	86.72	ng/ml	96
37) 2,4,6-Trichlorophenol	9.094	196	5412	94.00	ng/ml	98
38) 2,4,5-Trichlorophenol	9.131	196	5163	79.94	ng/ml	93
39) 1,1'-Biphenyl	9.281	154	42772	102.22	ng/ml	100
41) 2-Chloronaphthalene	9.308	162	30467	101.69	ng/ml	99
42) 2-Nitroaniline	9.399	138	4661	45.04	ng/ml	96

See MS

Quantitation Report (Not Reviewed)

Data Path : C:\msdchem\1\DATA\2019-01\9A30046\
Data File : E01301916.D
Acq On : 30 Jan 2019 8:13 pm
Operator : JK/ AMS /DTH
Sample : 9A30046-CAL3
Misc : 1x, A18L329@100
ALS Vial : 5 Sample Multiplier: 1
DataAcq Meth:SV5_AQUISITION.M

Quant Time: Jan 31 09:52:55 2019
Quant Method : C:\msdchem\1\METHODS\SV5_013019.M
Quant Title : EPA 8270D: Semivolatile Organics
QLast Update : Thu Jan 31 09:52:26 2019
Response via : Initial Calibration
InstName : SV-GCMS5

Compound	R.T.	QIon	Response	Conc	Units	Dev(Min)
43) 2,6-Dimethylnaphthalene	9.441	156	29357	100.49	ng/ml	98
44) 1,4-Dinitrobenzene	9.527	168	1254	26.99	ng/ml	76
45) Dimethyl phthalate	9.575	163	27948	84.22	ng/ml	98
46) 1,3-Dinitrobenzene	9.607	168	1734	33.37	ng/ml	90
47) 2,6-Dinitrotoluene	9.639	165	3823	50.77	ng/ml	95
48) 1,2-Dinitrobenzene	9.698	168	1698	51.70	ng/ml	88
49) Acenaphthylene	9.730	152	47041	99.24	ng/ml	100
50) 3-Nitroaniline	9.816	138	4826	56.15	ng/ml	84
51) Acenaphthene	9.907	153	32436	99.00	ng/ml	99
52) 2,4-Dinitrophenol	0.000		0	N.D.		
53) 4-Nitrophenol	9.971	139	2407	107.66	ng/ml	95
54) 2,4-Dinitrotoluene	10.051	165	3832	40.09	ng/ml	91
55) Dibenzofuran	10.083	168	40600	94.50	ng/ml	86
56) 2,3,5,6-Tetrachlorophenol	10.163	232	2714	82.70	ng/ml	97
57) 2,3,4,6-Tetrachlorophenol	10.206	232	3745	84.51	ng/ml	89
58) Diethyl phthalate	10.292	149	27965	84.31	ng/ml	97
59) 2,3,5-Trimethylnaphtha...	10.292	170	25788	96.67	ng/ml	95
60) Fluorene	10.436	166	32279	93.97	ng/ml	99
61) 4-Chlorophenyl phenyl ...	10.426	204	13730	92.14	ng/ml	92
62) 4-Nitroaniline	10.436	138	5107	57.89	ng/ml	86
63) 4,6-Dinitro-2-methylph...	10.474	198	342	83.78	ng/ml#	1
65) N-Nitrosodiphenylamine	10.543	169	24736	96.92	ng/ml	98
66) Azobenzene (1,2-DPH)	10.586	77	34575	112.09	ng/ml	98
68) 4-Bromophenyl phenyl e...	10.928	248	7025	103.04	ng/ml	99
69) Hexachlorobenzene	11.009	284	7238	102.83	ng/ml	98
70) Pentachlorophenol (PCP)	11.201	266	1341	102.51	ng/ml	91
71) Phenanthrene	11.420	178	45679	99.68	ng/ml	99
72) Anthracene	11.474	178	46433	104.82	ng/ml	99
73) Carbazole	11.629	167	43052	110.66	ng/ml	97
74) Di-n-butyl phthalate	11.966	149	51497	107.89	ng/ml	98
75) Fluoranthene	12.742	202	45822	103.97	ng/ml	97
76) Benzidine	12.902	184	18666	147.24	ng/ml	95
77) Pyrene	13.057	202	46111	101.53	ng/ml	99
80) Butyl benzyl phthalate	14.159	149	14773	98.07	ng/ml	95
81) Bis(2-ethylhexyl) adipate	14.341	129	18339	97.22	ng/ml	95
82) 3,3-Dichlorobenzidine	15.341	252	18339	195.28	ng/ml	98
83) Benz(a)anthracene	15.384	228	37587	94.36	ng/ml	100
84) Chrysene	15.469	228	36919	97.99	ng/ml	100
85) Bis(2-ethylhexyl) phth...	15.550	149	19228	65.51	ng/ml	97
87) Di-n-octyl phthalate	17.234	149	21395	121.10	ng/ml	92
88) Benzo(b)fluoranthene	18.015	252	29112	99.29	ng/ml	96
89) Benzo(k)fluoranthene	18.079	252	29589	98.12	ng/ml	99
90) Benzo(b+k)fluoranthene	18.079	252	63728	201.74	ng/ml	99
91) Benzo(e)pyrene	18.673	252	31282	99.19	ng/ml	97
92) Benzo(a)pyrene	18.796	252	25304	95.97	ng/ml	97
93) Perylene	19.005	252	33514	95.67	ng/ml	99
95) Indeno(1,2,3-cd)pyrene	21.342	276	24570	85.51	ng/ml	86
96) Dibenz(a,h)anthracene	21.406	278	22041	80.24	ng/ml	90
97) Benzo(g,h,i)perylene	21.882	276	24346	84.12	ng/ml	85

See M.I

(#) = qualifier out of range (m) = manual integration (+) = signals summed

Quantitation Report (Qedit)

Data Path : C:\msdchem\1\DATA\2019-01\9A30046\
Data File : E01301916.D
Acq On : 30 Jan 2019 8:13 pm
Operator : JK/ AMS /DTH
Sample : 9A30046-CAL3
Misc : 1x, A18L329@100
ALS Vial : 5 Sample Multiplier: 1
DataAcq Meth:SV5_AQUISITION.M

Quant Time: Jan 31 09:52:55 2019
Quant Method : C:\msdchem\1\METHODS\SV5_013019.M
Quant Title : EPA 8270D: Semivolatile Organics
QLast Update : Thu Jan 31 09:52:26 2019
Response via : Initial Calibration
InstName : SV-GCMS5

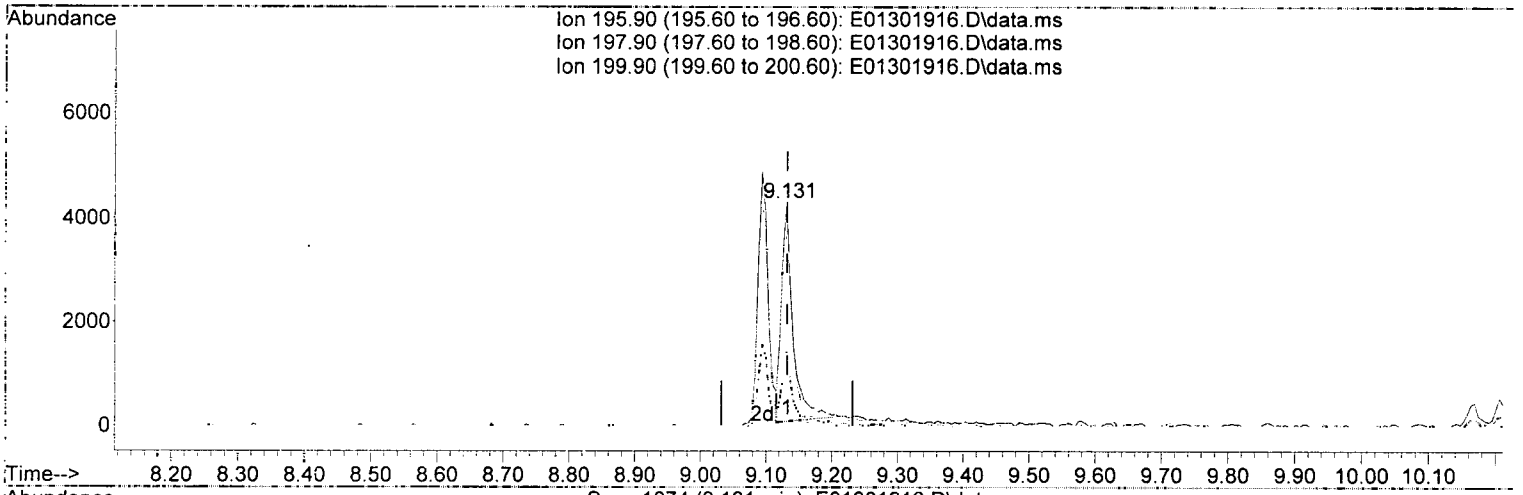

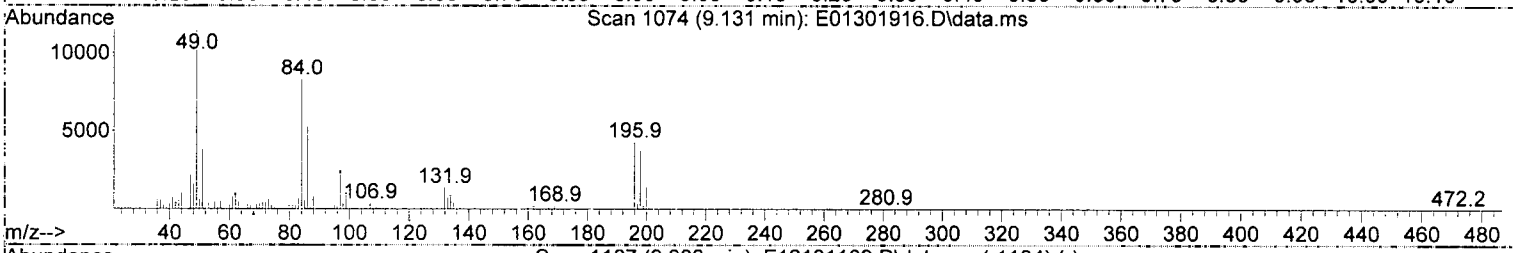

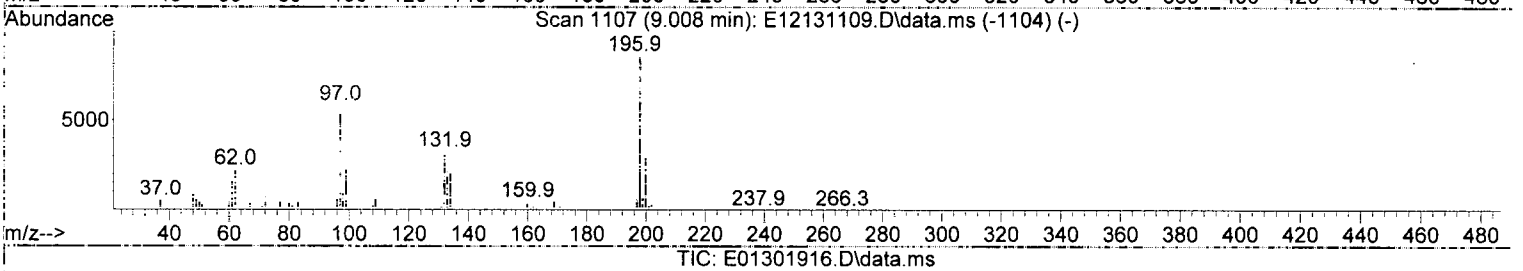

TIC: E01301916.D\data.ms

(38) 2,4,5-Trichlorophenol (T)

9.131min (-0.000) 79.94 ng/ml

response 5163

Ion	Exp%	Act%
195.90	100.00	100.00
197.90	96.30	87.47
199.90	32.40	33.06
0.00	0.00	0.00

Quantitation Report (Qedit)

Data Path : C:\msdchem\1\DATA\2019-01\9A30046\
Data File : E01301916.D
Acq On : 30 Jan 2019 8:13 pm
Operator : JK/ AMS /DTH
Sample : 9A30046-CAL3
Misc : 1x, A18L329@100
ALS Vial : 5 Sample Multiplier: 1
DataAcq Meth:SV5_AQUISITION.M

Quant Time: Jan 31 09:52:55 2019
Quant Method : C:\msdchem\1\METHODS\SV5_013019.M
Quant Title : EPA 8270D: Semivolatile Organics
QLast Update : Thu Jan 31 09:52:26 2019
Response via : Initial Calibration
InstName : SV-GCMS5

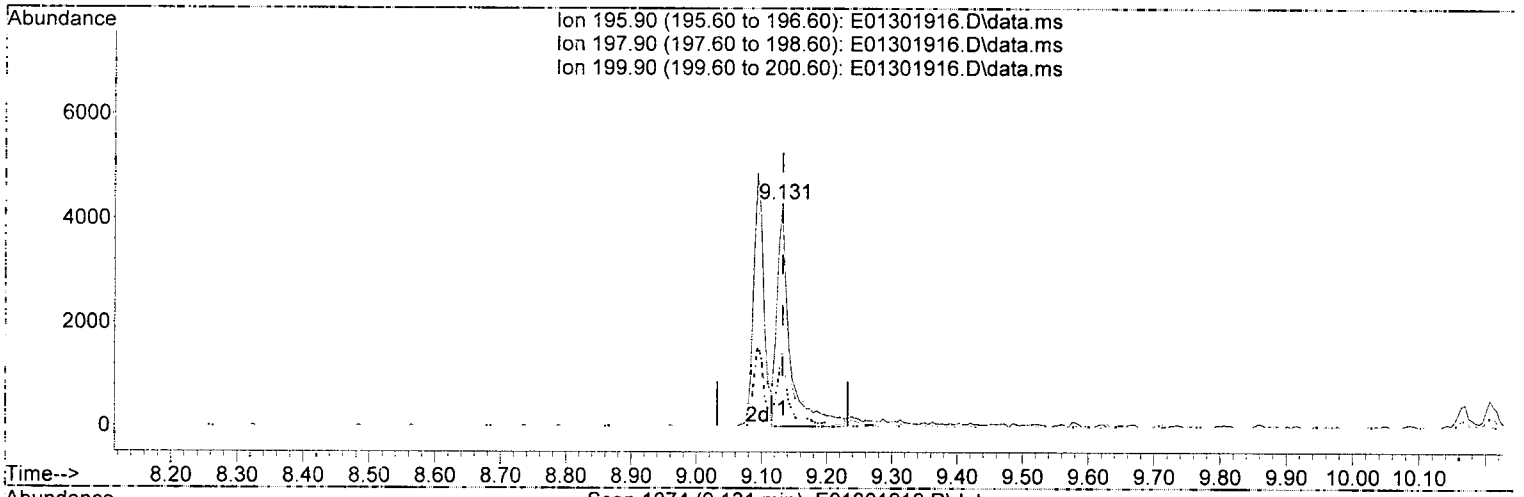

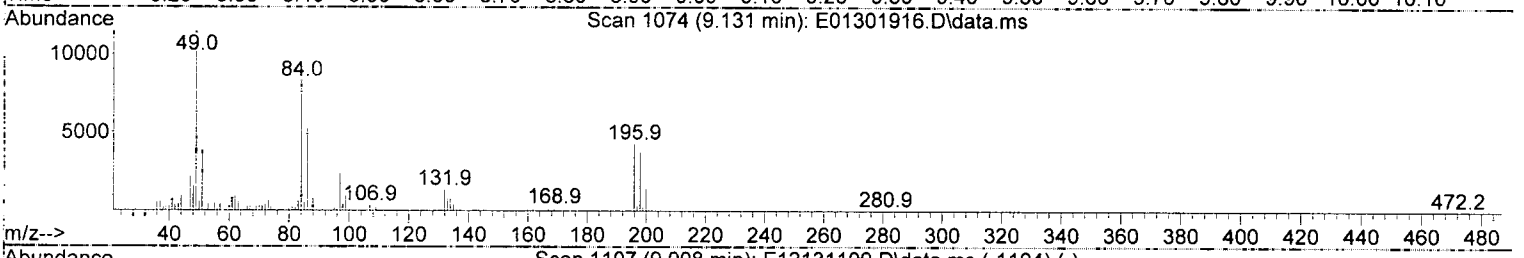

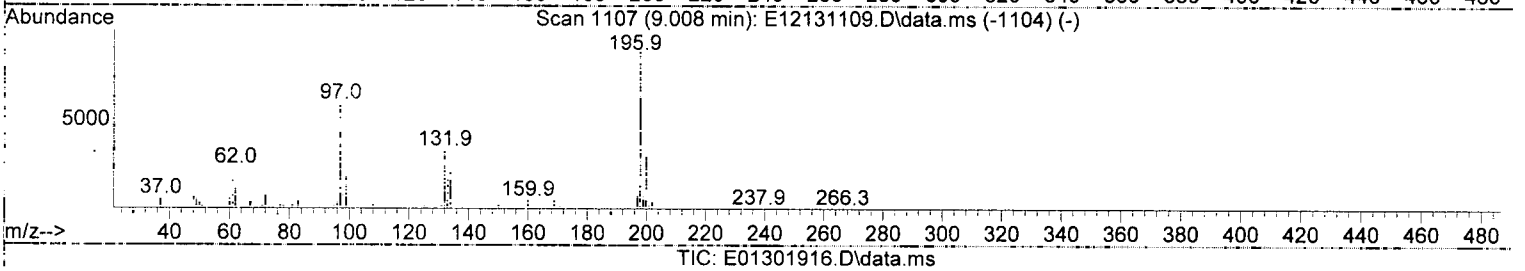

TIC: E01301916.D\data.ms

(38) 2,4,5-Trichlorophenol (T)

9.131min (-0.000) 91.76 ng/ml m

1/31/19

response 6051

Ion	Exp%	Act%
195.90	100.00	100.00
197.90	96.30	87.47
199.90	32.40	33.06
0.00	0.00	0.00

Quantitation Report (Qedit)

Data Path : C:\msdchem\1\DATA\2019-01\9A30046\
Data File : E01301916.D
Acq On : 30 Jan 2019 8:13 pm
Operator : JK/ AMS /DTH
Sample : 9A30046-CAL3
Misc : 1x, A18L329@100
ALS Vial : 5 Sample Multiplier: 1
DataAcq Meth:SV5_AQUISITION.M

Quant Time: Jan 31 09:52:55 2019
Quant Method : C:\msdchem\1\METHODS\SV5_013019.M
Quant Title : EPA 8270D: Semivolatile Organics
QLast Update : Thu Jan 31 09:52:26 2019
Response via : Initial Calibration
InstName : SV-GCMS5

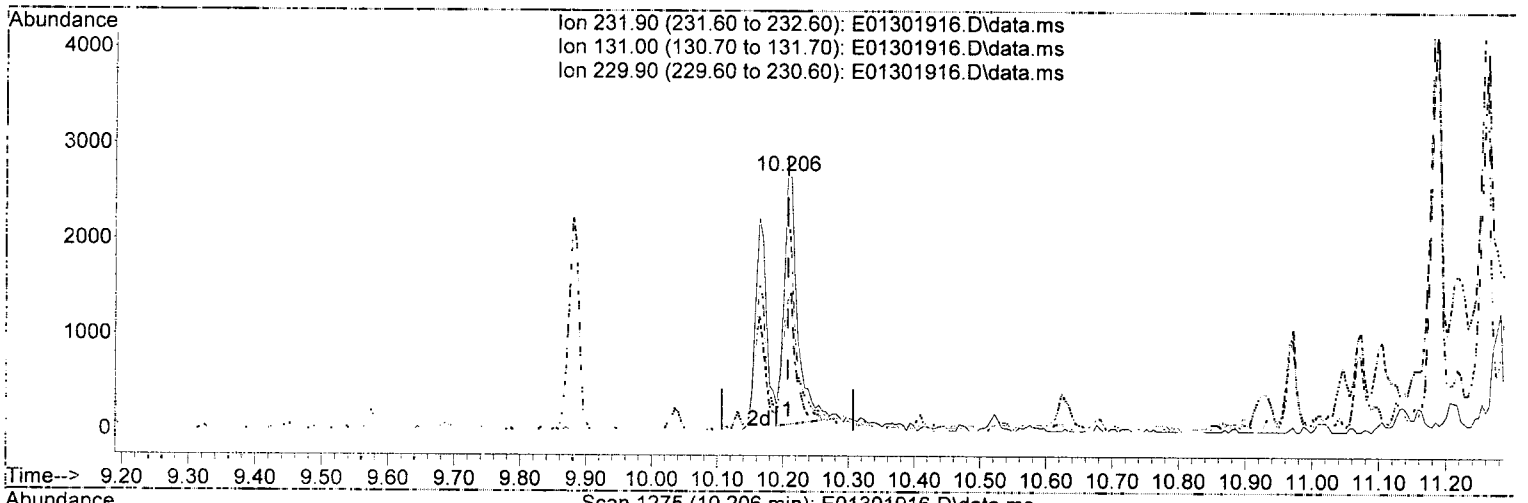

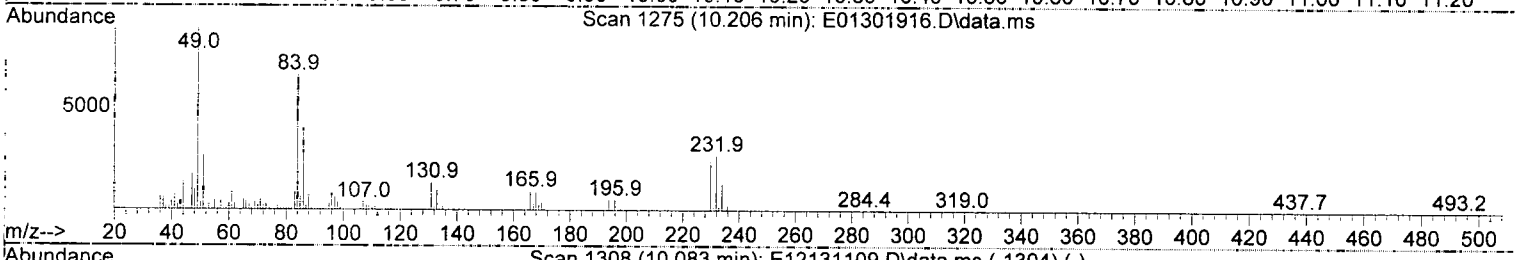

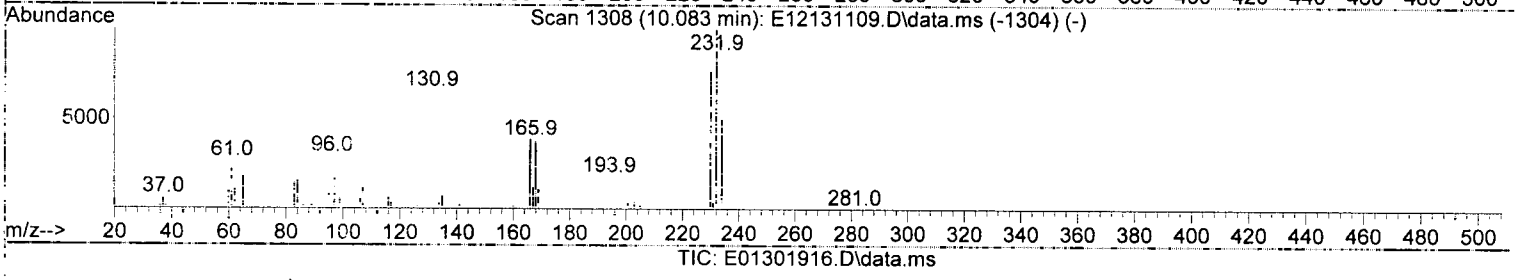

TIC: E01301916.D\data.ms

(57) 2,3,4,6-Tetrachlorophenol (T)

10.206min (-0.000) 84.51 ng/ml

response 3745

Ion	Exp%	Act%
231.90	100.00	100.00
131.00	61.50	50.43
229.90	79.80	86.85
0.00	0.00	0.00

Quantitation Report (Qedit)

Data Path : C:\msdchem\1\DATA\2019-01\9A30046\
Data File : E01301916.D
Acq On : 30 Jan 2019 8:13 pm
Operator : JK/ AMS /DTH
Sample : 9A30046-CAL3
Misc : 1x, A18L329@100
ALS Vial : 5 Sample Multiplier: 1
DataAcq Meth:SV5_AQUISITION.M

Quant Time: Jan 31 09:52:55 2019
Quant Method : C:\msdchem\1\METHODS\SV5_013019.M
Quant Title : EPA 8270D: Semivolatile Organics
QLast Update : Thu Jan 31 09:52:26 2019
Response via : Initial Calibration
InstName : SV-GCMS5

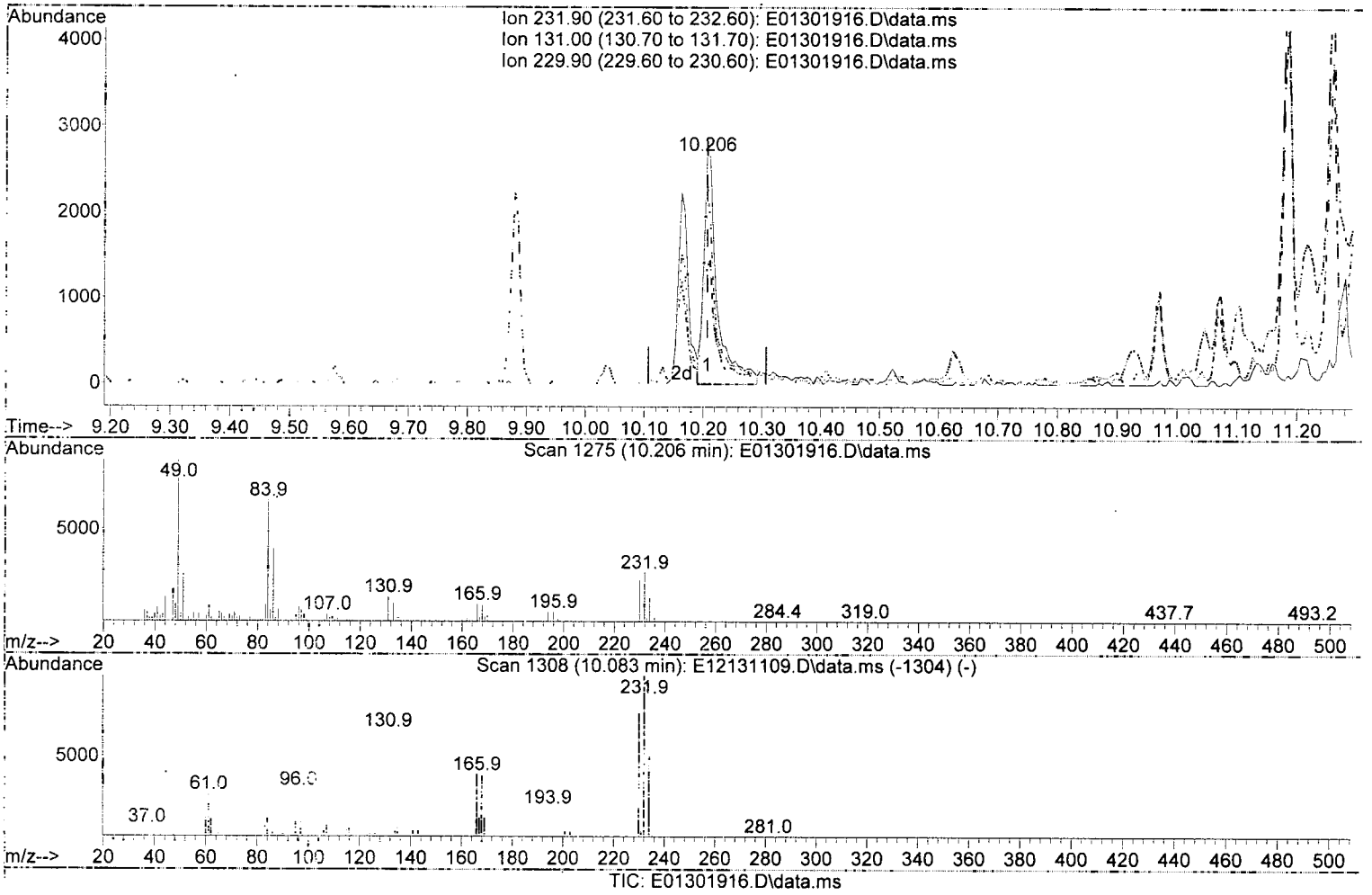

TIC: E01301916.D\data.ms

(57) 2,3,4,6-Tetrachlorophenol (T)

10.206min (-0.000) 93.09 ng/ml m

response 4318

Ion	Exp%	Act%
231.90	100.00	100.00
131.00	61.50	50.43
229.90	79.80	86.85
0.00	0.00	0.00

1/31/19

Quantitation Report (Not Reviewed)

Data Path : C:\msdchem\1\DATA\2019-01\9A30046\
Data File : E01301916.D
Acq On : 30 Jan 2019 8:13 pm
Operator : JK/ AMS /DTH
Sample : 9A30046-CAL3
Misc : 1x, A18L329@100
ALS Vial : 5 Sample Multiplier: 1
DataAcq Meth:SV5_AQUISITION.M

Quant Time: Jan 31 09:52:55 2019
Quant Method : C:\msdchem\1\METHODS\SV5_013019.M
Quant Title : EPA 8270D: Semivolatile Organics
QLast Update : Thu Jan 31 09:52:26 2019
Response via : Initial Calibration
InstName : SV-GCMS5

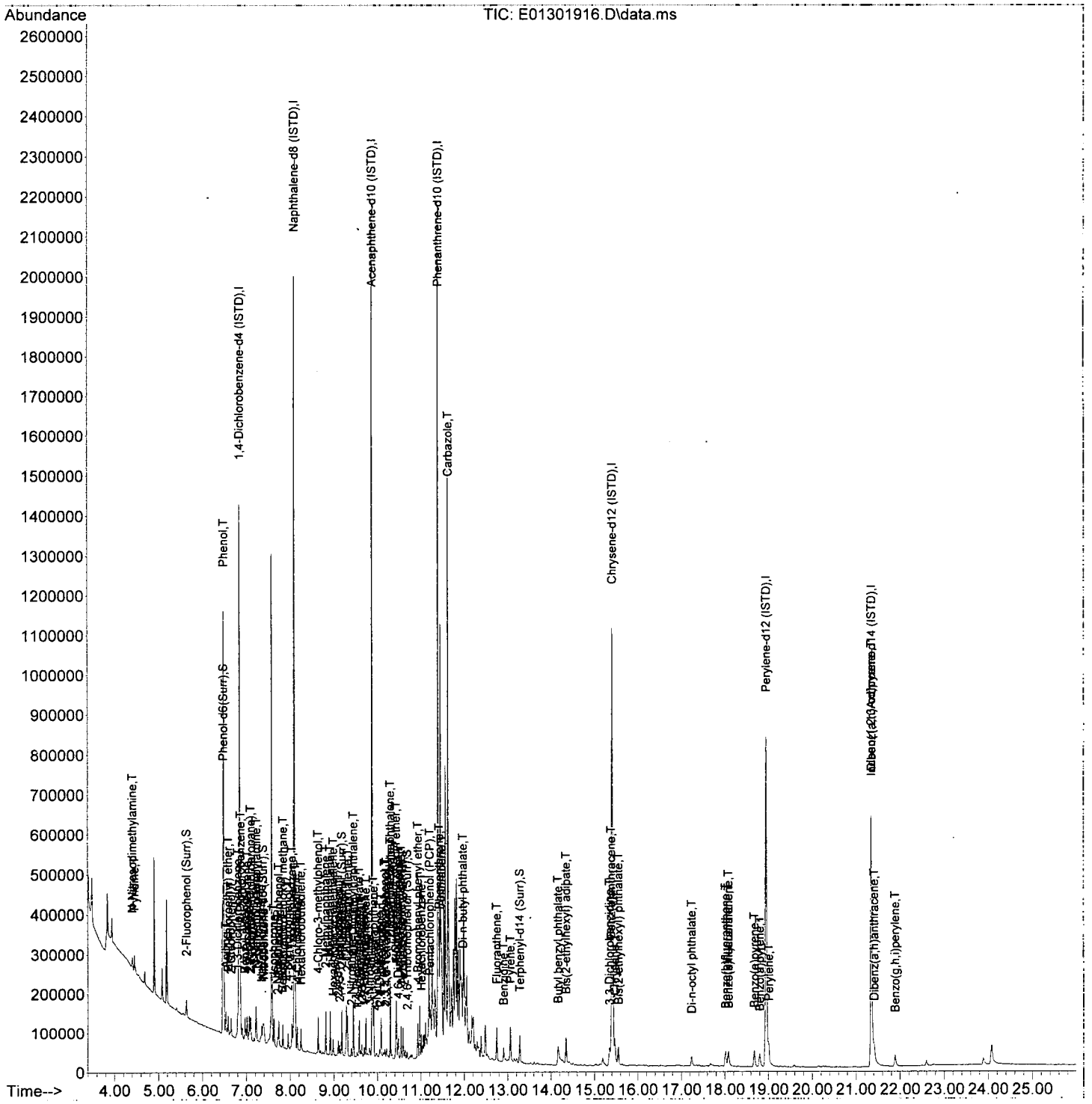

Quantitation Report (Not Reviewed)

Data Path : C:\msdchem\1\DATA\2019-01\9A30046\
Data File : E01301917.D
Acq On : 30 Jan 2019 8:50 pm
Operator : JK/ AMS /DTH
Sample : 9A30046-CAL4
Misc : 1x, A18L330@200
ALS Vial : 6 Sample Multiplier: 1
DataAcq Meth:SV5_AQUISITION.M

Quant Time: Jan 31 09:53:02 2019
Quant Method : C:\msdchem\1\METHODS\SV5_013019.M
Quant Title : EPA 8270D: Semivolatile Organics
QLast Update : Thu Jan 31 09:52:26 2019
Response via : Initial Calibration
InstName : SV-GCMS5

JK 1/31/19

Compound	R.T.	QIon	Response	Conc	Units	Dev(Min)
Internal Standards						
1) 1,4-Dichlorobenzene-d4...	6.847	152	290867	2000.00	ng/ml	0.00
21) Naphthalene-d8 (ISTD)	8.099	136	1128963	2000.00	ng/ml	0.00
35) Acenaphthene-d10 (ISTD)	9.880	162	497817	2000.00	ng/ml	0.00
64) Phenanthrene-d10 (ISTD)	11.399	188	851122	2000.00	ng/ml	0.00
78) Chrysene-d12 (ISTD)	15.411	240	721909	2000.00	ng/ml	0.00
86) Perylene-d12 (ISTD)	18.946	264	642441	2000.00	ng/ml	0.00
94) Dibenz(a,h)Anthrcene-d...	21.348	292	493160	2000.00	ng/ml	0.00
System Monitoring Compounds						
4) 2-Fluorophenol (Surr)	5.628	112	35753	203.19	ng/ml	0.00
5) Phenol-d6(Surr)	6.473	99	47985	209.76	ng/ml	0.00
19) Nitrobenzene-d5 (Surr)	7.377	82	38942	189.93	ng/ml	0.00
40) 2-Fluorobiphenyl (Surr)	9.179	172	77186	201.16	ng/ml	0.00
67) 2,4,6-Tribromophenol (...	10.682	330	5139	203.22	ng/ml	0.00
79) Terphenyl-d14 (Surr)	13.276	244	69836	213.79	ng/ml	0.00
Target Compounds						Qvalue
2) N-Nitrosodimethylamine	4.392	74	26607	211.04	ng/ml	93
3) Pyridine	4.441	79	42897	211.40	ng/ml	93
6) Phenol	6.484	94	50967	208.05	ng/ml	93
7) Aniline	6.526	93	63650	211.77	ng/ml	98
8) Bis(2-chloroethyl) ether	6.580	93	42294	205.69	ng/ml	96
9) 2-Chlorophenol	6.644	128	37904	196.82	ng/ml	97
10) 1,3-Dichlorobenzene	6.794	146	44104	191.30	ng/ml	97
11) 1,4-Dichlorobenzene	6.863	146	44829	190.86	ng/ml	99
12) Benzyl alcohol	6.965	108	21731	210.30	ng/ml	96
13) 1,2-Dichlorobenzene	7.013	146	42117	190.72	ng/ml	98
14) 2-Methylphenol	7.061	107	31237	204.73	ng/ml	98
15) 2,2'-Oxybis(1-Chloropr...	7.093	45	67804	242.80	ng/ml	98
16) N-Nitrosodi-n-propylamine	7.222	70	30932	216.14	ng/ml	96
17) 3+4-Methylphenol	7.211	107	38619	195.49	ng/ml	97
18) Hexachloroethane	7.345	117	16252	197.18	ng/ml	84
20) Nitrobenzene	7.393	77	41375	202.98	ng/ml	96
22) Isophorone	7.623	82	76306	207.85	ng/ml	99
23) 2-Nitrophenol	7.714	139	12965	131.64	ng/ml	91
24) 2,4-Dimethylphenol	7.735	122	32468	200.53	ng/ml	96
25) Bis(2-chloroethoxy) me...	7.832	93	48550	206.85	ng/ml	99
26) Benzoic acid	7.810	105	538	846.50	ng/ml	92
27) 2,4-Dichlorophenol	7.944	162	23291	163.25	ng/ml	99
28) 1,2,4-Trichlorobenzene	8.035	180	31882	190.55	ng/ml	95
29) Naphthalene	8.115	128	122429	198.73	ng/ml	99
30) 4-Chloroaniline	8.158	127	39584	174.79	ng/ml	98
31) Hexachlorobutadiene	8.243	225	15189	184.81	ng/ml	99
32) 4-Chloro-3-methylphenol	8.634	107	22255	177.28	ng/ml	78
33) 2-Methylnaphthalene	8.810	142	76316	189.90	ng/ml	97
34) 1-Methylnaphthalene	8.912	142	72918	186.29	ng/ml	97
36) Hexachlorocyclopentadiene	8.982	237	12226	189.50	ng/ml	94
37) 2,4,6-Trichlorophenol	9.094	196	12662	175.88	ng/ml	97
38) 2,4,5-Trichlorophenol	9.131	196	12964	175.26	ng/ml	98
39) 1,1'-Biphenyl	9.281	154	88511	201.52	ng/ml	98
41) 2-Chloronaphthalene	9.308	162	63199	200.94	ng/ml	98
42) 2-Nitroaniline	9.399	138	12071	111.12	ng/ml	98

See MJ

Quantitation Report (Not Reviewed)

Data Path : C:\msdchem\1\DATA\2019-01\9A30046\
Data File : E01301917.D
Acq On : 30 Jan 2019 8:50 pm
Operator : JK/ AMS /DTH
Sample : 9A30046-CAL4
Misc : 1x, A18L330@200
ALS Vial : 6 Sample Multiplier: 1
DataAcq Meth:SV5_AQUISITION.M

Quant Time: Jan 31 09:53:02 2019
Quant Method : C:\msdchem\1\METHODS\SV5_013019.M
Quant Title : EPA 8270D: Semivolatile Organics
QLast Update : Thu Jan 31 09:52:26 2019
Response via : Initial Calibration
InstName : SV-GCMS5

	Compound	R.T.	QIon	Response	Conc	Units	Dev(Min)
43)	2,6-Dimethylnaphthalene	9.441	156	61710	201.24	ng/ml	99
44)	1,4-Dinitrobenzene	9.527	168	3705	75.97	ng/ml	93
45)	Dimethyl phthalate	9.575	163	63042	180.98	ng/ml	99
46)	1,3-Dinitrobenzene	9.607	168	5323	97.57	ng/ml	96
47)	2,6-Dinitrotoluene	9.639	165	10458	132.30	ng/ml	97
48)	1,2-Dinitrobenzene	9.698	168	4275	123.99	ng/ml	88
49)	Acenaphthylene	9.730	152	100207	201.39	ng/ml	99
50)	3-Nitroaniline	9.816	138	12489	138.41	ng/ml	94
51)	Acenaphthene	9.912	153	67960	197.59	ng/ml	99
52)	2,4-Dinitrophenol	9.923	184	686	185.31	ng/ml	69
53)	4-Nitrophenol	9.971	139	6776	171.64	ng/ml	89
54)	2,4-Dinitrotoluene	10.051	165	11280	112.41	ng/ml	95
55)	Dibenzofuran	10.083	168	85176	188.87	ng/ml	90
56)	2,3,5,6-Tetrachlorophenol	10.164	232	7669	157.36	ng/ml	95
57)	2,3,4,6-Tetrachlorophenol	10.206	232	9650	166.04	ng/ml	97
58)	Diethyl phthalate	10.292	149	64179	184.32	ng/ml	97
59)	2,3,5-Trimethylnaphtha...	10.292	170	54877	195.96	ng/ml	98
60)	Fluorene	10.436	166	69347	192.31	ng/ml	99
61)	4-Chlorophenyl phenyl ...	10.426	204	29765	190.29	ng/ml	91
62)	4-Nitroaniline	10.436	138	13118	141.64	ng/ml	82
63)	4,6-Dinitro-2-methylph...	10.474	198	1644	110.99	ng/ml	91
65)	N-Nitrosodiphenylamine	10.543	169	55485	201.93	ng/ml	97
66)	Azobenzene (1,2-DPH)	10.586	77	76986	231.83	ng/ml	98
68)	4-Bromophenyl phenyl e...	10.928	248	15771	214.87	ng/ml	94
69)	Hexachlorobenzene	11.009	284	15793	208.42	ng/ml	98
70)	Pentachlorophenol (PCP)	11.201	266	4272	168.33	ng/ml	94
71)	Phenanthrene	11.420	178	96988	196.59	ng/ml	100
72)	Anthracene	11.474	178	99476	208.60	ng/ml	100
73)	Carbazole	11.629	167	91479	218.42	ng/ml	99
74)	Di-n-butyl phthalate	11.966	149	111961	217.89	ng/ml	98
75)	Fluoranthene	12.742	202	98210	207.00	ng/ml	97
76)	Benzidine	12.902	184	37500	215.15	ng/ml	96
77)	Pyrene	13.057	202	100024	204.57	ng/ml	99
80)	Butyl benzyl phthalate	14.154	149	38485	204.24	ng/ml	98
81)	Bis(2-ethylhexyl) adipate	14.341	129	40129	203.48	ng/ml	99
82)	3,3-Dichlorobenzidine	15.341	252	43713	409.50	ng/ml	99
83)	Benz(a)anthracene	15.384	228	79592	191.12	ng/ml	98
84)	Chrysene	15.469	228	77934	197.85	ng/ml	98
85)	Bis(2-ethylhexyl) phth...	15.544	149	50647	165.05	ng/ml	98
87)	Di-n-octyl phthalate	17.234	149	63652	215.44	ng/ml	95
88)	Benzo(b)fluoranthene	18.015	252	66187	204.64	ng/ml	98
89)	Benzo(k)fluoranthene	18.085	252	67887	203.84	ng/ml	98
90)	Benzo(b+k)fluoranthene	18.015	252	141743	409.23	ng/ml	99
91)	Benzo(e)pyrene	18.673	252	68515	206.91	ng/ml	99
92)	Benzo(a)pyrene	18.796	252	58935	199.15	ng/ml	99
93)	Perylene	19.000	252	70185	190.82	ng/ml	99
95)	Indeno(1,2,3-cd)pyrene	21.342	276	51991	171.67	ng/ml	92
96)	Dibenz(a,h)anthracene	21.412	278	48121	166.21	ng/ml	98
97)	Benzo(g,h,i)perylene	21.888	276	53734	176.15	ng/ml	87

(#) = qualifier out of range (m) = manual integration (+) = signals summed

Quantitation Report (Qedit)

Data Path : C:\msdchem\1\DATA\2019-01\9A30046\
Data File : E01301917.D
Acq On : 30 Jan 2019 8:50 pm
Operator : JK/ AMS /DTH
Sample : 9A30046-CAL4
Misc : 1x, A18L330@200
ALS Vial : 6 Sample Multiplier: 1
DataAcq Meth:SV5_AQUISITION.M

Quant Time: Jan 31 09:53:02 2019
Quant Method : C:\msdchem\1\METHODS\SV5_013019.M
Quant Title : EPA 8270D: Semivolatile Organics
QLast Update : Thu Jan 31 09:52:26 2019
Response via : Initial Calibration
InstName : SV-GCMS5

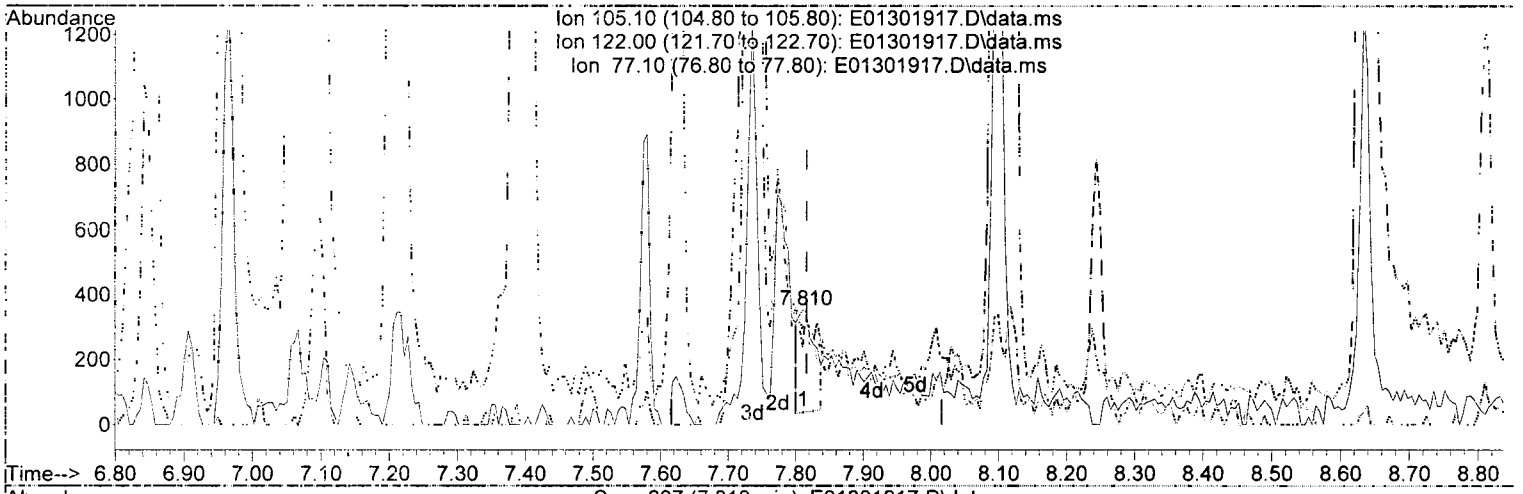

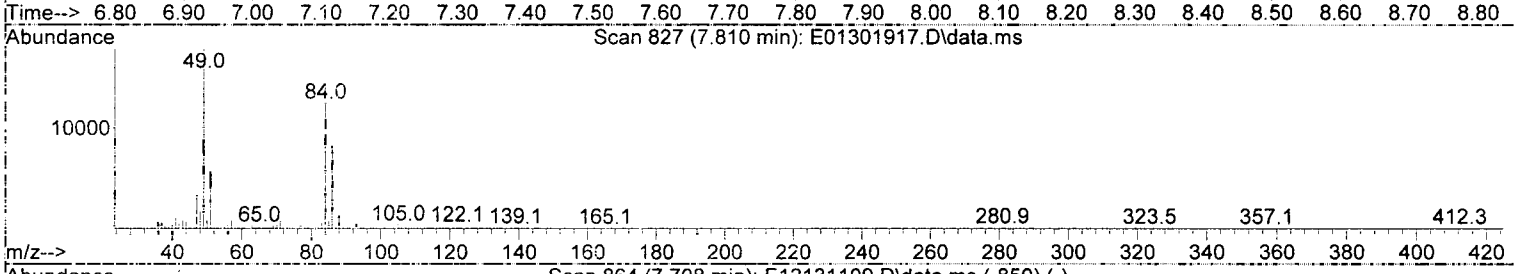

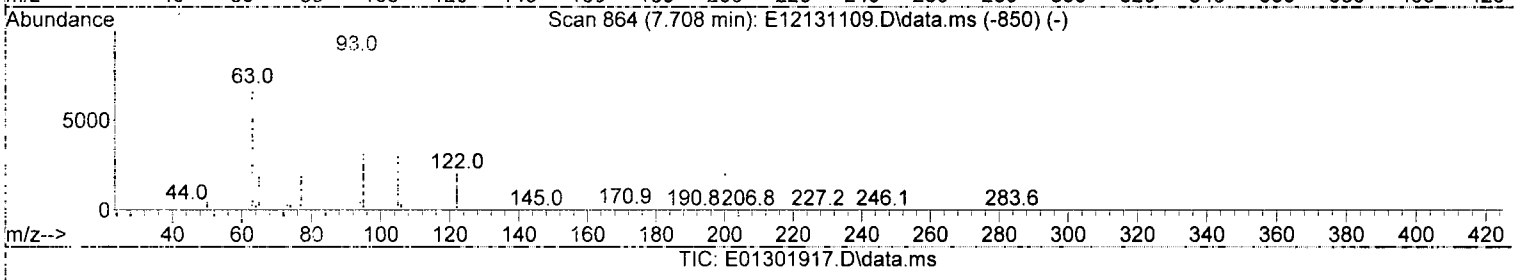

TIC: E01301917.D\data.ms

(26) Benzoic acid (T)

7.810min (-0.005) 846.50 ng/ml

response 538

Ion	Exp%	Act%
105.10	100.00	100.00
122.00	79.60	66.76
77.10	85.50	83.24
0.00	0.00	0.00

Quantitation Report (Qedit)

Data Path : C:\msdchem\1\DATA\2019-01\9A30046\
Data File : E01301917.D
Acq On : 30 Jan 2019 8:50 pm
Operator : JK/ AMS /DTH
Sample : 9A30046-CAL4
Misc : 1x, A18L330@200
ALS Vial : 6 Sample Multiplier: 1
DataAcq Meth:SV5_AQUISITION.M

Quant Time: Jan 31 09:53:02 2019
Quant Method : C:\msdchem\1\METHODS\SV5_013019.M
Quant Title : EPA 8270D: Semivolatile Organics
QLast Update : Thu Jan 31 09:52:26 2019
Response via : Initial Calibration
InstName : SV-GCMS5

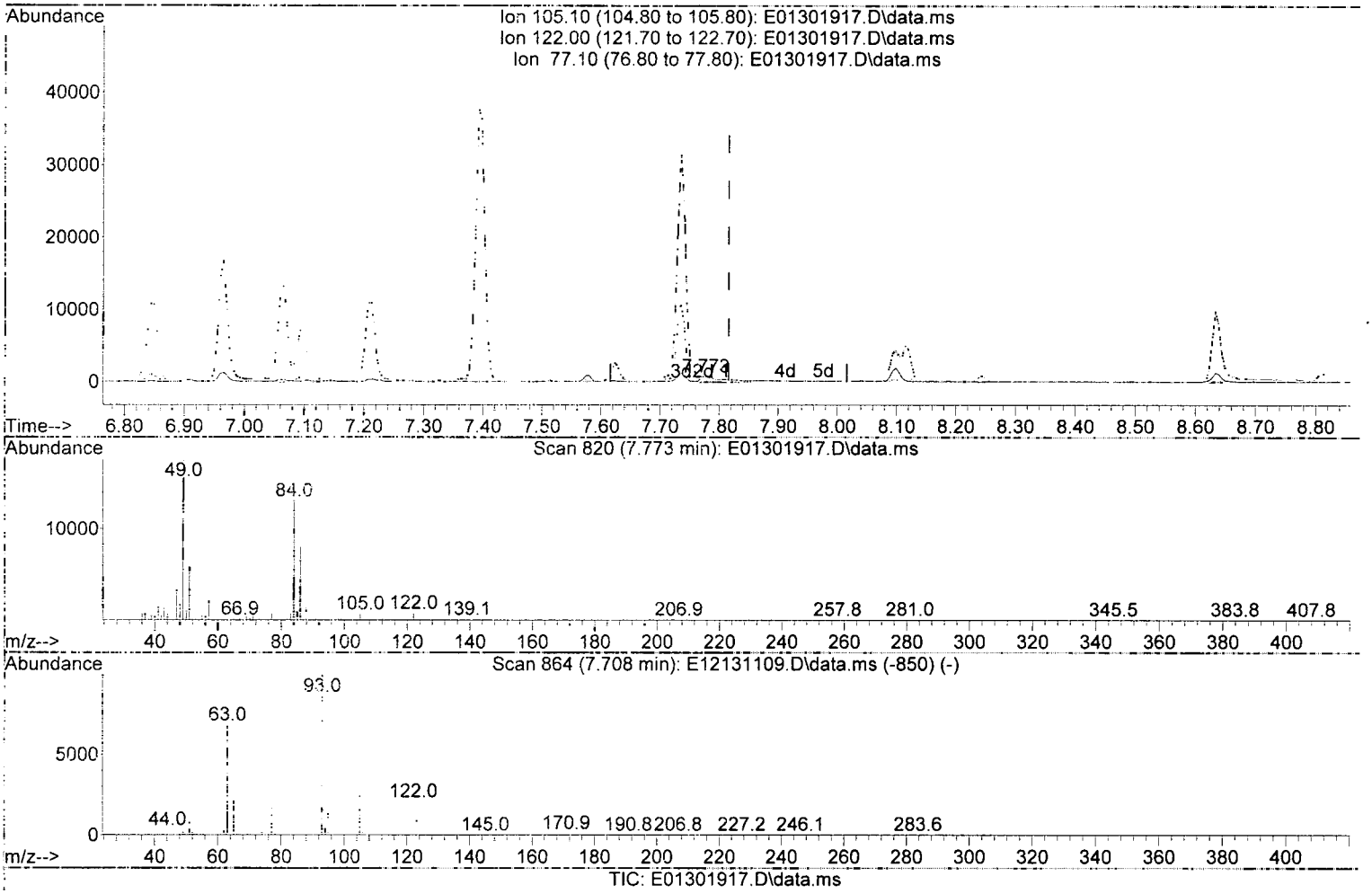

(26) Benzoic acid (T)

7.773min (-0.043) 861.74 ng/ml (m) 1/31/19

response 2001

Ion	Exp%	Act%
105.10	100.00	100.00
122.00	79.60	110.73#
77.10	85.50	106.21
0.00	0.00	0.00

Quantitation Report (Not Reviewed)

Data Path : C:\msdchem\1\DATA\2019-01\9A30046\
Data File : E01301917.D
Acq On : 30 Jan 2019 8:50 pm
Operator : JK/ AMS /DTH
Sample : 9A30046-CAL4
Misc : 1x, A18L330@200
ALS Vial : 6 Sample Multiplier: 1
DataAcq Meth:SV5_AQUISITION.M

Quant Time: Jan 31 09:53:02 2019
Quant Method : C:\msdchem\1\METHODS\SV5_013019.M
Quant Title : EPA 8270D: Semivolatile Organics
QLast Update : Thu Jan 31 09:52:26 2019
Response via : Initial Calibration
InstName : SV-GCMS5

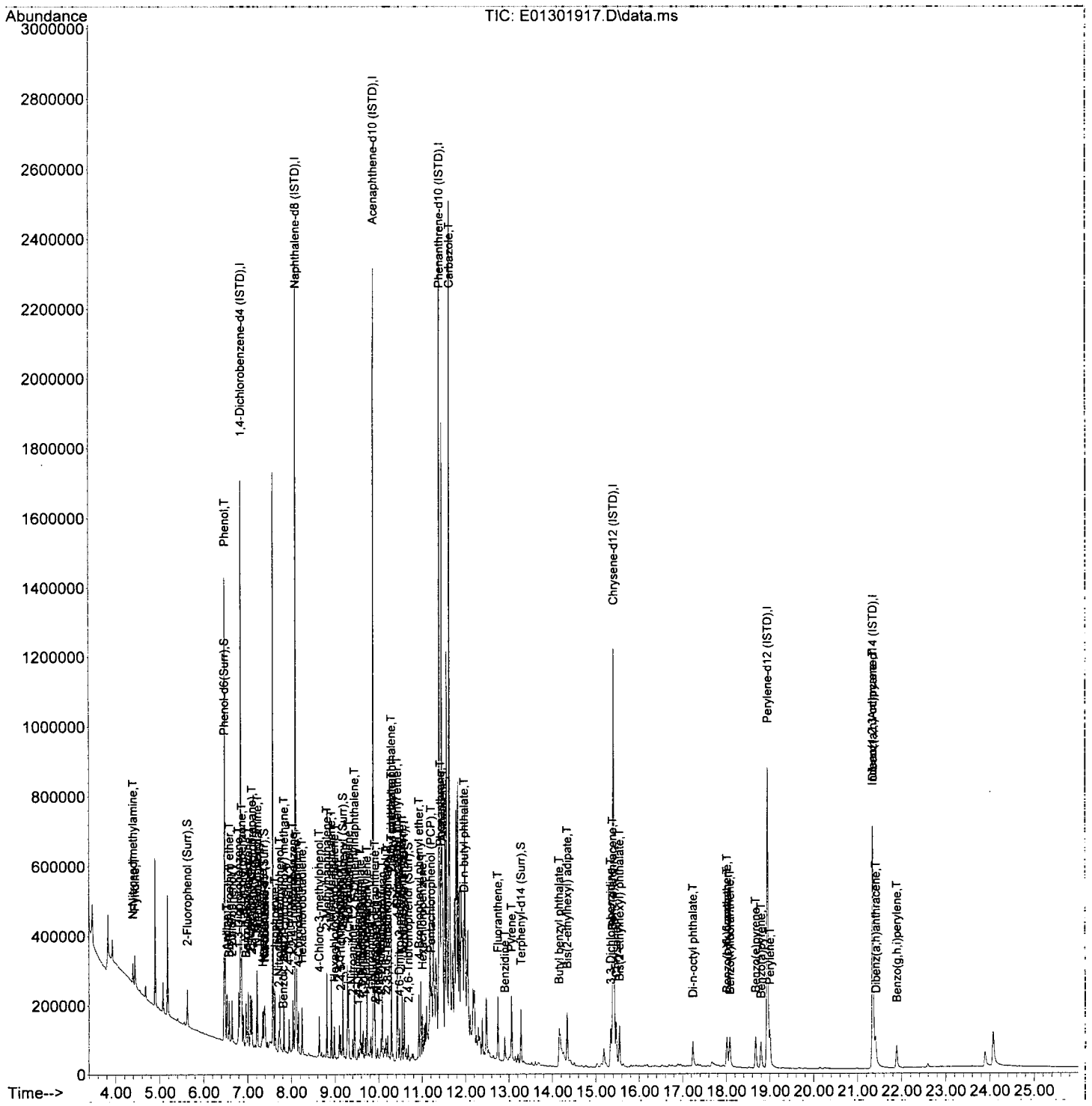

Quantitation Report (Not Reviewed)

Data Path : C:\msdchem\1\DATA\2019-01\9A30046\
Data File : E01301918.D
Acq On : 30 Jan 2019 9:26 pm
Operator : JK/ AMS /DTH
Sample : 9A30046-CAL5
Misc : 1x, A18L331@500
ALS Vial : 7 Sample Multiplier: 1
DataAcq Meth:SV5_AQUISITION.M

Quant Time: Jan 31 09:53:08 2019
Quant Method : C:\msdchem\1\METHODS\SV5_013019.M
Quant Title : EPA 8270D: Semivolatile Organics
QLast Update : Thu Jan 31 09:52:26 2019
Response via : Initial Calibration
InstName : SV-GCMS5

JK 1/31/19

Compound	R.T.	QIon	Response	Conc	Units	Dev(Min)
Internal Standards						
1) 1,4-Dichlorobenzene-d4...	6.847	152	282130	2000.00	ng/ml	0.00
21) Naphthalene-d8 (ISTD)	8.099	136	1119185	2000.00	ng/ml	0.00
35) Acenaphthene-d10 (ISTD)	9.880	162	509897	2000.00	ng/ml	0.00
64) Phenanthrene-d10 (ISTD)	11.399	188	935268	2000.00	ng/ml	0.00
78) Chrysene-d12 (ISTD)	15.416	240	839042	2000.00	ng/ml	0.00
86) Perylene-d12 (ISTD)	18.951	264	760928	2000.00	ng/ml	0.00
94) Dibenz(a,h)Anthrcene-d...	21.348	292	615052	2000.00	ng/ml	0.00
System Monitoring Compounds						
4) 2-Fluorophenol (Surr)	5.628	112	92637	542.77	ng/ml	0.00
5) Phenol-d6(Surr)	6.473	99	124633	561.68	ng/ml	0.00
19) Nitrobenzene-d5 (Surr)	7.377	82	116738	587.00	ng/ml	0.00
40) 2-Fluorobiphenyl (Surr)	9.179	172	198705	505.58	ng/ml	0.00
67) 2,4,6-Tribromophenol (...	10.682	330	17303	589.77	ng/ml	0.00
79) Terphenyl-d14 (Surr)	13.277	244	202060	532.22	ng/ml	0.00
Target Compounds						Qvalue
2) N-Nitrosodimethylamine	4.387	74	68738	562.11	ng/ml	89
3) Pyridine	4.430	79	111106	564.50	ng/ml	96
6) Phenol	6.484	94	128306	539.97	ng/ml	93
7) Aniline	6.527	93	159299	546.41	ng/ml	97
8) Bis(2-chloroethyl) ether	6.580	93	105210	527.51	ng/ml	96
9) 2-Chlorophenol	6.644	128	97220	520.45	ng/ml	99
10) 1,3-Dichlorobenzene	6.794	146	108871	486.86	ng/ml	98
11) 1,4-Dichlorobenzene	6.864	146	111060	487.49	ng/ml	99
12) Benzyl alcohol	6.965	108	59139	540.17	ng/ml	93
13) 1,2-Dichlorobenzene	7.013	146	104161	486.29	ng/ml	97
14) 2-Methylphenol	7.067	107	81540	550.97	ng/ml	99
15) 2,2'-Oxybis(1-Chloropr...	7.093	45	168498	622.05	ng/ml	96
16) N-Nitrosodi-n-propylamine	7.222	70	81082	584.12	ng/ml	96
17) 3+4-Methylphenol	7.211	107	104697	546.40	ng/ml	94
18) Hexachloroethane	7.345	117	40316	504.28	ng/ml	86
20) Nitrobenzene	7.393	77	109635	554.52	ng/ml	95
22) Isophorone	7.623	82	203487	559.11	ng/ml	99
23) 2-Nitrophenol	7.714	139	40651	416.35	ng/ml	91
24) 2,4-Dimethylphenol	7.735	122	87099	542.65	ng/ml	95
25) Bis(2-chloroethoxy) me...	7.832	93	126251	542.59	ng/ml	98
26) Benzoic acid	7.789	105	24058	1091.25	ng/ml	94
27) 2,4-Dichlorophenol	7.949	162	66479	470.03	ng/ml	100
28) 1,2,4-Trichlorobenzene	8.040	180	78967	476.08	ng/ml	95
29) Naphthalene	8.120	128	307927	504.19	ng/ml	98
30) 4-Chloroaniline	8.158	127	102663	457.29	ng/ml	97
31) Hexachlorobutadiene	8.243	225	38478	472.27	ng/ml	99
32) 4-Chloro-3-methylphenol	8.634	107	69673	497.87	ng/ml	94
33) 2-Methylnaphthalene	8.810	142	195835	491.55	ng/ml	97
34) 1-Methylnaphthalene	8.912	142	188716	486.34	ng/ml	98
36) Hexachlorocyclopentadiene	8.982	237	34778	526.29	ng/ml	96
37) 2,4,6-Trichlorophenol	9.094	196	39573	479.41	ng/ml	99
38) 2,4,5-Trichlorophenol	9.126	196	40483	506.08	ng/ml	97
39) 1,1'-Biphenyl	9.281	154	230563	512.49	ng/ml	99
41) 2-Chloronaphthalene	9.308	162	163765	508.35	ng/ml	100
42) 2-Nitroaniline	9.404	138	43914	394.68	ng/ml	89

Quantitation Report (Not Reviewed)

Data Path : C:\msdchem\1\DATA\2019-01\9A30046\
Data File : E01301918.D
Acq On : 30 Jan 2019 9:26 pm
Operator : JK/ AMS /DTH
Sample : 9A30046-CAL5
Misc : 1x, A18L331@500
ALS Vial : 7 Sample Multiplier: 1
DataAcq Meth:SV5_AQUISITION.M

Quant Time: Jan 31 09:53:08 2019
Quant Method : C:\msdchem\1\METHODS\SV5_013019.M
Quant Title : EPA 8270D: Semivolatile Organics
QLast Update : Thu Jan 31 09:52:26 2019
Response via : Initial Calibration
InstName : SV-GCMS5

Compound	R.T.	QIon	Response	Conc	Units	Dev(Min)
43) 2,6-Dimethylnaphthalene	9.442	156	161748	514.96	ng/ml	97
44) 1,4-Dinitrobenzene	9.532	168	15009	300.45	ng/ml	87
45) Dimethyl phthalate	9.581	163	175061	490.67	ng/ml	100
46) 1,3-Dinitrobenzene	9.613	168	21039	376.51	ng/ml	92
47) 2,6-Dinitrotoluene	9.639	165	35146	434.09	ng/ml	95
48) 1,2-Dinitrobenzene	9.698	168	15598	441.67	ng/ml	85
49) Acenaphthylene	9.730	152	268456	526.73	ng/ml	99
50) 3-Nitroaniline	9.816	138	40839	441.89	ng/ml	94
51) Acenaphthene	9.912	153	176086	499.84	ng/ml	99
52) 2,4-Dinitrophenol	9.923	184	4803	303.29	ng/ml	93
53) 4-Nitrophenol	9.971	139	27714	474.08	ng/ml	87
54) 2,4-Dinitrotoluene	10.051	165	41590	404.63	ng/ml	97
55) Dibenzofuran	10.083	168	231005	500.10	ng/ml	92
56) 2,3,5,6-Tetrachlorophenol	10.164	232	28568	467.61	ng/ml	95
57) 2,3,4,6-Tetrachlorophenol	10.206	232	33782	497.12	ng/ml	96
58) Diethyl phthalate	10.297	149	182306	511.19	ng/ml	96
59) 2,3,5-Trimethylnaphtha...	10.292	170	148844	518.92	ng/ml	97
60) Fluorene	10.436	166	189023	511.77	ng/ml	100
61) 4-Chlorophenyl phenyl ...	10.426	204	81475	508.54	ng/ml	91
62) 4-Nitroaniline	10.436	138	45265	477.18	ng/ml	84
63) 4,6-Dinitro-2-methylph...	10.474	198	10218	285.80	ng/ml	91
65) N-Nitrosodiphenylamine	10.543	169	159639	528.72	ng/ml	97
66) Azobenzene (1,2-DPH)	10.586	77	223701	613.02	ng/ml	98
68) 4-Bromophenyl phenyl e...	10.923	248	44122	547.04	ng/ml	95
69) Hexachlorobenzene	11.009	284	42972	516.08	ng/ml	95
70) Pentachlorophenol (PCP)	11.201	266	18186	451.52	ng/ml	97
71) Phenanthrene	11.421	178	271509	500.82	ng/ml	99
72) Anthracene	11.474	178	280169	534.65	ng/ml	99
73) Carbazole	11.629	167	257322	559.12	ng/ml	99
74) Di-n-butyl phthalate	11.966	149	318442	563.97	ng/ml	99
75) Fluoranthene	12.742	202	281703	540.32	ng/ml	97
76) Benzidine	12.902	184	152834	608.56	ng/ml	95
77) Pyrene	13.063	202	285718	531.77	ng/ml	99
80) Butyl benzyl phthalate	14.154	149	124269	516.51	ng/ml	98
81) Bis(2-ethylhexyl) adipate	14.341	129	118447	516.75	ng/ml	97
82) 3,3-Dichlorobenzidine	15.346	252	145270	1106.24	ng/ml	99
83) Benz(a)anthracene	15.389	228	236770	489.18	ng/ml	98
84) Chrysene	15.469	228	232271	507.34	ng/ml	99
85) Bis(2-ethylhexyl) phth...	15.544	149	168525	472.51	ng/ml	98
87) Di-n-octyl phthalate	17.235	149	245753	538.14	ng/ml	98
88) Benzo(b)fluoranthene	18.015	252	209622	528.78	ng/ml	99
89) Benzo(k)fluoranthene	18.085	252	210325	517.81	ng/ml	97
90) Benzo(b+k)fluoranthene	18.085	252	437476	1037.22	ng/ml	97
91) Benzo(e)pyrene	18.679	252	211572	539.44	ng/ml	100
92) Benzo(a)pyrene	18.796	252	193455	529.09	ng/ml	98
93) Perylene	19.005	252	216816	497.70	ng/ml	99
95) Indeno(1,2,3-cd)pyrene	21.348	276	166318	440.34	ng/ml	95
96) Dibenz(a,h)anthracene	21.412	278	156689	433.95	ng/ml	97
97) Benzo(g,h,i)perylene	21.888	276	175449	461.18	ng/ml	88

(#) = qualifier out of range (m) = manual integration (+) = signals summed

Quantitation Report (Not Reviewed)

Data Path : C:\msdchem\1\DATA\2019-01\9A30046\
Data File : E01301918.D
Acq On : 30 Jan 2019 9:26 pm
Operator : JK/ AMS /DTH
Sample : 9A30046-CAL5
Misc : 1x, A18L331@500
ALS Vial : 7 Sample Multiplier: 1
DataAcq Meth:SV5_AQUISITION.M

Quant Time: Jan 31 09:53:08 2019
Quant Method : C:\msdchem\1\METHODS\SV5_013019.M
Quant Title : EPA 8270D: Semivolatile Organics
QLast Update : Thu Jan 31 09:52:26 2019
Response via : Initial Calibration
InstName : SV-GCMS5

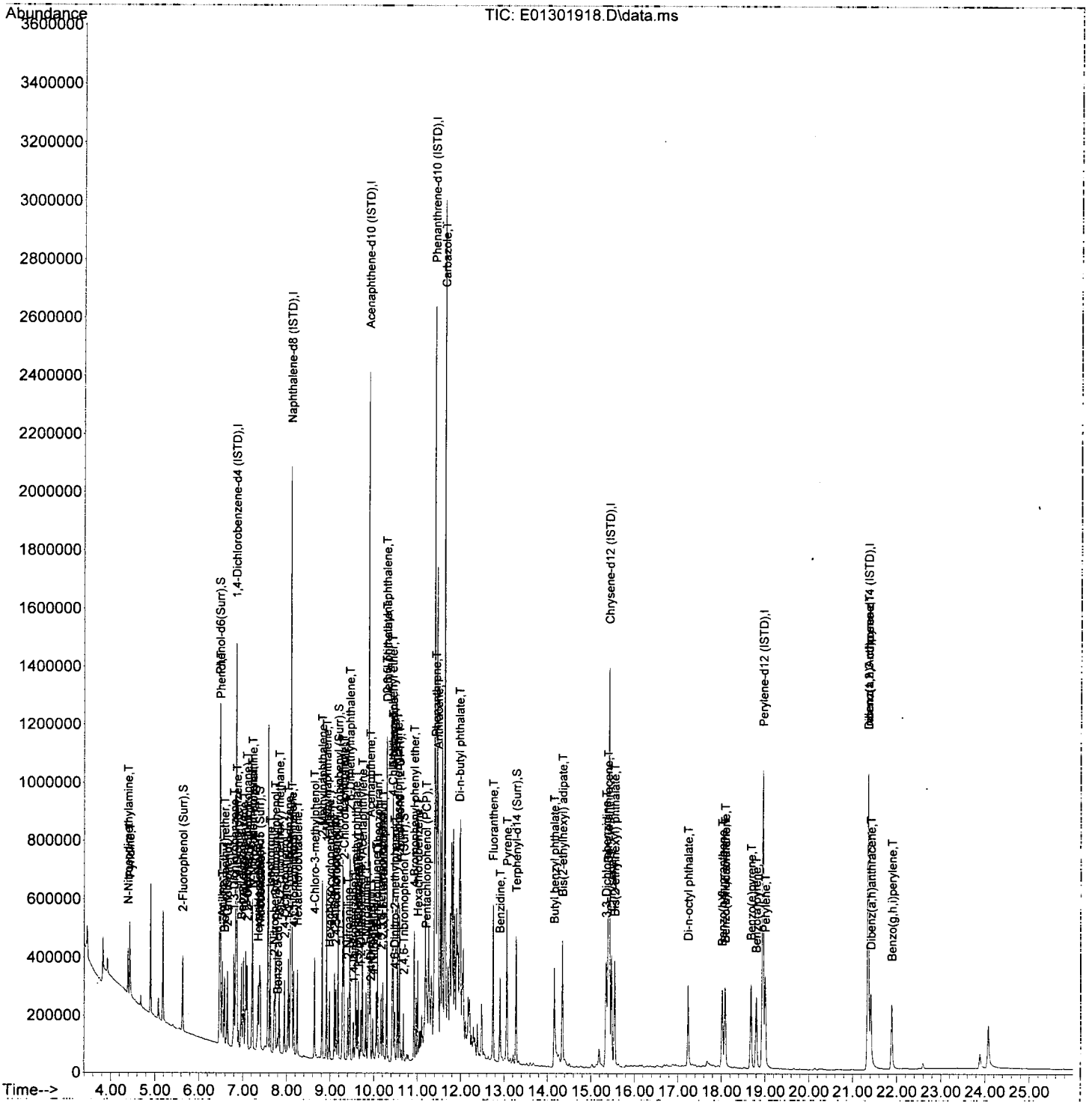

Quantitation Report (Not Reviewed)

Data Path : C:\msdchem\1\DATA\2019-01\9A30046\
Data File : E01301919.D
Acq On : 30 Jan 2019 10:02 pm
Operator : JK/ AMS /DTH
Sample : 9A30046-CAL6
Misc : 1x, A18L332@1000
ALS Vial : 8 Sample Multiplier: 1
DataAcq Meth:SV5_AQUISITION.M

Quant Time: Jan 31 09:53:13 2019
Quant Method : C:\msdchem\1\METHODS\SV5_013019.M
Quant Title : EPA 8270D: Semivolatile Organics
QLast Update : Thu Jan 31 09:52:26 2019
Response via : Initial Calibration
InstName : SV-GCMS5

JJK 1/31/19

Compound	R.T.	QIon	Response	Conc	Units	Dev(Min)
Internal Standards						
1) 1,4-Dichlorobenzene-d4...	6.848	152	286436	2000.00	ng/ml	0.00
21) Naphthalene-d8 (ISTD)	8.099	136	1096117	2000.00	ng/ml	0.00
35) Acenaphthene-d10 (ISTD)	9.880	162	493423	2000.00	ng/ml	0.00
64) Phenanthrene-d10 (ISTD)	11.399	188	840808	2000.00	ng/ml	0.00
78) Chrysene-d12 (ISTD)	15.416	240	707423	2000.00	ng/ml	0.00
86) Perylene-d12 (ISTD)	18.951	264	630113	2000.00	ng/ml	0.00
94) Dibenz(a,h)Anthrcene-d...	21.348	292	502143	2000.00	ng/ml	0.00
System Monitoring Compounds						
4) 2-Fluorophenol (Surr)	5.628	112	186079	1073.87	ng/ml	0.00
5) Phenol-d6(Surr)	6.473	99	244299	1084.42	ng/ml	0.00
19) Nitrobenzene-d5 (Surr)	7.377	82	210602	1043.06	ng/ml	0.00
40) 2-Fluorobiphenyl (Surr)	9.180	172	371894	977.83	ng/ml	0.00
67) 2,4,6-Tribromophenol (...	10.682	330	33163	1220.16	ng/ml	0.00
79) Terphenyl-d14 (Surr)	13.277	244	340885	1064.94	ng/ml	0.00
Target Compounds						Qvalue
2) N-Nitrosodimethylamine	4.387	74	136572	1100.04	ng/ml	88
3) Pyridine	4.425	79	220078	1101.34	ng/ml	95
6) Phenol	6.489	94	252632	1047.20	ng/ml	91
7) Aniline	6.532	93	316926	1070.75	ng/ml	97
8) Bis(2-chloroethyl) ether	6.580	93	205585	1015.27	ng/ml	96
9) 2-Chlorophenol	6.650	128	192879	1017.03	ng/ml	98
10) 1,3-Dichlorobenzene	6.799	146	212750	937.09	ng/ml	97
11) 1,4-Dichlorobenzene	6.864	146	215651	932.36	ng/ml	99
12) Benzyl alcohol	6.965	108	119831	1039.39	ng/ml	95
13) 1,2-Dichlorobenzene	7.013	146	203885	937.56	ng/ml	98
14) 2-Methylphenol	7.067	107	158539	1055.15	ng/ml	99
15) 2,2'-Oxybis(1-Chloropr...	7.099	45	325929	1185.16	ng/ml	96
16) N-Nitrosodi-n-propylamine	7.222	70	155529	1103.61	ng/ml	96
17) 3+4-Methylphenol	7.211	107	201525	1035.93	ng/ml	94
18) Hexachloroethane	7.345	117	80048	986.21	ng/ml	85
20) Nitrobenzene	7.398	77	213695	1064.59	ng/ml	93
22) Isophorone	7.628	82	391987	1099.71	ng/ml	97
23) 2-Nitrophenol	7.714	139	83980	878.23	ng/ml	89
24) 2,4-Dimethylphenol	7.741	122	168017	1068.32	ng/ml	95
25) Bis(2-chloroethoxy) me...	7.832	93	237898	1043.93	ng/ml	98
26) Benzoic acid	7.816	105	97527	1844.98	ng/ml	97
27) 2,4-Dichlorophenol	7.949	162	129436	934.42	ng/ml	99
28) 1,2,4-Trichlorobenzene	8.040	180	151142	930.38	ng/ml	96
29) Naphthalene	8.120	128	582708	974.20	ng/ml	99
30) 4-Chloroaniline	8.163	127	195519	889.22	ng/ml	97
31) Hexachlorobutadiene	8.243	225	76109	953.81	ng/ml	99
32) 4-Chloro-3-methylphenol	8.634	107	137180	964.28	ng/ml	97
33) 2-Methylnaphthalene	8.816	142	368916	945.47	ng/ml	97
34) 1-Methylnaphthalene	8.917	142	353069	929.05	ng/ml	97
36) Hexachlorocyclopentadiene	8.982	237	68561	1072.15	ng/ml	97
37) 2,4,6-Trichlorophenol	9.094	196	77589	939.42	ng/ml	99
38) 2,4,5-Trichlorophenol	9.131	196	79865	1003.71	ng/ml	98
39) 1,1'-Biphenyl	9.281	154	427889	982.86	ng/ml	99
41) 2-Chloronaphthalene	9.308	162	302479	970.29	ng/ml	99
42) 2-Nitroaniline	9.404	138	89229	828.74	ng/ml	89

Quantitation Report (Not Reviewed)

Data Path : C:\msdchem\1\DATA\2019-01\9A30046\
Data File : E01301919.D
Acq On : 30 Jan 2019 10:02 pm
Operator : JK/ AMS /DTH
Sample : 9A30046-CAL6
Misc : 1x, A18L332@1000
ALS Vial : 8 Sample Multiplier: 1
DataAcq Meth:SV5_AQUISITION.M

Quant Time: Jan 31 09:53:13 2019
Quant Method : C:\msdchem\1\METHODS\SV5_013019.M
Quant Title : EPA 8270D: Semivolatile Organics
QLast Update : Thu Jan 31 09:52:26 2019
Response via : Initial Calibration
InstName : SV-GCMS5

Compound	R.T.	QIon	Response	Conc	Units	Dev(Min)
43) 2,6-Dimethylnaphthalene	9.447	156	304453	1001.66	ng/ml	96
44) 1,4-Dinitrobenzene	9.533	168	32964	681.90	ng/ml	89
45) Dimethyl phthalate	9.581	163	323675	937.49	ng/ml	99
46) 1,3-Dinitrobenzene	9.613	168	43195	798.83	ng/ml	95
47) 2,6-Dinitrotoluene	9.645	165	69388	885.62	ng/ml	87
48) 1,2-Dinitrobenzene	9.704	168	30555	894.08	ng/ml#	73
49) Acenaphthylene	9.736	152	501305	1016.44	ng/ml	99
50) 3-Nitroaniline	9.816	138	75940	849.12	ng/ml	99
51) Acenaphthene	9.912	153	328378	963.27	ng/ml	100
52) 2,4-Dinitrophenol	9.923	184	14249	579.44	ng/ml	87
53) 4-Nitrophenol	9.971	139	55114	891.96	ng/ml	86
54) 2,4-Dinitrotoluene	10.057	165	83270	837.18	ng/ml	93
55) Dibenzofuran	10.083	168	418743	936.80	ng/ml	93
56) 2,3,5,6-Tetrachlorophenol	10.164	232	56972	913.28	ng/ml	96
57) 2,3,4,6-Tetrachlorophenol	10.206	232	64617	950.20	ng/ml	97
58) Diethyl phthalate	10.297	149	329843	955.76	ng/ml	97
59) 2,3,5-Trimethylnaphtha...	10.297	170	270700	975.26	ng/ml	96
60) Fluorene	10.436	166	344351	963.44	ng/ml	100
61) 4-Chlorophenyl phenyl ...	10.426	204	146848	947.17	ng/ml	92
62) 4-Nitroaniline	10.442	138	79908	870.50	ng/ml	80
63) 4,6-Dinitro-2-methylph...	10.474	198	25579	610.47	ng/ml	90
65) N-Nitrosodiphenylamine	10.543	169	278990	1027.82	ng/ml	97
66) Azobenzene (1,2-DPH)	10.586	77	394223	1201.67	ng/ml	99
68) 4-Bromophenyl phenyl e...	10.929	248	78242	1079.06	ng/ml	92
69) Hexachlorobenzene	11.009	284	79296	1059.30	ng/ml	98
70) Pentachlorophenol (PCP)	11.201	266	38085	949.12	ng/ml	98
71) Phenanthrene	11.421	178	468364	960.99	ng/ml	99
72) Anthracene	11.474	178	482023	1023.20	ng/ml	99
73) Carbazole	11.629	167	436227	1054.35	ng/ml	99
74) Di-n-butyl phthalate	11.972	149	541942	1067.62	ng/ml	99
75) Fluoranthene	12.747	202	478274	1020.42	ng/ml	97
76) Benzidine	12.902	184	270903	1124.28	ng/ml	96
77) Pyrene	13.063	202	486318	1006.81	ng/ml	99
80) Butyl benzyl phthalate	14.159	149	212214	1007.60	ng/ml	97
81) Bis(2-ethylhexyl) adipate	14.341	129	197213	1020.46	ng/ml	99
82) 3,3-Dichlorobenzidine	15.347	252	231650	2031.62	ng/ml	99
83) Benz(a)anthracene	15.389	228	387630	949.87	ng/ml	98
84) Chrysene	15.475	228	381765	989.01	ng/ml	100
85) Bis(2-ethylhexyl) phth...	15.544	149	289406	962.42	ng/ml	96
87) Di-n-octyl phthalate	17.235	149	421456	1017.79	ng/ml	99
88) Benzo(b)fluoranthene	18.021	252	343841	1026.35	ng/ml	99
89) Benzo(k)fluoranthene	18.090	252	349392	1026.13	ng/ml	98
90) Benzo(b+k)fluoranthene	18.090	252	717329	2026.59	ng/ml	98
91) Benzo(e)pyrene	18.679	252	347001	1068.42	ng/ml	99
92) Benzo(a)pyrene	18.802	252	319982	1035.50	ng/ml	99
93) Perylene	19.010	252	350972	972.91	ng/ml	99
95) Indeno(1,2,3-cd)pyrene	21.348	276	270568	877.43	ng/ml	94
96) Dibenz(a,h)anthracene	21.412	278	250339	849.20	ng/ml	94
97) Benzo(g,h,i)perylene	21.893	276	285618	919.58	ng/ml	86

(#) = qualifier out of range (m) = manual integration (+) = signals summed

Quantitation Report (Not Reviewed)

Data Path : C:\msdchem\1\DATA\2019-01\9A30046\
Data File : E01301919.D
Acq On : 30 Jan 2019 10:02 pm
Operator : JK/ AMS /DTH
Sample : 9A30046-CAL6
Misc : 1x, A18L332@1000
ALS Vial : 8 Sample Multiplier: 1
DataAcq Meth:SV5_AQUISITION.M

Quant Time: Jan 31 09:53:13 2019
Quant Method : C:\msdchem\1\METHODS\SV5_013019.M
Quant Title : EPA 8270D: Semivolatile Organics
QLast Update : Thu Jan 31 09:52:26 2019
Response via : Initial Calibration
InstName : SV-GCMS5

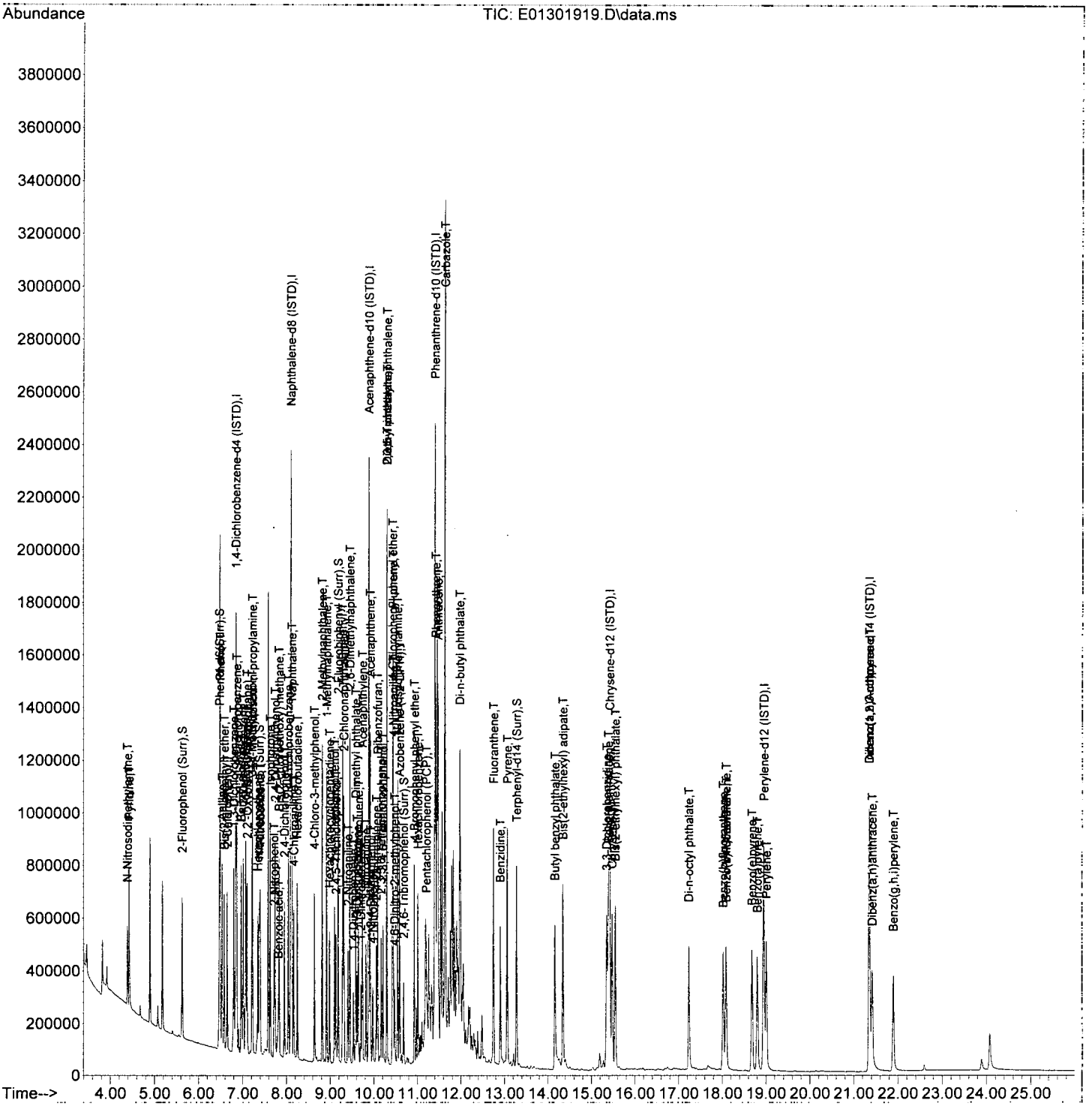

Quantitation Report (Not Reviewed)

Data Path : C:\msdchem\1\DATA\2019-01\9A30046\
Data File : E01301920.D
Acq On : 30 Jan 2019 10:39 pm
Operator : JK/ AMS /DTH
Sample : 9A30046-CAL7
Misc : 1x, A18L333@2000
ALS Vial : 9 Sample Multiplier: 1
DataAcq Meth:SV5_AQUISITION.M

Quant Time: Jan 31 09:53:18 2019
Quant Method : C:\msdchem\1\METHODS\SV5_013019.M
Quant Title : EPA 8270D: Semivolatile Organics
QLast Update : Thu Jan 31 09:52:26 2019
Response via : Initial Calibration
InstName : SV-GCMS5

JK 1/31/19

Compound	R.T.	QIon	Response	Conc	Units	Dev(Min)
Internal Standards						
1) 1,4-Dichlorobenzene-d4...	6.847	152	283178	2000.00	ng/ml	0.00
21) Naphthalene-d8 (ISTD)	8.099	136	1126005	2000.00	ng/ml	0.00
35) Acenaphthene-d10 (ISTD)	9.880	162	528163	2000.00	ng/ml	0.00
64) Phenanthrene-d10 (ISTD)	11.399	188	996904	2000.00	ng/ml	0.00
78) Chrysene-d12 (ISTD)	15.421	240	902831	2000.00	ng/ml	0.00
86) Perylene-d12 (ISTD)	18.962	264	830313	2000.00	ng/ml	0.01
94) Dibenz(a,h)Anthrcene-d...	21.364	292	698997	2000.00	ng/ml	0.02
System Monitoring Compounds						
4) 2-Fluorophenol (Surr)	5.633	112	365609	2134.22	ng/ml	0.00
5) Phenol-d6(Surr)	6.478	99	498621	2238.79	ng/ml	0.00
19) Nitrobenzene-d5 (Surr)	7.382	82	486300	2436.22	ng/ml	0.00
40) 2-Fluorobiphenyl (Surr)	9.179	172	786718	1932.48	ng/ml	0.00
67) 2,4,6-Tribromophenol (...	10.682	330	82762	2464.32	ng/ml	0.00
79) Terphenyl-d14 (Surr)	13.282	244	841709	2060.40	ng/ml	0.00
Target Compounds						Qvalue
2) N-Nitrosodimethylamine	4.382	74	276378	2251.74	ng/ml	88
3) Pyridine	4.419	79	442924	2242.04	ng/ml	95
6) Phenol	6.489	94	512010	2146.79	ng/ml	94
7) Aniline	6.532	93	658664	2250.92	ng/ml	97
8) Bis(2-chloroethyl) ether	6.580	93	405853	2027.35	ng/ml	98
9) 2-Chlorophenol	6.650	128	391006	2085.45	ng/ml	99
10) 1,3-Dichlorobenzene	6.799	146	418520	1864.65	ng/ml	97
11) 1,4-Dichlorobenzene	6.864	146	426556	1865.42	ng/ml	99
12) Benzyl alcohol	6.971	108	255452	2149.09	ng/ml	92
13) 1,2-Dichlorobenzene	7.013	146	401451	1867.31	ng/ml	99
14) 2-Methylphenol	7.067	107	326863	2200.45	ng/ml	99
15) 2,2'-Oxybis(1-Chloropr...	7.099	45	642111	2361.75	ng/ml	96
16) N-Nitrosodi-n-propylamine	7.227	70	323691	2323.28	ng/ml	96
17) 3+4-Methylphenol	7.217	107	423242	2200.69	ng/ml	94
18) Hexachloroethane	7.345	117	158301	1972.74	ng/ml	85
20) Nitrobenzene	7.398	77	445401	2244.44	ng/ml	95
22) Isophorone	7.628	82	818603	2235.62	ng/ml	98
23) 2-Nitrophenol	7.714	139	184428	1877.49	ng/ml	89
24) 2,4-Dimethylphenol	7.741	122	352518	2182.99	ng/ml	95
25) Bis(2-chloroethoxy) me...	7.832	93	493285	2107.14	ng/ml	98
26) Benzoic acid	7.853	105	314631	3763.21	ng/ml	96
27) 2,4-Dichlorophenol	7.949	162	283710	1993.78	ng/ml	99
28) 1,2,4-Trichlorobenzene	8.040	180	307169	1840.64	ng/ml	95
29) Naphthalene	8.120	128	1180925	1921.92	ng/ml	99
30) 4-Chloroaniline	8.163	127	447643	1981.81	ng/ml	97
31) Hexachlorobutadiene	8.243	225	151477	1847.95	ng/ml	97
32) 4-Chloro-3-methylphenol	8.634	107	317795	2092.52	ng/ml	99
33) 2-Methylnaphthalene	8.816	142	771341	1924.35	ng/ml	97
34) 1-Methylnaphthalene	8.917	142	730943	1872.31	ng/ml	97
36) Hexachlorocyclopentadiene	8.982	237	153915	2248.60	ng/ml	97
37) 2,4,6-Trichlorophenol	9.094	196	185604	2044.99	ng/ml	98
38) 2,4,5-Trichlorophenol	9.131	196	183508	2069.74	ng/ml	98
39) 1,1'-Biphenyl	9.286	154	909543	1951.81	ng/ml	99
41) 2-Chloronaphthalene	9.313	162	650474	1949.34	ng/ml	99
42) 2-Nitroaniline	9.404	138	225078	1952.96	ng/ml	94

Quantitation Report (Not Reviewed)

Data Path : C:\msdchem\1\DATA\2019-01\9A30046\
Data File : E01301920.D
Acq On : 30 Jan 2019 10:39 pm
Operator : JK/ AMS /DTH
Sample : 9A30046-CAL7
Misc : 1x, A18L333@2000
ALS Vial : 9 Sample Multiplier: 1
DataAcq Meth:SV5_AQUISITION.M

Quant Time: Jan 31 09:53:18 2019
Quant Method : C:\msdchem\1\METHODS\SV5_013019.M
Quant Title : EPA 8270D: Semivolatile Organics
QLast Update : Thu Jan 31 09:52:26 2019
Response via : Initial Calibration
InstName : SV-GCMS5

Compound	R.T.	QIon	Response	Conc	Units	Dev(Min)
43) 2,6-Dimethylnaphthalene	9.447	156	646334	1986.59	ng/ml	98
44) 1,4-Dinitrobenzene	9.533	168	93455	1806.07	ng/ml	94
45) Dimethyl phthalate	9.586	163	722554	1955.16	ng/ml	99
46) 1,3-Dinitrobenzene	9.618	168	113932	1968.41	ng/ml	91
47) 2,6-Dinitrotoluene	9.645	165	164544	1961.99	ng/ml	91
48) 1,2-Dinitrobenzene	9.709	168	76738	2097.77	ng/ml#	73
49) Acenaphthylene	9.736	152	1078092	2042.15	ng/ml	99
50) 3-Nitroaniline	9.821	138	193626	2022.62	ng/ml	98
51) Acenaphthene	9.912	153	694436	1903.08	ng/ml	99
52) 2,4-Dinitrophenol	9.923	184	55055	1548.65	ng/ml	93
53) 4-Nitrophenol	9.976	139	153275	2139.66	ng/ml	85
54) 2,4-Dinitrotoluene	10.062	165	214871	2018.19	ng/ml	92
55) Dibenzofuran	10.089	168	931904	1947.71	ng/ml	93
56) 2,3,5,6-Tetrachlorophenol	10.164	232	145369	2066.79	ng/ml	97
57) 2,3,4,6-Tetrachlorophenol	10.212	232	156617	2089.38	ng/ml	94
58) Diethyl phthalate	10.303	149	754784	2043.22	ng/ml	96
59) 2,3,5-Trimethylnaphtha...	10.297	170	590742	1988.29	ng/ml	98
60) Fluorene	10.436	166	765816	2001.69	ng/ml	99
61) 4-Chlorophenyl phenyl ...	10.426	204	334037	2012.83	ng/ml	94
62) 4-Nitroaniline	10.447	138	207882	2115.67	ng/ml	81
63) 4,6-Dinitro-2-methylph...	10.479	198	84552	1651.66	ng/ml	90
65) N-Nitrosodiphenylamine	10.549	169	652932	2028.80	ng/ml	98
66) Azobenzene (1,2-DPH)	10.592	77	914026	2349.88	ng/ml	96
68) 4-Bromophenyl phenyl e...	10.928	248	186018	2163.73	ng/ml	93
69) Hexachlorobenzene	11.009	284	182419	2055.83	ng/ml	99
70) Pentachlorophenol (PCP)	11.201	266	106556	2088.13	ng/ml	96
71) Phenanthrene	11.426	178	1092838	1891.20	ng/ml	99
72) Anthracene	11.474	178	1119959	2005.11	ng/ml	100
73) Carbazole	11.629	167	1032155	2104.07	ng/ml	100
74) Di-n-butyl phthalate	11.971	149	1296945	2154.90	ng/ml	99
75) Fluoranthene	12.747	202	1147170	2064.30	ng/ml	97
76) Benzidine	12.907	184	956344	3113.49	ng/ml	97
77) Pyrene	13.063	202	1167359	2038.33	ng/ml	100
80) Butyl benzyl phthalate	14.159	149	564166	2023.16	ng/ml	98
81) Bis(2-ethylhexyl) adipate	14.346	129	522769	2119.55	ng/ml	98
82) 3,3-Dichlorobenzidine	15.363	252	642844	4208.60	ng/ml	99
83) Benz(a)anthracene	15.395	228	997082	1914.49	ng/ml	99
84) Chrysene	15.486	228	973945	1977.02	ng/ml	100
85) Bis(2-ethylhexyl) phth...	15.550	149	783437	2041.42	ng/ml	96
87) Di-n-octyl phthalate	17.240	149	1248768	2096.42	ng/ml	100
88) Benzo(b)fluoranthene	18.031	252	927026	2039.75	ng/ml	98
89) Benzo(k)fluoranthene	18.101	252	931062	2050.87	ng/ml	97
90) Benzo(b+k)fluoranthene	18.101	252	1906416	4024.25	ng/ml	97
91) Benzo(e)pyrene	18.695	252	912421	2131.99	ng/ml	99
92) Benzo(a)pyrene	18.818	252	875788	2095.22	ng/ml	99
93) Perylene	19.021	252	918814	1932.87	ng/ml	100
95) Indeno(1,2,3-cd)pyrene	21.369	276	772179	1798.90	ng/ml	95
96) Dibenz(a,h)anthracene	21.428	278	733789	1788.16	ng/ml	94
97) Benzo(g,h,i)perylene	21.909	276	791021	1829.56	ng/ml	87

(#) = qualifier out of range (m) = manual integration (+) = signals summed

Quantitation Report (Not Reviewed)

Data Path : C:\msdchem\1\DATA\2019-01\9A30046\
Data File : E01301920.D
Acq On : 30 Jan 2019 10:39 pm
Operator : JK/ AMS /DTH
Sample : 9A30046-CAL7
Misc : 1x, A18L333@2000
ALS Vial : 9 Sample Multiplier: 1
DataAcq Meth:SV5_AQUISITION.M

Quant Time: Jan 31 09:53:18 2019
Quant Method : C:\msdchem\1\METHODS\SV5_013019.M
Quant Title : EPA 8270D: Semivolatile Organics
QLast Update : Thu Jan 31 09:52:26 2019
Response via : Initial Calibration
InstName : SV-GCMS5

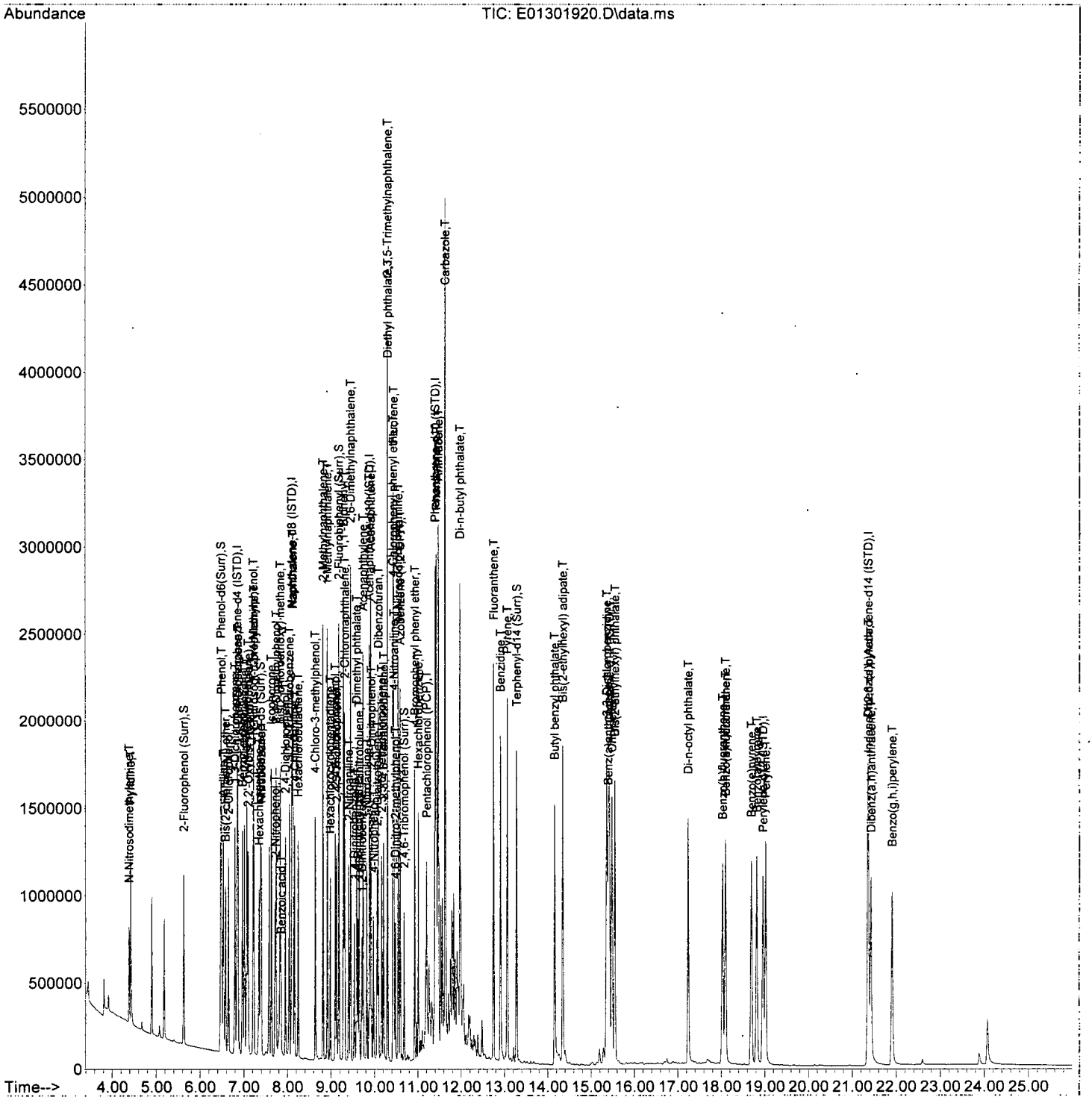

Quantitation Report (Not Reviewed)

Data Path : C:\msdchem\1\DATA\2019-01\9A30046\
Data File : E01301921.D
Acq On : 30 Jan 2019 11:15 pm
Operator : JK/ AMS /DTH
Sample : 9A30046-CAL8
Misc : 1x, A18L334@4000
ALS Vial : 10 Sample Multiplier: 1
DataAcq Meth:SV5_AQUISITION.M

Quant Time: Jan 31 09:53:25 2019
Quant Method : C:\msdchem\1\METHODS\SV5_013019.M
Quant Title : EPA 8270D: Semivolatile Organics
QLast Update : Thu Jan 31 09:52:26 2019
Response via : Initial Calibration
InstName : SV-GCMS5

JJ 1/31/19

Compound	R.T.	QIon	Response	Conc	Units	Dev(Min)
Internal Standards						
1) 1,4-Dichlorobenzene-d4...	6.847	152	277065	2000.00	ng/ml	0.00
21) Naphthalene-d8 (ISTD)	8.099	136	1109587	2000.00	ng/ml	0.00
35) Acenaphthene-d10 (ISTD)	9.885	162	539188	2000.00	ng/ml	0.00
64) Phenanthrene-d10 (ISTD)	11.399	188	991158	2000.00	ng/ml	0.00
78) Chrysene-d12 (ISTD)	15.432	240	887261	2000.00	ng/ml	0.02
86) Perylene-d12 (ISTD)	18.967	264	816129	2000.00	ng/ml	0.02
94) Dibenz(a,h)Anthrcene-d...	21.374	292	692377	2000.00	ng/ml	0.03
System Monitoring Compounds						
4) 2-Fluorophenol (Surr)	5.628	112	749425	4471.24	ng/ml	0.00
5) Phenol-d6(Surr)	6.484	99	994097	4561.94	ng/ml	0.01
19) Nitrobenzene-d5 (Surr)	7.382	82	903192	4624.56	ng/ml	0.00
40) 2-Fluorobiphenyl (Surr)	9.185	172	1579625	3800.81	ng/ml	0.00
67) 2,4,6-Tribromophenol (...	10.688	330	183331	5094.74	ng/ml	0.00
79) Terphenyl-d14 (Surr)	13.287	244	1664387	4145.71	ng/ml	0.01
Target Compounds						Qvalue
2) N-Nitrosodimethylamine	4.376	74	561142	4672.66	ng/ml	86
3) Pyridine	4.408	79	916259	4740.35	ng/ml	94
6) Phenol	6.494	94	1035475	4437.40	ng/ml	93
7) Aniline	6.537	93	1318849	4606.48	ng/ml	96
8) Bis(2-chloroethyl) ether	6.585	93	824988	4211.97	ng/ml	97
9) 2-Chlorophenol	6.649	128	789250	4302.39	ng/ml	98
10) 1,3-Dichlorobenzene	6.799	146	831375	3785.78	ng/ml	97
11) 1,4-Dichlorobenzene	6.863	146	845971	3781.24	ng/ml	100
12) Benzyl alcohol	6.970	108	520771	4223.92	ng/ml	94
13) 1,2-Dichlorobenzene	7.013	146	802569	3815.43	ng/ml	99
14) 2-Methylphenol	7.072	107	654892	4506.03	ng/ml	100
15) 2,2'-Oxybis(1-Chloropr...	7.099	45	1253005	4710.36	ng/ml	94
16) N-Nitrosodi-n-propylamine	7.232	70	649377	4763.71	ng/ml	95
17) 3+4-Methylphenol	7.222	107	845995	4495.88	ng/ml	95
18) Hexachloroethane	7.345	117	319170	4065.24	ng/ml	85
20) Nitrobenzene	7.404	77	894143	4605.13	ng/ml	93
22) Isophorone	7.639	82	1662743	4608.17	ng/ml	97
23) 2-Nitrophenol	7.714	139	394481	4075.25	ng/ml	90
24) 2,4-Dimethylphenol	7.746	122	691817	4347.50	ng/ml	96
25) Bis(2-chloroethoxy) me...	7.837	93	982323	4258.23	ng/ml	99
26) Benzoic acid	7.746	105	25997	1113.51	ng/ml#	1
27) 2,4-Dichlorophenol	7.955	162	583274	4159.62	ng/ml	99
28) 1,2,4-Trichlorobenzene	8.040	180	617165	3752.95	ng/ml	95
29) Naphthalene	8.126	128	2314690	3822.82	ng/ml	100
30) 4-Chloroaniline	8.163	127	932245	4188.37	ng/ml	97
31) Hexachlorobutadiene	8.249	225	307584	3807.90	ng/ml	97
32) 4-Chloro-3-methylphenol	8.639	107	668189	4250.95	ng/ml	98
33) 2-Methylnaphthalene	8.816	142	1531917	3878.40	ng/ml	97
34) 1-Methylnaphthalene	8.917	142	1454487	3780.80	ng/ml	98
36) Hexachlorocyclopentadiene	8.981	237	309053	4422.75	ng/ml	98
37) 2,4,6-Trichlorophenol	9.099	196	386229	4065.05	ng/ml	99
38) 2,4,5-Trichlorophenol	9.131	196	398737	4124.50	ng/ml	98
39) 1,1'-Biphenyl	9.286	154	1815386	3816.01	ng/ml	99
41) 2-Chloronaphthalene	9.313	162	1315972	3863.07	ng/ml	99
42) 2-Nitroaniline	9.409	138	493107	4191.12	ng/ml	92

See ML

Quantitation Report (Not Reviewed)

Data Path : C:\msdchem\1\DATA\2019-01\9A30046\
Data File : E01301921.D
Acq On : 30 Jan 2019 11:15 pm
Operator : JK/ AMS /DTH
Sample : 9A30046-CAL8
Misc : 1x, A18L334@4000
ALS Vial : 10 Sample Multiplier: 1
DataAcq Meth:SV5_AQUISITION.M

Quant Time: Jan 31 09:53:25 2019
Quant Method : C:\msdchem\1\METHODS\SV5_013019.M
Quant Title : EPA 8270D: Semivolatile Organics
QLast Update : Thu Jan 31 09:52:26 2019
Response via : Initial Calibration
InstName : SV-GCMS5

Compound	R.T.	QIon	Response	Conc	Units	Dev(Min)
43) 2,6-Dimethylnaphthalene	9.452	156	1294122	3896.32	ng/ml	98
44) 1,4-Dinitrobenzene	9.538	168	217979	4126.43	ng/ml	94
45) Dimethyl phthalate	9.597	163	1516221	4018.85	ng/ml	100
46) 1,3-Dinitrobenzene	9.623	168	251848	4262.23	ng/ml	93
47) 2,6-Dinitrotoluene	9.655	165	358077	4182.35	ng/ml	83
48) 1,2-Dinitrobenzene	9.720	168	167602	4488.01	ng/ml#	70
49) Acenaphthylene	9.741	152	2187965	4069.76	ng/ml	98
50) 3-Nitroaniline	9.832	138	413792	4234.09	ng/ml	99
51) Acenaphthene	9.917	153	1394892	3744.49	ng/ml	99
52) 2,4-Dinitrophenol	9.934	184	155885	3497.95	ng/ml	84
53) 4-Nitrophenol	9.987	139	332708	4250.50	ng/ml	84
54) 2,4-Dinitrotoluene	10.067	165	465322	4281.20	ng/ml	96
55) Dibenzofuran	10.089	168	1891403	3872.25	ng/ml	94
56) 2,3,5,6-Tetrachlorophenol	10.169	232	322748	4234.05	ng/ml	95
57) 2,3,4,6-Tetrachlorophenol	10.212	232	339662	4302.14	ng/ml	97
58) Diethyl phthalate	10.308	149	1485515	3939.10	ng/ml	96
59) 2,3,5-Trimethylnaphtha...	10.303	170	1153744	3803.82	ng/ml	98
60) Fluorene	10.442	166	1531912	3922.25	ng/ml	99
61) 4-Chlorophenyl phenyl ...	10.431	204	685667	4047.20	ng/ml	90
62) 4-Nitroaniline	10.463	138	430052	4287.27	ng/ml	80
63) 4,6-Dinitro-2-methylph...	10.490	198	212554	3646.85	ng/ml	88
65) N-Nitrosodiphenylamine	10.554	169	1315096	4109.98	ng/ml	98
66) Azobenzene (1,2-DPH)	10.591	77	1800004	4654.49	ng/ml	97
68) 4-Bromophenyl phenyl e...	10.934	248	385860	4514.28	ng/ml	89
69) Hexachlorobenzene	11.014	284	387180	4387.67	ng/ml	97
70) Pentachlorophenol (PCP)	11.207	266	237575	4358.53	ng/ml	97
71) Phenanthrene	11.426	178	2134782	3715.73	ng/ml	98
72) Anthracene	11.479	178	2161101	3891.54	ng/ml	99
73) Carbazole	11.634	167	2012508	4126.32	ng/ml	99
74) Di-n-butyl phthalate	11.971	149	2515776	4204.25	ng/ml	99
75) Fluoranthene	12.752	202	2228063	4032.58	ng/ml	98
76) Benzidine	12.918	184	2439653	7389.22	ng/ml	97
77) Pyrene	13.073	202	2275000	3995.42	ng/ml	99
80) Butyl benzyl phthalate	14.170	149	1137127	3950.39	ng/ml	95
81) Bis(2-ethylhexyl) adipate	14.352	129	1061254	4378.32	ng/ml	98
82) 3,3-Dichlorobenzidine	15.378	252	1371474	8438.71	ng/ml	99
83) Benz(a)anthracene	15.405	228	1987811	3883.75	ng/ml	99
84) Chrysene	15.496	228	1929550	3985.56	ng/ml	99
85) Bis(2-ethylhexyl) phth...	15.555	149	1587394	4208.90	ng/ml	96
87) Di-n-octyl phthalate	17.245	149	2594376	4008.11	ng/ml	99
88) Benzo(b)fluoranthene	18.047	252	1854491	3958.20	ng/ml	98
89) Benzo(k)fluoranthene	18.122	252	1814554	4001.36	ng/ml	97
90) Benzo(b+k)fluoranthene	18.122	252	3805265	7973.36	ng/ml	97
91) Benzo(e)pyrene	18.716	252	1835807	4364.14	ng/ml	100
92) Benzo(a)pyrene	18.839	252	1767067	4127.08	ng/ml	99
93) Perylene	19.042	252	1826834	3909.82	ng/ml	100
95) Indeno(1,2,3-cd)pyrene	21.390	276	1577648	3710.50	ng/ml	95
96) Dibenz(a,h)anthracene	21.444	278	1499940	3690.13	ng/ml	95
97) Benzo(g,h,i)perylene	21.931	276	1580720	3691.01	ng/ml	88

(#) = qualifier out of range (m) = manual integration (+) = signals summed

Quantitation Report (Qedit)

Data Path : C:\msdchem\1\DATA\2019-01\9A30046\
Data File : E01301921.D
Acq On : 30 Jan 2019 11:15 pm
Operator : JK/ AMS /DTH
Sample : 9A30046-CAL8
Misc : 1x, A18L334@4000
ALS Vial : 10 Sample Multiplier: 1
DataAcq Meth:SV5_AQUISITION.M

Quant Time: Jan 31 09:53:25 2019
Quant Method : C:\msdchem\1\METHODS\SV5_013019.M
Quant Title : EPA 8270D: Semivolatile Organics
QLast Update : Thu Jan 31 09:52:26 2019
Response via : Initial Calibration
InstName : SV-GCMS5

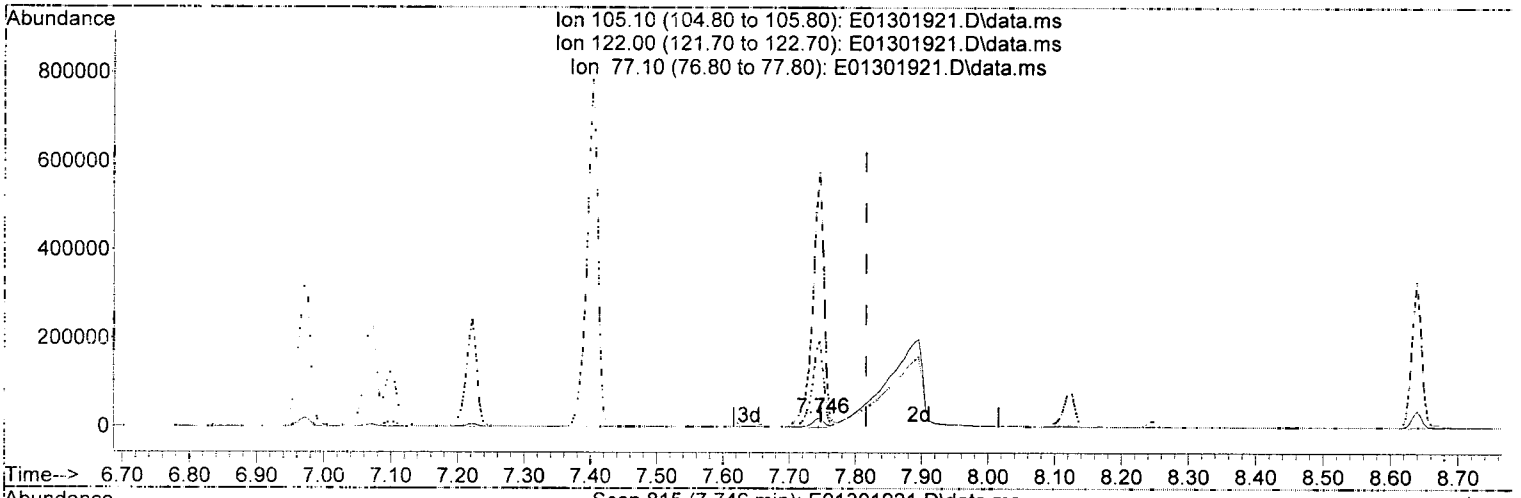

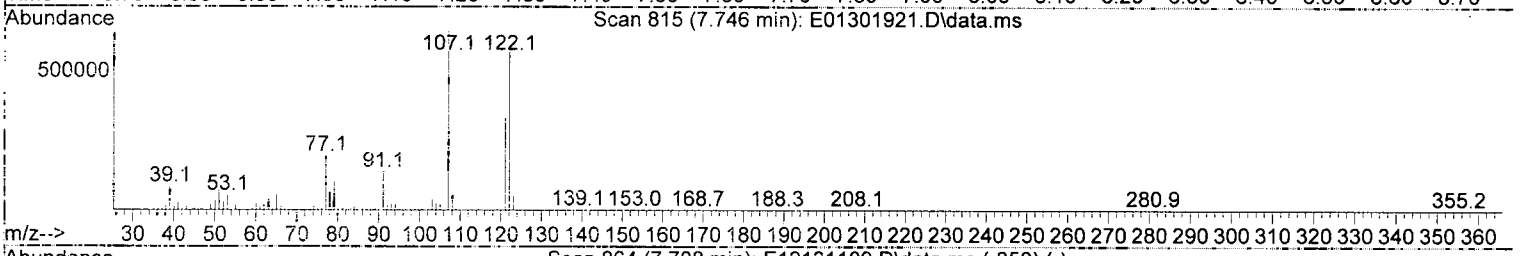

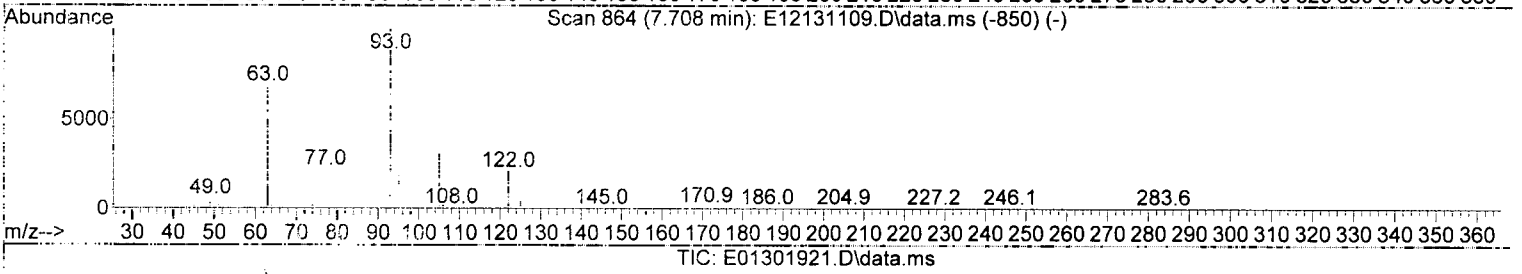

TIC: E01301921.D\data.ms

(26) Benzoic acid (T)

7.746min (-0.070) 1113.51 ng/ml

response 25997

Ion	Exp%	Act%
105.10	100.00	100.00
122.00	79.60	2760.05#
77.10	85.50	931.34#
0.00	0.00	0.00

Quantitation Report (Qedit)

Data Path : C:\msdchem\1\DATA\2019-01\9A30046\
Data File : E01301921.D
Acq On : 30 Jan 2019 11:15 pm
Operator : JK/ AMS /DTH
Sample : 9A30046-CAL8
Misc : 1x, A18L334@4000
ALS Vial : 10 Sample Multiplier: 1
DataAcq Meth:SV5_AQUISITION.M

Quant Time: Jan 31 09:53:25 2019
Quant Method : C:\msdchem\1\METHODS\SV5_013019.M
Quant Title : EPA 8270D: Semivolatile Organics
QLast Update : Thu Jan 31 09:52:26 2019
Response via : Initial Calibration
InstName : SV-GCMS5

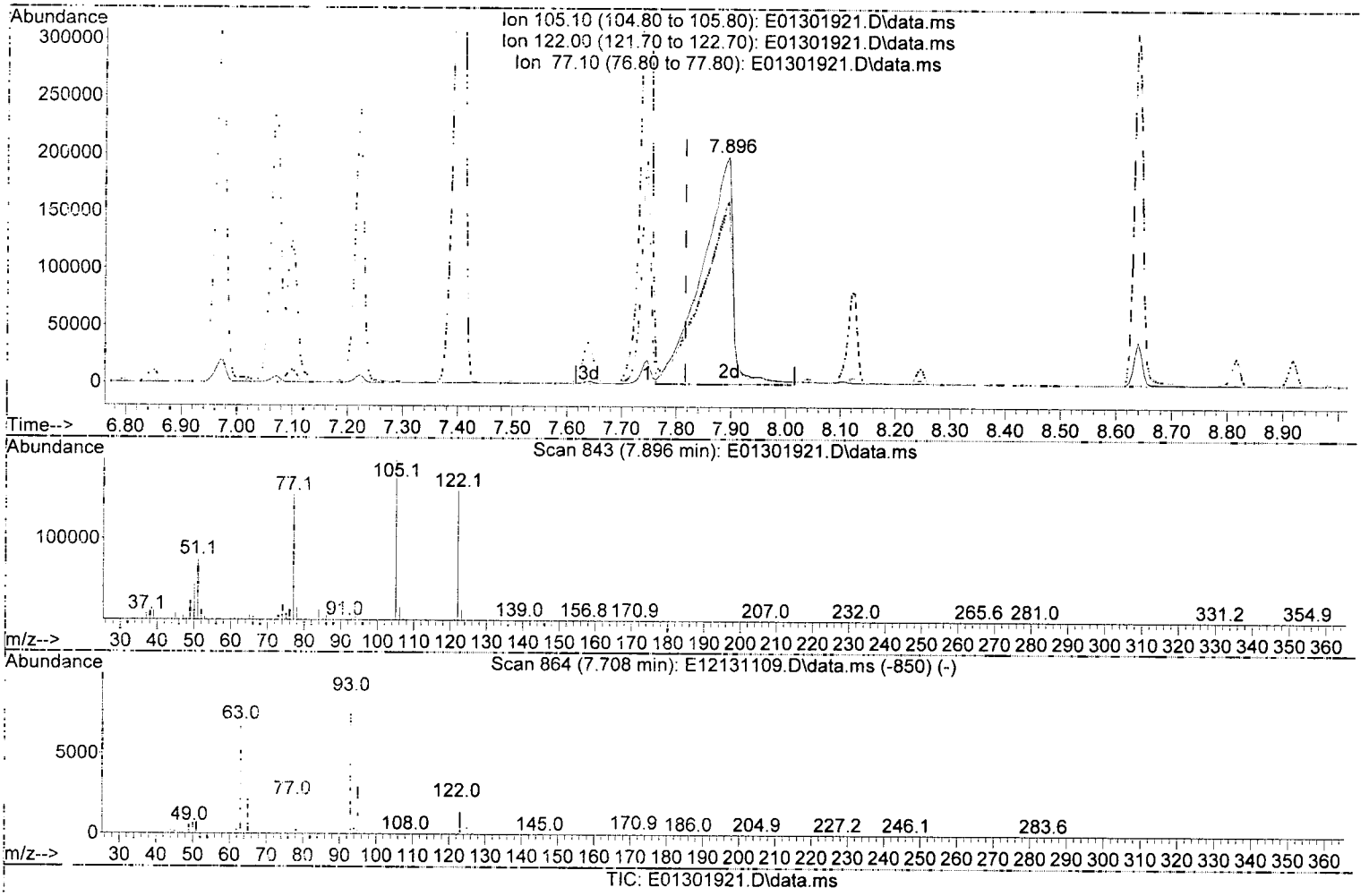

TIC: E01301921.D\data.ms

(26) Benzoic acid (T)

7.896min (+ 0.080) 7389.38 ng/ml m

response 790966

Ion	Exp%	Act%
105.10	100.00	100.00
122.00	79.60	80.54
77.10	85.50	78.13
0.00	0.00	0.00

1/31/19

Quantitation Report (Not Reviewed)

Data Path : C:\msdchem\1\DATA\2019-01\9A30046\
Data File : E01301921.D
Acq On : 30 Jan 2019 11:15 pm
Operator : JK/ AMS /DTH
Sample : 9A30046-CAL8
Misc : 1x, A18L334@4000
ALS Vial : 10 Sample Multiplier: 1
DataAcq Meth:SV5_AQUISITION.M

Quant Time: Jan 31 09:53:25 2019
Quant Method : C:\msdchem\1\METHODS\SV5_013019.M
Quant Title : EPA 8270D: Semivolatile Organics
QLast Update : Thu Jan 31 09:52:26 2019
Response via : Initial Calibration
InstName : SV-GCMS5

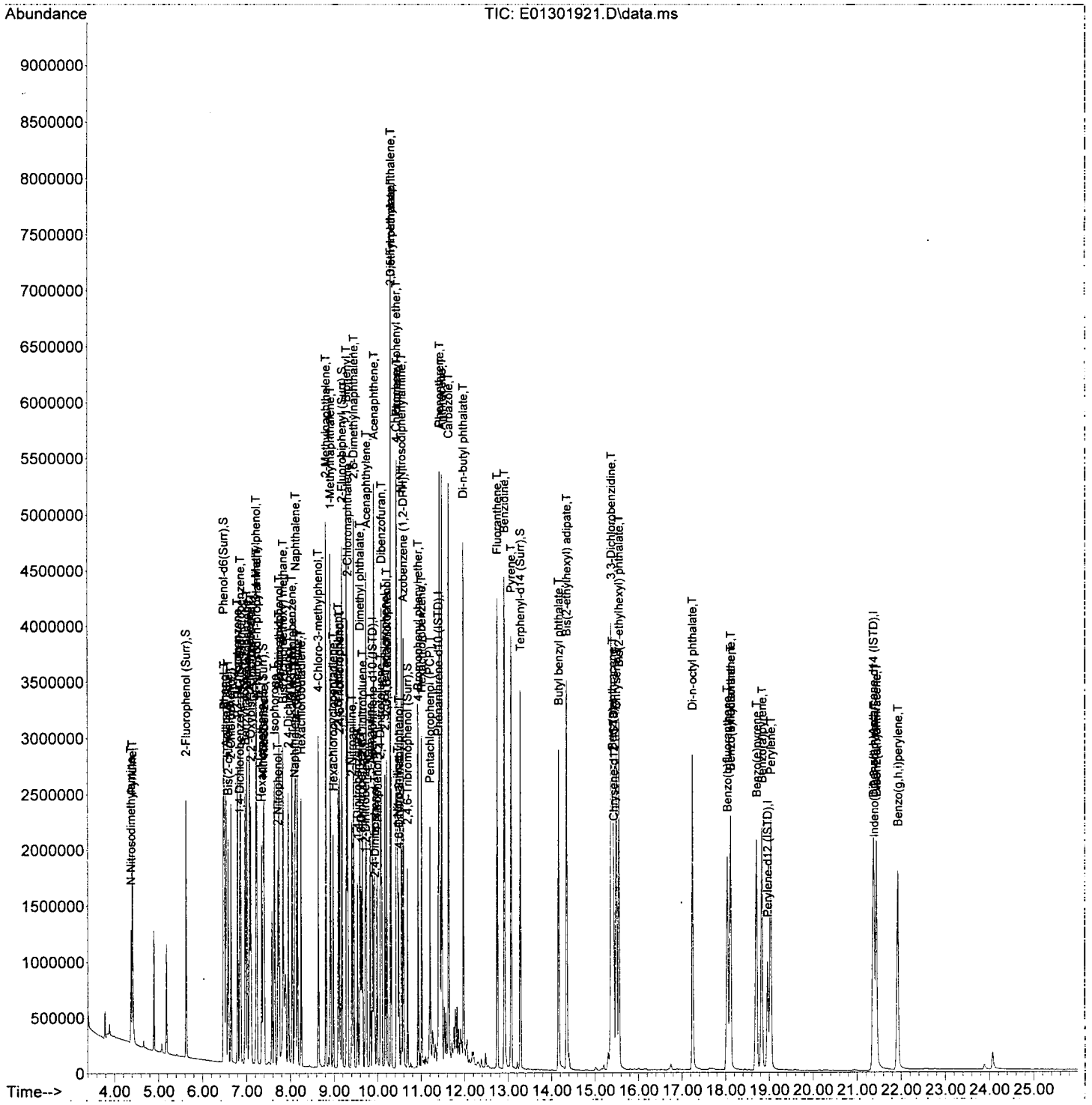

Quantitation Report (Not Reviewed)

Data Path : C:\msdchem\1\DATA\2019-01\9A30046\
Data File : E01301922.D
Acq On : 30 Jan 2019 11:51 pm
Operator : JK/ AMS /DTH
Sample : 9A30046-CAL9
Misc : 1x, A18L335@6000
ALS Vial : 11 Sample Multiplier: 1
DataAcq Meth:SV5_AQUISITION.M

Quant Time: Jan 31 09:53:30 2019
Quant Method : C:\msdchem\1\METHODS\SV5_013019.M
Quant Title : EPA 8270D: Semivolatile Organics
QLast Update : Thu Jan 31 09:52:26 2019
Response via : Initial Calibration
InstName : SV-GCMS5

GK 1/31/19

Compound	R.T.	QIon	Response	Conc	Units	Dev(Min)
Internal Standards						
1) 1,4-Dichlorobenzene-d4...	6.847	152	290473	2000.00	ng/ml	0.00
21) Naphthalene-d8 (ISTD)	8.104	136	1148108	2000.00	ng/ml	0.00
35) Acenaphthene-d10 (ISTD)	9.885	162	556496	2000.00	ng/ml	0.00
64) Phenanthrene-d10 (ISTD)	11.404	188	1043364	2000.00	ng/ml	0.00
78) Chrysene-d12 (ISTD)	15.443	240	927852	2000.00	ng/ml	0.03
86) Perylene-d12 (ISTD)	18.973	264	856100	2000.00	ng/ml	0.02
94) Dibenz(a,h)Anthrcene-d...	21.385	292	715157	2000.00	ng/ml	0.04
System Monitoring Compounds						
4) 2-Fluorophenol (Surr)	5.633	112	1170363	6660.34	ng/ml	0.00
5) Phenol-d6(Surr)	6.484	99	1526449	6681.57	ng/ml	0.01
19) Nitrobenzene-d5 (Surr)	7.387	82	1512631	7387.54	ng/ml	0.01
40) 2-Fluorobiphenyl (Surr)	9.185	172	2343826	5464.20	ng/ml	0.00
67) 2,4,6-Tribromophenol (...	10.693	330	299172	7432.08	ng/ml	0.01
79) Terphenyl-d14 (Surr)	13.292	244	2557660	6092.00	ng/ml	0.02
Target Compounds						Qvalue
2) N-Nitrosodimethylamine	4.387	74	871542	6922.39	ng/ml	85
3) Pyridine	4.419	79	1414684	6981.16	ng/ml	93
6) Phenol	6.500	94	1606385	6566.21	ng/ml	93
7) Aniline	6.542	93	2085810	6949.04	ng/ml	96
8) Bis(2-chloroethyl) ether	6.591	93	1215843	5920.94	ng/ml	95
9) 2-Chlorophenol	6.655	128	1233532	6413.88	ng/ml	97
10) 1,3-Dichlorobenzene	6.799	146	1285655	5584.18	ng/ml	97
11) 1,4-Dichlorobenzene	6.863	146	1303668	5558.04	ng/ml	99
12) Benzyl alcohol	6.981	108	832173	6136.30	ng/ml	91
13) 1,2-Dichlorobenzene	7.013	146	1239034	5618.50	ng/ml	99
14) 2-Methylphenol	7.072	107	1006886	6608.16	ng/ml	99
15) 2,2'-Oxybis(1-Chloropr...	7.104	45	1862706	6679.16	ng/ml	92
16) N-Nitrosodi-n-propylamine	7.243	70	964528	6748.99	ng/ml	94
17) 3+4-Methylphenol	7.227	107	1282429	6500.65	ng/ml	94
18) Hexachloroethane	7.345	117	494803	6011.35	ng/ml	85
20) Nitrobenzene	7.409	77	1366079	6710.99	ng/ml	92
22) Isophorone	7.644	82	2507237	6715.49	ng/ml	97
23) 2-Nitrophenol	7.719	139	619284	6182.97	ng/ml	88
24) 2,4-Dimethylphenol	7.751	122	1081606	6568.96	ng/ml	95
25) Bis(2-chloroethoxy) me...	7.842	93	1460686	6119.43	ng/ml	99
26) Benzoic acid	~~7.751~~	105	40451	1248.51	ng/ml#	1
27) 2,4-Dichlorophenol	7.960	162	912238	6287.36	ng/ml	99
28) 1,2,4-Trichlorobenzene	8.045	180	947888	5570.66	ng/ml	95
29) Naphthalene	8.126	128	3450382	5507.27	ng/ml	100
30) 4-Chloroaniline	8.168	127	1415802	6147.46	ng/ml	97
31) Hexachlorobutadiene	8.249	225	473675	5667.36	ng/ml	98
32) 4-Chloro-3-methylphenol	8.644	107	1026539	6084.76	ng/ml	97
33) 2-Methylnaphthalene	8.821	142	2256262	5520.59	ng/ml	97
34) 1-Methylnaphthalene	8.923	142	2130936	5353.31	ng/ml	98
36) Hexachlorocyclopentadiene	8.981	237	489813	6791.53	ng/ml	99
37) 2,4,6-Trichlorophenol	9.099	196	617479	6165.33	ng/ml	98
38) 2,4,5-Trichlorophenol	9.136	196	611970	5831.75	ng/ml	97
39) 1,1'-Biphenyl	9.292	154	2626639	5349.58	ng/ml	98
41) 2-Chloronaphthalene	9.318	162	1970530	5604.63	ng/ml	99
42) 2-Nitroaniline	9.420	138	778160	6408.20	ng/ml	84

See MJ

Quantitation Report (Not Reviewed)

Data Path : C:\msdchem\1\DATA\2019-01\9A30046\
Data File : E01301922.D
Acq On : 30 Jan 2019 11:51 pm
Operator : JK/ AMS /DTH
Sample : 9A30046-CAL9
Misc : 1x, A18L335@6000
ALS Vial : 11 Sample Multiplier: 1
DataAcq Meth:SV5_AQUISITION.M

Quant Time: Jan 31 09:53:30 2019
Quant Method : C:\msdchem\1\METHODS\SV5_013019.M
Quant Title : EPA 8270D: Semivolatile Organics
QLast Update : Thu Jan 31 09:52:26 2019
Response via : Initial Calibration
InstName : SV-GCMS5

Compound	R.T.	QIon	Response	Conc	Units	Dev(Min)
43) 2,6-Dimethylnaphthalene	9.452	156	1873897	5466.42	ng/ml	99
44) 1,4-Dinitrobenzene	9.543	168	353235	6478.90	ng/ml	93
45) Dimethyl phthalate	9.607	163	2274017	5839.97	ng/ml	100
46) 1,3-Dinitrobenzene	9.634	168	398456	6533.67	ng/ml	91
47) 2,6-Dinitrotoluene	9.661	165	550344	6228.11	ng/ml	84
48) 1,2-Dinitrobenzene	9.725	168	260513	6758.99	ng/ml#	74
49) Acenaphthylene	9.746	152	3178592	5714.43	ng/ml	98
50) 3-Nitroaniline	9.843	138	645615	6400.74	ng/ml	96
51) Acenaphthene	9.923	153	2033161	5288.13	ng/ml	99
52) 2,4-Dinitrophenol	9.939	184	286154	5414.16	ng/ml	85
53) 4-Nitrophenol	9.998	139	535869	6292.27	ng/ml	83
54) 2,4-Dinitrotoluene	10.078	165	723845	6452.61	ng/ml	93
55) Dibenzofuran	10.094	168	2796501	5547.19	ng/ml	95
56) 2,3,5,6-Tetrachlorophenol	10.174	232	514203	6235.27	ng/ml	93
57) 2,3,4,6-Tetrachlorophenol	10.217	232	530685	6357.49	ng/ml	95
58) Diethyl phthalate	10.313	149	2138606	5494.51	ng/ml	96
59) 2,3,5-Trimethylnaphtha...	10.308	170	1629306	5204.64	ng/ml	98
60) Fluorene	10.447	166	2221082	5509.90	ng/ml	99
61) 4-Chlorophenyl phenyl ...	10.436	204	1030051	5890.85	ng/ml	88
62) 4-Nitroaniline	10.474	138	669009	6462.04	ng/ml	80
63) 4,6-Dinitro-2-methylph...	10.500	198	362560	5558.92	ng/ml	85
65) N-Nitrosodiphenylamine	10.559	169	1960689	5821.00	ng/ml	99
66) Azobenzene (1,2-DPH)	10.597	77	2612835	6418.26	ng/ml	94
68) 4-Bromophenyl phenyl e...	10.934	248	602434	6695.38	ng/ml	91
69) Hexachlorobenzene	11.019	284	606966	6534.21	ng/ml	95
70) Pentachlorophenol (PCP)	11.206	266	395292	6524.62	ng/ml	97
71) Phenanthrene	11.431	178	3142052	5195.31	ng/ml	98
72) Anthracene	11.485	178	3204108	5481.01	ng/ml	99
73) Carbazole	11.640	167	2995482	5834.43	ng/ml	99
74) Di-n-butyl phthalate	11.977	149	3697863	5870.49	ng/ml	99
75) Fluoranthene	12.758	202	3367710	5790.24	ng/ml	97
76) Benzidine	12.929	184	3789861	10411.39	ng/ml	98
77) Pyrene	13.078	202	3451729	5758.71	ng/ml	99
80) Butyl benzyl phthalate	14.175	149	1765700	5646.23	ng/ml	94
81) Bis(2-ethylhexyl) adipate	14.357	129	1647877	6501.08	ng/ml	99
82) 3,3-Dichlorobenzidine	15.400	252	2297909	12597.23	ng/ml	99
83) Benz(a)anthracene	15.421	228	3081071	5756.40	ng/ml	99
84) Chrysene	15.512	228	2949203	5825.19	ng/ml	99
85) Bis(2-ethylhexyl) phth...	15.560	149	2465950	6252.31	ng/ml	95
87) Di-n-octyl phthalate	17.256	149	4069870	5590.76	ng/ml	98
88) Benzo(b)fluoranthene	18.063	252	2914506	5696.15	ng/ml	99
89) Benzo(k)fluoranthene	18.138	252	2736373	5680.51	ng/ml	97
90) Benzo(b+k)fluoranthene	18.138	252	5886892	11520.04	ng/ml	97
91) Benzo(e)pyrene	18.727	252	2825299	6402.81	ng/ml	99
92) Benzo(a)pyrene	18.855	252	2720886	5863.18	ng/ml	98
93) Perylene	19.064	252	2815058	5743.54	ng/ml	99
95) Indeno(1,2,3-cd)pyrene	21.406	276	2513172	5722.50	ng/ml	94
96) Dibenz(a,h)anthracene	21.465	278	2316997	5518.68	ng/ml	96
97) Benzo(g,h,i)perylene	21.952	276	2394723	5413.62	ng/ml	85

(#) = qualifier out of range (m) = manual integration (+) = signals summed

Quantitation Report (Qedit)

Data Path : C:\msdchem\1\DATA\2019-01\9A30046\
Data File : E01301922.D
Acq On : 30 Jan 2019 11:51 pm
Operator : JK/ AMS /DTH
Sample : 9A30046-CAL9
Misc : 1x, A18L335@6000
ALS Vial : 11 Sample Multiplier: 1
DataAcq Meth:SV5_AQUISITION.M

Quant Time: Jan 31 09:53:30 2019
Quant Method : C:\msdchem\1\METHODS\SV5_013019.M
Quant Title : EPA 8270D: Semivolatile Organics
QLast Update : Thu Jan 31 09:52:26 2019
Response via : Initial Calibration
InstName : SV-GCMS5

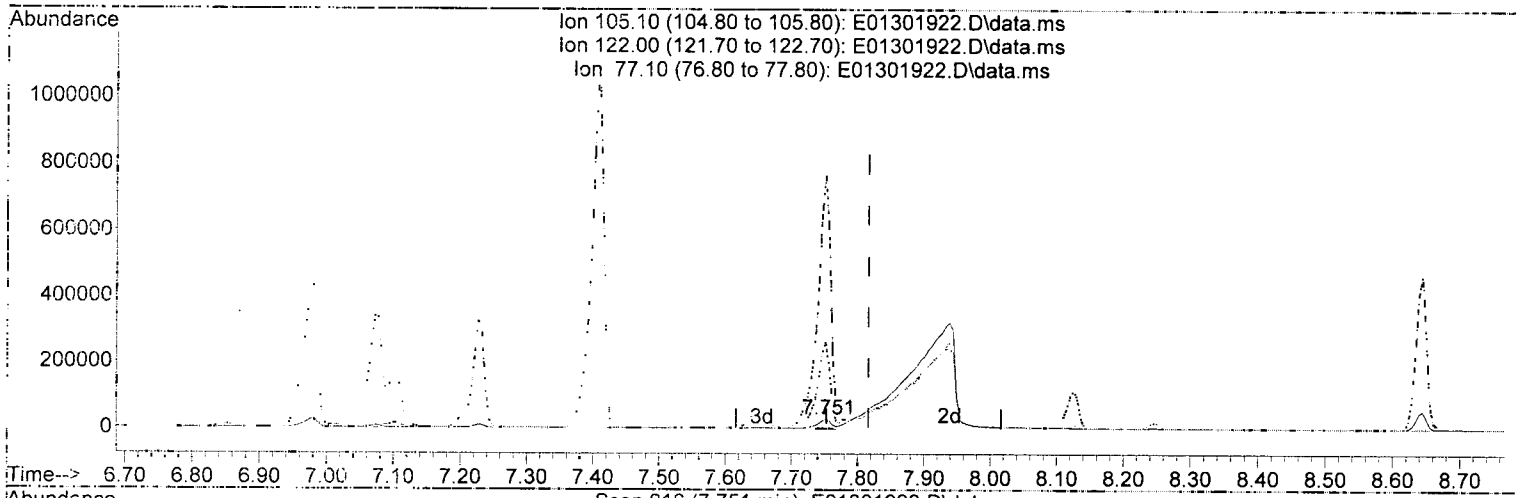



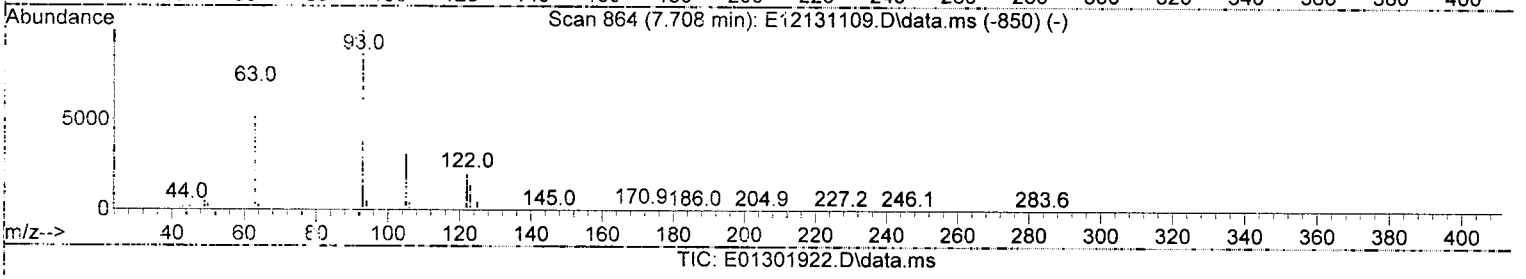

TIC: E01301922.D\data.ms

(26) Benzoic acid (T)

7.751min (-0.064) 1248.51 ng/ml

response 40451

Ion	Exp%	Act%
105.10	100.00	100.00
122.00	79.60	2724.94#
77.10	85.50	925.17#
0.00	0.00	0.00

Quantitation Report (Qedit)

Data Path : C:\msdchem\1\DATA\2019-01\9A30046\
Data File : E01301922.D
Acq On : 30 Jan 2019 11:51 pm
Operator : JK/ AMS /DTH
Sample : 9A30046-CAL9
Misc : 1x, A18L335@6000
ALS Vial : 11 Sample Multiplier: 1
DataAcq Meth:SV5_AQUISITION.M

Quant Time: Jan 31 09:53:30 2019
Quant Method : C:\msdchem\1\METHODS\SV5_013019.M
Quant Title : EPA 8270D: Semivolatile Organics
QLast Update : Thu Jan 31 09:52:26 2019
Response via : Initial Calibration
InstName : SV-GCMS5

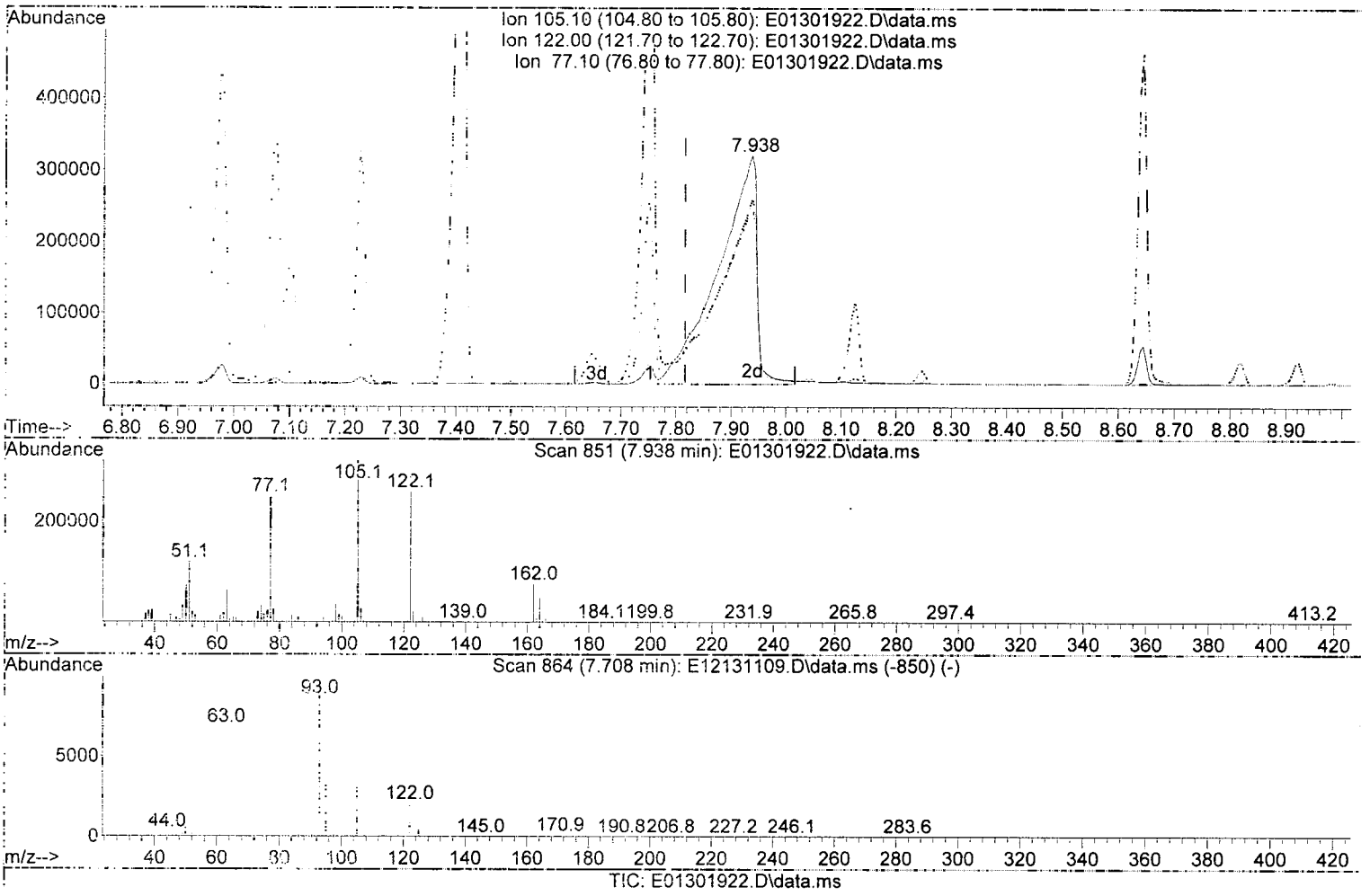

TIC: E01301922.D\data.ms

(26) Benzoic acid (T)

7.938min (+ 0.123) 11774.00 ng/ml m JK 1/31/19

response 1567369

Ion	Exp%	Act%
105.10	100.00	100.00
122.00	79.60	81.01
77.10	85.50	78.27
0.00	0.00	0.00

Quantitation Report (Not Reviewed)

Data Path : C:\msdchem\1\DATA\2019-01\9A30046\
Data File : E01301922.D
Acq On : 30 Jan 2019 11:51 pm
Operator : JK/ AMS /DTH
Sample : 9A30046-CAL9
Misc : 1x, A18L335@6000
ALS Vial : 11 Sample Multiplier: 1
DataAcq Meth:SV5_AQUISITION.M

Quant Time: Jan 31 09:53:30 2019
Quant Method : C:\msdchem\1\METHODS\SV5_013019.M
Quant Title : EPA 8270D: Semivolatile Organics
QLast Update : Thu Jan 31 09:52:26 2019
Response via : Initial Calibration
InstName : SV-GCMS5

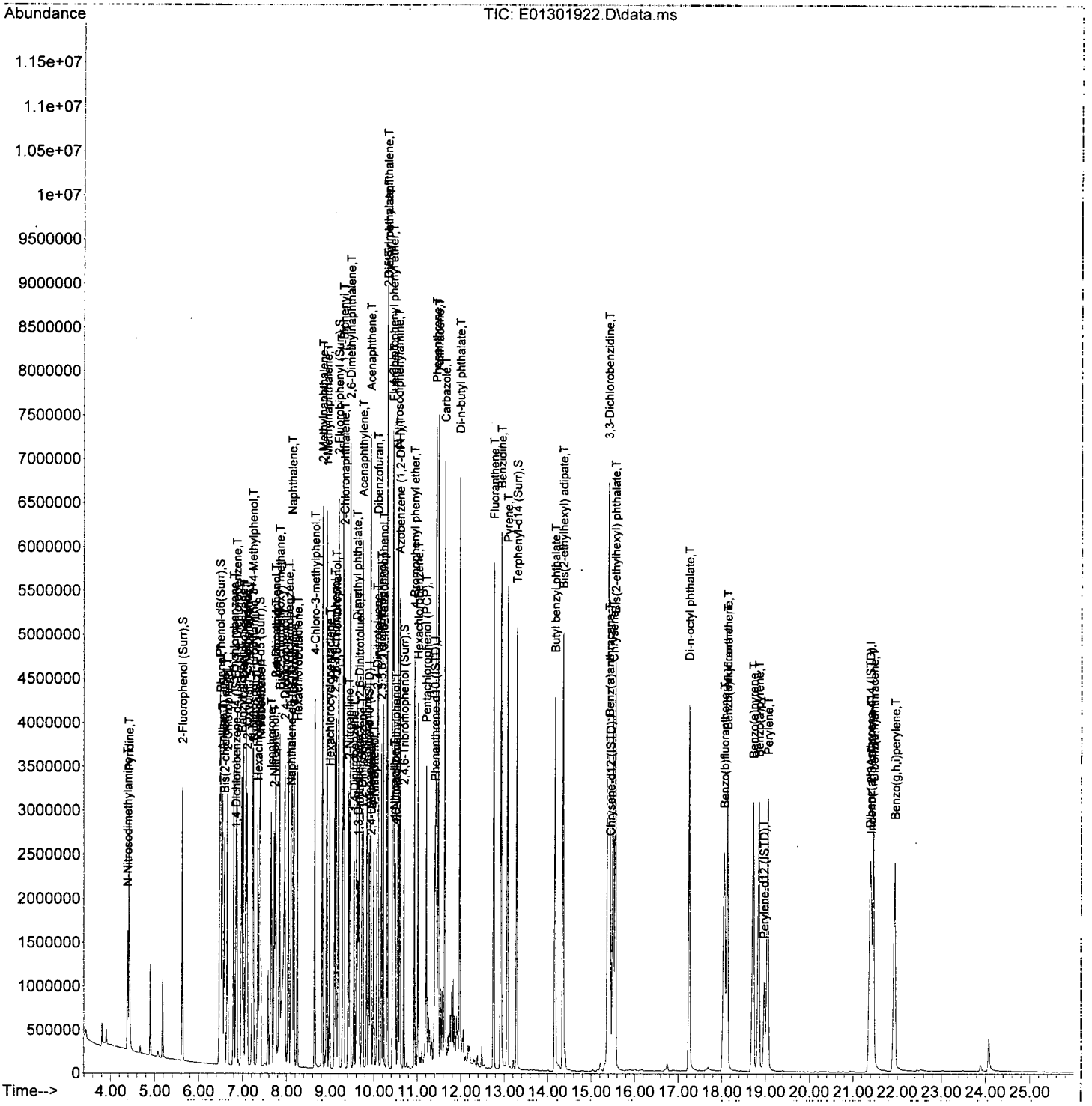

Quantitation Report (Not Reviewed)

Data Path : C:\msdchem\1\DATA\2019-01\9A30046\
Data File : E01301923.D
Acq.On : 31 Jan 2019 12:28 am
Operator : JK/ AMS /DTH
Sample : 9A30046-CALA
Misc : 1x, A18L336@8000
ALS Vial : 12 Sample Multiplier: 1
DataAcq Meth:SV5_AQUISITION.M

Quant Time: Jan 31 09:53:36 2019
Quant Method : C:\msdchem\1\METHODS\SV5_013019.M
Quant Title : EPA 8270D: Semivolatile Organics
QLast Update : Thu Jan 31 09:52:26 2019
Response via : Initial Calibration
InstName : SV-GCMS5

JK 1/31/19

Compound	R.T.	QIon	Response	Conc	Units	Dev(Min)
Internal Standards						
1) 1,4-Dichlorobenzene-d4...	6.853	152	280934	2000.00	ng/ml	0.00
21) Naphthalene-d8 (ISTD)	8.104	136	1114798	2000.00	ng/ml	0.00
35) Acenaphthene-d10 (ISTD)	9.886	162	543018	2000.00	ng/ml	0.00
64) Phenanthrene-d10 (ISTD)	11.405	188	1023802	2000.00	ng/ml	0.00
78) Chrysene-d12 (ISTD)	15.454	240	907570	2000.00	ng/ml	0.04
86) Perylene-d12 (ISTD)	18.978	264	832510	2000.00	ng/ml	0.03
94) Dibenz(a,h)Anthrcene-d...	21.396	292	683312	2000.00	ng/ml	0.05
System Monitoring Compounds						
4) 2-Fluorophenol (Surr)	5.633	112	1496600	8806.09	ng/ml	0.00
5) Phenol-d6(Surr)	6.495	99	1930075	8735.18	ng/ml	0.02
19) Nitrobenzene-d5 (Surr)	7.393	82	1731910	8745.68	ng/ml	0.02
40) 2-Fluorobiphenyl (Surr)	9.190	172	2900077	6928.80	ng/ml	0.01
67) 2,4,6-Tribromophenol (...	10.699	330	403091	9663.57	ng/ml	0.02
79) Terphenyl-d14 (Surr)	13.293	244	3299466	8034.51	ng/ml	0.02
Target Compounds						Qvalue
2) N-Nitrosodimethylamine	4.393	74	1122619	9219.37	ng/ml	83
3) Pyridine	4.419	79	1799769	9183.04	ng/ml	93
6) Phenol	6.511	94	2021684	8544.36	ng/ml	94
7) Aniline	6.548	93	2632489	9068.14	ng/ml	96
8) Bis(2-chloroethyl) ether	6.596	93	1499102	7548.25	ng/ml	95
9) 2-Chlorophenol	6.655	128	1563047	8403.19	ng/ml	97
10) 1,3-Dichlorobenzene	6.805	146	1629041	7315.91	ng/ml	97
11) 1,4-Dichlorobenzene	6.869	146	1640871	7233.20	ng/ml	100
12) Benzyl alcohol	6.987	108	1046185	7688.30	ng/ml	91
13) 1,2-Dichlorobenzene	7.019	146	1561940	7323.23	ng/ml	99
14) 2-Methylphenol	7.078	107	1251343	8491.37	ng/ml	99
15) 2,2'-Oxybis(1-Chloropr...	7.104	45	2259312	8376.35	ng/ml	90
16) N-Nitrosodi-n-propylamine	7.249	70	1199931	8681.24	ng/ml	94
17) 3+4-Methylphenol	7.238	107	1590888	8338.05	ng/ml	95
18) Hexachloroethane	7.350	117	626658	7871.76	ng/ml	83
20) Nitrobenzene	7.415	77	1701352	8641.84	ng/ml	90
22) Isophorone	7.655	82	3162533	8723.77	ng/ml	96
23) 2-Nitrophenol	7.725	139	801876	8245.20	ng/ml	86
24) 2,4-Dimethylphenol	7.757	122	1321200	8263.85	ng/ml	96
25) Bis(2-chloroethoxy) me...	7.848	93	1803114	7779.71	ng/ml	100
26) Benzoic acid	~~7.757~~	~~105~~	48296	1340.17	~~ng/ml#~~	1
27) 2,4-Dichlorophenol	7.965	162	1159632	8231.27	ng/ml	99
28) 1,2,4-Trichlorobenzene	8.046	180	1206585	7302.88	ng/ml	95
29) Naphthalene	8.131	128	4249185	6984.92	ng/ml	99
30) 4-Chloroaniline	8.174	127	1793320	8019.32	ng/ml	96
31) Hexachlorobutadiene	8.249	225	608097	7493.07	ng/ml	97
32) 4-Chloro-3-methylphenol	8.645	107	1296093	7677.52	ng/ml	98
33) 2-Methylnaphthalene	8.821	142	2767888	6974.79	ng/ml	97
34) 1-Methylnaphthalene	8.923	142	2608946	6750.00	ng/ml	98
36) Hexachlorocyclopentadiene	8.987	237	607633	8634.28	ng/ml	98
37) 2,4,6-Trichlorophenol	9.105	196	774818	7807.23	ng/ml	98
38) 2,4,5-Trichlorophenol	9.142	196	807064	7518.74	ng/ml	98
39) 1,1'-Biphenyl	9.297	154	3199105	6677.22	ng/ml	97
41) 2-Chloronaphthalene	9.324	162	2468792	7196.08	ng/ml	100
42) 2-Nitroaniline	9.426	138	1014716	8563.66	ng/ml	83

See NJ

Quantitation Report (Not Reviewed)

Data Path : C:\msdchem\1\DATA\2019-01\9A30046\
Data File : E01301923.D
Acq On : 31 Jan 2019 12:28 am
Operator : JK/ AMS /DTH
Sample : 9A30046-CALA
Misc : 1x, A18L336@8000
ALS Vial : 12 Sample Multiplier: 1
DataAcq Meth:SV5_AQUISITION.M

Quant Time: Jan 31 09:53:36 2019
Quant Method : C:\msdchem\1\METHODS\SV5_013019.M
Quant Title : EPA 8270D: Semivolatile Organics
QLast Update : Thu Jan 31 09:52:26 2019
Response via : Initial Calibration
InstName : SV-GCMS5

Compound	R.T.	QIon	Response	Conc	Units	Dev(Min)
43) 2,6-Dimethylnaphthalene	9.458	156	2321419	6939.99	ng/ml	98
44) 1,4-Dinitrobenzene	9.549	168	468426	8804.95	ng/ml	89
45) Dimethyl phthalate	9.613	163	2911473	7662.63	ng/ml	99
46) 1,3-Dinitrobenzene	9.645	168	525895	8837.38	ng/ml	95
47) 2,6-Dinitrotoluene	9.666	165	715275	8295.50	ng/ml	82
48) 1,2-Dinitrobenzene	9.736	168	333646	8871.28	ng/ml#	70
49) Acenaphthylene	9.747	152	3948147	7274.10	ng/ml	97
50) 3-Nitroaniline	9.848	138	834824	8482.01	ng/ml	97
51) Acenaphthene	9.928	153	2520666	6718.82	ng/ml	99
52) 2,4-Dinitrophenol	9.950	184	400481	7030.55	ng/ml	79
53) 4-Nitrophenol	10.009	139	695415	8031.66	ng/ml	82
54) 2,4-Dinitrotoluene	10.083	165	930978	8505.05	ng/ml	93
55) Dibenzofuran	10.100	168	3482255	7078.91	ng/ml	95
56) 2,3,5,6-Tetrachlorophenol	10.174	232	669191	8000.00	ng/ml	95
57) 2,3,4,6-Tetrachlorophenol	10.223	232	692769	8323.33	ng/ml	94
58) Diethyl phthalate	10.319	149	2624972	6911.48	ng/ml	95
59) 2,3,5-Trimethylnaphtha...	10.308	170	2005572	6565.60	ng/ml	99
60) Fluorene	10.453	166	2767503	7035.83	ng/ml	98
61) 4-Chlorophenyl phenyl ...	10.436	204	1303879	7641.95	ng/ml	90
62) 4-Nitroaniline	10.485	138	879385	8704.92	ng/ml	80
63) 4,6-Dinitro-2-methylph...	10.506	198	494172	7276.17	ng/ml	86
65) N-Nitrosodiphenylamine	10.565	169	2473583	7484.03	ng/ml	99
66) Azobenzene (1,2-DPH)	10.602	77	3228382	8081.84	ng/ml	91
68) 4-Bromophenyl phenyl e...	10.939	248	789349	8940.36	ng/ml	88
69) Hexachlorobenzene	11.025	284	801760	8796.15	ng/ml	92
70) Pentachlorophenol (PCP)	11.212	266	524085	8437.76	ng/ml	97
71) Phenanthrene	11.437	178	3940073	6639.30	ng/ml	98
72) Anthracene	11.490	178	3984243	6945.75	ng/ml	99
73) Carbazole	11.645	167	3792212	7527.39	ng/ml	99
74) Di-n-butyl phthalate	11.977	149	4593818	7432.19	ng/ml	99
75) Fluoranthene	12.763	202	4263906	7471.19	ng/ml	97
76) Benzidine	12.934	184	4855656	13082.99	ng/ml	99
77) Pyrene	13.084	202	4397051	7476.01	ng/ml	98
80) Butyl benzyl phthalate	14.181	149	2274562	7195.35	ng/ml	94
81) Bis(2-ethylhexyl) adipate	14.362	129	2130742	8593.90	ng/ml	98
82) 3,3-Dichlorobenzidine	15.411	252	2995565	15923.87	ng/ml	99
83) Benz(a)anthracene	15.432	228	3973101	7588.88	ng/ml	99
84) Chrysene	15.523	228	3809563	7692.71	ng/ml	99
85) Bis(2-ethylhexyl) phth...	15.566	149	3197212	8287.55	ng/ml	95
87) Di-n-octyl phthalate	17.267	149	5278776	7035.45	ng/ml	98
88) Benzo(b)fluoranthene	18.080	252	3991347	7678.49	ng/ml	99
89) Benzo(k)fluoranthene	18.149	252	3282962	6944.39	ng/ml	96
90) Benzo(b+k)fluoranthene	18.149	252	7617275	15030.09	ng/ml	96
91) Benzo(e)pyrene	18.743	252	3659927	8529.31	ng/ml	99
92) Benzo(a)pyrene	18.871	252	3529245	7581.59	ng/ml	99
93) Perylene	19.075	252	3618955	7592.94	ng/ml	99
95) Indeno(1,2,3-cd)pyrene	21.417	276	3220620	7675.13	ng/ml	95
96) Dibenz(a,h)anthracene	21.476	278	2936332	7319.76	ng/ml	96
97) Benzo(g,h,i)perylene	21.963	276	2911992	6889.77	ng/ml	85

(#) = qualifier out of range (m) = manual integration (+) = signals summed

Quantitation Report (Qedit)

Data Path : C:\msdchem\1\DATA\2019-01\9A30046\
Data File : E01301923.D
Acq On : 31 Jan 2019 12:28 am
Operator : JK/ AMS /DTH
Sample : 9A30046-CALA
Misc : 1x, A18L336@8000
ALS Vial : 12 Sample Multiplier: 1
DataAcq Meth:SV5_AQUISITION.M

Quant Time: Jan 31 09:53:36 2019
Quant Method : C:\msdchem\1\METHODS\SV5_013019.M
Quant Title : EPA 8270D: Semivolatile Organics
QLast Update : Thu Jan 31 09:52:26 2019
Response via : Initial Calibration
InstName : SV-GCMS5

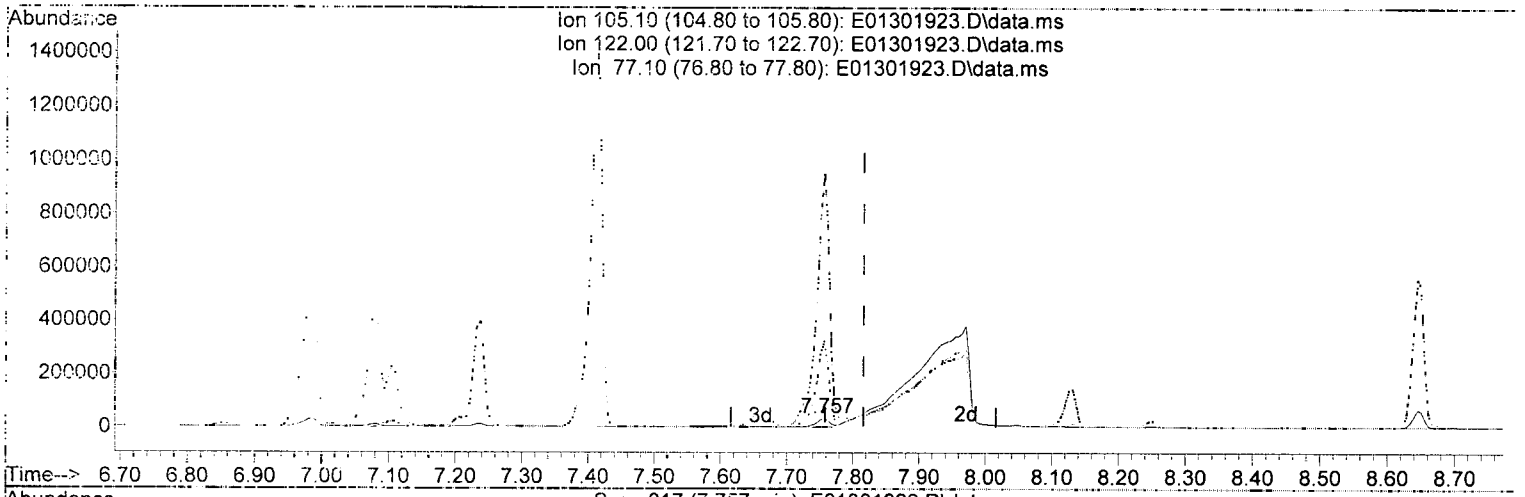

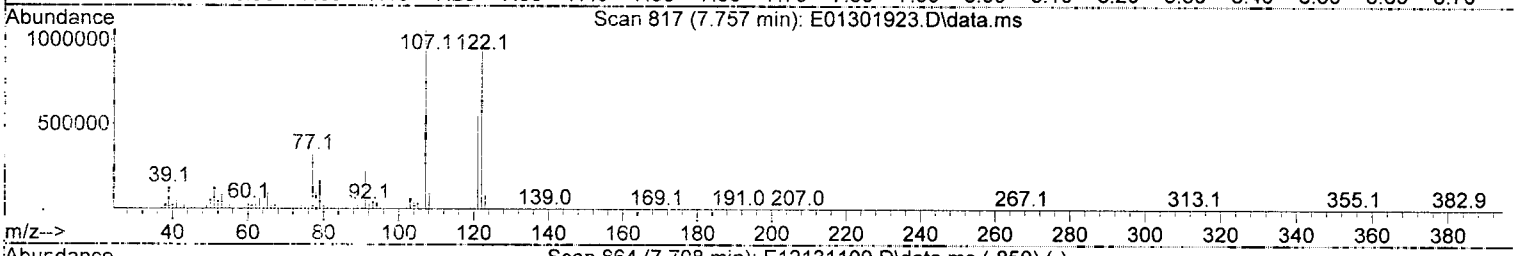



(26) Benzoic acid (T)

7.757min (-0.059) 1340.17 ng/ml

response 48296

Ion	Exp%	Act%
105.10	100.00	100.00
122.00	79.60	2734.05#
77.10	85.50	927.68#
0.00	0.00	0.00

Quantitation Report (Qedit)

Data Path : C:\msdchem\1\DATA\2019-01\9A30046\
Data File : E01301923.D
Acq On : 31 Jan 2019 12:28 am
Operator : JK/ AMS /DTH
Sample : 9A30046-CALA
Misc : 1x, A18L336@8000
ALS Vial : 12 Sample Multiplier: 1
DataAcq Meth:SV5_AQUISITION.M

Quant Time: Jan 31 09:53:36 2019
Quant Method : C:\msdchem\1\METHODS\SV5_013019.M
Quant Title : EPA 8270D: Semivolatile Organics
QLast Update : Thu Jan 31 09:52:26 2019
Response via : Initial Calibration
InstName : SV-GCMS5

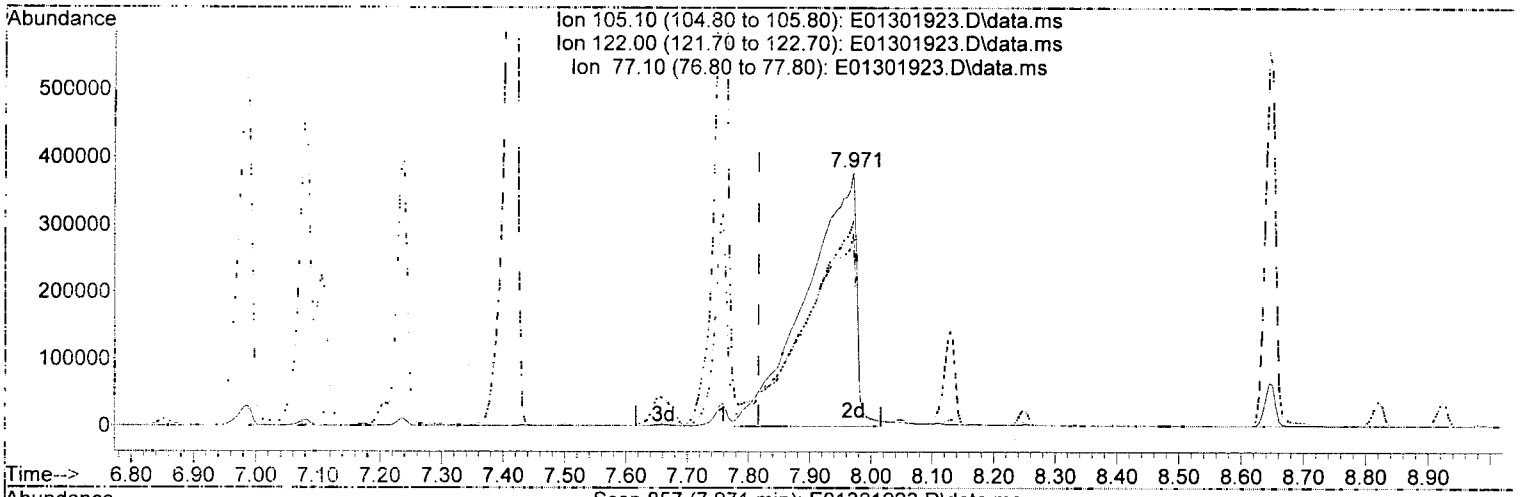

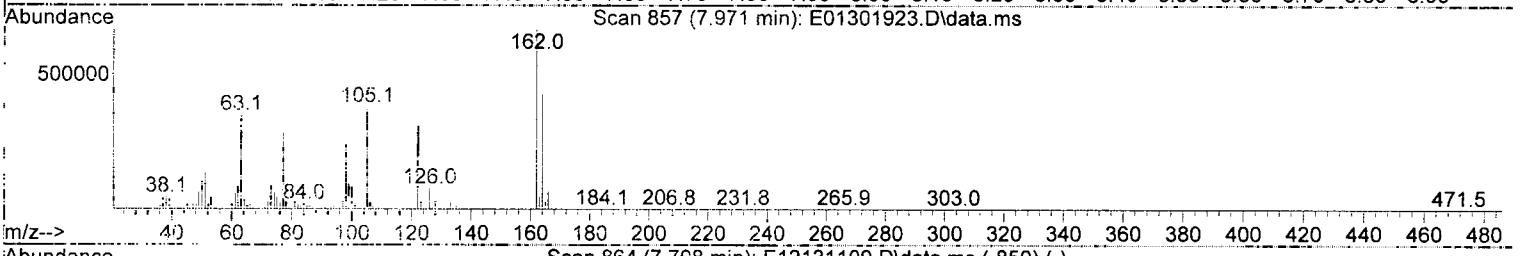

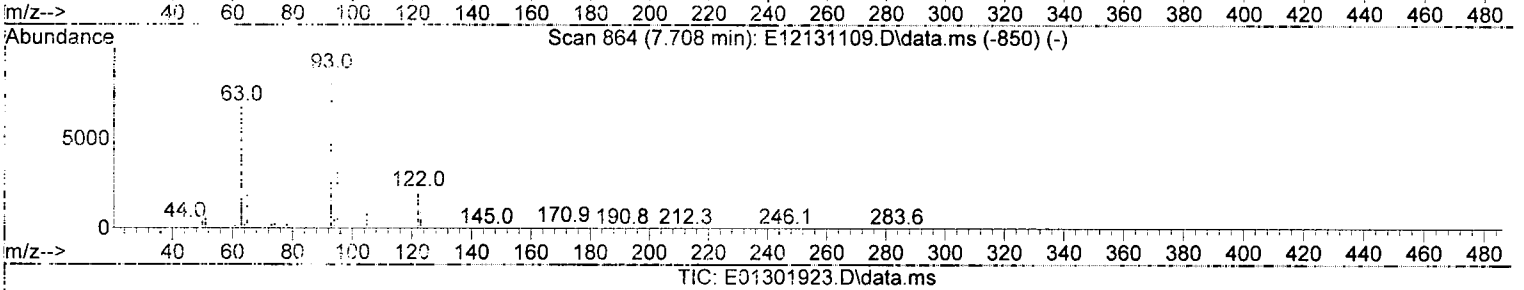

TIC: E01301923.D\data.ms

(26) Benzoic acid (T)

7.971min (+ 0.155) 14891.92 ng/ml m

response 2134233

Ion	Exp%	Act%
105.10	100.00	100.00
122.00	79.60	80.84
77.10	85.50	75.70
0.00	0.00	0.00

1/31/19

Quantitation Report (Not Reviewed)

Data Path : C:\msdchem\1\DATA\2019-01\9A30046\
Data File : E01301923.D
Acq On : 31 Jan 2019 12:28 am
Operator : JK/ AMS /DTH
Sample : 9A30046-CALA
Misc : 1x, A18L336@8000
ALS Vial : 12 Sample Multiplier: 1
DataAcq Meth:SV5_AQUISITION.M

Quant Time: Jan 31 09:53:36 2019
Quant Method : C:\msdchem\1\METHODS\SV5_013019.M
Quant Title : EPA 8270D: Semivolatile Organics
QLast Update : Thu Jan 31 09:52:26 2019
Response via : Initial Calibration
InstName : SV-GCMS5

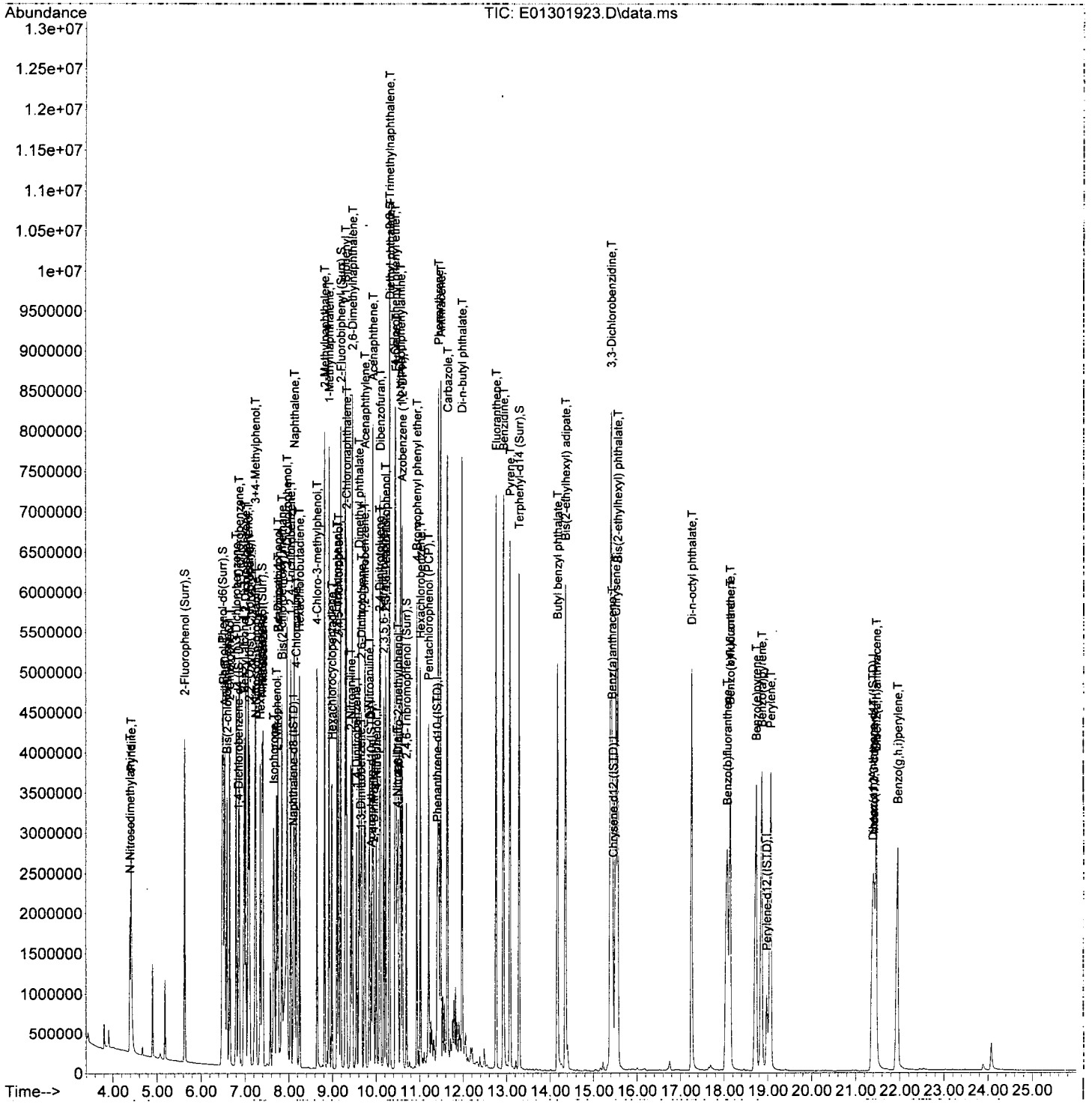

Quantitation Report (Not Reviewed)

Data Path : C:\msdchem\1\DATA\2019-01\9A30046\
Data File : E01301925.D
Acq On : 31 Jan 2019 1:40 am
Operator : JK/ AMS /DTH
Sample : 9A30046-ICV1
Misc : 1x, A19A013@1000
ALS Vial : 13 Sample Multiplier: 1
DataAcq Meth:SV5_AQUISITION.M

Quant Time: Jan 31 09:53:48 2019
Quant Method : C:\msdchem\1\METHODS\SV5_013019.M
Quant Title : EPA 8270D: Semivolatile Organics
QLast Update : Thu Jan 31 09:52:26 2019
Response via : Initial Calibration
InstName : SV-GCMS5

GJ 1/31/19

Compound	R.T.	QIon	Response	Conc	Units	Dev(Min)
Internal Standards						
1) 1,4-Dichlorobenzene-d4...	6.847	152	277641	2000.00	ng/ml	0.00
21) Naphthalene-d8 (ISTD)	8.099	136	1090359	2000.00	ng/ml	0.00
35) Acenaphthene-d10 (ISTD)	9.880	162	529225	2000.00	ng/ml	0.00
64) Phenanthrene-d10 (ISTD)	11.399	188	987863	2000.00	ng/ml	0.00
78) Chrysene-d12 (ISTD)	15.416	240	891477	2000.00	ng/ml	0.00
86) Perylene-d12 (ISTD)	18.951	264	813758	2000.00	ng/ml	0.00
94) Dibenz(a,h)Anthrcene-d...	21.353	292	665943	2000.00	ng/ml	0.00
System Monitoring Compounds						
4) 2-Fluorophenol (Surr)	5.628	112	177544	1057.07	ng/ml	0.00
5) Phenol-d6(Surr)	6.473	99	240509	1101.41	ng/ml	0.00
19) Nitrobenzene-d5 (Surr)	7.377	82	220297	1125.63	ng/ml	0.00
40) 2-Fluorobiphenyl (Surr)	9.179	172	400961	982.93	ng/ml	0.00
67) 2,4,6-Tribromophenol (...	10.682	330	41202	1287.03	ng/ml	0.00
79) Terphenyl-d14 (Surr)	13.277	244	437453	1084.47	ng/ml	0.00
Target Compounds						Qvalue
2) N-Nitrosodimethylamine	4.376	74	135584	1126.67	ng/ml	86
3) Pyridine	4.409	79	218654	1128.88	ng/ml	95
6) Phenol	6.489	94	247692	1059.25	ng/ml	91
7) Aniline	6.532	93	309908	1080.20	ng/ml	95
8) Bis(2-chloroethyl) ether	6.580	93	206192	1050.53	ng/ml	96
9) 2-Chlorophenol	6.650	128	191059	1039.35	ng/ml	96
10) 1,3-Dichlorobenzene	6.799	146	210822	958.02	ng/ml	96
11) 1,4-Dichlorobenzene	6.864	146	214824	958.21	ng/ml	99
12) Benzyl alcohol	6.965	108	113801	1019.39	ng/ml	94
13) 1,2-Dichlorobenzene	7.013	146	204761	971.42	ng/ml	99
14) 2-Methylphenol	7.067	107	158178	1086.10	ng/ml	98
15) 2,2'-Oxybis(1-Chloropr...	7.099	45	317454	1190.91	ng/ml	94
16) N-Nitrosodi-n-propylamine	7.222	70	158369	1159.36	ng/ml	96
17) 3+4-Methylphenol	7.211	107	206087	1092.94	ng/ml	94
18) Hexachloroethane	7.345	117	78838	1002.07	ng/ml	85
20) Nitrobenzene	7.398	77	219235	1126.79	ng/ml	92
22) Isophorone	7.628	82	400466	1129.44	ng/ml	96
23) 2-Nitrophenol	7.714	139	91410	960.98	ng/ml	87
24) 2,4-Dimethylphenol	7.741	122	164651	1052.94	ng/ml	93
25) Bis(2-chloroethoxy) me...	7.832	93	248424	1095.87	ng/ml	99
26) Benzoic acid	7.821	105	122981	2100.46	ng/ml	96
27) 2,4-Dichlorophenol	7.949	162	135939	986.55	ng/ml	100
28) 1,2,4-Trichlorobenzene	8.040	180	154987	959.09	ng/ml	96
29) Naphthalene	8.120	128	591606	994.30	ng/ml	99
30) 4-Chloroaniline	8.163	127	222109	1015.48	ng/ml	96
31) Hexachlorobutadiene	8.243	225	77172	972.24	ng/ml	98
32) 4-Chloro-3-methylphenol	8.634	107	147250	1036.87	ng/ml	98
33) 2-Methylnaphthalene	8.816	142	394231	1015.69	ng/ml	96
34) 1-Methylnaphthalene	8.917	142	370979	981.33	ng/ml	97
36) Hexachlorocyclopentadiene	8.982	237	66625	971.40	ng/ml	98
37) 2,4,6-Trichlorophenol	9.094	196	87821	989.42	ng/ml	99
38) 2,4,5-Trichlorophenol	9.131	196	91305	1066.93	ng/ml	99
39) 1,1'-Biphenyl	9.281	154	462795	991.18	ng/ml	98
41) 2-Chloronaphthalene	9.308	162	332442	994.26	ng/ml	99
42) 2-Nitroaniline	9.404	138	111786	968.00	ng/ml	89

Quantitation Report (Not Reviewed)

Data Path : C:\msdchem\1\DATA\2019-01\9A30046\
Data File : E01301925.D
Acq On : 31 Jan 2019 1:40 am
Operator : JK/ AMS /DTH
Sample : 9A30046-ICV1
Misc : 1x, A19A013@1000
ALS Vial : 13 Sample Multiplier: 1
DataAcq Meth:SV5_AQUISITION.M

Quant Time: Jan 31 09:53:48 2019
Quant Method : C:\msdchem\1\METHODS\SV5_013019.M
Quant Title : EPA 8270D: Semivolatile Organics
QLast Update : Thu Jan 31 09:52:26 2019
Response via : Initial Calibration
InstName : SV-GCMS5

	Compound	R.T.	QIon	Response	Conc	Units	Dev(Min)
43)	2,6-Dimethylnaphthalene	9.447	156	338148	1037.26	ng/ml	97
44)	1,4-Dinitrobenzene	9.533	168	44630	860.77	ng/ml	88
45)	Dimethyl phthalate	9.581	163	380922	1028.67	ng/ml	99
46)	1,3-Dinitrobenzene	9.613	168	57201	986.28	ng/ml	93
47)	2,6-Dinitrotoluene	9.645	165	84450	1004.95	ng/ml	86
48)	1,2-Dinitrobenzene	9.704	168	39174	1068.74	ng/ml#	72
49)	Acenaphthylene	9.736	152	551004	1041.63	ng/ml	99
50)	3-Nitroaniline	9.821	138	96272	1003.64	ng/ml	97
51)	Acenaphthene	9.912	153	361137	987.70	ng/ml	100
52)	2,4-Dinitrophenol	9.923	184	21125	730.73	ng/ml	87
53)	4-Nitrophenol	9.971	139	70280	1043.52	ng/ml	84
54)	2,4-Dinitrotoluene	10.057	165	108807	1019.92	ng/ml	93
55)	Dibenzofuran	10.089	168	483823	1009.17	ng/ml	92
56)	2,3,5,6-Tetrachlorophenol	10.164	232	71138	1053.44	ng/ml	96
57)	2,3,4,6-Tetrachlorophenol	10.212	232	77430	1057.03	ng/ml	92
58)	Diethyl phthalate	10.297	149	389146	1051.31	ng/ml	96
59)	2,3,5-Trimethylnaphtha...	10.297	170	309071	1038.17	ng/ml	97
60)	Fluorene	10.436	166	402110	1048.93	ng/ml	100
61)	4-Chlorophenyl phenyl ...	10.426	204	173539	1043.61	ng/ml	92
62)	4-Nitroaniline	10.442	138	103597	1052.22	ng/ml	79
63)	4,6-Dinitro-2-methylph...	10.474	198	40799	861.78	ng/ml	91
65)	N-Nitrosodiphenylamine	10.543	169	335063	1050.64	ng/ml	97
66)	Azobenzene (1,2-DPH)	10.586	77	474353	1230.68	ng/ml	99
68)	4-Bromophenyl phenyl e...	10.929	248	96780	1136.03	ng/ml	94
69)	Hexachlorobenzene	11.009	284	96201	1093.82	ng/ml	96
70)	Pentachlorophenol (PCP)	11.201	266	45098	955.89	ng/ml	97
71)	Phenanthrene	11.421	178	562373	982.11	ng/ml	99
72)	Anthracene	11.474	178	575013	1038.89	ng/ml	99
73)	Carbazole	11.629	167	522125	1074.10	ng/ml	99
74)	Di-n-butyl phthalate	11.971	149	663326	1112.22	ng/ml	99
75)	Fluoranthene	12.747	202	584676	1061.74	ng/ml	98
76)	Benzidine	12.907	184	351382	1232.02	ng/ml	99
77)	Pyrene	13.063	202	598814	1055.16	ng/ml	99
80)	Butyl benzyl phthalate	14.159	149	275114	1035.16	ng/ml	96
81)	Bis(2-ethylhexyl) adipate	14.341	129	254845	1046.42	ng/ml	99
82)	3,3-Dichlorobenzidine	15.352	252	326783	2261.07	ng/ml	98
83)	Benz(a)anthracene	15.389	228	531189	1032.92	ng/ml	98
84)	Chrysene	15.475	228	493746	1015.03	ng/ml	99
85)	Bis(2-ethylhexyl) phth...	15.544	149	376198	992.75	ng/ml	96
87)	Di-n-octyl phthalate	17.235	149	571095	1062.37	ng/ml	100
88)	Benzo(b)fluoranthene	18.021	252	464912	1072.93	ng/ml	99
89)	Benzo(k)fluoranthene	18.090	252	457480	1040.14	ng/ml	97
90)	Benzo(b+k)fluoranthene	18.090	252	951323	2080.05	ng/ml	97
91)	Benzo(e)pyrene	18.684	252	451868	1077.33	ng/ml	99
92)	Benzo(a)pyrene	18.807	252	426958	1068.81	ng/ml	100
93)	Perylene	19.010	252	475033	1019.64	ng/ml	99
95)	Indeno(1,2,3-cd)pyrene	21.353	276	363284	888.38	ng/ml	96
96)	Dibenz(a,h)anthracene	21.417	278	342915	877.12	ng/ml	96
97)	Benzo(g,h,i)perylene	21.893	276	378686	919.34	ng/ml	86

(#) = qualifier out of range (m) = manual integration (+) = signals summed

Quantitation Report (Not Reviewed)

Data Path : C:\msdchem\1\DATA\2019-01\9A30046\
Data File : E01301925.D
Acq On : 31 Jan 2019 1:40 am
Operator : JK/ AMS /DTH
Sample : 9A30046-ICV1
Misc : 1x, A19A013@1000
ALS Vial : 13 Sample Multiplier: 1
DataAcq Meth:SV5_AQUISITION.M

Quant Time: Jan 31 09:53:48 2019
Quant Method : C:\msdchem\1\METHODS\SV5_013019.M
Quant Title : EPA 8270D: Semivolatile Organics
QLast Update : Thu Jan 31 09:52:26 2019
Response via : Initial Calibration
InstName : SV-GCMS5

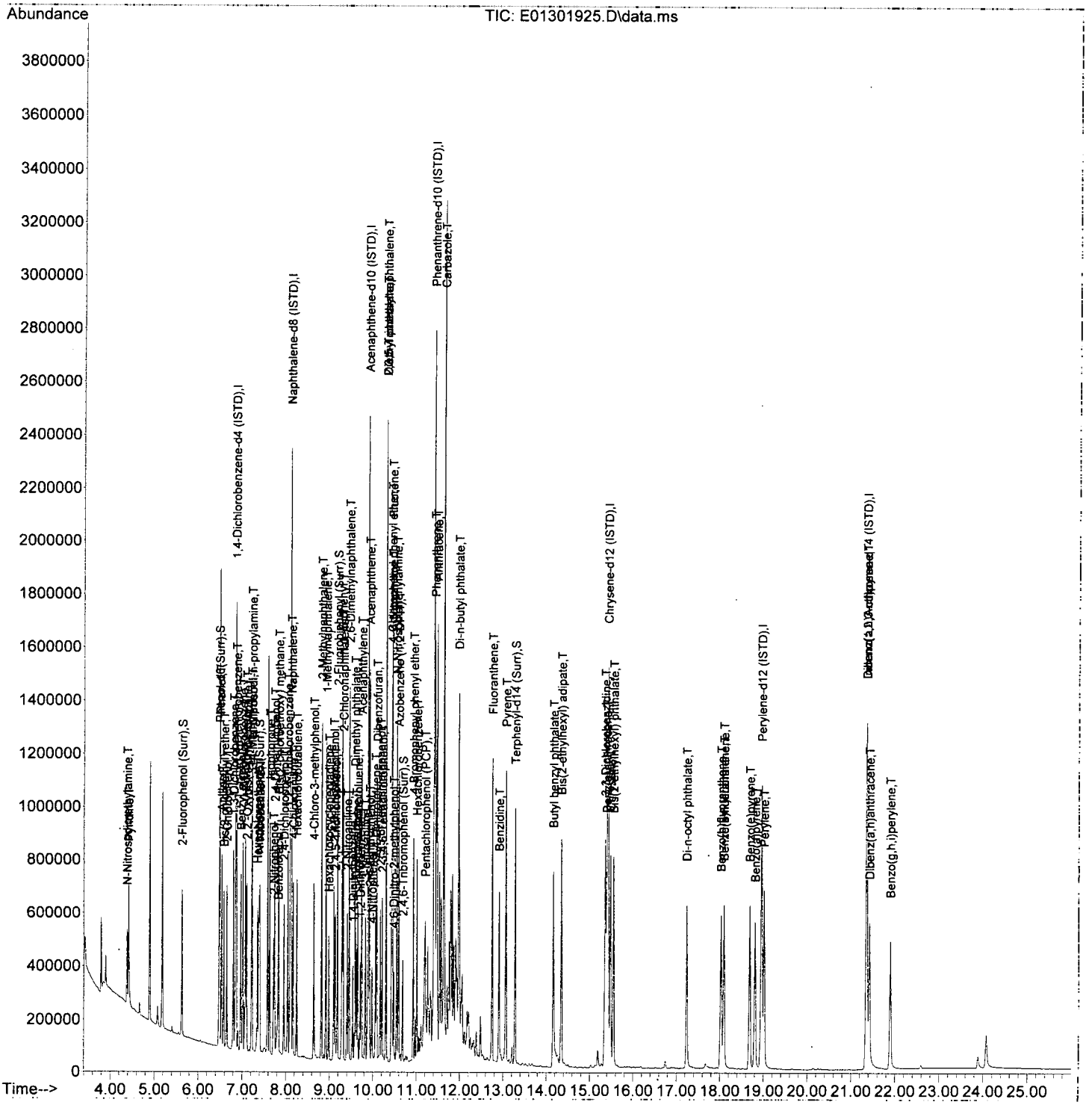

Quantitation Report (Not Reviewed)

Data Path : C:\msdchem\1\DATA\2019-01\9A30046\
Data File : E01301925.D
Acq On : 31 Jan 2019 1:40 am
Operator : JK/ AMS /DTH
Sample : 9A30046-ICV1
Misc : 1x, A19A013@1000
ALS Vial : 13 Sample Multiplier: 1
DataAcq Meth:SV5_AQUISITION.M

Final Reqmnt
1/31/19

Quant Time: Jan 31 12:00:55 2019
Quant Method : C:\msdchem\1\METHODS\SV5_013019.M
Quant Title : EPA 8270D: Semivolatile Organics
QLast Update : Thu Jan 31 10:44:49 2019
Response via : Initial Calibration
InstName : SV-GCMS5

Compound	R.T.	QIon	Response	Conc	Units	Dev(Min)
Internal Standards						
1) 1,4-Dichlorobenzene-d4...	6.847	152	277641	2000.00	ng/ml	0.00
21) Naphthalene-d8 (ISTD)	8.099	136	1090359	2000.00	ng/ml	0.00
35) Acenaphthene-d10 (ISTD)	9.880	162	529225	2000.00	ng/ml	0.00
64) Phenanthrene-d10 (ISTD)	11.399	188	987863	2000.00	ng/ml	0.00
78) Chrysene-d12 (ISTD)	15.416	240	891477	2000.00	ng/ml	0.00
86) Perylene-d12 (ISTD)	18.951	264	813758	2000.00	ng/ml	0.00
94) Dibenz(a,h)Anthrcene-d...	21.353	292	665943	2000.00	ng/ml	0.00
System Monitoring Compounds						
4) 2-Fluorophenol (Surr)	5.628	112	177544	1025.74	ng/ml	0.00
5) Phenol-d6(Surr)	6.473	99	240509	1038.80	ng/ml	0.00
19) Nitrobenzene-d5 (Surr)	7.377	82	220297	1061.23	ng/ml	0.00
40) 2-Fluorobiphenyl (Surr)	9.179	172	400961	1018.74	ng/ml	0.00
67) 2,4,6-Tribromophenol (...	10.682	330	41202	1137.97	ng/ml	0.00
79) Terphenyl-d14 (Surr)	13.277	244	437453	1050.25	ng/ml	0.00
Target Compounds						Qvalue
2) N-Nitrosodimethylamine	4.376	74	135584	1034.87	ng/ml	86
3) Pyridine	4.409	79	218654	1030.49	ng/ml	95
6) Phenol	6.489	94	247692	1020.99	ng/ml	91
7) Aniline	6.532	93	309876	980.20	ng/ml	95
8) Bis(2-chloroethyl) ether	6.580	93	206192	1039.86	ng/ml	96
9) 2-Chlorophenol	6.650	128	191059	1051.71	ng/ml	96
10) 1,3-Dichlorobenzene	6.799	146	210822	1015.20	ng/ml	96
11) 1,4-Dichlorobenzene	6.864	146	214824	1023.84	ng/ml	99
12) Benzyl alcohol	6.965	108	113801	989.09	ng/ml	94
13) 1,2-Dichlorobenzene	7.013	146	204761	1030.25	ng/ml	99
14) 2-Methylphenol	7.067	107	158178	1046.97	ng/ml	98
15) 2,2'-Oxybis(1-Chloropr...	7.099	45	317454	1009.58	ng/ml	94
16) N-Nitrosodi-n-propylamine	7.222	70	158369	1065.53	ng/ml	96
17) 3+4-Methylphenol	7.211	107	206087	1079.89	ng/ml	94
18) Hexachloroethane	7.345	117	78838	1017.83	ng/ml	85
20) Nitrobenzene	7.398	77	219235	1093.50	ng/ml	92
22) Isophorone	7.628	82	400466	1076.18	ng/ml	96
23) 2-Nitrophenol	7.714	139	91410	1119.87	ng/ml	87
24) 2,4-Dimethylphenol	7.741	122	164651	1009.12	ng/ml	93
25) Bis(2-chloroethoxy) me...	7.832	93	248424	1061.05	ng/ml	99
26) Benzoic acid	7.821	105	122679	2255.56	ng/ml	96
27) 2,4-Dichlorophenol	7.949	162	135939	1075.18	ng/ml	100
28) 1,2,4-Trichlorobenzene	8.040	180	154987	1023.23	ng/ml	96
29) Naphthalene	8.120	128	591606	1017.09	ng/ml	99
30) 4-Chloroaniline	8.163	127	222109	1108.76	ng/ml	96
31) Hexachlorobutadiene	8.243	225	77172	1043.11	ng/ml	98
32) 4-Chloro-3-methylphenol	8.634	107	147250	1059.62	ng/ml	98
33) 2-Methylnaphthalene	8.816	142	394231	1077.50	ng/ml	96
34) 1-Methylnaphthalene	8.917	142	370979	1058.80	ng/ml	97
36) Hexachlorocyclopentadiene	8.982	237	66625	981.41	ng/ml	98
37) 2,4,6-Trichlorophenol	9.094	196	87821	1102.50	ng/ml	99
38) 2,4,5-Trichlorophenol	9.131	196	91305	1098.05	ng/ml	99
39) 1,1'-Biphenyl	9.281	154	462795	1022.17	ng/ml	98
41) 2-Chloronaphthalene	9.308	162	332442	1017.01	ng/ml	99
42) 2-Nitroaniline	9.404	138	111786	1113.80	ng/ml	89

Quantitation Report (Not Reviewed)

Data Path : C:\msdchem\1\DATA\2019-01\9A30046\
Data File : E01301925.D
Acq On : 31 Jan 2019 1:40 am
Operator : JK/ AMS /DTH
Sample : 9A30046-ICV1
Misc : 1x, A19A013@1000
ALS Vial : 13 Sample Multiplier: 1
DataAcq Meth:SV5_AQUISITION.M

Quant Time: Jan 31 12:00:55 2019
Quant Method : C:\msdchem\1\METHODS\SV5_013019.M
Quant Title : EPA 8270D: Semivolatile Organics
QLast Update : Thu Jan 31 10:44:49 2019
Response via : Initial Calibration
InstName : SV-GCMS5

Compound	R.T.	QIon	Response	Conc	Units	Dev(Min)
43) 2,6-Dimethylnaphthalene	9.447	156	338148	1069.02	ng/ml	97
44) 1,4-Dinitrobenzene	9.533	168	44630	1158.49	ng/ml	88
45) Dimethyl phthalate	9.581	163	380922	1121.50	ng/ml	99
46) 1,3-Dinitrobenzene	9.613	168	57201	1152.44	ng/ml	93
47) 2,6-Dinitrotoluene	9.645	165	84450	1134.19	ng/ml	86
48) 1,2-Dinitrobenzene	9.704	168	39174	1168.42	ng/ml#	72
49) Acenaphthylene	9.736	152	551004	1068.88	ng/ml	99
50) 3-Nitroaniline	9.821	138	96272	1119.89	ng/ml	97
51) Acenaphthene	9.912	153	361137	1033.18	ng/ml	100
52) 2,4-Dinitrophenol	9.923	184	21125	1090.03	ng/ml	87
53) 4-Nitrophenol	9.971	139	70280	1088.31	ng/ml	84
54) 2,4-Dinitrotoluene	10.057	165	108807	1137.24	ng/ml	93
55) Dibenzofuran	10.089	168	483823	1064.71	ng/ml	92
56) 2,3,5,6-Tetrachlorophenol	10.164	232	71138	1150.76	ng/ml	96
57) 2,3,4,6-Tetrachlorophenol	10.212	232	77430	1106.82	ng/ml	92
58) Diethyl phthalate	10.297	149	389146	1146.40	ng/ml	96
59) 2,3,5-Trimethylnaphtha...	10.297	170	309071	1096.15	ng/ml	97
60) Fluorene	10.436	166	402110	1105.14	ng/ml	100
61) 4-Chlorophenyl phenyl ...	10.426	204	173539	1077.17	ng/ml	92
62) 4-Nitroaniline	10.442	138	103597	1078.75	ng/ml	79
63) 4,6-Dinitro-2-methylph...	10.474	198	40799	1209.64	ng/ml	91
65) N-Nitrosodiphenylamine	10.543	169	335063	1073.65	ng/ml	97
66) Azobenzene (1,2-DPH)	10.586	77	474353	1112.48	ng/ml	99
68) 4-Bromophenyl phenyl e...	10.929	248	96780	1058.95	ng/ml	94
69) Hexachlorobenzene	11.009	284	96201	1046.39	ng/ml	96
70) Pentachlorophenol (PCP)	11.201	266	45098	999.56	ng/ml	97
71) Phenanthrene	11.421	178	562373	1037.20	ng/ml	99
72) Anthracene	11.474	178	575013	1033.61	ng/ml	99
73) Carbazole	11.629	167	522125	1002.38	ng/ml	99
74) Di-n-butyl phthalate	11.971	149	663326	1017.76	ng/ml	99
75) Fluoranthene	12.747	202	584676	1039.58	ng/ml	98
76) Benzidine	12.907	184	351382	2024.85	ng/ml	99
77) Pyrene	13.063	202	598814	1048.13	ng/ml	99
80) Butyl benzyl phthalate	14.159	149	275114	1055.06	ng/ml	96
81) Bis(2-ethylhexyl) adipate	14.341	129	254845	982.14	ng/ml	99
82) 3,3-Dichlorobenzidine	15.352	252	326783	2201.80	ng/ml	98
83) Benz(a)anthracene	15.389	228	531189	1056.36	ng/ml	98
84) Chrysene	15.475	228	493746	1030.71	ng/ml	99
85) Bis(2-ethylhexyl) phth...	15.544	149	376198	1009.54	ng/ml	96
87) Di-n-octyl phthalate	17.235	149	571095	1063.36	ng/ml	100
88) Benzo(b)fluoranthene	18.021	252	464912	1081.37	ng/ml	99
89) Benzo(k)fluoranthene	18.090	252	457480	1082.75	ng/ml	97
90) Benzo(b+k)fluoranthene	18.090	252	951323	2106.99	ng/ml	97
91) Benzo(e)pyrene	18.684	252	451868	1035.22	ng/ml	99
92) Benzo(a)pyrene	18.807	252	426958	1093.77	ng/ml	100
93) Perylene	19.010	252	475033	1064.74	ng/ml	99
95) Indeno(1,2,3-cd)pyrene	21.353	276	363284	995.26	ng/ml	96
96) Dibenz(a,h)anthracene	21.417	278	342915	1025.85	ng/ml	96
97) Benzo(g,h,i)perylene	21.893	276	378686	1053.78	ng/ml	86

(#) = qualifier out of range (m) = manual integration (+) = signals summed

Quantitation Report (Not Reviewed)

Data Path : C:\msdchem\1\DATA\2019-01\9A30046\
Data File : E01301925.D
Acq On : 31 Jan 2019 1:40 am
Operator : JK/ AMS /DTH
Sample : 9A30046-ICV1
Misc : 1x, A19A013@1000
ALS Vial : 13 Sample Multiplier: 1
DataAcq Meth:SV5_AQUISITION.M

Quant Time: Jan 31 12:00:55 2019
Quant Method : C:\msdchem\1\METHODS\SV5_013019.M
Quant Title : EPA 8270D: Semivolatile Organics
QLast Update : Thu Jan 31 10:44:49 2019
Response via : Initial Calibration
InstName : SV-GCMS5

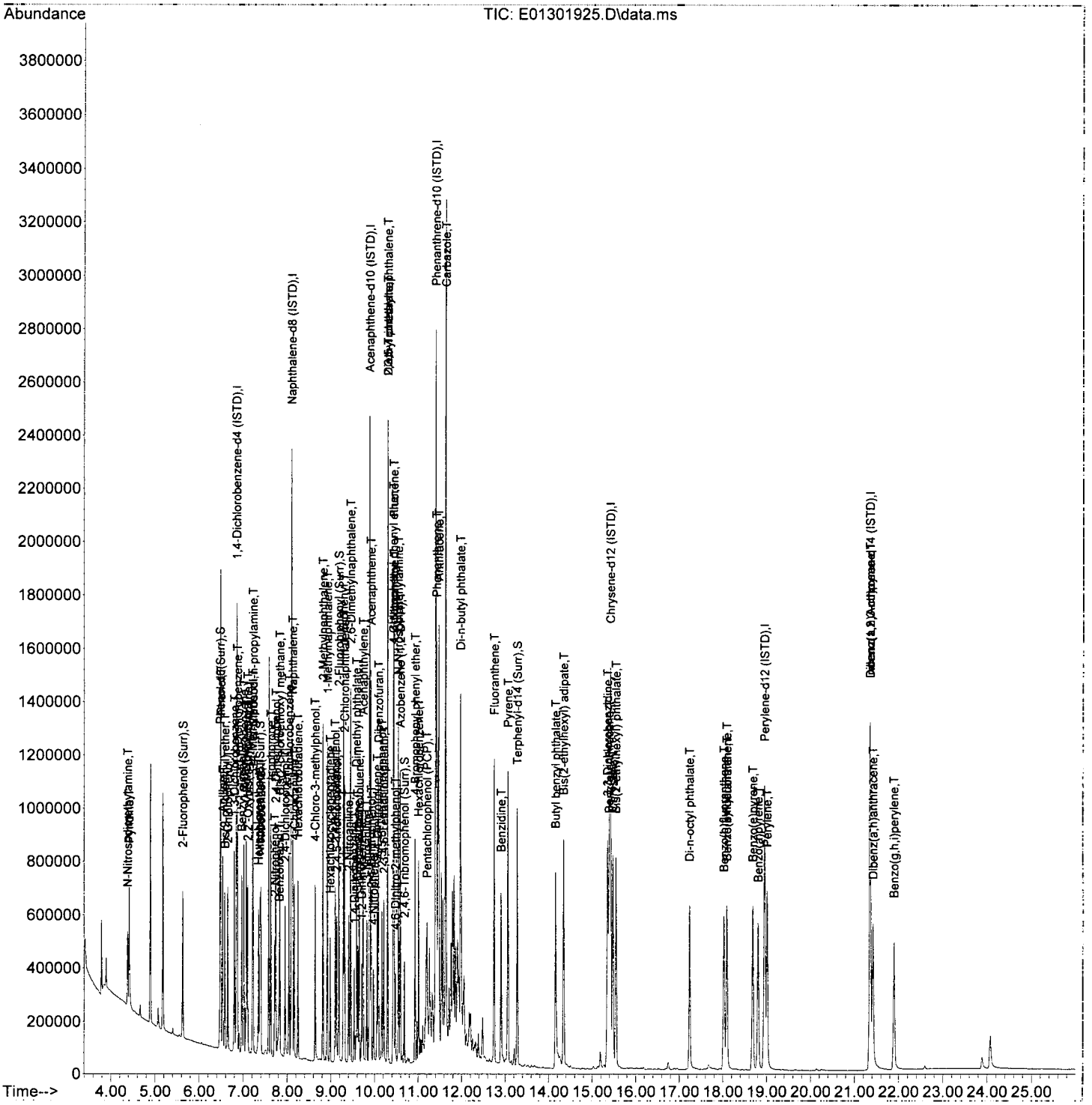

APEX LABORATORIES, LLC
12232 SW Garden Place Tigard OR 97223
phone 503-718-2323
fax 503-718-0333

Semivolatile Organic Compounds (PAHs) by EPA 8270D
Calibration Data

Sequence 9D12042 (Cal ID A9D1505) GCMS10

ELEMENT SEQUENCE LOG

Apex Laboratories

Sequence:	**9D12042**	Instrument:	**SV-GCMS10**
Date:	**04/12/19 17:14**	Calibration:	**A9D1505**

#	Lab Number	Matrix	Analysis	Client	Due	Batch	ISTD ID	STD ID
1	9D12042-TUN1	Water	QC	QC			A19D031	A19D089
2	9D12042-TUN2	Water	QC	QC			A19D031	A19D089
3	9D12042-ICB1	Water	QC	QC			A19D031	
4	9D12042-CAL1	Water	QC	QC			A19D031	A19D053
5	9D12042-CAL2	Water	QC	QC			A19D031	A19D054
6	9D12042-CAL3	Water	QC	QC			A19D031	A19D055
7	9D12042-CAL4	Water	QC	QC			A19D031	A19D056
8	9D12042-CAL5	Water	QC	QC			A19D031	A19D057
9	9D12042-CAL6	Water	QC	QC			A19D031	A19D058
10	9D12042-CAL7	Water	QC	QC			A19D031	A19D059
11	9D12042-CAL8	Water	QC	QC			A19D031	A19D060
12	9D12042-CAL9	Water	QC	QC			A19D031	A19D061
13	9D12042-CALA	Water	QC	QC			A19D031	A19D062
14	9D12042-IBL1	Water	QC	QC			A19D031	
15	9D12042-ICV1	Water	QC	QC			A19D031	A19C239
16	9D12042-IBL2	Water	QC	QC			A19D031	

Data Entered By: 4/15/19

Data Reviewed By: 4/17/19

Comments: Raise 3,3-Dichlorobenzidene to 200/400 for soils

Calibration Status Report SV-GCMS10

Method Path : C:\msdchem\1\methods\
Method File : SV10_041219.M
Title : EPA 8270D: Semivolatile Organics
Last Update : Mon Apr 15 09:10:15 2019
Response Via : Initial Calibration

A9D1505
4/15/19

#	ID	Conc	ISTD Conc	Path\File
1	20	20	2000	C:\msdchem\1\data\2019-04\9D12042\J04121915.D
2	50	50	2000	C:\msdchem\1\data\2019-04\9D12042\J04121916.D
3	100	100	2000	C:\msdchem\1\data\2019-04\9D12042\J04121917.D
4	200	200	2000	C:\msdchem\1\data\2019-04\9D12042\J04121918.D
5	500	500	2000	C:\msdchem\1\data\2019-04\9D12042\J04121919.D
6	1000	1000	2000	C:\msdchem\1\data\2019-04\9D12042\J04121920.D
7	2000	2000	2000	C:\msdchem\1\data\2019-04\9D12042\J04121921.D
8	4000	4000	2000	C:\msdchem\1\data\2019-04\9D12042\J04121922.D
9	6000	6000	2000	C:\msdchem\1\data\2019-04\9D12042\J04121923.D
10	8000	8000	2000	C:\msdchem\1\data\2019-04\9D12042\J04121924.D

#	ID	Update Time	Quant Time	Acquisition Time
1	20	Apr 15 09:09 2019	Apr 15 08:54 2019	12 Apr 2019 6:51 pm
2	50	Apr 15 09:09 2019	Apr 15 08:59 2019	12 Apr 2019 7:27 pm
3	100	Apr 15 09:09 2019	Apr 15 09:00 2019	12 Apr 2019 8:03 pm
4	200	Apr 15 09:09 2019	Apr 15 09:01 2019	12 Apr 2019 8:39 pm
5	500	Apr 15 09:09 2019	Apr 15 08:55 2019	12 Apr 2019 9:16 pm
6	1000	Apr 15 09:09 2019	Apr 15 08:55 2019	12 Apr 2019 9:52 pm
7	2000	Apr 15 09:09 2019	Apr 15 08:55 2019	12 Apr 2019 10:28 pm
8	4000	Apr 15 09:10 2019	Apr 15 08:55 2019	12 Apr 2019 11:04 pm
9	6000	Apr 15 09:10 2019	Apr 15 09:04 2019	12 Apr 2019 11:40 pm
10	8000	Apr 15 09:10 2019	Apr 15 09:05 2019	13 Apr 2019 12:15 am

SV10_041219.M Mon Apr 15 12:04:32 2019

Method Path : C:\msdchem\1\methods\
Method File : SV10_041219.M
Title : EPA 8270D: Semivolatile Organics

40)	S	2-Fluorobiphen...		1.365	1.351	1.571	1.631	1.557	1.472	1.360	1.233	1.160	1.411	11.25
41)	T	2-Chloronaphth...	0.973	1.048	1.079	1.228	1.325	1.256	1.215	1.144	1.051		1.147	10.16
42)	T	2-Nitroaniline				0.154	0.226	0.345	0.366	0.407	0.429	0.431	0.429	0.348	29.95
43)	T	2,6-Dimethylna...	1.059	1.207	1.248	1.323	1.361	1.306	1.238	1.137	1.038	0.970	1.189	11.13
44)	T	1,4-Dinitroben...				0.061	0.101	0.120	0.155	0.178	0.183	0.188	0.141	34.41
45)	T	Dimethyl phtha...	1.354	1.382	1.480	1.488	1.532	1.434	1.403	1.355	1.261	1.222	1.391	7.09
46)	T	1,3-Dinitroben...				0.072	0.102	0.153	0.166	0.193	0.208	0.208	0.206	0.163	31.75
47)	T	2,6-Dinitrotol...			0.127	0.166	0.245	0.288	0.301	0.309	0.312	0.301	0.284	0.259	26.10
48)	T	1,2-Dinitroben...					0.109	0.129	0.135	0.139	0.148	0.143	0.134	0.134	9.38
49)	T	Acenaphthylene	1.903	1.943	2.139	2.109	2.208	2.145	2.004	1.899	1.657		2.001	8.59
50)	T	3-Nitroaniline					0.245	0.293	0.300	0.296	0.274	0.261	0.246	0.273	8.61
51)	T	Acenaphthene	1.408	1.319	1.403	1.409	1.407	1.342	1.276	1.193	1.089	1.022	1.287	10.97
52)	T	2,4-Dinitrophenol					0.014	0.029	0.046	0.070	0.103	0.118	0.131	0.073	62.20
53)	T	4-Nitrophenol				0.063	0.111	0.154	0.189	0.226	0.253	0.257	0.260	0.189	39.12
54)	T	2,4-Dinitrotol...				0.164	0.244	0.314	0.353	0.392	0.412	0.394	0.378	0.331	26.17
55)	T	Dibenzofuran	1.700	1.774	1.786	1.856	1.873	1.747	1.699	1.604	1.442	1.329	1.681	10.48
56)	T	2,3,5,6-Tetrac...			0.096	0.134	0.202	0.242	0.259	0.276	0.291	0.279	0.277	0.228	30.66
57)	T	2,3,4,6-Tetrac...	0.110	0.170	0.216	0.262	0.275	0.284	0.294	0.300	0.293	0.283	0.249		25.53
58)	T	Diethyl phthalate	1.300	1.326	1.517	1.498	1.521	1.419	1.347	1.234	1.100	1.024	1.329		12.89
59)	T	2,3,5-Trimethy...	1.053	1.124	1.202	1.211	1.204	1.116	1.063	0.964	0.873	0.818	1.063		13.08
60)	T	Fluorene	1.307	1.354	1.472	1.488	1.483	1.385	1.329	1.216	1.094	1.036	1.316		12.04
61)	T	4-Chlorophenyl...	0.615	0.614	0.658	0.648	0.649	0.622	0.608	0.574	0.527	0.510	0.602		8.39
62)	T	4-Nitroaniline				0.180	0.243	0.254	0.270	0.276	0.270	0.263	0.256	0.252	12.23
63)	T	4,6-Dinitro-2-...				0.022	0.045	0.072	0.090	0.124	0.159	0.169	0.176	0.107	54.99
															5.07
64)	I	Phenanthrene-d10 (...	----------	ISTD	----------										
65)	T	N-Nitrosodiphe...	0.531	0.631	0.697	0.695	0.721	0.665	0.635	0.576	0.521	0.486	0.616		13.41
66)	T	Azobenzene (1,...	0.794	0.821	0.920	0.938	0.963	0.906	0.865	0.788	0.701	0.637	0.833		12.72
67)	S	2,4,6-Tribromo...			0.049	0.068	0.088	0.094	0.098	0.102	0.104	0.100	0.096	0.089	20.57
68)	T	4-Bromophenyl ...	0.164	0.190	0.206	0.215	0.220	0.210	0.205	0.198	0.183	0.178	0.197		9.01
69)	T	Hexachlorobenzene	0.288	0.270	0.261	0.248	0.253	0.243	0.229	0.215	0.201	0.193	0.240		12.70
70)	T	Pentachlorophe...			0.068	0.074	0.096	0.101	0.105	0.120	0.126	0.125	0.125	0.104	20.99
71)	T	Phenanthrene	1.156	1.176	1.215	1.197	1.177	1.131	1.078	0.984	0.893	0.845	1.085		12.23
72)	T	Anthracene	0.998	1.082	1.183	1.181	1.197	1.126	1.088	0.991	0.894	0.828	1.057		11.97
73)	T	Carbazole	0.754	0.833	0.975	1.009	1.014	0.972	0.880	0.718			0.894		13.01
74)	T	Di-n-butyl pht...			1.118	1.287	1.377	1.332	1.317	1.229	1.101	1.024	1.223		10.44
75)	T	Fluoranthene	0.942	0.962	1.129	1.208	1.238	1.176	1.159	1.083	0.990	0.936	1.082		10.70
76)	T	Benzidine			0.274	0.272	0.362	0.430	0.434	0.454	0.474	0.461	0.395		20.93
77)	T	Pyrene	1.015	1.042	1.181	1.234	1.278	1.200	1.168	1.088	0.999	0.948	1.115		10.03
															6.90
78)	I	Chrysene-d12 (ISTD)	----------	ISTD	----------										
79)	S	Terphenyl-d14 ...	0.817	0.900	0.960	0.969	1.012	0.993	0.970	0.963	0.920	0.912	0.941		5.99
80)	T	Butyl benzyl p...			0.276	0.369	0.445	0.562	0.599	0.642	0.685	0.676	0.686	0.549	27.53
81)	T	Bis(2-ethylhex...					0.438	0.531	0.567	0.595	0.633	0.614	0.613	0.570	11.84
82)	T	3,3-Dichlorobe...					0.275	0.221	0.206	0.148	0.143	0.148		0.190	28.01
83)	T	Benz(a)anthracene	1.101	1.023	1.076	1.128	1.153	1.113	1.102	1.098	1.062	1.057	1.091		3.46
84)	T	Chrysene	1.033	1.015	1.088	1.089	1.096	1.084	1.074	1.059	1.029	1.023	1.059		2.95
85)	T	Bis(2-ethylhex...					0.651	0.808	0.862	0.886	0.912	0.886	0.876	0.840	10.65
															7.73
86)	I	Perylene-d12 (ISTD)	----------	ISTD	----------										
87)	T	Di-n-octyl pht...				0.566	0.833	1.176	1.379	1.539	1.664	1.603	1.577	1.292	31.17

Method Path : C:\msdchem\1\methods\
Method File : SV10_041219.M
Title : EPA 8270D: Semivolatile Organics

88)	T	Benzo(b)fluora...	0.699	0.833	0.984	1.068	1.198	1.192	1.221	1.258	1.208	1.219	1.088	17.56
89)	T	Benzo(k)fluora...	0.627	0.853	1.029	1.119	1.211	1.211	1.182	1.162	1.079	0.983	1.046	17.75
90)	T	Benzo(b+k)fluo...	0.741	0.872	1.038	1.118	1.230	1.225	1.222	1.229	1.162	1.142	1.098	15.32
91)	T	Benzo(e)pyrene	0.844	0.896	1.052	1.110	1.217	1.203	1.198	1.194	1.134	1.118	1.097	11.91
92)	T	Benzo(a)pyrene	0.583	0.699	0.849	0.998	1.096	1.108	1.137	1.127	1.066	1.037	0.970	20.03
93)	T	Perylene	0.971	0.954	1.028	1.105	1.075	1.052	1.029	1.018	0.966	0.955	1.015	5.19
94)	I	Dibenz(a,h)Anthrce...	----------ISTD----------											9.34
95)	T	Indeno(1,2,3-c...	1.200	1.053	1.089	1.086	1.105	1.089	1.090	1.120	1.107	1.249	1.119	5.31
96)	T	Dibenz(a,h)ant...	0.963	0.914	1.002	0.999	1.043	1.026	1.063	1.032	0.993	0.973	1.001	4.36
97)	T	Benzo(g,h,i)pe...	0.904	0.982	1.006	1.096	1.175	1.179	1.157	1.137	1.094	1.084	1.081	8.42

(#) = Out of Range

Response Factor Report SV-GCMS10

Method Path : C:\msdchem\1\methods\
Method File : SV10_041219.M
Title : EPA 8270D: Semivolatile Organics
Last Update : Mon Apr 15 09:10:15 2019
Response Via : Initial Calibration

4/15/19

Calibration Files
20 =J04121915.D 50 =J04121916.D 100 =J04121917.D 200 =J04121918.D 500 =J04121919.D 1000=J04121920.D 2000=J04121921.D
4000=J04121922.D 6000=J04121923.D 8000=J04121924.D

		Compound	20	50	100	200	500	1000	2000	4000	6000	8000	Avg	%RSD
1)	I	1,4-Dichlorobenzen...	----------	ISTD	----------									3.00
2)	TG	N-Nitrosodimet...	0.888	0.995	0.939	0.973	0.991	1.009	0.991	1.036	1.021	1.012	0.985	4.41
3)	TG	Pyridine	1.215	1.364	1.498	1.598	1.610	1.706	1.703	1.795	1.797	1.793	1.608	12.27
4)	S	2-Fluorophenol...	1.086	1.025	1.156	1.272	1.350	1.360	1.389	1.463	1.464	1.436	1.300	12.28
5)	S	Phenol-d6(Surr)		1.196	1.397	1.568	1.712	1.762	1.826	1.894	1.872	1.825	1.672	14.32
6)	T	Phenol	1.024	1.450	1.505	1.809	1.941	1.767	2.012	2.061	2.011	1.954	1.753	18.94
7)	T	Aniline		2.011	1.972	1.868	1.965	2.160	1.907	1.860	1.950	2.006	1.966	4.62
8)	T	Bis(2-chloroet...	1.724	1.649	1.643	1.711	1.781	1.704	1.774	1.777	1.641	1.530	1.693	4.69
9)	T	2-Chlorophenol	1.076	1.143	1.289	1.344	1.445	1.486	1.466	1.479	1.468	1.400	1.360	10.82
10)	T	1,3-Dichlorobe...	1.462	1.540	1.520	1.645	1.638	1.564	1.542	1.522	1.468	1.396	1.530	5.01
11)	T	1,4-Dichlorobe...	1.544	1.590	1.611	1.601	1.611	1.531	1.527	1.484	1.420	1.344	1.526	5.80
12)	T	Benzyl alcohol		0.358	0.408	0.645	0.704	0.833	0.932	1.017	1.017	1.004	0.769	33.42
13)	T	1,2-Dichlorobe...	1.405	1.553	1.535	1.620	1.605	1.529	1.490	1.437	1.384	1.297	1.485	6.94
14)	T	2-Methylphenol	0.839	0.813	0.917	1.025	1.128	1.186	1.180	1.192	1.152	1.100	1.053	13.92
15)	T	2,2'-Oxybis(1-...	2.142	2.068	2.029	2.018	2.081	2.004	1.877	1.780	1.656	1.507	1.916	10.81
16)	T	N-Nitrosodi-n-...	1.012	1.002	1.055	1.127	1.244	1.219	1.168	1.103	1.043		1.108	7.96
17)	T	3+4-Methylphenol	0.739	0.817	1.026	1.178	1.421	1.489	1.518				1.170	27.41
18)	T	Hexachloroethane	0.346	0.408	0.412	0.414	0.431	0.412	0.426	0.432	0.422	0.410	0.411	5.99
19)	S	Nitrobenzene-d...		0.948	1.285	1.307	1.424	1.482	1.567	1.582	1.549	1.516	1.407	14.44
20)	T	Nitrobenzene		1.106	1.323	1.394	1.485	1.534	1.537	1.532	1.482	1.411	1.423	9.81
21)	I	Naphthalene-d8 (ISTD)	----------	ISTD	----------									2.40
22)	T	Isophorone	0.687	0.703	0.729	0.776	0.799	0.773	0.757	0.754	0.737	0.733	0.745	4.57
23)	T	2-Nitrophenol			0.075	0.110	0.138	0.161	0.165	0.178	0.179	0.179	0.148	25.66
24)	T	2,4-Dimethylph...		0.172	0.214	0.257	0.308	0.315	0.323	0.306	0.289	0.281	0.274	18.59
25)	T	Bis(2-chloroet...	0.282	0.330	0.416	0.431	0.444	0.439	0.437	0.430	0.403	0.382	0.400	13.47
26)	T	Benzoic acid					0.053	0.111	0.168	0.220	0.239	0.249	0.173	45.07
27)	T	2,4-Dichloroph...		0.102	0.118	0.156	0.224	0.245	0.255	0.258	0.246		0.200	32.22
28)	T	1,2,4-Trichlor...	0.268	0.287	0.313	0.302	0.306	0.296	0.282	0.274	0.262	0.250	0.284	7.21
29)	T	Naphthalene	1.039	1.088	1.130	1.131	1.147	1.092	1.052	0.972	0.881	0.820	1.035	10.72
30)	T	4-Chloroaniline	0.197	0.190	0.227	0.259	0.337	0.349	0.354				0.273	26.43
31)	T	Hexachlorobuta...	0.178	0.164	0.171	0.157	0.158	0.156	0.150	0.142	0.135	0.132	0.154	9.53
32)	T	4-Chloro-3-met...			0.124	0.189	0.275	0.290	0.309	0.318	0.308	0.299	0.264	26.37
33)	T	2-Methylnaphth...	0.578	0.596	0.643	0.748	0.773	0.740	0.726	0.682	0.624		0.679	10.53
34)	T	1-Methylnaphth...	0.631	0.642	0.685	0.732	0.748	0.698	0.680	0.641	0.581	0.548	0.658	9.58
35)	I	Acenaphthene-d10 (...	----------	ISTD	----------									3.28
36)	T	Hexachlorocycl...		0.128	0.180	0.211	0.262	0.291	0.300	0.311	0.309	0.302	0.255	26.05
37)	T	2,4,6-Trichlor...		0.154	0.161	0.247	0.327	0.341	0.364	0.367	0.359	0.343	0.296	29.20
38)	T	2,4,5-Trichlor...		0.181	0.190	0.252	0.315	0.338	0.341	0.360	0.340	0.335	0.295	23.36
39)	T	1,1'-Biphenyl	1.288	1.495	1.510	1.783	1.864	1.789	1.694	1.546			1.621	11.97

Compound List Report SV-GCMS10

Method Path : C:\msdchem\1\methods\
Method File : SV10_041219.M
Title : EPA 8270D: Semivolatile Organics
Last Update : Mon Apr 15 09:10:15 2019
Response Via : Initial Calibration

Total Cpnds : 97

GJ 4/15/19

PK#		Compound Name	QIon	Exp_RT	Rel_RT	Cal	#Qual	A/H	ID
1	I	1,4-Dichlorobenzene-d4 (ISTD)	152	6.808	1.000	A	2	A	R
2	T	N-Nitrosodimethylamine	74	4.150	0.610	A	2	A	A
3	T	Pyridine	79	4.177	0.614	A	2	A	A
4	S	2-Fluorophenol (Surr)	112	5.535	0.813	A	1	A	R
5	S	Phenol-d6(Surr)	99	6.433	0.945	A	2	A	R
6	T	Phenol	94	6.449	0.947	Q	2	A	R
7	T	Aniline	93	6.487	0.953	A	2	A	R
8	T	Bis(2-chloroethyl) ether	93	6.541	0.961	A	2	A	R
9	T	2-Chlorophenol	128	6.605	0.970	A	2	A	R
10	T	1,3-Dichlorobenzene	146	6.755	0.992	A	2	A	R
11	T	1,4-Dichlorobenzene	146	6.830	1.003	A	2	A	R
12	T	Benzyl alcohol	108	6.936	1.019	Q	2	A	R
13	T	1,2-Dichlorobenzene	146	6.979	1.025	A	2	A	R
14	T	2-Methylphenol	107	7.044	1.035	A	2	A	R
15	T	2,2'-Oxybis(1-Chloropropane)	45	7.070	1.039	A	2	A	R
16	T	N-Nitrosodi-n-propylamine	70	7.198	1.057	A	2	A	R
17	T	3+4-Methylphenol	107	7.193	1.057	Q	3	A	R
18	T	Hexachloroethane	201	7.322	1.075	A	2	A	R
19	S	Nitrobenzene-d5 (Surr)	82	7.353	1.080	Q	2	A	R
20	T	Nitrobenzene	77	7.375	1.083	A	2	A	R
21	I	Naphthalene-d8 (ISTD)	136	8.081	1.000	A	1	A	R
22	T	Isophorone	82	7.605	0.941	A	2	A	R
23	T	2-Nitrophenol	139	7.696	0.952	Q	2	A	R
24	T	2,4-Dimethylphenol	122	7.722	0.956	Q	2	A	R
25	T	Bis(2-chloroethoxy) methane	93	7.814	0.967	A	2	A	R
26	T	Benzoic acid	105	7.813	0.967	Q	2	A	R
27	T	2,4-Dichlorophenol	162	7.931	0.981	Q	2	A	R
28	T	1,2,4-Trichlorobenzene	180	8.022	0.993	A	2	A	R
29	T	Naphthalene	128	8.103	1.003	A	1	A	R
30	T	4-Chloroaniline	127	8.145	1.008	Q	2	A	R
31	T	Hexachlorobutadiene	225	8.231	1.019	A	2	A	R
32	T	4-Chloro-3-methylphenol	107	8.621	1.067	Q	2	A	R
33	T	2-Methylnaphthalene	142	8.797	1.089	A	2	A	R
34	T	1-Methylnaphthalene	142	8.900	1.101	A	2	A	R
35	I	Acenaphthene-d10 (ISTD)	162	9.868	1.000	A	2	A	R
36	T	Hexachlorocyclopentadiene	237	8.969	0.909	Q	2	A	R
37	T	2,4,6-Trichlorophenol	196	9.081	0.920	Q	2	A	R
38	T	2,4,5-Trichlorophenol	198	9.118	0.924	Q	2	A	R
39	T	1,1'-Biphenyl	154	9.268	0.939	A	2	A	R
40	S	2-Fluorobiphenyl (Surr)	172	9.167	0.929	A	2	A	R
41	T	2-Chloronaphthalene	162	9.295	0.942	A	2	A	R
42	T	2-Nitroaniline	138	9.391	0.952	Q	2	A	R
43	T	2,6-Dimethylnaphthalene	156	9.429	0.956	A	2	A	R
44	T	1,4-Dinitrobenzene	168	9.514	0.964	Q	2	A	R
45	T	Dimethyl phthalate	163	9.568	0.970	A	2	A	R
46	T	1,3-Dinitrobenzene	168	9.600	0.973	Q	2	A	R
47	T	2,6-Dinitrotoluene	165	9.626	0.976	Q	2	A	R
48	T	1,2-Dinitrobenzene	168	9.691	0.982	A	2	A	R
49	T	Acenaphthylene	152	9.717	0.985	A	2	A	R
50	T	3-Nitroaniline	138	9.803	0.993	A	2	A	R
51	T	Acenaphthene	153	9.900	1.003	A	2	A	R
52	T	2,4-Dinitrophenol	184	9.905	1.004	Q	2	A	R
53	T	4-Nitrophenol	139	9.958	1.009	Q	2	A	R
54	T	2,4-Dinitrotoluene	165	10.038	1.017	Q	2	A	R

55	T	Dibenzofuran	168	10.071	1.021	A	2	A	R
56	T	2,3,5,6-Tetrachlorophenol	232	10.151	1.029	Q	2	A	R
57	T	2,3,4,6-Tetrachlorophenol	232	10.193	1.033	Q	2	A	R
58	T	Diethyl phthalate	149	10.285	1.042	A	2	A	R
59	T	2,3,5-Trimethylnaphthalene	170	10.280	1.042	A	2	A	R
60	T	Fluorene	166	10.419	1.056	A	2	A	R
61	T	4-Chlorophenyl phenyl ether	204	10.408	1.055	A	2	A	R
62	T	4-Nitroaniline	138	10.423	1.056	A	2	A	R
63	T	4,6-Dinitro-2-methylphenol	198	10.461	1.060	Q	2	A	R
64	I	Phenanthrene-d10 (ISTD)	188	11.381	1.000	A	2	A	R
65	T	N-Nitrosodiphenylamine	169	10.526	0.925	A	2	A	R
66	T	Azobenzene (1,2-DPH)	77	10.574	0.929	A	2	A	R
67	S	2,4,6-Tribromophenol (Surr)	330	10.664	0.937	Q	2	A	R
68	T	4-Bromophenyl phenyl ether	248	10.911	0.959	A	2	A	R
69	T	Hexachlorobenzene	284	10.991	0.966	A	2	A	R
70	T	Pentachlorophenol (PCP)	266	11.183	0.983	Q	2	A	R
71	T	Phenanthrene	178	11.403	1.002	A	2	A	R
72	T	Anthracene	178	11.456	1.007	A	2	A	R
73	T	Carbazole	167	11.611	1.020	A	2	A	R
74	T	Di-n-butyl phthalate	149	11.948	1.050	A	2	A	R
75	T	Fluoranthene	202	12.719	1.117	A	2	A	R
76	T	Benzidine	184	12.878	1.132	Q	2	A	R
77	T	Pyrene	202	13.029	1.145	A	2	A	R
78	I	Chrysene-d12 (ISTD)	240	15.355	1.000	A	2	A	R
79	S	Terphenyl-d14 (Surr)	244	13.243	0.862	A	2	A	R
80	T	Butyl benzyl phthalate	149	14.109	0.919	Q	2	A	R
81	T	Bis(2-ethylhexyl) adipate	129	14.291	0.931	A	2	A	R
82	T	3,3-Dichlorobenzidine	252	15.291	0.996	Q	2	A	R
83	T	Benz(a)anthracene	228	15.334	0.999	A	2	A	R
84	T	Chrysene	228	15.414	1.004	A	2	A	R
85	T	Bis(2-ethylhexyl) phthalate	149	15.489	1.009	A	2	A	R
86	I	Perylene-d12 (ISTD)	264	18.875	1.000	A	2	A	R
87	T	Di-n-octyl phthalate	149	17.163	0.909	Q	2	A	R
88	T	Benzo(b)fluoranthene	252	17.949	0.951	Q	2	A	R
89	T	Benzo(k)fluoranthene	252	18.019	0.955	Q	2	A	R
90	T	Benzo(b+k)fluoranthene	252	18.019	0.955	Q	2	A	R
91	T	Benzo(e)pyrene	252	18.607	0.986	A	2	A	R
92	T	Benzo(a)pyrene	252	18.730	0.992	Q	2	A	R
93	T	Perylene	252	18.934	1.003	A	2	A	B
94	I	Dibenz(a,h)Anthrcene-d14 (I...	292	21.266	1.000	A	1	A	B
95	T	Indeno(1,2,3-cd)pyrene	276	21.266	1.000	A	1	A	R
96	T	Dibenz(a,h)anthracene	278	21.330	1.003	A	2	A	R
97	T	Benzo(g,h,i)perylene	276	21.811	1.026	A	2	A	R

Cal A = Average L = Linear LO = Linear w/origin Q = Quad QO = Quad w/origin
#Qual = number of qualifiers
A/H = Area or Height
ID R = R.T. B = R.T. & Q Q = Qvalue L = Largest A = All

SV10_041219.M Mon Apr 15 10:45:34 2019

Element Calibration Review Sheet

Calibration ID: **A9D1505** Instrument: **SV-GCMS10** Calibration Date: **04/15/2019**

Analysis: **8270D LL Full List** Instrument Cal ID: **A9D1505**

N-Nitrosodimethylamine

Curve Fit: **AVERAGE RF**

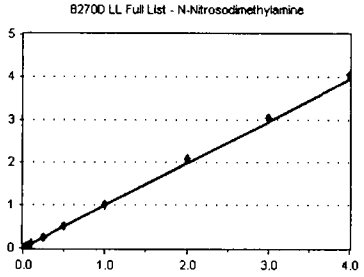

Standard	Concentration	Response	Response Factor	RT
9D12042-CAL1	20	1826	0.888	4.16
9D12042-CAL2	50	5209	0.995	4.15
9D12042-CAL3	100	10206	0.939	4.19
9D12042-CAL4	200	21690	0.973	4.20
9D12042-CAL5	500	53776	0.991	4.16
9D12042-CAL6	1000	104701	1.009	4.15
9D12042-CAL7	2000	208448	0.991	4.17
9D12042-CAL8	4000	426026	1.036	4.17
9D12042-CAL9	6000	627490	1.021	4.15
9D12042-CALA	8000	831842	1.012	4.17

AVE RF **0.985** RF RSD **4.41** AVE RT **4.17**

Pyridine

Curve Fit: **AVERAGE RF**

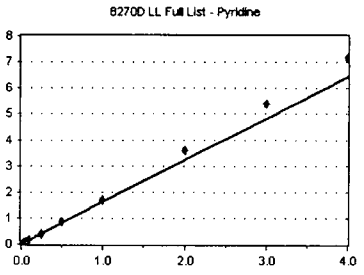

Standard	Concentration	Response	Response Factor	RT
9D12042-CAL1	20	2498	1.215	4.23
9D12042-CAL2	50	7142	1.364	4.20
9D12042-CAL3	100	16277	1.498	4.23
9D12042-CAL4	200	35631	1.598	4.21
9D12042-CAL5	500	87366	1.610	4.18
9D12042-CAL6	1000	177059	1.706	4.18
9D12042-CAL7	2000	358336	1.703	4.18
9D12042-CAL8	4000	737969	1.795	4.18
9D12042-CAL9	6000	1105047	1.797	4.16
9D12042-CALA	8000	1473300	1.793	4.17

AVE RF **1.608** RF RSD **12.27** AVE RT **4.19**

2-Fluorophenol (Surr)

Curve Fit: **AVERAGE RF**

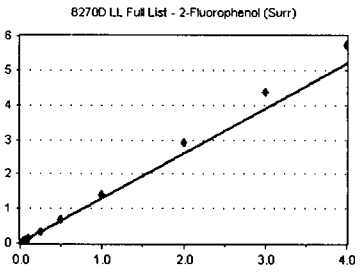

Standard	Concentration	Response	Response Factor	RT
9D12042-CAL1	20	2233	1.086	5.54
9D12042-CAL2	50	5365	1.025	5.54
9D12042-CAL3	100	12560	1.156	5.54
9D12042-CAL4	200	28367	1.272	5.54
9D12042-CAL5	500	73276	1.350	5.53
9D12042-CAL6	1000	141127	1.360	5.54
9D12042-CAL7	2000	292249	1.389	5.54
9D12042-CAL8	4000	601422	1.463	5.54
9D12042-CAL9	6000	900422	1.464	5.54
9D12042-CALA	8000	1179847	1.436	5.54

AVE RF **1.300** RF RSD **12.28** AVE RT **5.54**

3-Nitroaniline

Curve Fit: **AVERAGE RF**

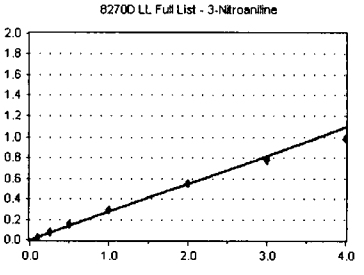

Standard	Concentration	Response	Response Factor	RT
~~9D12042-CAL1~~	~~20~~	~~533~~	~~0.126~~	~~9.80~~
~~9D12042-CAL2~~	~~50~~	~~1478~~	~~0.138~~	~~9.80~~
~~9D12042-CAL3~~	~~100~~	~~4053~~	~~0.183~~	~~9.80~~
9D12042-CAL4	200	11232	0.245	9.80
9D12042-CAL5	500	31835	0.293	9.80
9D12042-CAL6	1000	61316	0.300	9.80
9D12042-CAL7	2000	125110	0.296	9.81
9D12042-CAL8	4000	227237	0.274	0.00
9D12042-CAL9	6000	329674	0.261	0.00
9D12042-CALA	8000	417444	0.246	0.00

AVE RF **0.273** RF RSD **8.61** AVE RT **5.60**

Element Calibration Review Sheet

Calibration ID: **A9D1505** Instrument: **SV-GCMS10** Calibration Date: **04/15/2019**

Analysis: **8270D LL Full List** Instrument Cal ID: **A9D1505**

Phenol-d6 (Surr)

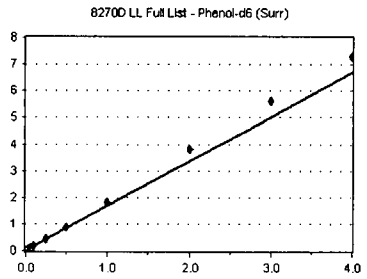

Curve Fit: **AVERAGE RF**

Standard	Concentration	Response	Response Factor	RT
~~9D12042-CAL1~~	~~20~~	~~2259~~	~~1.099~~	~~6.44~~
9D12042-CAL2	50	6263	1.196	6.44
9D12042-CAL3	100	15186	1.397	6.44
9D12042-CAL4	200	34950	1.568	6.44
9D12042-CAL5	500	92867	1.712	6.43
9D12042-CAL6	1000	182856	1.762	6.43
9D12042-CAL7	2000	384186	1.826	6.44
9D12042-CAL8	4000	778420	1.894	6.45
9D12042-CAL9	6000	1151230	1.872	6.45
9D12042-CALA	8000	1499696	1.825	6.46

AVE RF **1.672** RF RSD **14.32** AVE RT **6.44**

Phenol

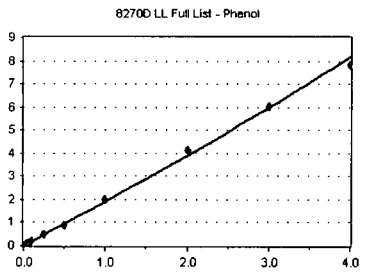

Curve Fit: **QUADRATIC: Weighting: (1/a^2), Origin: Ignore**

Standard	Concentration	Response	Response Factor	RT
9D12042-CAL1	20	2105	1.024	6.45
9D12042-CAL2	50	7594	1.450	6.45
9D12042-CAL3	100	16356	1.505	6.45
9D12042-CAL4	200	40326	1.809	6.45
9D12042-CAL5	500	105308	1.941	6.45
9D12042-CAL6	1000	183416	1.767	6.45
9D12042-CAL7	2000	423399	2.012	6.46
9D12042-CAL8	4000	846992	2.061	6.46
9D12042-CAL9	6000	1236521	2.011	6.47
9D12042-CALA	8000	1605219	1.954	6.47

AVE RF **1.753** RF RSD **18.94** AVE RT **6.46**

Aniline

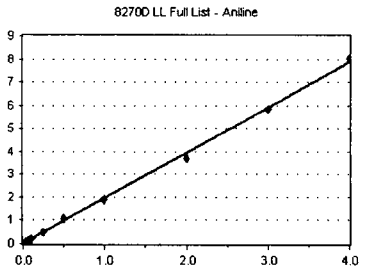

Curve Fit: **AVERAGE RF**

Standard	Concentration	Response	Response Factor	RT
~~9D12042-CAL1~~	~~20~~	~~3702~~	~~1.801~~	~~6.49~~
9D12042-CAL2	50	10528	2.011	6.49
9D12042-CAL3	100	21433	1.972	6.49
9D12042-CAL4	200	41636	1.868	6.49
9D12042-CAL5	500	106597	1.965	6.49
9D12042-CAL6	1000	224184	2.160	6.49
9D12042-CAL7	2000	401171	1.907	6.49
9D12042-CAL8	4000	764336	1.860	6.49
9D12042-CAL9	6000	1198758	1.950	6.49
9D12042-CALA	8000	1648364	2.006	6.50

AVE RF **1.966** RF RSD **4.62** AVE RT **6.49**

Bis(2-Chloroethyl) ether

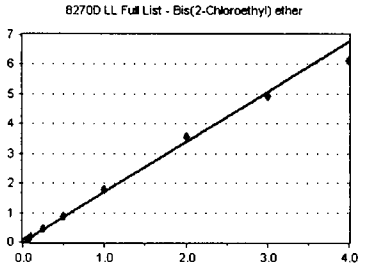

Curve Fit: **AVERAGE RF**

Standard	Concentration	Response	Response Factor	RT
9D12042-CAL1	20	3544	1.724	6.54
9D12042-CAL2	50	8634	1.649	6.54
9D12042-CAL3	100	17852	1.643	6.55
9D12042-CAL4	200	38143	1.711	6.55
9D12042-CAL5	500	96650	1.781	6.54
9D12042-CAL6	1000	176845	1.704	6.54
9D12042-CAL7	2000	373313	1.774	6.55
9D12042-CAL8	4000	730472	1.777	6.55
9D12042-CAL9	6000	1009123	1.641	6.55
9D12042-CALA	8000	1256889	1.530	6.56

AVE RF **1.693** RF RSD **4.69** AVE RT **6.55**

Element Calibration Review Sheet

Calibration ID: **A9D1505** Instrument: **SV-GCMS10** Calibration Date: **04/15/2019**

Analysis: **8270D LL Full List** Instrument Cal ID: **A9D1505**

2-Chlorophenol

Curve Fit: **AVERAGE RF**

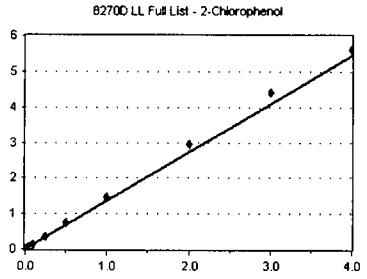

Standard	Concentration	Response	Response Factor	RT
9D12042-CAL1	20	2212	1.076	6.61
9D12042-CAL2	50	5987	1.143	6.61
9D12042-CAL3	100	14013	1.289	6.61
9D12042-CAL4	200	29959	1.344	6.61
9D12042-CAL5	500	78427	1.445	6.61
9D12042-CAL6	1000	154232	1.486	6.61
9D12042-CAL7	2000	308446	1.466	6.61
9D12042-CAL8	4000	607949	1.479	6.61
9D12042-CAL9	6000	902513	1.468	6.61
9D12042-CALA	8000	1150237	1.400	6.62

AVE RF **1.360** RF RSD **10.82** AVE RT **6.61**

1,3-Dichlorobenzene

Curve Fit: **AVERAGE RF**

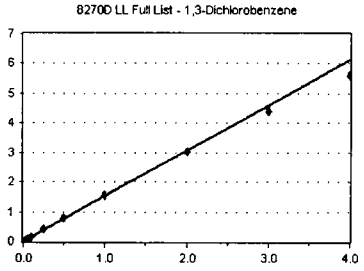

Standard	Concentration	Response	Response Factor	RT
9D12042-CAL1	20	3006	1.462	6.76
9D12042-CAL2	50	8063	1.540	6.76
9D12042-CAL3	100	16517	1.520	6.76
9D12042-CAL4	200	36684	1.645	6.76
9D12042-CAL5	500	88880	1.638	6.76
9D12042-CAL6	1000	162324	1.564	6.76
9D12042-CAL7	2000	324509	1.542	6.76
9D12042-CAL8	4000	625796	1.522	6.76
9D12042-CAL9	6000	902850	1.468	6.76
9D12042-CALA	8000	1147379	1.396	6.77

AVE RF **1.530** RF RSD **5.01** AVE RT **6.76**

1,4-Dichlorobenzene-d4 (ISTD)

Curve Fit: **AVERAGE RF**

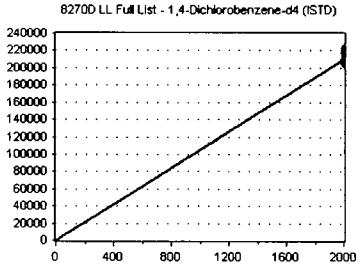

Standard	Concentration	Response	Response Factor	RT
9D12042-CAL1	2000	205604	102.802	6.81
9D12042-CAL2	2000	209444	104.722	6.81
9D12042-CAL3	2000	217345	108.673	6.81
9D12042-CAL4	2000	222946	111.473	6.81
9D12042-CAL5	2000	217042	108.521	6.81
9D12042-CAL6	2000	207595	103.798	6.81
9D12042-CAL7	2000	210386	105.193	6.81
9D12042-CAL8	2000	205518	102.759	6.81
9D12042-CAL9	2000	204951	102.475	6.81
9D12042-CALA	2000	205419	102.710	6.81

AVE RF **105.313** RF RSD **3.00** AVE RT **6.81**

1,4-Dichlorobenzene

Curve Fit: **AVERAGE RF**

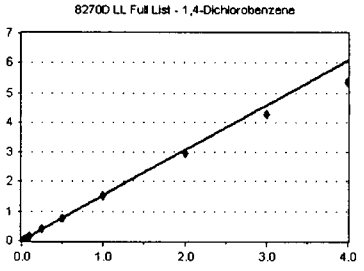

Standard	Concentration	Response	Response Factor	RT
9D12042-CAL1	20	3174	1.544	6.82
9D12042-CAL2	50	8325	1.590	6.82
9D12042-CAL3	100	17508	1.611	6.83
9D12042-CAL4	200	35701	1.601	6.82
9D12042-CAL5	500	87396	1.611	6.82
9D12042-CAL6	1000	158903	1.531	6.83
9D12042-CAL7	2000	321266	1.527	6.83
9D12042-CAL8	4000	609817	1.484	6.83
9D12042-CAL9	6000	873197	1.420	6.83
9D12042-CALA	8000	1104480	1.344	6.84

AVE RF **1.526** RF RSD **5.80** AVE RT **6.83**

Element Calibration Review Sheet

Calibration ID: **A9D1505** Instrument: **SV-GCMS10** Calibration Date: **04/15/2019**

Analysis: **8270D LL Full List** Instrument Cal ID: **A9D1505**

Benzyl alcohol

Curve Fit: **QUADRATIC: Weighting: (1/a^2), Origin: Ignore**

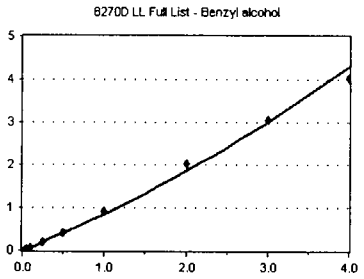

Standard	Concentration	Response	Response Factor	RT
~~9D12042-CAL1~~	~~20~~	~~527~~	~~0.256~~	~~6.95~~
9D12042-CAL2	50	1873	0.358	6.95
9D12042-CAL3	100	4432	0.408	6.94
9D12042-CAL4	200	14374	0.645	6.94
9D12042-CAL5	500	38189	0.704	6.94
9D12042-CAL6	1000	86489	0.833	6.94
9D12042-CAL7	2000	196023	0.932	6.94
9D12042-CAL8	4000	417822	1.017	6.95
9D12042-CAL9	6000	625005	1.017	6.95
9D12042-CALA	8000	825334	1.004	6.96

AVE RF **0.769** RF RSD **33.42** AVE RT **6.95**

1,2-Dichlorobenzene

Curve Fit: **AVERAGE RF**

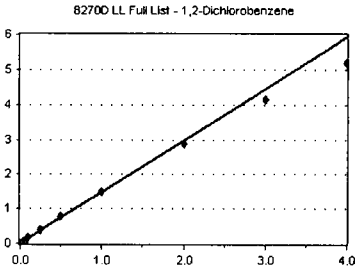

Standard	Concentration	Response	Response Factor	RT
9D12042-CAL1	20	2889	1.405	6.99
9D12042-CAL2	50	8131	1.553	6.98
9D12042-CAL3	100	16678	1.535	6.99
9D12042-CAL4	200	36123	1.620	6.99
9D12042-CAL5	500	87063	1.605	6.98
9D12042-CAL6	1000	158706	1.529	6.98
9D12042-CAL7	2000	313391	1.490	6.99
9D12042-CAL8	4000	590567	1.437	6.99
9D12042-CAL9	6000	851080	1.384	6.99
9D12042-CALA	8000	1066099	1.297	6.99

AVE RF **1.485** RF RSD **6.94** AVE RT **6.98**

2-Methylphenol

Curve Fit: **AVERAGE RF**

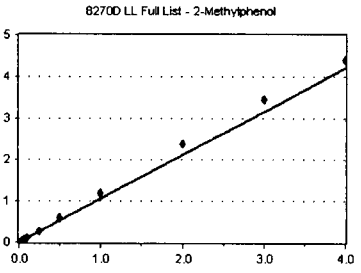

Standard	Concentration	Response	Response Factor	RT
9D12042-CAL1	20	1724	0.839	7.04
9D12042-CAL2	50	4259	0.813	7.04
9D12042-CAL3	100	9962	0.917	7.04
9D12042-CAL4	200	22860	1.025	7.04
9D12042-CAL5	500	61181	1.128	7.04
9D12042-CAL6	1000	123097	1.186	7.04
9D12042-CAL7	2000	248169	1.180	7.04
9D12042-CAL8	4000	490045	1.192	7.05
9D12042-CAL9	6000	708351	1.152	7.05
9D12042-CALA	8000	904249	1.100	7.05

AVE RF **1.053** RF RSD **13.92** AVE RT **7.05**

2,2'-Oxybis(1-Chloropropane)

Curve Fit: **AVERAGE RF**

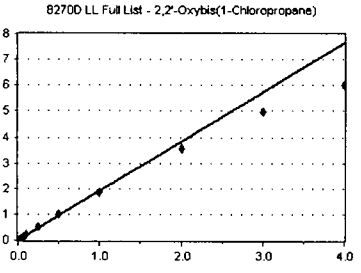

Standard	Concentration	Response	Response Factor	RT
9D12042-CAL1	20	4404	2.142	7.07
9D12042-CAL2	50	10826	2.068	7.07
9D12042-CAL3	100	22045	2.029	7.07
9D12042-CAL4	200	44983	2.018	7.07
9D12042-CAL5	500	112928	2.081	7.07
9D12042-CAL6	1000	207984	2.004	7.07
9D12042-CAL7	2000	394994	1.877	7.08
9D12042-CAL8	4000	731830	1.780	7.08
9D12042-CAL9	6000	1018502	1.656	7.08
9D12042-CALA	8000	1238496	1.507	7.08

AVE RF **1.916** RF RSD **10.81** AVE RT **7.07**

Element Calibration Review Sheet

Calibration ID: **A9D1505** Instrument: **SV-GCMS10** Calibration Date: **04/15/2019**

Analysis: **8270D LL Full List** Instrument Cal ID: **A9D1505**

3+4-Methylphenol(s)

Curve Fit: **QUADRATIC: Weighting: (1/a^2), Origin: Ignore**

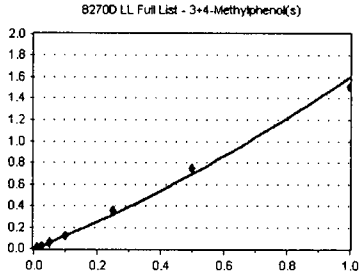

Standard	Concentration	Response	Response Factor	RT
9D12042-CAL1	20	1519	0.739	7.19
9D12042-CAL2	50	4279	0.817	7.19
9D12042-CAL3	100	11154	1.026	7.19
9D12042-CAL4	200	26267	1.178	7.19
9D12042-CAL5	500	77098	1.421	7.19
9D12042-CAL6	1000	154518	1.489	7.19
9D12042-CAL7	2000	319359	1.518	7.19
~~9D12042-CAL8~~	~~4000~~	~~622867~~	~~1.515~~	~~7.20~~
~~9D12042-CAL9~~	~~6000~~	~~876610~~	~~1.426~~	~~7.21~~
~~9D12042-CALA~~	~~8000~~	~~1108625~~	~~1.349~~	~~7.22~~

AVE RF **1.170** RF RSD **27.41** AVE RT **7.19**

N-Nitroso-di-n-propylamine

Curve Fit: **AVERAGE RF**

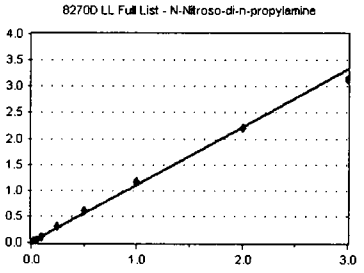

Standard	Concentration	Response	Response Factor	RT
9D12042-CAL1	20	2080	1.012	7.20
9D12042-CAL2	50	5246	1.002	7.20
9D12042-CAL3	100	11467	1.055	7.20
9D12042-CAL4	200	25133	1.127	7.20
9D12042-CAL5	500	67493	1.244	7.20
9D12042-CAL6	1000	126521	1.219	7.20
9D12042-CAL7	2000	245818	1.168	7.20
9D12042-CAL8	4000	453288	1.103	7.22
9D12042-CAL9	6000	641593	1.043	7.22
~~9D12042-CALA~~	~~8000~~	~~824622~~	~~1.004~~	~~7.23~~

AVE RF **1.108** RF RSD **7.96** AVE RT **7.20**

Hexachloroethane

Curve Fit: **AVERAGE RF**

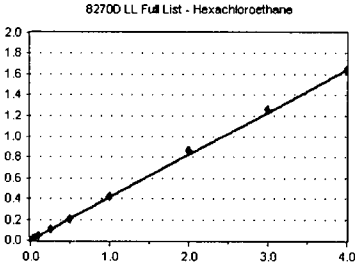

Standard	Concentration	Response	Response Factor	RT
9D12042-CAL1	20	711	0.346	7.32
9D12042-CAL2	50	2137	0.408	7.32
9D12042-CAL3	100	4477	0.412	7.32
9D12042-CAL4	200	9240	0.414	7.32
9D12042-CAL5	500	23400	0.431	7.32
9D12042-CAL6	1000	42742	0.412	7.32
9D12042-CAL7	2000	89727	0.426	7.32
9D12042-CAL8	4000	177511	0.432	7.32
9D12042-CAL9	6000	259269	0.422	7.32
9D12042-CALA	8000	336985	0.410	7.32

AVE RF **0.411** RF RSD **5.99** AVE RT **7.32**

Nitrobenzene-d5 (Surr)

Curve Fit: **QUADRATIC: Weighting: (1/a^2), Origin: Ignore**

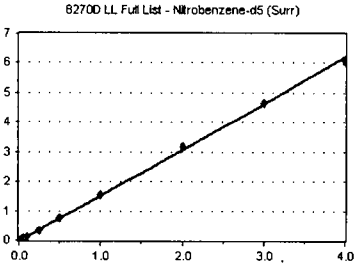

Standard	Concentration	Response	Response Factor	RT
~~9D12042-CAL1~~	~~20~~	~~2134~~	~~1.038~~	~~7.36~~
9D12042-CAL2	50	4963	0.948	7.35
9D12042-CAL3	100	13960	1.285	7.35
9D12042-CAL4	200	29144	1.307	7.35
9D12042-CAL5	500	77263	1.424	7.35
9D12042-CAL6	1000	153864	1.482	7.35
9D12042-CAL7	2000	329613	1.567	7.36
9D12042-CAL8	4000	650463	1.582	7.37
9D12042-CAL9	6000	952331	1.549	7.37
9D12042-CALA	8000	1245282	1.516	7.37

AVE RF **1.407** RF RSD **14.44** AVE RT **7.36**

Element Calibration Review Sheet

Calibration ID: **A9D1505** Instrument: **SV-GCMS10** Calibration Date: **04/15/2019**

Analysis: **8270D LL Full List** Instrument Cal ID: **A9D1505**

Nitrobenzene

Curve Fit: **AVERAGE RF**

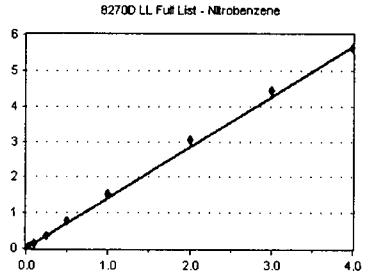

Standard	Concentration	Response	Response Factor	RT
~~9D12042-CAL1~~	~~20~~	~~2275~~	~~1.106~~	~~7.38~~
9D12042-CAL2	50	5793	1.106	7.37
9D12042-CAL3	100	14380	1.323	7.38
9D12042-CAL4	200	31068	1.394	7.38
9D12042-CAL5	500	80603	1.485	7.38
9D12042-CAL6	1000	159222	1.534	7.38
9D12042-CAL7	2000	323406	1.537	7.38
9D12042-CAL8	4000	629792	1.532	7.38
9D12042-CAL9	6000	911090	1.482	7.39
9D12042-CALA	8000	1159115	1.411	7.39

AVE RF **1.423** RF RSD **9.81** AVE RT **7.38**

Isophorone

Curve Fit: **AVERAGE RF**

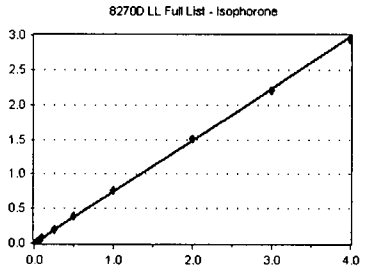

Standard	Concentration	Response	Response Factor	RT
9D12042-CAL1	20	5760	0.687	7.61
9D12042-CAL2	50	15037	0.703	7.61
9D12042-CAL3	100	31645	0.729	7.61
9D12042-CAL4	200	70389	0.776	7.61
9D12042-CAL5	500	179496	0.799	7.61
9D12042-CAL6	1000	336596	0.773	7.61
9D12042-CAL7	2000	660663	0.757	7.61
9D12042-CAL8	4000	1289086	0.754	7.62
9D12042-CAL9	6000	1905816	0.737	7.63
9D12042-CALA	8000	2513149	0.733	7.64

AVE RF **0.745** RF RSD **4.57** AVE RT **7.61**

2-Nitrophenol

Curve Fit: **QUADRATIC: Weighting: (1/a^2), Origin: Ignore**

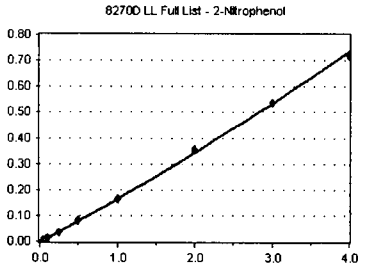

Standard	Concentration	Response	Response Factor	RT
~~9D12042-CAL1~~	~~20~~	~~482~~	~~5.750~~	~~7.70~~
~~9D12042-CAL2~~	~~50~~	~~1610~~	~~7.531~~	~~7.69~~
9D12042-CAL3	100	3262	7.518	7.70
9D12042-CAL4	200	10018	0.110	7.70
9D12042-CAL5	500	30957	0.138	7.70
9D12042-CAL6	1000	70238	0.161	7.70
9D12042-CAL7	2000	144348	0.165	7.70
9D12042-CAL8	4000	303901	0.178	7.70
9D12042-CAL9	6000	463565	0.179	7.70
9D12042-CALA	8000	613878	0.179	7.70

AVE RF **0.148** RF RSD **25.66** AVE RT **7.70**

2,4-Dimethylphenol

Curve Fit: **QUADRATIC: Weighting: (1/a^2), Origin: Ignore**

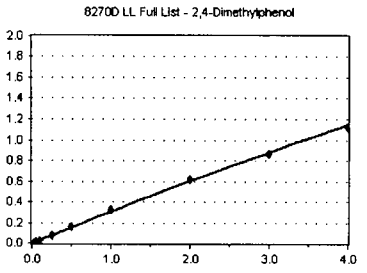

Standard	Concentration	Response	Response Factor	RT
~~9D12042-CAL1~~	~~20~~	~~1331~~	~~0.159~~	~~7.73~~
9D12042-CAL2	50	3681	0.172	7.72
9D12042-CAL3	100	9305	0.214	7.72
9D12042-CAL4	200	23349	0.257	7.72
9D12042-CAL5	500	69085	0.308	7.72
9D12042-CAL6	1000	137294	0.315	7.72
9D12042-CAL7	2000	281937	0.323	7.73
9D12042-CAL8	4000	523529	0.306	7.73
9D12042-CAL9	6000	746900	0.289	7.74
9D12042-CALA	8000	964243	0.281	7.74

AVE RF **0.274** RF RSD **18.59** AVE RT **7.73**

Element Calibration Review Sheet

Calibration ID: **A9D1505** Instrument: **SV-GCMS10** Calibration Date: **04/15/2019**

Analysis: **8270D LL Full List** Instrument Cal ID: **A9D1505**

Bis(2-Chloroethoxy) methane

Curve Fit: **AVERAGE RF**

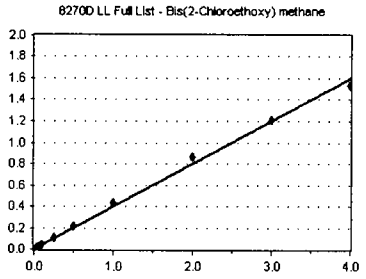

Standard	Concentration	Response	Response Factor	RT
9D12042-CAL1	20	2366	0.282	7.81
9D12042-CAL2	50	7058	0.330	7.81
9D12042-CAL3	100	18067	0.416	7.81
9D12042-CAL4	200	39106	0.431	7.81
9D12042-CAL5	500	99782	0.444	7.81
9D12042-CAL6	1000	191279	0.439	7.81
9D12042-CAL7	2000	381475	0.437	7.82
9D12042-CAL8	4000	734704	0.430	7.83
9D12042-CAL9	6000	1040589	0.403	7.83
9D12042-CALA	8000	1311481	0.382	7.83

AVE RF **0.400** RF RSD **13.47** AVE RT **7.82**

Benzoic acid

Curve Fit: **QUADRATIC: Weighting: (1/a^2), Origin: Ignore**

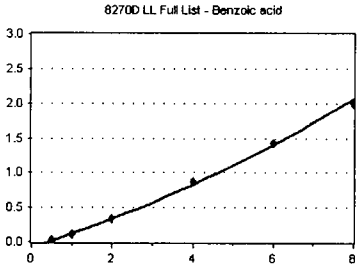

Standard	Concentration	Response	Response Factor	RT
~~9D12042-CAL1~~	~~40~~	~~55~~	~~3.281~~	~~7.77~~
~~9D12042-CAL2~~	~~100~~	~~106~~	~~2.479~~	~~7.89~~
~~9D12042-CAL3~~	~~200~~	~~212~~	~~2.443~~	~~7.78~~
~~9D12042-CAL4~~	~~400~~	~~2517~~	~~0.014~~	~~7.77~~
9D12042-CAL5	1000	23976	5.336	7.79
9D12042-CAL6	2000	96370	0.111	7.81
9D12042-CAL7	4000	293257	0.168	7.85
9D12042-CAL8	8000	750898	0.220	7.90
9D12042-CAL9	12000	1234711	0.239	7.93
9D12042-CALA	16000	1706623	0.249	7.96

AVE RF **0.173** RF RSD **45.07** AVE RT **7.87**

2,4-Dichlorophenol

Curve Fit: **QUADRATIC: Weighting: (1/a), Origin: Ignore**

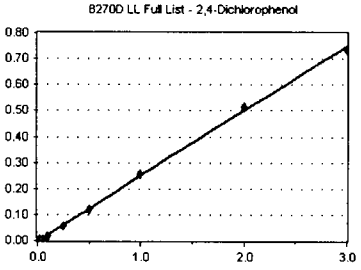

Standard	Concentration	Response	Response Factor	RT
~~9D12042-CAL1~~	~~20~~	~~425~~	~~5.070~~	~~7.94~~
9D12042-CAL2	50	2177	0.102	7.94
9D12042-CAL3	100	5136	0.118	7.93
9D12042-CAL4	200	14168	0.156	7.93
9D12042-CAL5	500	50336	0.224	7.93
9D12042-CAL6	1000	106512	0.245	7.93
9D12042-CAL7	2000	222208	0.255	7.94
9D12042-CAL8	4000	440368	0.258	7.94
9D12042-CAL9	6000	634884	0.246	7.95
~~9D12042-CALA~~	~~8000~~	~~807681~~	~~0.236~~	~~7.95~~

AVE RF **0.200** RF RSD **32.22** AVE RT **7.94**

1,2,4-Trichlorobenzene

Curve Fit: **AVERAGE RF**

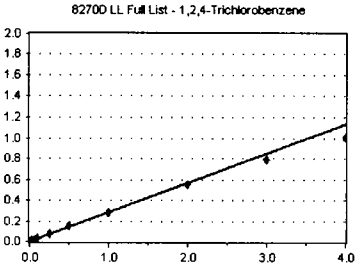

Standard	Concentration	Response	Response Factor	RT
9D12042-CAL1	20	2246	0.268	8.02
9D12042-CAL2	50	6141	0.287	8.02
9D12042-CAL3	100	13568	0.313	8.02
9D12042-CAL4	200	27382	0.302	8.02
9D12042-CAL5	500	68791	0.306	8.02
9D12042-CAL6	1000	129034	0.296	8.02
9D12042-CAL7	2000	246059	0.282	8.02
9D12042-CAL8	4000	468931	0.274	8.03
9D12042-CAL9	6000	677553	0.262	8.03
9D12042-CALA	8000	857676	0.250	8.03

AVE RF **0.284** RF RSD **7.21** AVE RT **8.02**

Element Calibration Review Sheet

Calibration ID: **A9D1505** Instrument: **SV-GCMS10** Calibration Date: **04/15/2019**

Analysis: **8270D LL Full List** Instrument Cal ID: **A9D1505**

Naphthalene-d8 (ISTD)

Curve Fit: **AVERAGE RF**

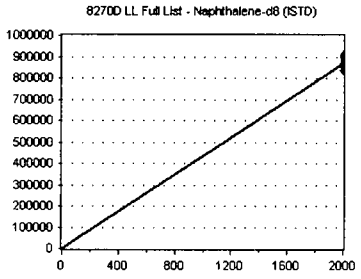

Standard	Concentration	Response	Response Factor	RT
9D12042-CAL1	2000	838248	419.124	8.08
9D12042-CAL2	2000	855155	427.578	8.08
9D12042-CAL3	2000	867816	433.908	8.08
9D12042-CAL4	2000	907511	453.756	8.08
9D12042-CAL5	2000	898567	449.283	8.08
9D12042-CAL6	2000	870566	435.283	8.08
9D12042-CAL7	2000	872864	436.432	8.08
9D12042-CAL8	2000	854691	427.346	8.09
9D12042-CAL9	2000	861766	430.883	8.09
9D12042-CALA	2000	857219	428.609	8.09

AVE RF **434.220** RF RSD **2.40** AVE RT **8.08**

Naphthalene

Curve Fit: **AVERAGE RF**

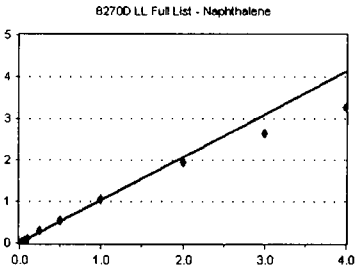

Standard	Concentration	Response	Response Factor	RT
9D12042-CAL1	20	8711	1.039	8.10
9D12042-CAL2	50	23251	1.088	8.10
9D12042-CAL3	100	49024	1.130	8.10
9D12042-CAL4	200	102649	1.131	8.10
9D12042-CAL5	500	257687	1.147	8.10
9D12042-CAL6	1000	475302	1.092	8.10
9D12042-CAL7	2000	918583	1.052	8.10
9D12042-CAL8	4000	1661053	0.972	8.11
9D12042-CAL9	6000	2278161	0.881	8.11
9D12042-CALA	8000	2813330	0.820	8.11

AVE RF **1.035** RF RSD **10.72** AVE RT **8.11**

4-Chloroaniline

Curve Fit: **QUADRATIC: Weighting: (1/a), Origin: Ignore**

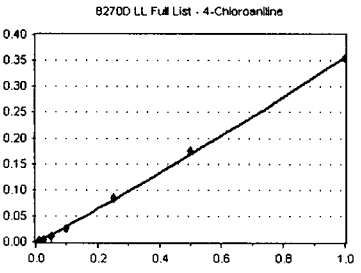

Standard	Concentration	Response	Response Factor	RT
9D12042-CAL1	20	1652	0.197	8.15
9D12042-CAL2	50	4055	0.190	8.15
9D12042-CAL3	100	9860	0.227	8.15
9D12042-CAL4	200	23535	0.259	8.15
9D12042-CAL5	500	75620	0.337	8.15
9D12042-CAL6	1000	151775	0.349	8.15
9D12042-CAL7	2000	308711	0.354	8.15
~~9D12042-CAL8~~	~~4000~~	~~625745~~	~~0.366~~	~~8.15~~
~~9D12042-CAL9~~	~~6000~~	~~903302~~	~~0.349~~	~~8.16~~
~~9D12042-CALA~~	~~8000~~	~~1106729~~	~~0.323~~	~~8.16~~

AVE RF **0.273** RF RSD **26.43** AVE RT **8.15**

Hexachlorobutadiene

Curve Fit: **AVERAGE RF**

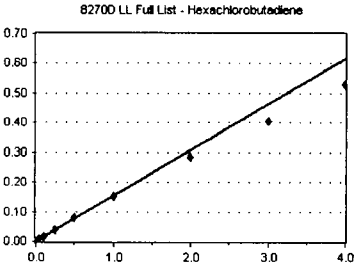

Standard	Concentration	Response	Response Factor	RT
9D12042-CAL1	20	1492	0.178	8.23
9D12042-CAL2	50	3496	0.164	8.23
9D12042-CAL3	100	7405	0.171	8.23
9D12042-CAL4	200	14260	0.157	8.23
9D12042-CAL5	500	35545	0.158	8.23
9D12042-CAL6	1000	67844	0.156	8.23
9D12042-CAL7	2000	131105	0.150	8.23
9D12042-CAL8	4000	243190	0.142	8.23
9D12042-CAL9	6000	350040	0.135	8.24
9D12042-CALA	8000	453153	0.132	8.24

AVE RF **0.154** RF RSD **9.53** AVE RT **8.23**

Element Calibration Review Sheet

Calibration ID: **A9D1505** Instrument: **SV-GCMS10** Calibration Date: **04/15/2019**

Analysis: **8270D LL Full List** Instrument Cal ID: **A9D1505**

4-Chloro-3-methylphenol

Curve Fit: **QUADRATIC: Weighting: (1/a^2), Origin: Ignore**

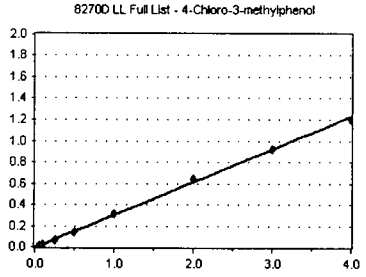

Standard	Concentration	Response	Response Factor	RT
~~9D12042-CAL1~~	~~20~~	~~606~~	~~7.229~~	~~8.63~~
~~9D12042-CAL2~~	~~50~~	~~2641~~	~~0.124~~	~~8.63~~
9D12042-CAL3	100	5402	0.124	8.63
9D12042-CAL4	200	17148	0.189	8.62
9D12042-CAL5	500	61878	0.275	8.62
9D12042-CAL6	1000	126121	0.290	8.62
9D12042-CAL7	2000	269479	0.309	8.63
9D12042-CAL8	4000	543982	0.318	8.63
9D12042-CAL9	6000	795091	0.308	8.63
9D12042-CALA	8000	1024540	0.299	8.64

AVE RF **0.264** RF RSD **26.37** AVE RT **8.63**

Carbazole

Curve Fit: **AVERAGE RF**

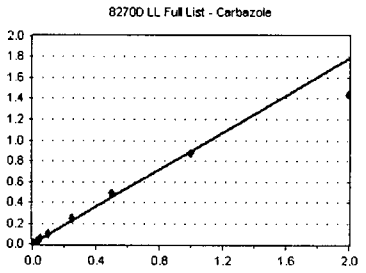

Standard	Concentration	Response	Response Factor	RT
9D12042-CAL1	20	5247	0.754	11.61
9D12042-CAL2	50	14600	0.833	11.61
9D12042-CAL3	100	36766	0.975	11.61
9D12042-CAL4	200	80323	1.009	11.61
9D12042-CAL5	500	187353	1.014	11.61
9D12042-CAL6	1000	340948	0.972	11.61
9D12042-CAL7	2000	651258	0.880	0.00
9D12042-CAL8	4000	1088868	0.718	0.00
~~9D12042-CAL9~~	~~6000~~	~~1519317~~	~~0.652~~	~~0.00~~
~~9D12042-CALA~~	~~8000~~	~~1858306~~	~~0.583~~	~~0.00~~

AVE RF **0.894** RF RSD **13.01** AVE RT **8.71**

2-Methylnaphthalene

Curve Fit: **AVERAGE RF**

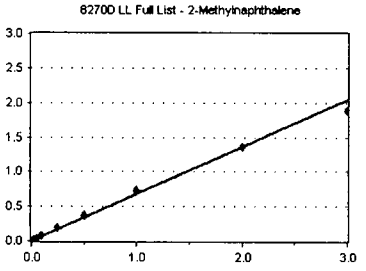

Standard	Concentration	Response	Response Factor	RT
9D12042-CAL1	20	4843	0.578	8.80
9D12042-CAL2	50	12740	0.596	8.80
9D12042-CAL3	100	27918	0.643	8.80
9D12042-CAL4	200	67852	0.748	8.80
9D12042-CAL5	500	173683	0.773	8.80
9D12042-CAL6	1000	322088	0.740	8.80
9D12042-CAL7	2000	633302	0.726	8.80
9D12042-CAL8	4000	1165928	0.682	8.80
9D12042-CAL9	6000	1614149	0.624	8.81
~~9D12042-CALA~~	~~8000~~	~~2022092~~	~~0.590~~	~~8.81~~

AVE RF **0.679** RF RSD **10.53** AVE RT **8.80**

1-Methylnaphthalene

Curve Fit: **AVERAGE RF**

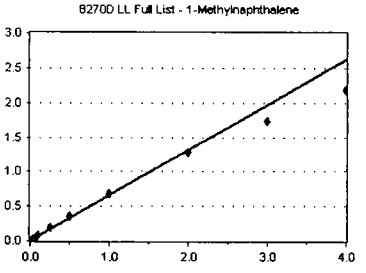

Standard	Concentration	Response	Response Factor	RT
9D12042-CAL1	20	5287	0.631	8.90
9D12042-CAL2	50	13733	0.642	8.90
9D12042-CAL3	100	29703	0.685	8.90
9D12042-CAL4	200	66438	0.732	8.90
9D12042-CAL5	500	168058	0.748	8.90
9D12042-CAL6	1000	303908	0.698	8.90
9D12042-CAL7	2000	593190	0.680	8.91
9D12042-CAL8	4000	1095549	0.641	8.91
9D12042-CAL9	6000	1501404	0.581	8.91
9D12042-CALA	8000	1877715	0.548	8.91

AVE RF **0.658** RF RSD **9.58** AVE RT **8.90**

Element Calibration Review Sheet

Calibration ID: **A9D1505** Instrument: **SV-GCMS10** Calibration Date: **04/15/2019**

Analysis: **8270D LL Full List** Instrument Cal ID: **A9D1505**

Hexachlorocyclopentadiene

Curve Fit: **QUADRATIC: Weighting: (1/a^2), Origin: Ignore**

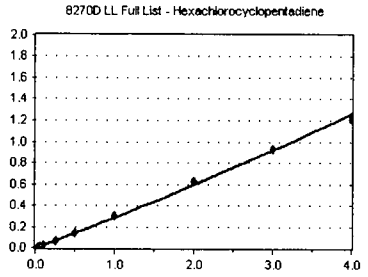

Standard	Concentration	Response	Response Factor	RT
~~9D12042-CAL1~~	~~20~~	~~396~~	~~9.377~~	~~8.96~~
9D12042-CAL2	50	1375	0.128	8.97
9D12042-CAL3	100	3968	0.180	8.97
9D12042-CAL4	200	9648	0.211	8.97
9D12042-CAL5	500	28477	0.262	8.97
9D12042-CAL6	1000	59442	0.291	8.97
9D12042-CAL7	2000	126849	0.300	8.97
9D12042-CAL8	4000	258289	0.311	8.97
9D12042-CAL9	6000	390476	0.309	8.97
9D12042-CALA	8000	512416	0.302	8.98

AVE RF **0.255** RF RSD **26.05** AVE RT **8.97**

2,4,6-Trichlorophenol

Curve Fit: **QUADRATIC: Weighting: (1/a), Origin: Ignore**

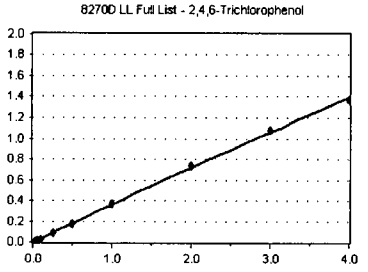

Standard	Concentration	Response	Response Factor	RT
~~9D12042-CAL1~~	~~20~~	~~637~~	~~0.151~~	~~9.08~~
9D12042-CAL2	50	1647	0.154	9.08
9D12042-CAL3	100	3552	0.161	9.08
9D12042-CAL4	200	11339	0.247	9.08
9D12042-CAL5	500	35536	0.327	9.08
9D12042-CAL6	1000	69804	0.341	9.08
9D12042-CAL7	2000	154065	0.364	9.08
9D12042-CAL8	4000	304939	0.367	9.09
9D12042-CAL9	6000	453546	0.359	9.09
9D12042-CALA	8000	583608	0.343	9.09

AVE RF **0.296** RF RSD **29.20** AVE RT **9.08**

2,4,5-Trichlorophenol

Curve Fit: **QUADRATIC: Weighting: (1/a^2), Origin: Ignore**

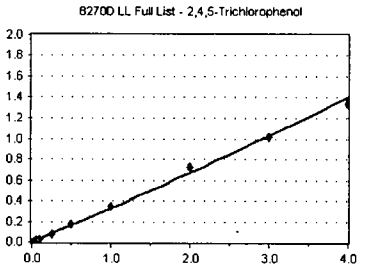

Standard	Concentration	Response	Response Factor	RT
~~9D12042-CAL1~~	~~20~~	~~570~~	~~0.135~~	~~9.12~~
9D12042-CAL2	50	1937	0.181	9.12
9D12042-CAL3	100	4207	0.190	9.12
9D12042-CAL4	200	11558	0.252	9.12
9D12042-CAL5	500	34165	0.315	9.11
9D12042-CAL6	1000	69025	0.338	9.12
9D12042-CAL7	2000	144274	0.341	9.12
9D12042-CAL8	4000	298945	0.360	9.12
9D12042-CAL9	6000	429331	0.340	9.12
9D12042-CALA	8000	569105	0.335	9.13

AVE RF **0.295** RF RSD **23.36** AVE RT **9.12**

2-Fluorobiphenyl (Surr)

Curve Fit: **AVERAGE RF**

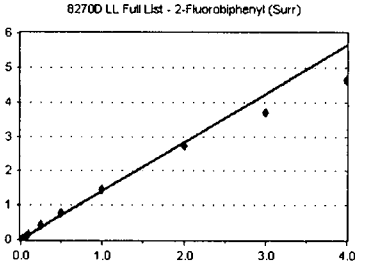

Standard	Concentration	Response	Response Factor	RT
~~9D12042-CAL1~~	~~20~~	~~4958~~	~~1.174~~	~~9.17~~
9D12042-CAL2	50	14620	1.365	9.17
9D12042-CAL3	100	29847	1.351	9.17
9D12042-CAL4	200	71986	1.571	9.17
9D12042-CAL5	500	177018	1.631	9.17
9D12042-CAL6	1000	318318	1.557	9.17
9D12042-CAL7	2000	622727	1.472	9.17
9D12042-CAL8	4000	1129555	1.360	9.17
9D12042-CAL9	6000	1558757	1.233	9.17
9D12042-CALA	8000	1972042	1.160	9.18

AVE RF **1.411** RF RSD **11.25** AVE RT **9.17**

Element Calibration Review Sheet

Calibration ID: **A9D1505** Instrument: **SV-GCMS10** Calibration Date: **04/15/2019**

Analysis: **8270D LL Full List** Instrument Cal ID: **A9D1505**

1,1'-Biphenyl

Curve Fit: **AVERAGE RF**

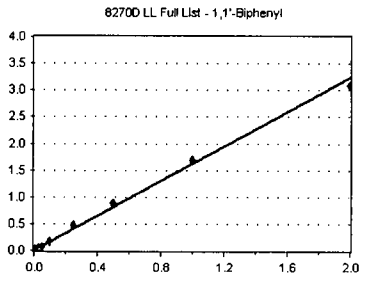

Standard	Concentration	Response	Response Factor	RT
9D12042-CAL1	20	5440	1.288	9.27
9D12042-CAL2	50	16008	1.495	9.27
9D12042-CAL3	100	33353	1.510	9.27
9D12042-CAL4	200	81722	1.783	9.27
9D12042-CAL5	500	202383	1.864	9.27
9D12042-CAL6	1000	365897	1.789	9.27
9D12042-CAL7	2000	716600	1.694	9.27
9D12042-CAL8	4000	1284403	1.546	9.27
~~9D12042-CAL9~~	~~6000~~	~~1770639~~	~~1.401~~	~~9.28~~
~~9D12042-CALA~~	~~8000~~	~~2197978~~	~~1.293~~	~~9.28~~

AVE RF **1.621** RF RSD **11.97** AVE RT **9.27**

2-Chloronaphthalene

Curve Fit: **AVERAGE RF**

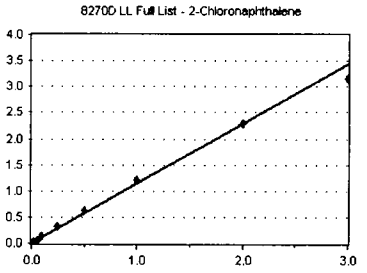

Standard	Concentration	Response	Response Factor	RT
9D12042-CAL1	20	4110	0.973	9.30
9D12042-CAL2	50	11226	1.048	9.30
9D12042-CAL3	100	23833	1.079	9.30
9D12042-CAL4	200	56267	1.228	9.30
9D12042-CAL5	500	143842	1.325	9.30
9D12042-CAL6	1000	256777	1.256	9.30
9D12042-CAL7	2000	513880	1.215	9.30
9D12042-CAL8	4000	950535	1.144	9.30
9D12042-CAL9	6000	1327873	1.051	9.31
~~9D12042-CALA~~	~~8000~~	~~1678580~~	~~0.988~~	~~9.31~~

AVE RF **1.147** RF RSD **10.16** AVE RT **9.30**

2-Nitroaniline

Curve Fit: **QUADRATIC: Weighting: (1/a^2), Origin: Ignore**

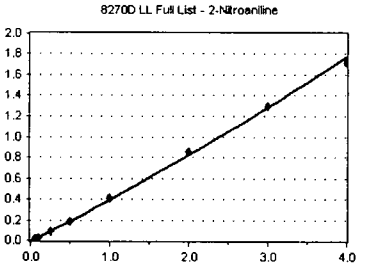

Standard	Concentration	Response	Response Factor	RT
~~9D12042-CAL1~~	~~20~~	~~491~~	~~0.116~~	~~9.39~~
~~9D12042-CAL2~~	~~50~~	~~1501~~	~~0.140~~	~~9.39~~
9D12042-CAL3	100	3408	0.154	9.39
9D12042-CAL4	200	10366	0.226	9.39
9D12042-CAL5	500	37427	0.345	9.39
9D12042-CAL6	1000	74805	0.366	9.39
9D12042-CAL7	2000	172195	0.407	9.39
9D12042-CAL8	4000	356149	0.429	9.40
9D12042-CAL9	6000	544899	0.431	9.40
9D12042-CALA	8000	729589	0.429	9.41

AVE RF **0.348** RF RSD **29.95** AVE RT **9.39**

2,6-Dimethylnaphthalene

Curve Fit: **AVERAGE RF**

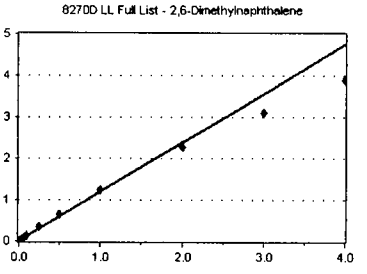

Standard	Concentration	Response	Response Factor	RT
9D12042-CAL1	20	4471	1.059	9.43
9D12042-CAL2	50	12930	1.207	9.43
9D12042-CAL3	100	27574	1.248	9.43
9D12042-CAL4	200	60607	1.323	9.43
9D12042-CAL5	500	147706	1.361	9.43
9D12042-CAL6	1000	267086	1.306	9.43
9D12042-CAL7	2000	523522	1.238	9.43
9D12042-CAL8	4000	944826	1.137	9.44
9D12042-CAL9	6000	1312335	1.038	9.44
9D12042-CALA	8000	1648270	0.970	9.45

AVE RF **1.189** RF RSD **11.13** AVE RT **9.43**

Element Calibration Review Sheet

Calibration ID: **A9D1505** Instrument: **SV-GCMS10** Calibration Date: **04/15/2019**

Analysis: **8270D LL Full List** Instrument Cal ID: **A9D1505**

1,4-Dinitrobenzene

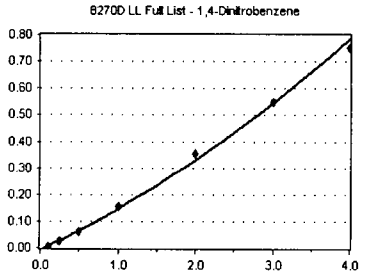

Curve Fit: **QUADRATIC: Weighting: (1/a^2), Origin: Ignore**

Standard	Concentration	Response	Response Factor	RT
~~9D12042-CAL1~~	~~20~~	~~72~~	~~1.705~~	~~0.00~~
~~9D12042-CAL2~~	~~50~~	~~512~~	~~4.781~~	~~9.52~~
~~9D12042-CAL3~~	~~100~~	~~1082~~	~~4.899~~	~~9.52~~
9D12042-CAL4	200	2775	6.055	9.52
9D12042-CAL5	500	10966	0.101	9.52
9D12042-CAL6	1000	24586	0.120	9.52
9D12042-CAL7	2000	65644	0.155	9.52
9D12042-CAL8	4000	148152	0.178	9.53
9D12042-CAL9	6000	231647	0.183	9.53
9D12042-CALA	8000	319922	0.188	9.54

AVE RF **0.141** RF RSD **34.41** AVE RT **9.52**

Dimethylphthalate

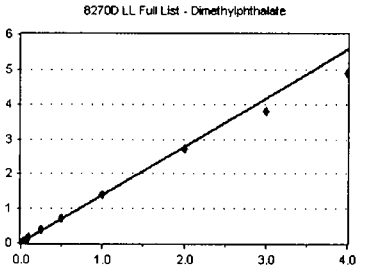

Curve Fit: **AVERAGE RF**

Standard	Concentration	Response	Response Factor	RT
9D12042-CAL1	20	5716	1.354	9.56
9D12042-CAL2	50	14804	1.382	9.56
9D12042-CAL3	100	32685	1.480	9.56
9D12042-CAL4	200	68197	1.488	9.56
9D12042-CAL5	500	166367	1.532	9.57
9D12042-CAL6	1000	293273	1.434	9.57
9D12042-CAL7	2000	593270	1.403	9.57
9D12042-CAL8	4000	1125792	1.355	9.58
9D12042-CAL9	6000	1593856	1.261	9.59
9D12042-CALA	8000	2076750	1.222	9.60

AVE RF **1.391** RF RSD **7.09** AVE RT **9.57**

1,3-Dinitrobenzene

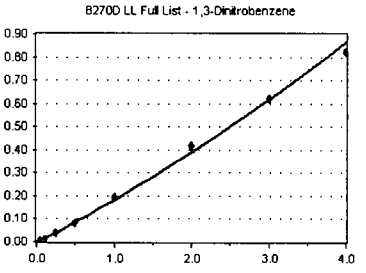

Curve Fit: **QUADRATIC: Weighting: (1/a^2), Origin: Ignore**

Standard	Concentration	Response	Response Factor	RT
~~9D12042-CAL1~~	~~20~~	~~137~~	~~3.244~~	~~9.60~~
~~9D12042-CAL2~~	~~50~~	~~496~~	~~4.632~~	~~9.60~~
9D12042-CAL3	100	1592	7.208	9.60
9D12042-CAL4	200	4684	0.102	9.60
9D12042-CAL5	500	16599	0.153	9.60
9D12042-CAL6	1000	33847	0.166	9.60
9D12042-CAL7	2000	81663	0.193	9.60
9D12042-CAL8	4000	172914	0.208	9.61
9D12042-CAL9	6000	262552	0.208	9.62
9D12042-CALA	8000	349862	0.206	9.63

AVE RF **0.163** RF RSD **31.75** AVE RT **9.61**

2,6-Dinitrotoluene

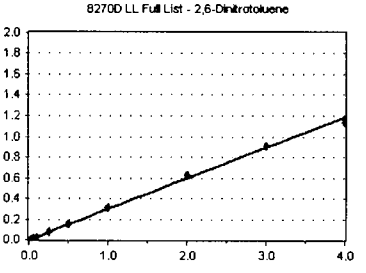

Curve Fit: **QUADRATIC: Weighting: (1/a^2), Origin: Ignore**

Standard	Concentration	Response	Response Factor	RT
~~9D12042-CAL1~~	~~20~~	~~429~~	~~0.102~~	~~9.63~~
9D12042-CAL2	50	1360	0.127	9.63
9D12042-CAL3	100	3662	0.166	9.63
9D12042-CAL4	200	11248	0.245	9.63
9D12042-CAL5	500	31238	0.288	9.63
9D12042-CAL6	1000	61642	0.301	9.63
9D12042-CAL7	2000	130676	0.309	9.63
9D12042-CAL8	4000	259088	0.312	9.64
9D12042-CAL9	6000	380933	0.301	9.65
9D12042-CALA	8000	483438	0.284	9.65

AVE RF **0.259** RF RSD **26.10** AVE RT **9.63**

Element Calibration Review Sheet

Calibration ID: **A9D1505** Instrument: **SV-GCMS10** Calibration Date: **04/15/2019**

Analysis: **8270D LL Full List** Instrument Cal ID: **A9D1505**

1,2-Dinitrobenzene

Curve Fit: **AVERAGE RF**

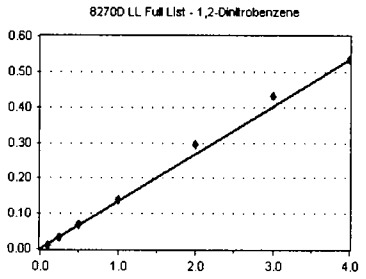

Standard	Concentration	Response	Response Factor	RT
~~9D12042-CAL1~~	~~20~~	~~247~~	~~0.058~~	~~9.68~~
~~9D12042-CAL2~~	~~50~~	~~594~~	~~5.547~~	~~9.68~~
~~9D12042-CAL3~~	~~100~~	~~1685~~	~~7.629~~	~~9.69~~
9D12042-CAL4	200	5007	0.109	9.68
9D12042-CAL5	500	14052	0.129	9.69
9D12042-CAL6	1000	27578	0.135	9.69
9D12042-CAL7	2000	58797	0.139	9.70
9D12042-CAL8	4000	123107	0.148	9.70
9D12042-CAL9	6000	181239	0.143	9.71
9D12042-CALA	8000	227922	0.134	9.72

AVE RF **0.134** RF RSD **9.38** AVE RT **9.70**

Acenaphthylene

Curve Fit: **AVERAGE RF**

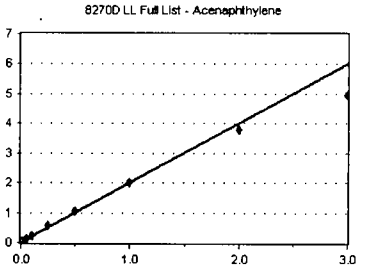

Standard	Concentration	Response	Response Factor	RT
9D12042-CAL1	20	8037	1.903	9.72
9D12042-CAL2	50	20809	1.943	9.72
9D12042-CAL3	100	47235	2.139	9.72
9D12042-CAL4	200	96629	2.109	9.72
9D12042-CAL5	500	239738	2.208	9.72
9D12042-CAL6	1000	438645	2.145	9.72
9D12042-CAL7	2000	847485	2.004	9.72
9D12042-CAL8	4000	1577347	1.899	9.72
9D12042-CAL9	6000	2093729	1.657	9.73
~~9D12042-CALA~~	~~8000~~	~~2539761~~	~~1.494~~	~~9.73~~

AVE RF **2.001** RF RSD **8.59** AVE RT **9.72**

Acenaphthene-d10 (ISTD)

Curve Fit: **AVERAGE RF**

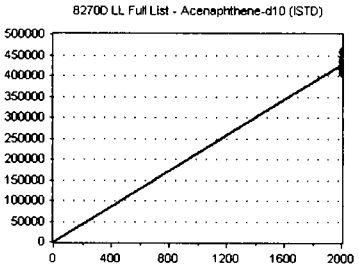

Standard	Concentration	Response	Response Factor	RT
9D12042-CAL1	2000	422298	211.149	9.86
9D12042-CAL2	2000	428361	214.180	9.86
9D12042-CAL3	2000	441746	220.873	9.86
9D12042-CAL4	2000	458269	229.135	9.86
9D12042-CAL5	2000	434239	217.120	9.86
9D12042-CAL6	2000	408985	204.493	9.87
9D12042-CAL7	2000	422972	211.486	9.87
9D12042-CAL8	2000	415395	207.698	9.87
9D12042-CAL9	2000	421304	210.652	9.87
9D12042-CALA	2000	424880	212.440	9.87

AVE RF **213.923** RF RSD **3.28** AVE RT **9.87**

Acenaphthene

Curve Fit: **AVERAGE RF**

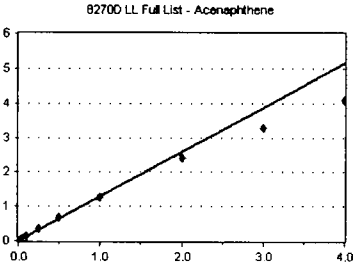

Standard	Concentration	Response	Response Factor	RT
9D12042-CAL1	20	5944	1.408	9.90
9D12042-CAL2	50	14121	1.319	9.90
9D12042-CAL3	100	30980	1.403	9.90
9D12042-CAL4	200	64550	1.409	9.90
9D12042-CAL5	500	152764	1.407	9.89
9D12042-CAL6	1000	274380	1.342	9.90
9D12042-CAL7	2000	539641	1.276	9.90
9D12042-CAL8	4000	991538	1.193	9.91
9D12042-CAL9	6000	1376414	1.089	9.91
9D12042-CALA	8000	1737085	1.022	9.91

AVE RF **1.287** RF RSD **10.97** AVE RT **9.90**

Element Calibration Review Sheet

Calibration ID: **A9D1505** Instrument: **SV-GCMS10** Calibration Date: **04/15/2019**

Analysis: **8270D LL Full List** Instrument Cal ID: **A9D1505**

2,4-Dinitrophenol

Curve Fit: **QUADRATIC: Weighting: (1/a^2), Origin: Ignore**

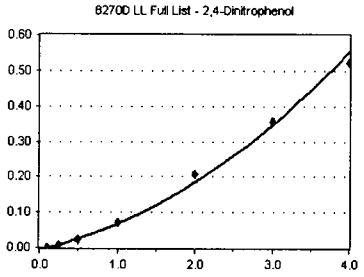

Standard	Concentration	Response	Response Factor	RT
~~9D12042-CAL1~~	~~20~~	~~0~~	~~0.000~~	~~0.00~~
~~9D12042-CAL2~~	~~50~~	~~0~~	~~0.000~~	~~0.00~~
~~9D12042-CAL3~~	~~100~~	~~95~~	~~4.301~~	~~9.91~~
9D12042-CAL4	200	631	1.377	9.91
9D12042-CAL5	500	3186	2.935	9.91
9D12042-CAL6	1000	9505	4.648	9.91
9D12042-CAL7	2000	29815	0.070	9.91
9D12042-CAL8	4000	85634	0.103	9.92
9D12042-CAL9	6000	149631	0.118	9.93
9D12042-CALA	8000	222443	0.131	9.93

AVE RF **0.073** RF RSD **62.20** AVE RT **9.91**

4-Nitrophenol

Curve Fit: **QUADRATIC: Weighting: (1/a^2), Origin: Ignore**

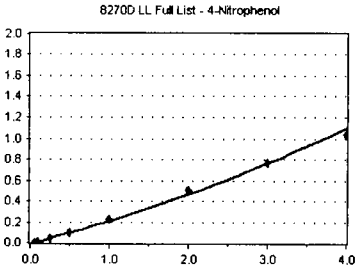

Standard	Concentration	Response	Response Factor	RT
~~9D12042-CAL1~~	~~20~~	~~81~~	~~1.918~~	~~0.00~~
~~9D12042-CAL2~~	~~50~~	~~479~~	~~4.473~~	~~9.96~~
9D12042-CAL3	100	1391	6.298	9.96
9D12042-CAL4	200	5108	0.111	9.96
9D12042-CAL5	500	16667	0.154	9.96
9D12042-CAL6	1000	38661	0.189	9.96
9D12042-CAL7	2000	95687	0.226	9.96
9D12042-CAL8	4000	210496	0.253	9.98
9D12042-CAL9	6000	325043	0.257	9.98
9D12042-CALA	8000	441662	0.260	9.99

AVE RF **0.189** RF RSD **39.12** AVE RT **9.97**

2,4-Dinitrotoluene

Curve Fit: **QUADRATIC: Weighting: (1/a^2), Origin: Ignore**

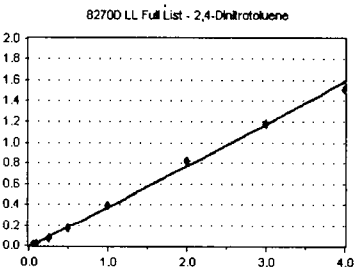

Standard	Concentration	Response	Response Factor	RT
~~9D12042-CAL1~~	~~20~~	~~516~~	~~0.122~~	~~10.04~~
~~9D12042-CAL2~~	~~50~~	~~1414~~	~~0.132~~	~~10.04~~
9D12042-CAL3	100	3628	0.164	10.04
9D12042-CAL4	200	11165	0.244	10.04
9D12042-CAL5	500	34132	0.314	10.04
9D12042-CAL6	1000	72103	0.353	10.04
9D12042-CAL7	2000	165775	0.392	10.04
9D12042-CAL8	4000	342144	0.412	10.06
9D12042-CAL9	6000	498579	0.394	10.06
9D12042-CALA	8000	642029	0.378	10.07

AVE RF **0.331** RF RSD **26.17** AVE RT **10.05**

Dibenzofuran

Curve Fit: **AVERAGE RF**

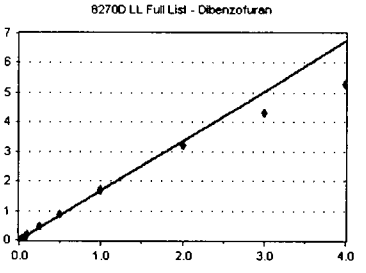

Standard	Concentration	Response	Response Factor	RT
9D12042-CAL1	20	7180	1.700	10.07
9D12042-CAL2	50	18996	1.774	10.07
9D12042-CAL3	100	39453	1.786	10.07
9D12042-CAL4	200	85043	1.856	10.07
9D12042-CAL5	500	203340	1.873	10.07
9D12042-CAL6	1000	357236	1.747	10.07
9D12042-CAL7	2000	718481	1.699	10.07
9D12042-CAL8	4000	1332830	1.604	10.08
9D12042-CAL9	6000	1822175	1.442	10.08
9D12042-CALA	8000	2258697	1.329	10.08

AVE RF **1.681** RF RSD **10.48** AVE RT **10.07**

Element Calibration Review Sheet

Calibration ID: **A9D1505** Instrument: **SV-GCMS10** Calibration Date: **04/15/2019**

Analysis: **8270D LL Full List** Instrument Cal ID: **A9D1505**

2,3,5,6-Tetrachlorophenol

Curve Fit: **QUADRATIC: Weighting: (1/a^2), Origin: Ignore**

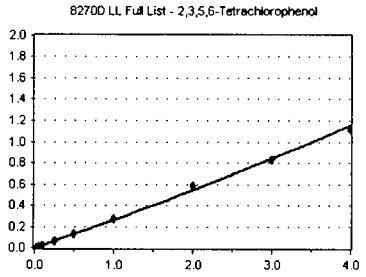

Standard	Concentration	Response	Response Factor	RT
~~9D12042-CAL1~~	~~20~~	~~365~~	~~8.643~~	~~10.16~~
9D12042-CAL2	50	1033	0.096	10.15
9D12042-CAL3	100	2960	0.134	10.15
9D12042-CAL4	200	9240	0.202	10.15
9D12042-CAL5	500	26249	0.242	10.15
9D12042-CAL6	1000	53006	0.259	10.15
9D12042-CAL7	2000	116600	0.276	10.15
9D12042-CAL8	4000	241470	0.291	10.16
9D12042-CAL9	6000	352904	0.279	10.16
9D12042-CALA	8000	471457	0.277	10.16

AVE RF **0.228** RF RSD **30.66** AVE RT **10.15**

3,3'-Dichlorobenzidine

Curve Fit: **QUADRATIC: Weighting: (1/a), Origin: Ignore**

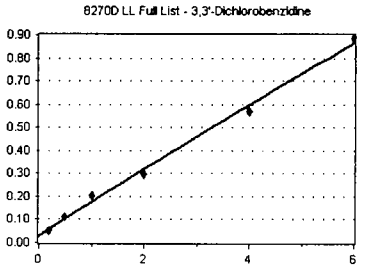

Standard	Concentration	Response	Response Factor	RT
~~9D12042-CAL1~~	~~40~~	~~2133~~	~~0.175~~	~~0.00~~
~~9D12042-CAL2~~	~~100~~	~~6271~~	~~0.205~~	~~0.00~~
~~9D12042-CAL3~~	~~200~~	~~17285~~	~~0.255~~	~~15.29~~
9D12042-CAL4	400	40983	0.275	15.29
9D12042-CAL5	1000	74081	0.221	15.29
9D12042-CAL6	2000	125386	0.206	15.29
9D12042-CAL7	4000	194322	0.148	15.30
9D12042-CAL8	8000	367601	0.143	0.00
9D12042-CAL9	12000	561471	0.148	0.00
~~9D12042-CALA~~	~~16000~~	~~784747~~	~~0.156~~	~~0.00~~

AVE RF **0.190** RF RSD **28.01** AVE RT **10.19**

2,3,4,6-Tetrachlorophenol

Curve Fit: **QUADRATIC: Weighting: (1/a^2), Origin: Ignore**

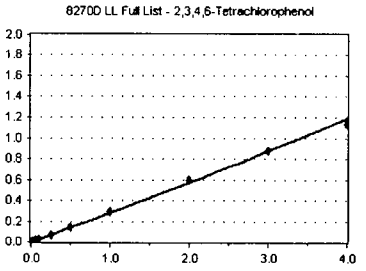

Standard	Concentration	Response	Response Factor	RT
9D12042-CAL1	20	466	0.110	10.19
9D12042-CAL2	50	1825	0.170	10.19
9D12042-CAL3	100	4761	0.216	10.19
9D12042-CAL4	200	12019	0.262	10.19
9D12042-CAL5	500	29885	0.275	10.19
9D12042-CAL6	1000	57975	0.284	10.19
9D12042-CAL7	2000	124349	0.294	10.19
9D12042-CAL8	4000	249107	0.300	10.20
9D12042-CAL9	6000	370697	0.293	10.21
9D12042-CALA	8000	480353	0.283	10.21

AVE RF **0.249** RF RSD **25.53** AVE RT **10.20**

2,3,5-Trimethylnaphthalene

Curve Fit: **AVERAGE RF**

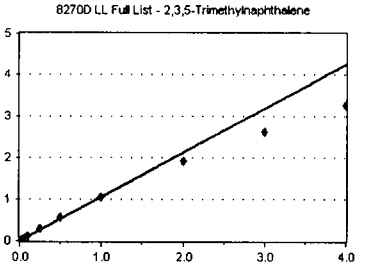

Standard	Concentration	Response	Response Factor	RT
9D12042-CAL1	20	4447	1.053	10.27
9D12042-CAL2	50	12035	1.124	10.28
9D12042-CAL3	100	26553	1.202	10.28
9D12042-CAL4	200	55486	1.211	10.28
9D12042-CAL5	500	130703	1.204	10.28
9D12042-CAL6	1000	228198	1.116	10.28
9D12042-CAL7	2000	449654	1.063	10.29
9D12042-CAL8	4000	800915	0.964	10.29
9D12042-CAL9	6000	1102900	0.873	10.29
9D12042-CALA	8000	1390016	0.818	10.30

AVE RF **1.063** RF RSD **13.08** AVE RT **10.28**

Element Calibration Review Sheet

Calibration ID: **A9D1505** Instrument: **SV-GCMS10** Calibration Date: **04/15/2019**

Analysis: **8270D LL Full List** Instrument Cal ID: **A9D1505**

Diethylphthalate

Curve Fit: **AVERAGE RF**

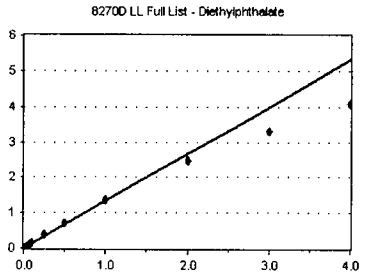

Standard	Concentration	Response	Response Factor	RT
9D12042-CAL1	20	5489	1.300	10.28
9D12042-CAL2	50	14203	1.326	10.28
9D12042-CAL3	100	33503	1.517	10.28
9D12042-CAL4	200	68644	1.498	10.28
9D12042-CAL5	500	165131	1.521	10.28
9D12042-CAL6	1000	290221	1.419	10.29
9D12042-CAL7	2000	569548	1.347	10.29
9D12042-CAL8	4000	1025219	1.234	10.29
9D12042-CAL9	6000	1390913	1.100	10.30
9D12042-CALA	8000	1740855	1.024	10.30

AVE RF **1.329** RF RSD **12.89** AVE RT **10.29**

4-Chlorophenyl phenyl ether

Curve Fit: **AVERAGE RF**

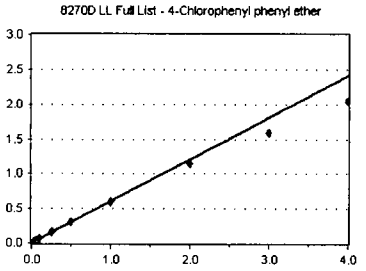

Standard	Concentration	Response	Response Factor	RT
9D12042-CAL1	20	2599	0.615	10.41
9D12042-CAL2	50	6570	0.614	10.41
9D12042-CAL3	100	14524	0.658	10.41
9D12042-CAL4	200	29693	0.648	10.41
9D12042-CAL5	500	70419	0.649	10.41
9D12042-CAL6	1000	127242	0.622	10.41
9D12042-CAL7	2000	257040	0.608	10.41
9D12042-CAL8	4000	476543	0.574	10.41
9D12042-CAL9	6000	666343	0.527	10.42
9D12042-CALA	8000	866576	0.510	10.42

AVE RF **0.602** RF RSD **8.39** AVE RT **10.41**

Fluorene

Curve Fit: **AVERAGE RF**

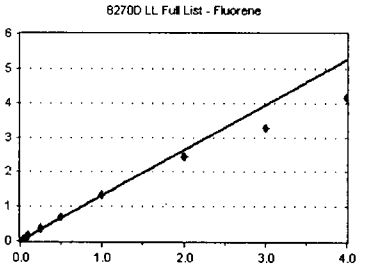

Standard	Concentration	Response	Response Factor	RT
9D12042-CAL1	20	5519	1.307	10.42
9D12042-CAL2	50	14499	1.354	10.42
9D12042-CAL3	100	32507	1.472	10.42
9D12042-CAL4	200	68196	1.488	10.42
9D12042-CAL5	500	160999	1.483	10.42
9D12042-CAL6	1000	283189	1.385	10.42
9D12042-CAL7	2000	562191	1.329	10.42
9D12042-CAL8	4000	1010351	1.216	10.43
9D12042-CAL9	6000	1382772	1.094	10.43
9D12042-CALA	8000	1760020	1.036	10.44

AVE RF **1.316** RF RSD **12.04** AVE RT **10.42**

4-Nitroaniline

Curve Fit: **AVERAGE RF**

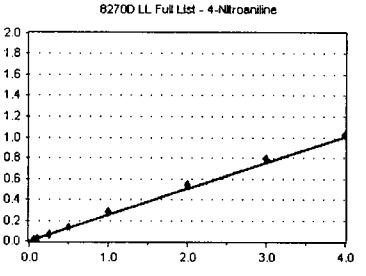

Standard	Concentration	Response	Response Factor	RT
~~9D12042-CAL1~~	~~20~~	~~410~~	~~9.709~~	~~10.42~~
~~9D12042-CAL2~~	~~50~~	~~1321~~	~~0.123~~	~~10.42~~
9D12042-CAL3	100	3975	0.180	10.42
9D12042-CAL4	200	11137	0.243	10.42
9D12042-CAL5	500	27588	0.254	10.42
9D12042-CAL6	1000	55130	0.270	10.42
9D12042-CAL7	2000	116803	0.276	10.43
9D12042-CAL8	4000	224177	0.270	10.44
9D12042-CAL9	6000	332833	0.263	10.45
9D12042-CALA	8000	435677	0.256	10.46

AVE RF **0.252** RF RSD **12.23** AVE RT **10.43**

Element Calibration Review Sheet

Calibration ID: **A9D1505** Instrument: **SV-GCMS10** Calibration Date: **04/15/2019**

Analysis: **8270D LL Full List** Instrument Cal ID: **A9D1505**

4,6-Dinitro-2-methylphenol

Curve Fit: **QUADRATIC: Weighting: (1/a^2), Origin: Ignore**

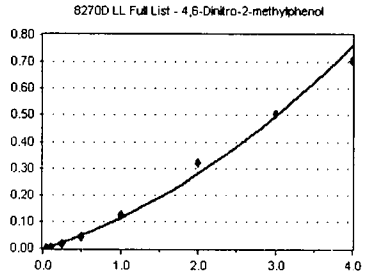

Standard	Concentration	Response	Response Factor	RT
~~9D12042-CAL1~~	~~20~~	~~66~~	~~1.563~~	~~10.46~~
~~9D12042-CAL2~~	~~50~~	~~144~~	~~0.013~~	~~10.46~~
9D12042-CAL3	100	481	2.178	10.46
9D12042-CAL4	200	2085	0.045	10.46
9D12042-CAL5	500	7777	7.164	10.46
9D12042-CAL6	1000	18318	8.958	10.46
9D12042-CAL7	2000	52412	0.124	10.46
9D12042-CAL8	4000	132375	0.159	10.47
9D12042-CAL9	6000	214039	0.169	10.48
9D12042-CALA	8000	299612	0.176	10.49

AVE RF **0.107** RF RSD **54.99** AVE RT **10.47**

N-Nitrosodiphenylamine

Curve Fit: **AVERAGE RF**

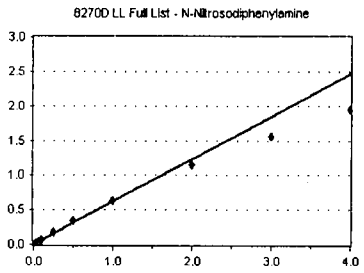

Standard	Concentration	Response	Response Factor	RT
9D12042-CAL1	20	3694	0.531	10.53
9D12042-CAL2	50	11052	0.631	10.53
9D12042-CAL3	100	26271	0.697	10.53
9D12042-CAL4	200	55332	0.695	10.53
9D12042-CAL5	500	133109	0.721	10.53
9D12042-CAL6	1000	233117	0.665	10.53
9D12042-CAL7	2000	470356	0.635	10.53
9D12042-CAL8	4000	873790	0.576	10.54
9D12042-CAL9	6000	1213548	0.521	10.54
9D12042-CALA	8000	1549603	0.486	10.55

AVE RF **0.616** RF RSD **13.41** AVE RT **10.53**

Azobenzene (1,2-DPH)

Curve Fit: **AVERAGE RF**

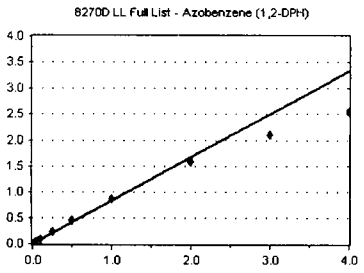

Standard	Concentration	Response	Response Factor	RT
9D12042-CAL1	20	5526	0.794	10.57
9D12042-CAL2	50	14382	0.821	10.57
9D12042-CAL3	100	34700	0.920	10.57
9D12042-CAL4	200	74635	0.938	10.57
9D12042-CAL5	500	177851	0.963	10.57
9D12042-CAL6	1000	317716	0.906	10.57
9D12042-CAL7	2000	640569	0.865	10.57
9D12042-CAL8	4000	1195391	0.788	10.58
9D12042-CAL9	6000	1634030	0.701	10.59
9D12042-CALA	8000	2030780	0.637	10.59

AVE RF **0.833** RF RSD **12.72** AVE RT **10.57**

2,4,6-Tribromophenol (Surr)

Curve Fit: **QUADRATIC: Weighting: (1/a^2), Origin: Ignore**

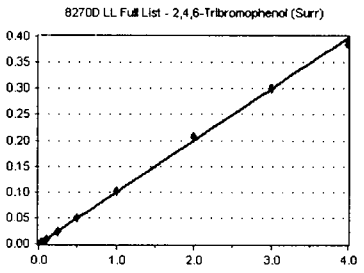

Standard	Concentration	Response	Response Factor	RT
~~9D12042-CAL1~~	~~20~~	~~384~~	~~0.055~~	~~10.67~~
9D12042-CAL2	50	864	4.929	10.67
9D12042-CAL3	100	2582	6.846	10.67
9D12042-CAL4	200	7004	8.799	10.67
9D12042-CAL5	500	17282	9.357	10.67
9D12042-CAL6	1000	34203	9.756	10.67
9D12042-CAL7	2000	75759	0.102	10.67
9D12042-CAL8	4000	157542	0.104	10.67
9D12042-CAL9	6000	233263	0.100	10.68
9D12042-CALA	8000	307443	9.646	10.68

AVE RF **0.089** RF RSD **20.57** AVE RT **10.67**

Element Calibration Review Sheet

Calibration ID: **A9D1505** Instrument: **SV-GCMS10** Calibration Date: **04/15/2019**

Analysis: **8270D LL Full List** Instrument Cal ID: **A9D1505**

4-Bromophenyl phenyl ether

Curve Fit: **AVERAGE RF**

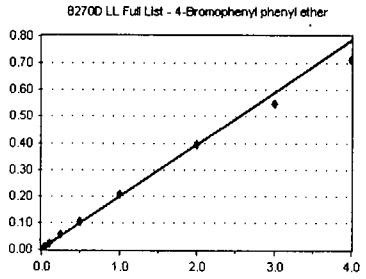

Standard	Concentration	Response	Response Factor	RT
9D12042-CAL1	20	1143	0.164	10.91
9D12042-CAL2	50	3328	0.190	10.91
9D12042-CAL3	100	7754	0.206	10.91
9D12042-CAL4	200	17137	0.215	10.91
9D12042-CAL5	500	40555	0.220	10.91
9D12042-CAL6	1000	73569	0.210	10.91
9D12042-CAL7	2000	152125	0.205	10.91
9D12042-CAL8	4000	299638	0.198	10.92
9D12042-CAL9	6000	426557	0.183	10.92
9D12042-CALA	8000	567177	0.178	10.92

AVE RF **0.197** RF RSD **9.01** AVE RT **10.91**

Hexachlorobenzene

Curve Fit: **AVERAGE RF**

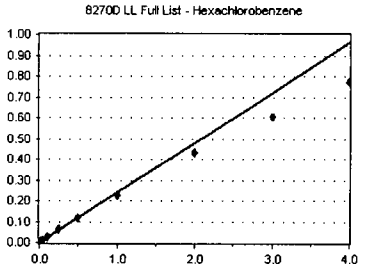

Standard	Concentration	Response	Response Factor	RT
9D12042-CAL1	20	2003	0.288	10.99
9D12042-CAL2	50	4727	0.270	10.99
9D12042-CAL3	100	9841	0.261	10.99
9D12042-CAL4	200	19743	0.248	10.99
9D12042-CAL5	500	46685	0.253	10.99
9D12042-CAL6	1000	85256	0.243	10.99
9D12042-CAL7	2000	169660	0.229	11.00
9D12042-CAL8	4000	325856	0.215	11.00
9D12042-CAL9	6000	468256	0.201	11.00
9D12042-CALA	8000	614308	0.193	11.01

AVE RF **0.240** RF RSD **12.70** AVE RT **10.99**

Pentachlorophenol (PCP)

Curve Fit: **QUADRATIC: Weighting: (1/a^2), Origin: Ignore**

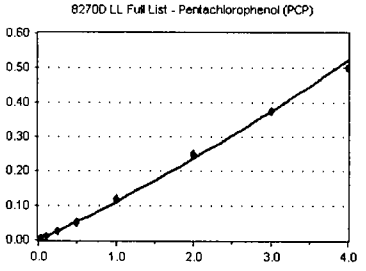

Standard	Concentration	Response	Response Factor	RT
~~9D12042-CAL1~~	~~20~~	~~966~~	~~0.139~~	~~11.18~~
9D12042-CAL2	50	1190	6.789	11.18
9D12042-CAL3	100	2796	7.413	11.18
9D12042-CAL4	200	7672	9.639	11.18
9D12042-CAL5	500	18590	0.101	11.18
9D12042-CAL6	1000	36665	0.105	11.18
9D12042-CAL7	2000	88610	0.120	11.18
9D12042-CAL8	4000	190485	0.126	11.19
9D12042-CAL9	6000	290217	0.125	11.19
9D12042-CALA	8000	397295	0.125	11.19

AVE RF **0.104** RF RSD **20.99** AVE RT **11.19**

Phenanthrene-d10 (ISTD)

Curve Fit: **AVERAGE RF**

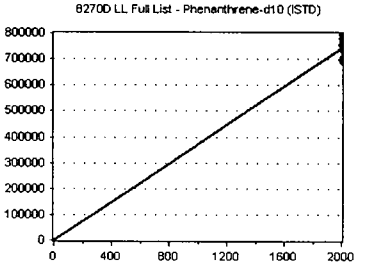

Standard	Concentration	Response	Response Factor	RT
9D12042-CAL1	2000	695574	347.787	11.38
9D12042-CAL2	2000	701109	350.554	11.38
9D12042-CAL3	2000	754332	377.166	11.38
9D12042-CAL4	2000	795971	397.986	11.38
9D12042-CAL5	2000	738796	369.398	11.38
9D12042-CAL6	2000	701196	350.598	11.38
9D12042-CAL7	2000	740336	370.168	11.38
9D12042-CAL8	2000	758182	379.091	11.38
9D12042-CAL9	2000	776478	388.239	11.39
9D12042-CALA	2000	796822	398.411	11.39

AVE RF **372.940** RF RSD **5.07** AVE RT **11.38**

Element Calibration Review Sheet

Calibration ID: **A9D1505** Instrument: **SV-GCMS10** Calibration Date: **04/15/2019**

Analysis: **8270D LL Full List** Instrument Cal ID: **A9D1505**

Phenanthrene

Curve Fit: **AVERAGE RF**

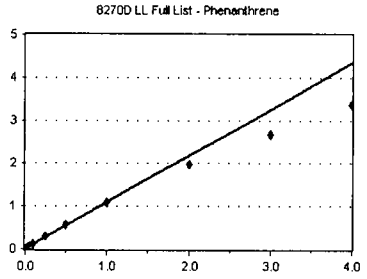

Standard	Concentration	Response	Response Factor	RT
9D12042-CAL1	20	8041	1.156	11.40
9D12042-CAL2	50	20614	1.176	11.40
9D12042-CAL3	100	45844	1.215	11.40
9D12042-CAL4	200	95305	1.197	11.40
9D12042-CAL5	500	217396	1.177	11.40
9D12042-CAL6	1000	396616	1.131	11.40
9D12042-CAL7	2000	798010	1.078	11.41
9D12042-CAL8	4000	1492206	0.984	11.41
9D12042-CAL9	6000	2079626	0.893	11.41
9D12042-CALA	8000	2691755	0.845	11.42

AVE RF **1.085** RF RSD **12.23** AVE RT **11.41**

Anthracene

Curve Fit: **AVERAGE RF**

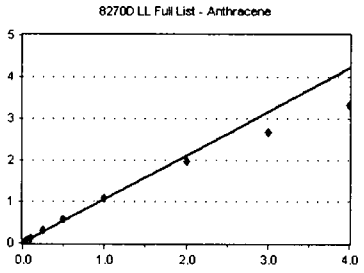

Standard	Concentration	Response	Response Factor	RT
9D12042-CAL1	20	6943	0.998	11.45
9D12042-CAL2	50	18968	1.082	11.45
9D12042-CAL3	100	44636	1.183	11.45
9D12042-CAL4	200	94023	1.181	11.45
9D12042-CAL5	500	221004	1.197	11.46
9D12042-CAL6	1000	394791	1.126	11.46
9D12042-CAL7	2000	805661	1.088	11.46
9D12042-CAL8	4000	1503459	0.991	11.46
9D12042-CAL9	6000	2083055	0.894	11.47
9D12042-CALA	8000	2638439	0.828	11.47

AVE RF **1.057** RF RSD **11.97** AVE RT **11.46**

Di-n-butylphthalate

Curve Fit: **AVERAGE RF**

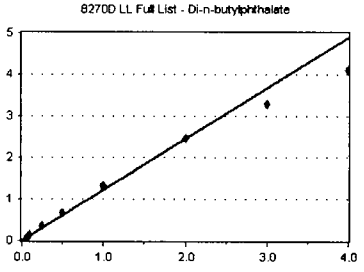

Standard	Concentration	Response	Response Factor	RT
~~9D12042-CAL1~~	~~20~~	~~6378~~	~~0.917~~	~~0.00~~
~~9D12042-CAL2~~	~~50~~	~~17235~~	~~0.983~~	~~11.95~~
9D12042-CAL3	100	42155	1.118	11.95
9D12042-CAL4	200	102422	1.287	11.95
9D12042-CAL5	500	254292	1.377	11.95
9D12042-CAL6	1000	466951	1.332	11.95
9D12042-CAL7	2000	975285	1.317	11.95
9D12042-CAL8	4000	1863184	1.229	11.95
9D12042-CAL9	6000	2563602	1.101	11.95
9D12042-CALA	8000	3263829	1.024	11.96

AVE RF **1.223** RF RSD **10.44** AVE RT **11.95**

Fluoranthene

Curve Fit: **AVERAGE RF**

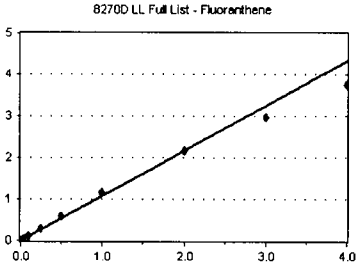

Standard	Concentration	Response	Response Factor	RT
9D12042-CAL1	20	6550	0.942	12.72
9D12042-CAL2	50	16870	0.962	12.72
9D12042-CAL3	100	42585	1.129	12.72
9D12042-CAL4	200	96117	1.208	12.72
9D12042-CAL5	500	228649	1.238	12.72
9D12042-CAL6	1000	412285	1.176	12.72
9D12042-CAL7	2000	857707	1.159	12.72
9D12042-CAL8	4000	1642237	1.083	12.72
9D12042-CAL9	6000	2306517	0.990	12.73
9D12042-CALA	8000	2984085	0.936	12.74

AVE RF **1.082** RF RSD **10.70** AVE RT **12.72**

Element Calibration Review Sheet

Calibration ID: **A9D1505** Instrument: **SV-GCMS10** Calibration Date: **04/15/2019**

Analysis: **8270D LL Full List** Instrument Cal ID: **A9D1505**

Benzidine

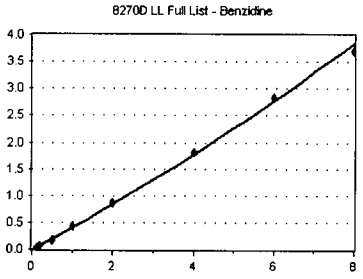

Curve Fit: **QUADRATIC: Weighting: (1/a^2), Origin: Ignore**

Standard	Concentration	Response	Response Factor	RT
~~9D12042-CAL1~~	~~40~~	~~5651~~	~~0.406~~	~~12.87~~
~~9D12042-CAL2~~	~~100~~	~~8239~~	~~0.235~~	~~12.87~~
9D12042-CAL3	200	20642	0.274	12.87
9D12042-CAL4	400	43225	0.272	12.87
9D12042-CAL5	1000	133741	0.362	12.87
9D12042-CAL6	2000	301351	0.430	12.88
9D12042-CAL7	4000	643196	0.434	12.88
9D12042-CAL8	8000	1376314	0.454	12.89
9D12042-CAL9	12000	2206262	0.474	12.90
9D12042-CALA	16000	2941124	0.461	12.90

AVE RF **0.395** RF RSD **20.93** AVE RT **12.88**

Pyrene

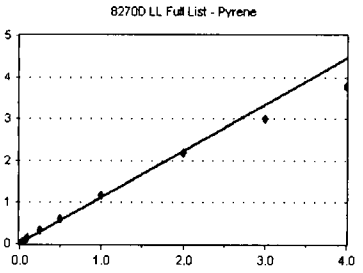

Curve Fit: **AVERAGE RF**

Standard	Concentration	Response	Response Factor	RT
9D12042-CAL1	20	7061	1.015	13.03
9D12042-CAL2	50	18258	1.042	13.03
9D12042-CAL3	100	44554	1.181	13.03
9D12042-CAL4	200	98204	1.234	13.03
9D12042-CAL5	500	236036	1.278	13.03
9D12042-CAL6	1000	420841	1.200	13.03
9D12042-CAL7	2000	864674	1.168	13.03
9D12042-CAL8	4000	1649971	1.088	13.04
9D12042-CAL9	6000	2327794	0.999	13.05
9D12042-CALA	8000	3020323	0.948	13.05

AVE RF **1.115** RF RSD **10.03** AVE RT **13.03**

p-Terphenyl-d14 (Surr)

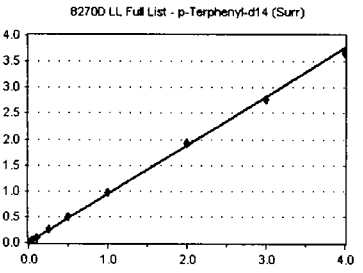

Curve Fit: **AVERAGE RF**

Standard	Concentration	Response	Response Factor	RT
9D12042-CAL1	20	4983	0.817	13.24
9D12042-CAL2	50	13758	0.900	13.24
9D12042-CAL3	100	32507	0.960	13.24
9D12042-CAL4	200	72239	0.969	13.24
9D12042-CAL5	500	169985	1.012	13.24
9D12042-CAL6	1000	302416	0.993	13.24
9D12042-CAL7	2000	637269	0.970	13.25
9D12042-CAL8	4000	1238678	0.963	13.25
9D12042-CAL9	6000	1748485	0.920	13.25
9D12042-CALA	8000	2287744	0.912	13.26

AVE RF **0.941** RF RSD **5.99** AVE RT **13.25**

Butyl benzyl phthalate

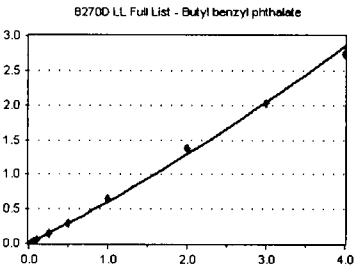

Curve Fit: **QUADRATIC: Weighting: (1/a^2), Origin: Ignore**

Standard	Concentration	Response	Response Factor	RT
~~9D12042-CAL1~~	~~20~~	~~1437~~	~~0.236~~	~~14.11~~
9D12042-CAL2	50	4216	0.276	14.11
9D12042-CAL3	100	12505	0.369	14.11
9D12042-CAL4	200	33181	0.445	14.11
9D12042-CAL5	500	94315	0.562	14.11
9D12042-CAL6	1000	182466	0.599	14.11
9D12042-CAL7	2000	421549	0.642	14.11
9D12042-CAL8	4000	881875	0.685	14.12
9D12042-CAL9	6000	1284862	0.676	14.13
9D12042-CALA	8000	1721965	0.686	14.13

AVE RF **0.549** RF RSD **27.53** AVE RT **14.12**

Element Calibration Review Sheet

Calibration ID: **A9D1505** Instrument: **SV-GCMS10** Calibration Date: **04/15/2019**

Analysis: **8270D LL Full List** Instrument Cal ID: **A9D1505**

Bis(2-Ethylhexyl) adipate

Curve Fit: **AVERAGE RF**

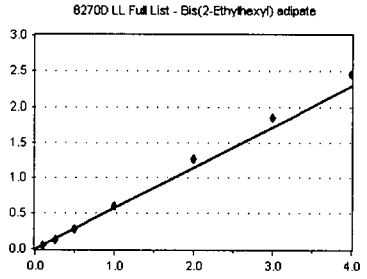

Standard	Concentration	Response	Response Factor	RT
~~9D12042-CAL1~~	~~20~~	~~2012~~	~~0.330~~	~~0.00~~
~~9D12042-CAL2~~	~~50~~	~~4520~~	~~0.296~~	~~0.00~~
~~9D12042-CAL3~~	~~100~~	~~13416~~	~~0.396~~	~~14.29~~
9D12042-CAL4	200	32652	0.438	14.29
9D12042-CAL5	500	89139	0.531	14.29
9D12042-CAL6	1000	172525	0.567	14.29
9D12042-CAL7	2000	390927	0.595	14.30
9D12042-CAL8	4000	814038	0.633	14.30
9D12042-CAL9	6000	1167165	0.614	14.30
9D12042-CALA	8000	1536908	0.613	14.31

AVE RF **0.570** RF RSD **11.84** AVE RT **14.30**

Benz(a)anthracene

Curve Fit: **AVERAGE RF**

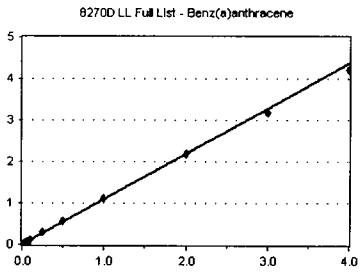

Standard	Concentration	Response	Response Factor	RT
9D12042-CAL1	20	6716	1.101	15.33
9D12042-CAL2	50	15643	1.023	15.33
9D12042-CAL3	100	36438	1.076	15.33
9D12042-CAL4	200	84134	1.128	15.33
9D12042-CAL5	500	193655	1.153	15.33
9D12042-CAL6	1000	339038	1.113	15.33
9D12042-CAL7	2000	723880	1.102	15.33
9D12042-CAL8	4000	1412877	1.098	15.35
9D12042-CAL9	6000	2019475	1.062	15.35
9D12042-CALA	8000	2651985	1.057	15.36

AVE RF **1.091** RF RSD **3.46** AVE RT **15.34**

Chrysene-d12 (ISTD)

Curve Fit: **AVERAGE RF**

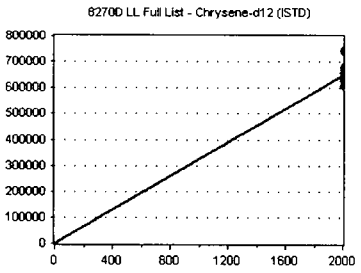

Standard	Concentration	Response	Response Factor	RT
9D12042-CAL1	2000	610059	305.030	15.35
9D12042-CAL2	2000	611518	305.759	15.35
9D12042-CAL3	2000	677420	338.710	15.36
9D12042-CAL4	2000	745877	372.938	15.36
9D12042-CAL5	2000	671794	335.897	15.36
9D12042-CAL6	2000	609064	304.532	15.36
9D12042-CAL7	2000	656807	328.403	15.37
9D12042-CAL8	2000	643412	321.706	15.37
9D12042-CAL9	2000	633760	316.880	15.38
9D12042-CALA	2000	627246	313.623	15.38

AVE RF **324.348** RF RSD **6.50** AVE RT **15.36**

Chrysene

Curve Fit: **AVERAGE RF**

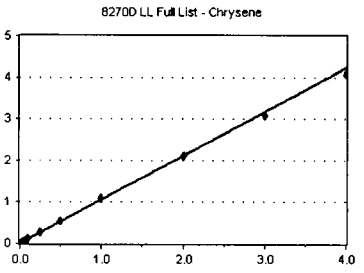

Standard	Concentration	Response	Response Factor	RT
9D12042-CAL1	20	6300	1.033	15.41
9D12042-CAL2	50	15517	1.015	15.41
9D12042-CAL3	100	36836	1.088	15.41
9D12042-CAL4	200	81237	1.089	15.41
9D12042-CAL5	500	184149	1.096	15.41
9D12042-CAL6	1000	330019	1.084	15.41
9D12042-CAL7	2000	705299	1.074	15.43
9D12042-CAL8	4000	1362723	1.059	15.44
9D12042-CAL9	6000	1955932	1.029	15.45
9D12042-CALA	8000	2567396	1.023	15.46

AVE RF **1.059** RF RSD **2.95** AVE RT **15.42**

Element Calibration Review Sheet

Calibration ID: **A9D1505** Instrument: **SV-GCMS10** Calibration Date: **04/15/2019**

Analysis: **8270D LL Full List** Instrument Cal ID: **A9D1505**

Bis(2-ethylhexyl)phthalate

Curve Fit: **AVERAGE RF**

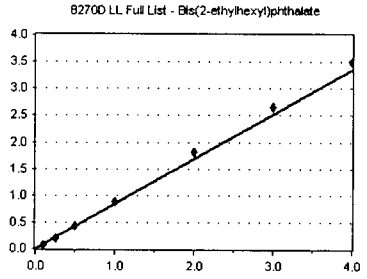

Standard	Concentration	Response	Response Factor	RT
~~9D12042-CAL1~~	~~20~~	~~1961~~	~~0.321~~	~~15.48~~
~~9D12042-CAL2~~	~~50~~	~~5834~~	~~0.382~~	~~15.49~~
~~9D12042-CAL3~~	~~100~~	~~17462~~	~~0.516~~	~~15.49~~
9D12042-CAL4	200	48543	0.651	15.49
9D12042-CAL5	500	135678	0.808	15.49
9D12042-CAL6	1000	262635	0.862	15.49
9D12042-CAL7	2000	581618	0.886	15.49
9D12042-CAL8	4000	1174172	0.912	15.50
9D12042-CAL9	6000	1684021	0.886	15.50
9D12042-CALA	8000	2197866	0.876	15.51

AVE RF **0.840** RF RSD **10.65** AVE RT **15.49**

Di-n-octyl phthalate

Curve Fit: **QUADRATIC: Weighting: (1/a^2), Origin: Ignore**

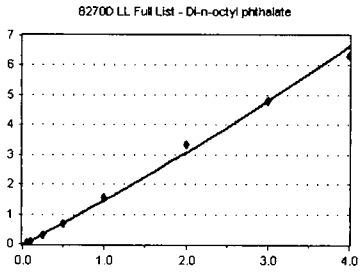

Standard	Concentration	Response	Response Factor	RT
~~9D12042-CAL1~~	~~20~~	~~1918~~	~~0.355~~	~~17.15~~
~~9D12042-CAL2~~	~~50~~	~~5426~~	~~0.399~~	~~17.17~~
9D12042-CAL3	100	17362	0.566	17.16
9D12042-CAL4	200	57618	0.833	17.16
9D12042-CAL5	500	179707	1.176	17.17
9D12042-CAL6	1000	379612	1.379	17.16
9D12042-CAL7	2000	937211	1.539	17.17
9D12042-CAL8	4000	2011354	1.664	17.17
9D12042-CAL9	6000	2987922	1.603	17.18
9D12042-CALA	8000	3987899	1.577	17.19

AVE RF **1.292** RF RSD **31.17** AVE RT **17.17**

Benzo(b)fluoranthene

Curve Fit: **QUADRATIC: Weighting: (1/a^2), Origin: Ignore**

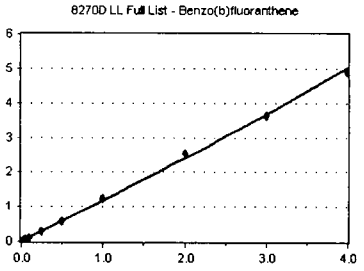

Standard	Concentration	Response	Response Factor	RT
9D12042-CAL1	20	3779	0.699	17.93
9D12042-CAL2	50	11314	0.833	17.94
9D12042-CAL3	100	30164	0.984	17.94
9D12042-CAL4	200	73883	1.068	17.94
9D12042-CAL5	500	182995	1.198	17.95
9D12042-CAL6	1000	328149	1.192	17.95
9D12042-CAL7	2000	743627	1.221	17.96
9D12042-CAL8	4000	1520664	1.258	17.97
9D12042-CAL9	6000	2251243	1.208	17.99
9D12042-CALA	8000	3082964	1.219	18.00

AVE RF **1.088** RF RSD **17.56** AVE RT **17.96**

Benzo(b+k)fluoranthene(s)

Curve Fit: **QUADRATIC: Weighting: (1/a^2), Origin: Ignore**

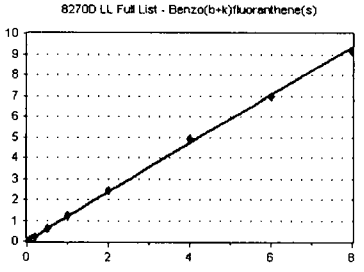

Standard	Concentration	Response	Response Factor	RT
9D12042-CAL1	40	8014	0.741	17.93
9D12042-CAL2	100	23691	0.872	18.01
9D12042-CAL3	200	63641	1.038	18.01
9D12042-CAL4	400	154717	1.118	18.01
9D12042-CAL5	1000	376051	1.230	18.01
9D12042-CAL6	2000	674655	1.225	18.02
9D12042-CAL7	4000	1488733	1.222	18.03
9D12042-CAL8	8000	2970412	1.229	18.05
9D12042-CAL9	12000	4333245	1.162	18.06
9D12042-CALA	16000	5776538	1.142	18.07

AVE RF **1.098** RF RSD **15.32** AVE RT **18.02**

Element Calibration Review Sheet

Calibration ID: **A9D1505** Instrument: **SV-GCMS10** Calibration Date: **04/15/2019**

Analysis: **8270D LL Full List** Instrument Cal ID: **A9D1505**

Benzo(k)fluoranthene

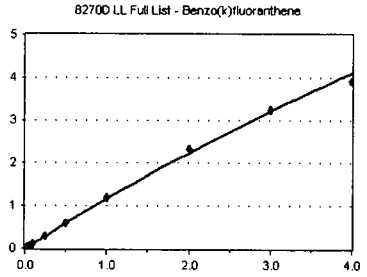

Curve Fit: **QUADRATIC: Weighting: (1/a^2), Origin: Ignore**

Standard	Concentration	Response	Response Factor	RT
9D12042-CAL1	20	3388	0.627	18.01
9D12042-CAL2	50	11590	0.853	18.01
9D12042-CAL3	100	31556	1.029	18.01
9D12042-CAL4	200	77404	1.119	18.01
9D12042-CAL5	500	185113	1.211	18.01
9D12042-CAL6	1000	333411	1.211	18.02
9D12042-CAL7	2000	719520	1.182	18.03
9D12042-CAL8	4000	1404715	1.162	18.05
9D12042-CAL9	6000	2012368	1.079	18.06
9D12042-CALA	8000	2486052	0.983	18.07

AVE RF **1.046** RF RSD **17.75** AVE RT **18.03**

Benzo(e)pyrene

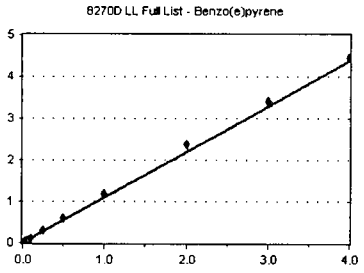

Curve Fit: **AVERAGE RF**

Standard	Concentration	Response	Response Factor	RT
9D12042-CAL1	20	4564	0.844	18.60
9D12042-CAL2	50	12166	0.896	18.60
9D12042-CAL3	100	32260	1.052	18.60
9D12042-CAL4	200	76788	1.110	18.60
9D12042-CAL5	500	185968	1.217	18.61
9D12042-CAL6	1000	331204	1.203	18.61
9D12042-CAL7	2000	729599	1.198	18.62
9D12042-CAL8	4000	1443185	1.194	18.63
9D12042-CAL9	6000	2113962	1.134	18.65
9D12042-CALA	8000	2828166	1.118	18.66

AVE RF **1.097** RF RSD **11.91** AVE RT **18.62**

Benzo(a)pyrene

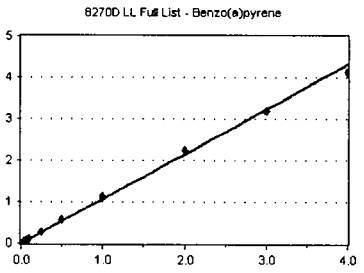

Curve Fit: **QUADRATIC: Weighting: (1/a^2), Origin: Ignore**

Standard	Concentration	Response	Response Factor	RT
9D12042-CAL1	20	3153	0.583	18.73
9D12042-CAL2	50	9489	0.699	18.73
9D12042-CAL3	100	26020	0.849	18.72
9D12042-CAL4	200	69007	0.998	18.72
9D12042-CAL5	500	167492	1.096	18.73
9D12042-CAL6	1000	305060	1.108	18.73
9D12042-CAL7	2000	692390	1.137	18.74
9D12042-CAL8	4000	1361909	1.127	18.76
9D12042-CAL9	6000	1987626	1.066	18.77
9D12042-CALA	8000	2622343	1.037	18.78

AVE RF **0.970** RF RSD **20.03** AVE RT **18.74**

Perylene-d12 (ISTD)

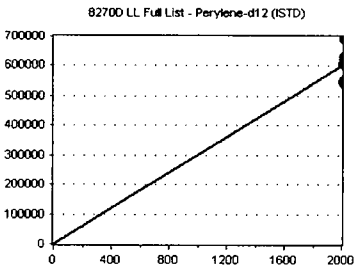

Curve Fit: **AVERAGE RF**

Standard	Concentration	Response	Response Factor	RT
9D12042-CAL1	2000	540507	270.253	18.87
9D12042-CAL2	2000	543287	271.643	18.87
9D12042-CAL3	2000	613080	306.540	18.87
9D12042-CAL4	2000	691727	345.863	18.88
9D12042-CAL5	2000	611227	305.613	18.88
9D12042-CAL6	2000	550560	275.280	18.88
9D12042-CAL7	2000	608933	304.467	18.88
9D12042-CAL8	2000	604409	302.205	18.89
9D12042-CAL9	2000	621448	310.724	18.89
9D12042-CALA	2000	632280	316.140	18.90

AVE RF **300.873** RF RSD **7.73** AVE RT **18.88**

Element Calibration Review Sheet

Calibration ID: **A9D1505** Instrument: **SV-GCMS10** Calibration Date: **04/15/2019**

Analysis: **8270D LL Full List** Instrument Cal ID: **A9D1505**

Perylene

Curve Fit: **AVERAGE RF**

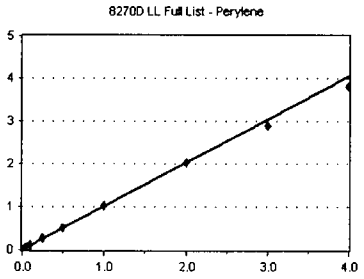

Standard	Concentration	Response	Response Factor	RT
9D12042-CAL1	20	5247	0.971	18.92
9D12042-CAL2	50	12964	0.954	18.92
9D12042-CAL3	100	31514	1.028	18.92
9D12042-CAL4	200	76410	1.105	18.92
9D12042-CAL5	500	164210	1.075	18.93
9D12042-CAL6	1000	289485	1.052	18.93
9D12042-CAL7	2000	626831	1.029	18.94
9D12042-CAL8	4000	1230925	1.018	18.96
9D12042-CAL9	6000	1800658	0.966	18.97
9D12042-CALA	8000	2414315	0.955	18.99

AVE RF **1.015** RF RSD **5.19** AVE RT **18.94**

Dibenz(a,h)anthracene-d14 (ISTD)

Curve Fit: **AVERAGE RF**



Standard	Concentration	Response	Response Factor	RT
9D12042-CAL1	2000	486802	243.401	21.26
9D12042-CAL2	2000	498877	249.438	21.26
9D12042-CAL3	2000	548377	274.188	21.26
9D12042-CAL4	2000	629435	314.718	21.27
9D12042-CAL5	2000	566816	283.408	21.27
9D12042-CAL6	2000	510954	255.477	21.27
9D12042-CAL7	2000	581304	290.652	21.27
9D12042-CAL8	2000	596931	298.465	21.29
9D12042-CAL9	2000	616591	308.295	21.30
9D12042-CALA	2000	623208	311.604	21.31

AVE RF **282.965** RF RSD **9.34** AVE RT **21.27**

Indeno(1,2,3-cd)pyrene

Curve Fit: **AVERAGE RF**

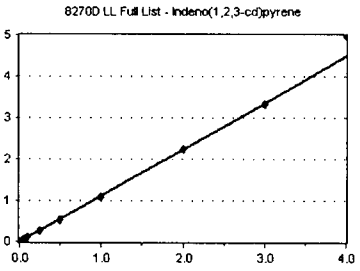

Standard	Concentration	Response	Response Factor	RT
9D12042-CAL1	20	5842	1.200	21.26
9D12042-CAL2	50	13136	1.053	21.26
9D12042-CAL3	100	29860	1.089	21.26
9D12042-CAL4	200	68379	1.086	21.26
9D12042-CAL5	500	156537	1.105	21.26
9D12042-CAL6	1000	278226	1.089	21.27
9D12042-CAL7	2000	633467	1.090	21.28
9D12042-CAL8	4000	1337697	1.120	21.30
9D12042-CAL9	6000	2048112	1.107	21.31
9D12042-CALA	8000	3112495	1.249	21.33

AVE RF **1.119** RF RSD **5.31** AVE RT **21.28**

Dibenz(a,h)anthracene

Curve Fit: **AVERAGE RF**

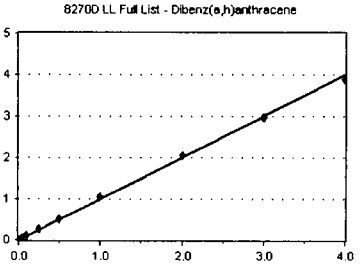

Standard	Concentration	Response	Response Factor	RT
9D12042-CAL1	20	4686	0.963	21.32
9D12042-CAL2	50	11403	0.914	21.33
9D12042-CAL3	100	27470	1.002	21.33
9D12042-CAL4	200	62866	0.999	21.33
9D12042-CAL5	500	147780	1.043	21.32
9D12042-CAL6	1000	262242	1.026	21.33
9D12042-CAL7	2000	618025	1.063	21.34
9D12042-CAL8	4000	1232473	1.032	21.36
9D12042-CAL9	6000	1836914	0.993	21.37
9D12042-CALA	8000	2425385	0.973	21.38

AVE RF **1.001** RF RSD **4.36** AVE RT **21.34**

Element Calibration Review Sheet

Calibration ID: **A9D1505** Instrument: **SV-GCMS10** Calibration Date: **04/15/2019**

Analysis: **8270D LL Full List** Instrument Cal ID: **A9D1505**

Benzo(g,h,i)perylene

Curve Fit: **AVERAGE RF**

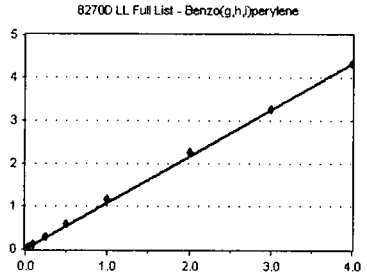

Standard	Concentration	Response	Response Factor	RT
9D12042-CAL1	20	4399	0.904	21.81
9D12042-CAL2	50	12250	0.982	21.80
9D12042-CAL3	100	27580	1.006	21.80
9D12042-CAL4	200	68971	1.096	21.80
9D12042-CAL5	500	166477	1.175	21.81
9D12042-CAL6	1000	301297	1.179	21.81
9D12042-CAL7	2000	672680	1.157	21.82
9D12042-CAL8	4000	1357790	1.137	21.84
9D12042-CAL9	6000	2023853	1.094	21.87
9D12042-CALA	8000	2701841	1.084	21.88

AVE RF **1.081** RF RSD **8.42** AVE RT **21.82**

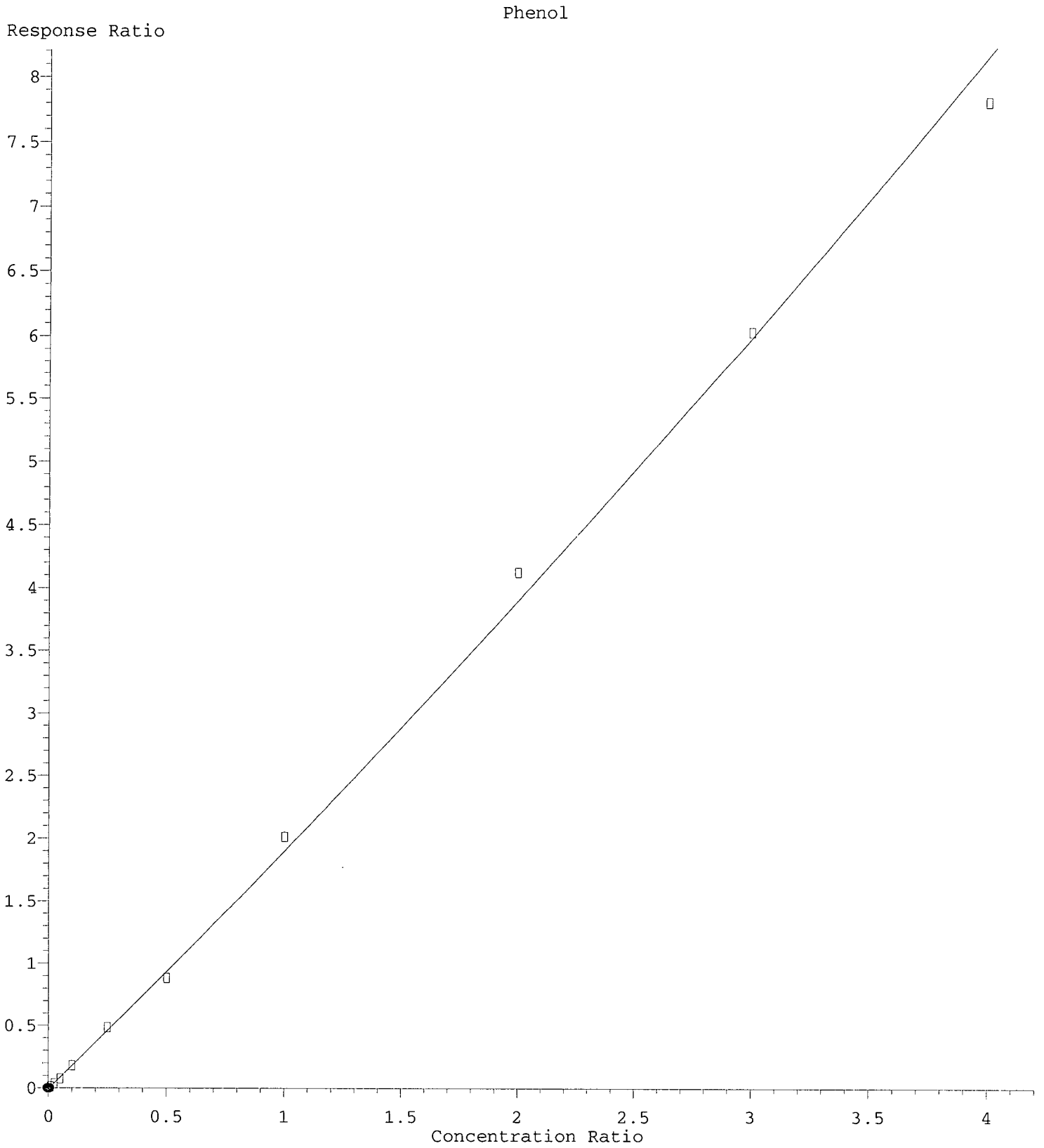

R = 4.53e-002 A*A + 1.86e+000 A - 8.91e-003
Coef of Det (r^2) = 0.997 Curve Fit: Quadratic w(1/a^2)
Method Name: C:\msdchem\1\methods\8v10_041219.M
Calibration Table Last Updated: Mon Apr 15 09:41:18 2019

Quantitation Report (Qedit)

Data Path : C:\msdchem\1\data\2019-04\9D12042\REQUANT\
Data File : J04121915.D
Acq On : 12 Apr 2019 6:51 pm
Operator : JK/ AMS/ DTH
Sample : 9D12042-CAL1
Misc : 1x, A19D053 BNA@20
ALS Vial : 3 Sample Multiplier: 1
DataAcq Meth:SV10_AQUISITION.M

Quant Time: Apr 15 11:33:28 2019
Quant Method : C:\msdchem\1\methods\SV10_041219.M
Quant Title : EPA 8270D: Semivolatile Organics
QLast Update : Mon Apr 15 09:10:15 2019
Response via : Initial Calibration
InstName : SV-GCMS10

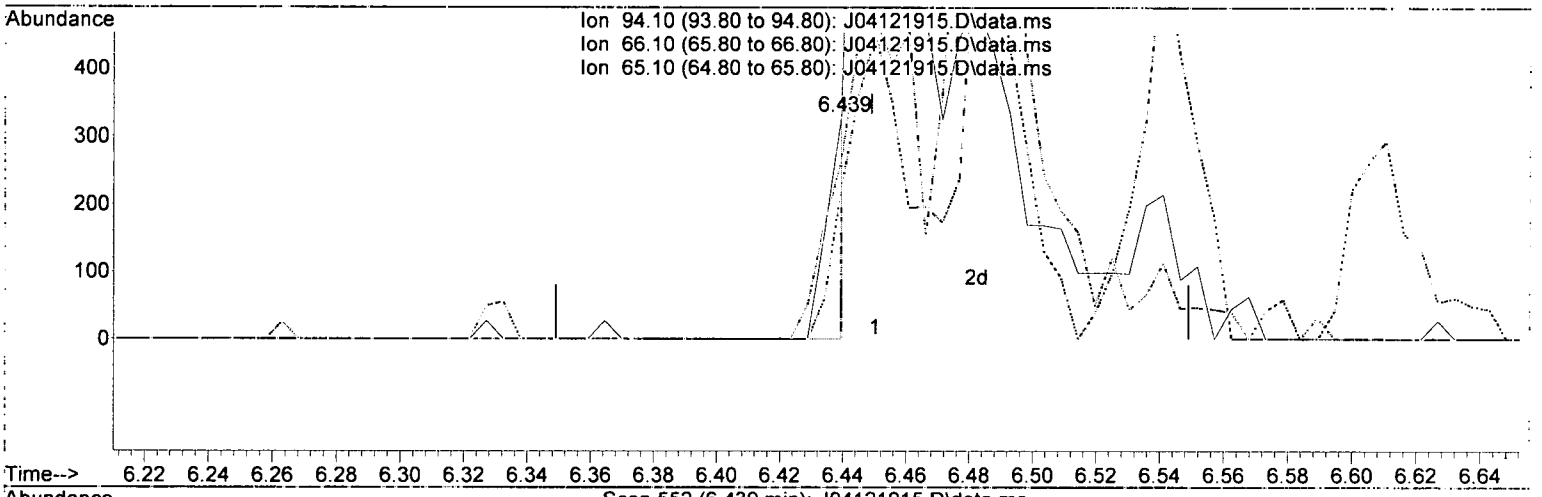

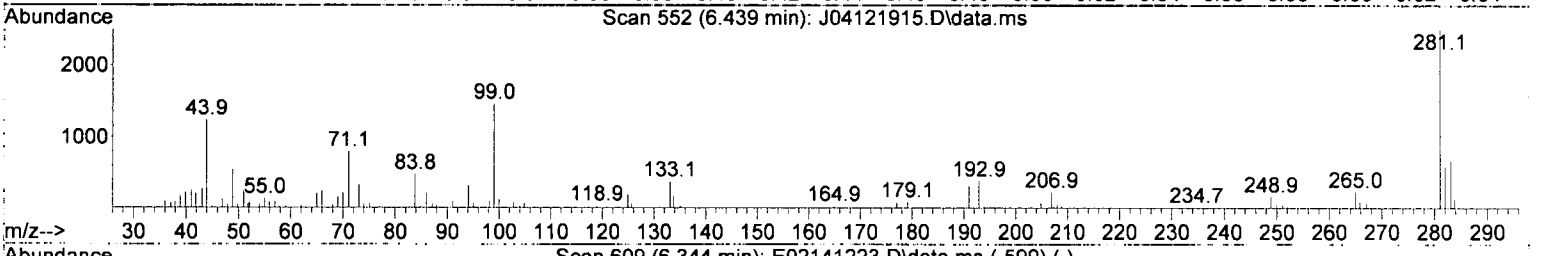

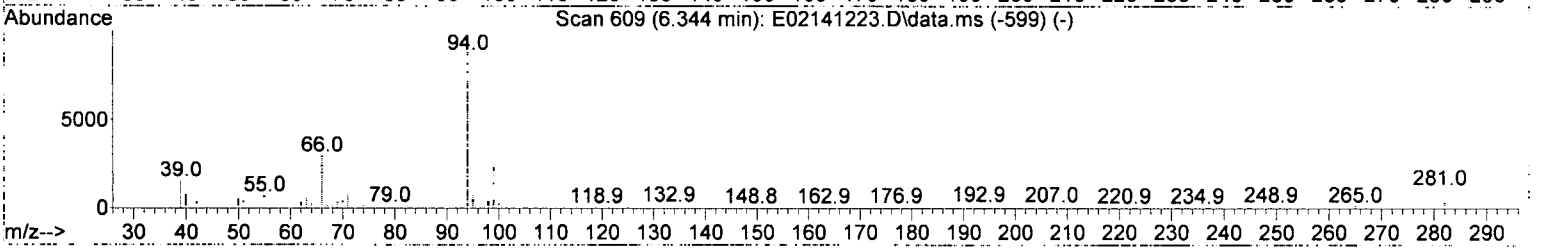

TIC: J04121915.D\data.ms

(6) Phenol (T)

6.439min (-0.010) 10.39 ng/ml m

response 156

Ion	Exp%	Act%
94.10	100.00	100.00
66.10	34.30	80.24#
65.10	26.20	68.09#
0.00	0.00	0.00

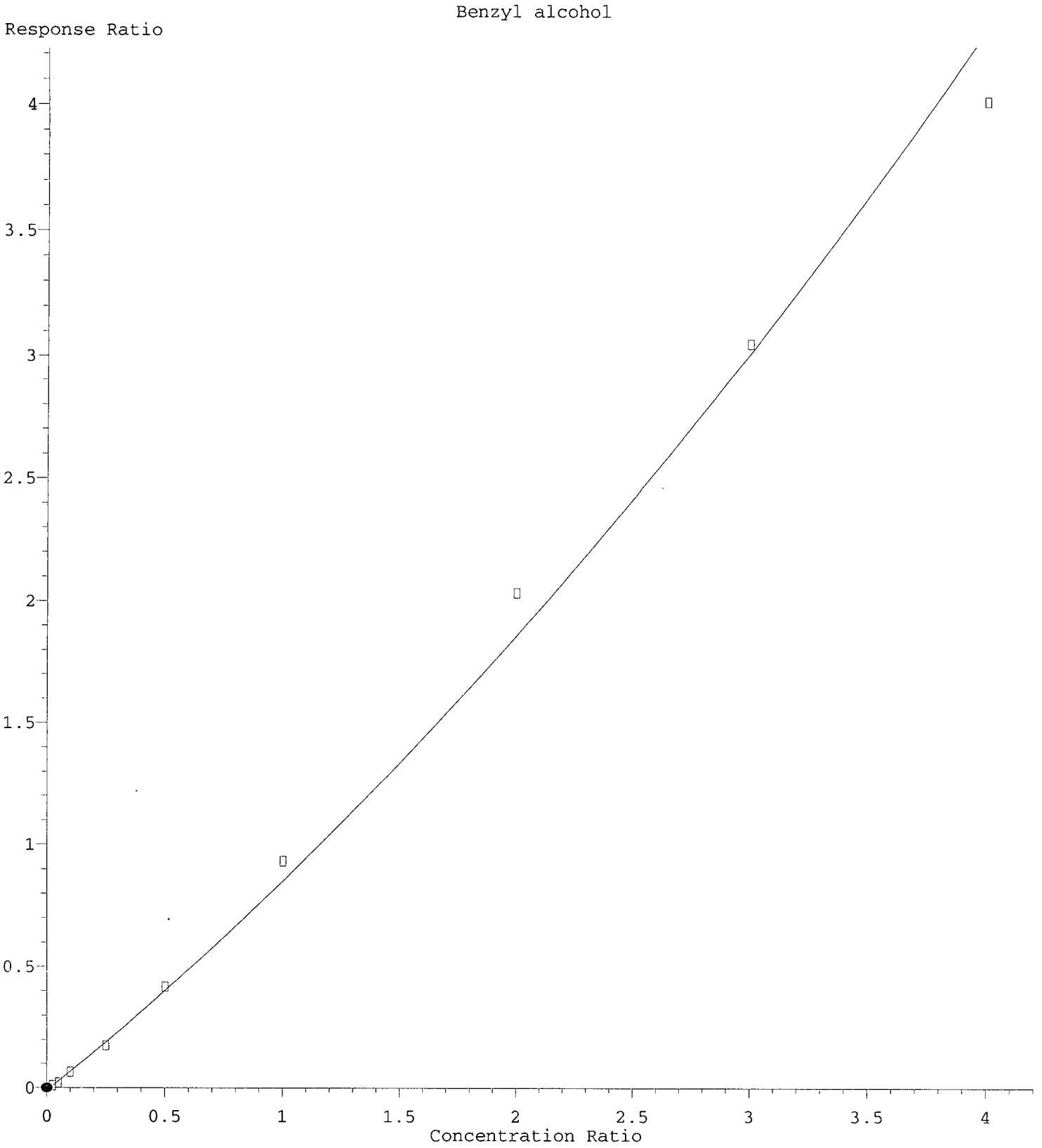

R = 7.20e-002 A*A + 7.92e-001 A - 1.27e-002
Coef of Det (r^2) = 0.991 Curve Fit: Quadratic w(1/a^2)
Method Name: C:\msdchem\1\methods\SV10_041219.M
Calibration Table Last Updated: Mon Apr 15 09:41:18 2019

Quantitation Report (Qedit)

Data Path : C:\msdchem\1\data\2019-04\9D12042\REQUANT\
Data File : J04121915.D
Acq On : 12 Apr 2019 6:51 pm
Operator : JK/ AMS/ DTH
Sample : 9D12042-CAL1
Misc : 1x, A19D053 BNA@20
ALS Vial : 3 Sample Multiplier: 1
DataAcq Meth:SV10_AQUISITION.M

Quant Time: Apr 15 11:33:28 2019
Quant Method : C:\msdchem\1\methods\SV10_041219.M
Quant Title : EPA 8270D: Semivolatile Organics
QLast Update : Mon Apr 15 09:10:15 2019
Response via : Initial Calibration
InstName : SV-GCMS10

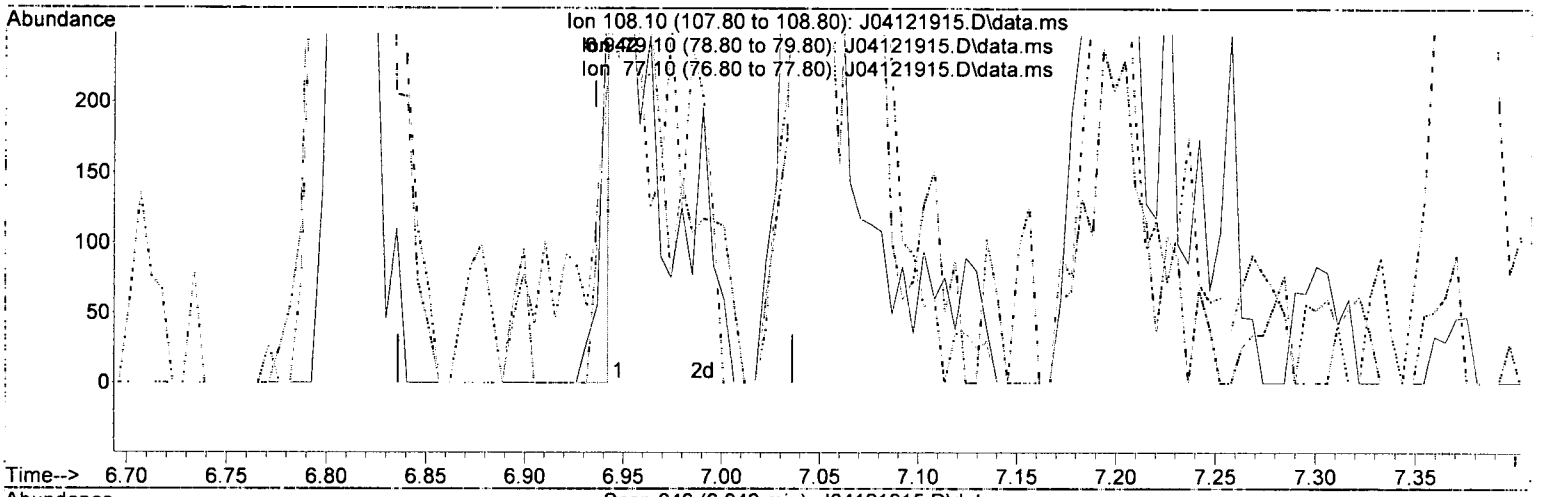

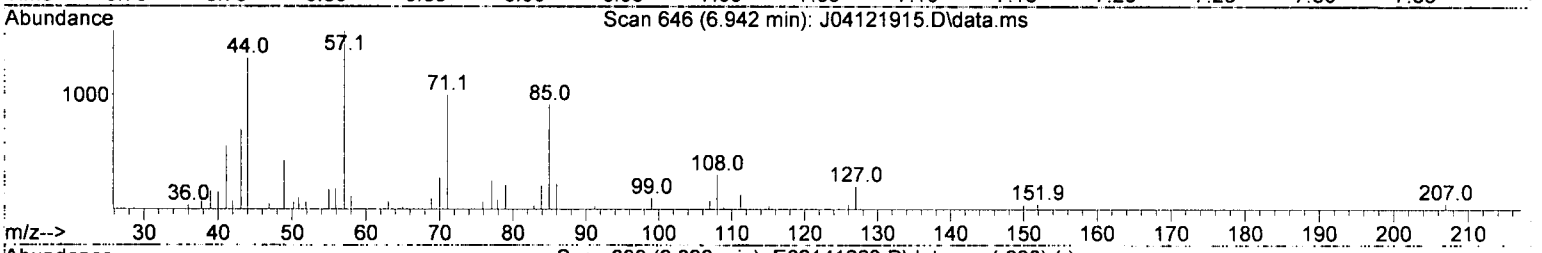

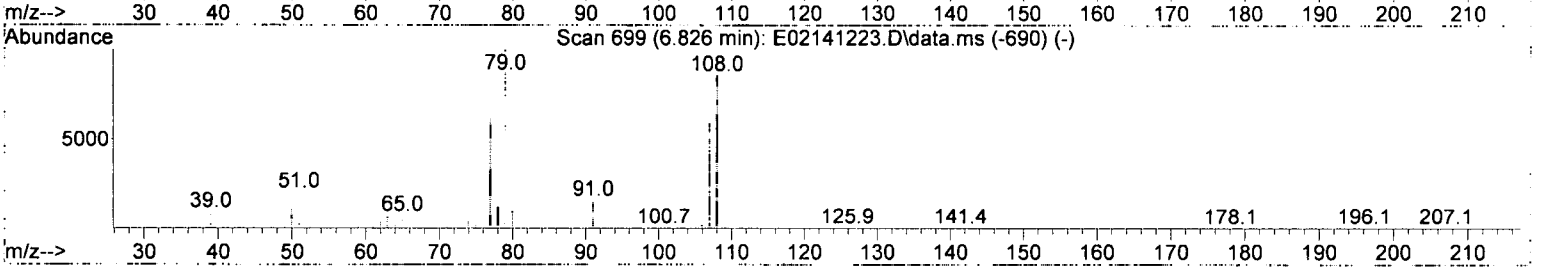

TIC: J04121915.D\data.ms

(12) Benzyl alcohol (T)

6.942min (+ 0.006) 33.75 ng/ml m

response 130

Ion	Exp%	Act%
108.10	100.00	100.00
79.10	130.20	71.96#
77.10	80.10	82.55
0.00	0.00	0.00

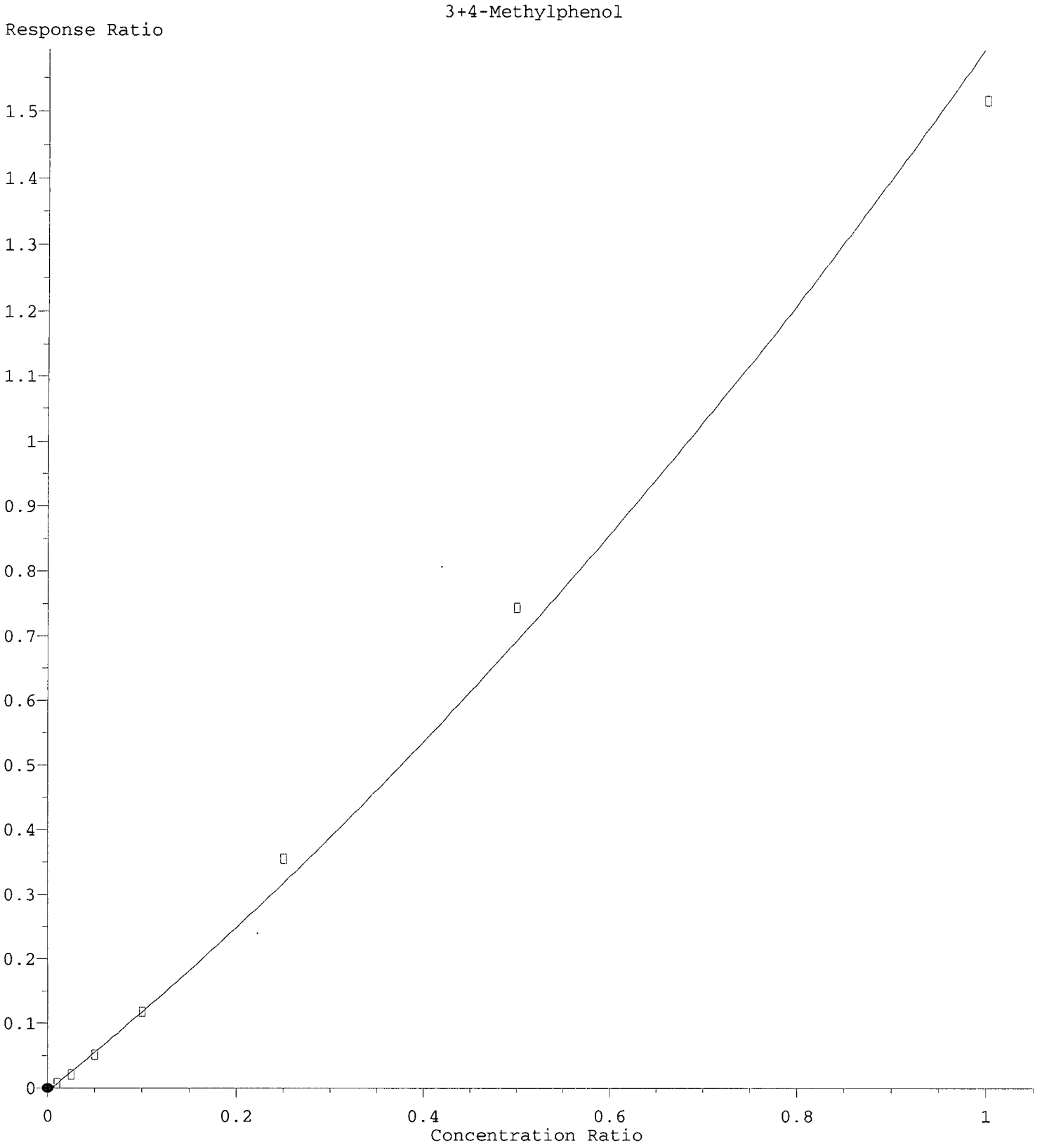

R = 4.16e-001 A*A + 1.19e+000 A - 5.31e-003
Coef of Det (r^2) = 0.990 Curve Fit: Quadratic w(1/a^2)
Method Name: C:\msdchem\1\methods\SV10_041219.M
Calibration Table Last Updated: Mon Apr 15 09:41:18 2019

Quantitation Report (Qedit)

Data Path : C:\msdchem\1\data\2019-04\9D12042\REQUANT\
Data File : J04121915.D
Acq On : 12 Apr 2019 6:51 pm
Operator : JK/ AMS/ DTH
Sample : 9D12042-CAL1
Misc : 1x, A19D053 BNA@20
ALS Vial : 3 Sample Multiplier: 1
DataAcq Meth:SV10_AQUISITION.M

Quant Time: Apr 15 11:33:28 2019
Quant Method : C:\msdchem\1\methods\SV10_041219.M
Quant Title : EPA 8270D: Semivolatile Organics
QLast Update : Mon Apr 15 09:10:15 2019
Response via : Initial Calibration
InstName : SV-GCMS10

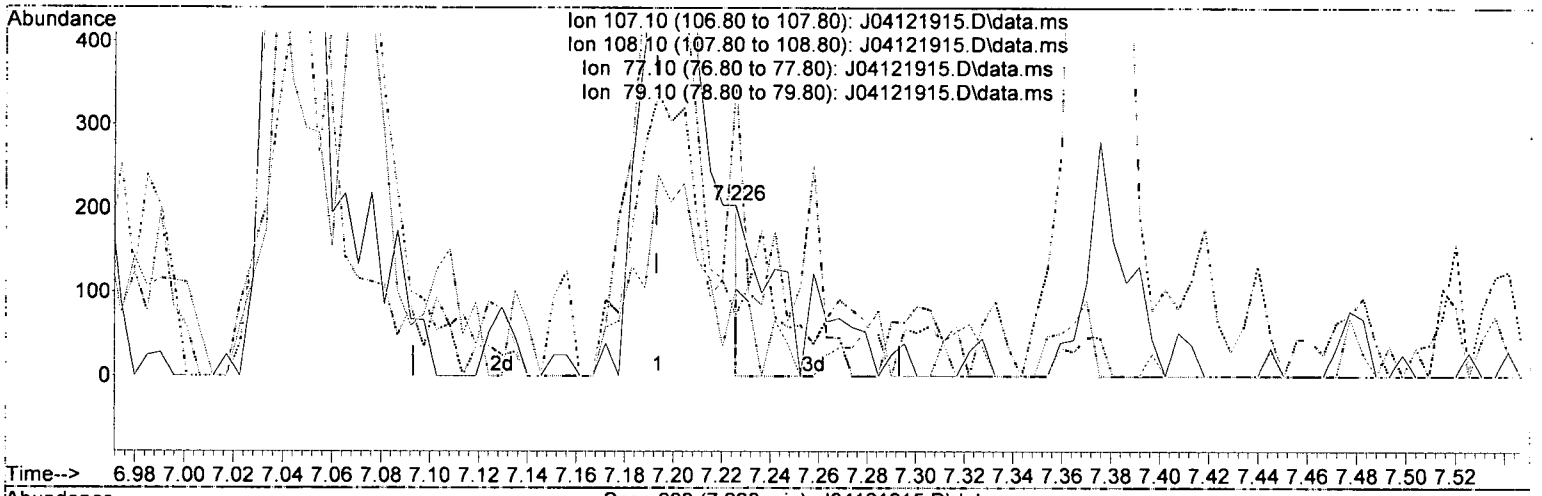

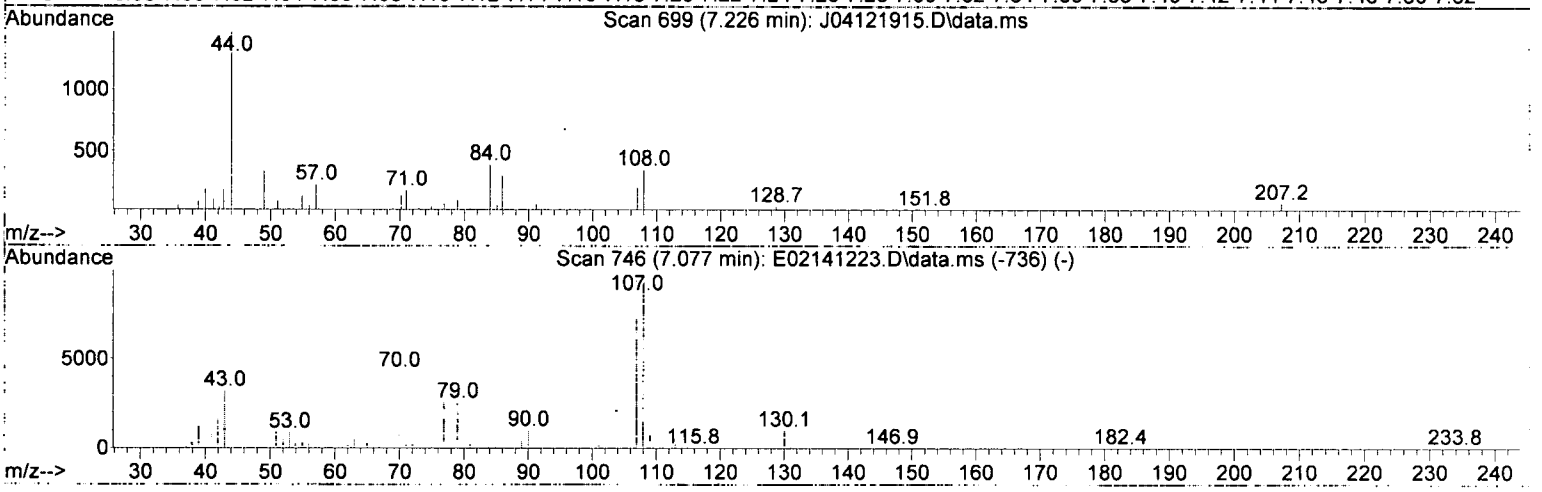

TIC: J04121915.D\data.ms

(17) 3+4-Methylphenol (T)

7.226min (+ 0.033) 10.21 ng/ml m

response 160

Ion	Exp%	Act%
107.10	100.00	100.00
108.10	91.10	171.08#
77.10	32.60	35.29
79.10	27.90	50.98

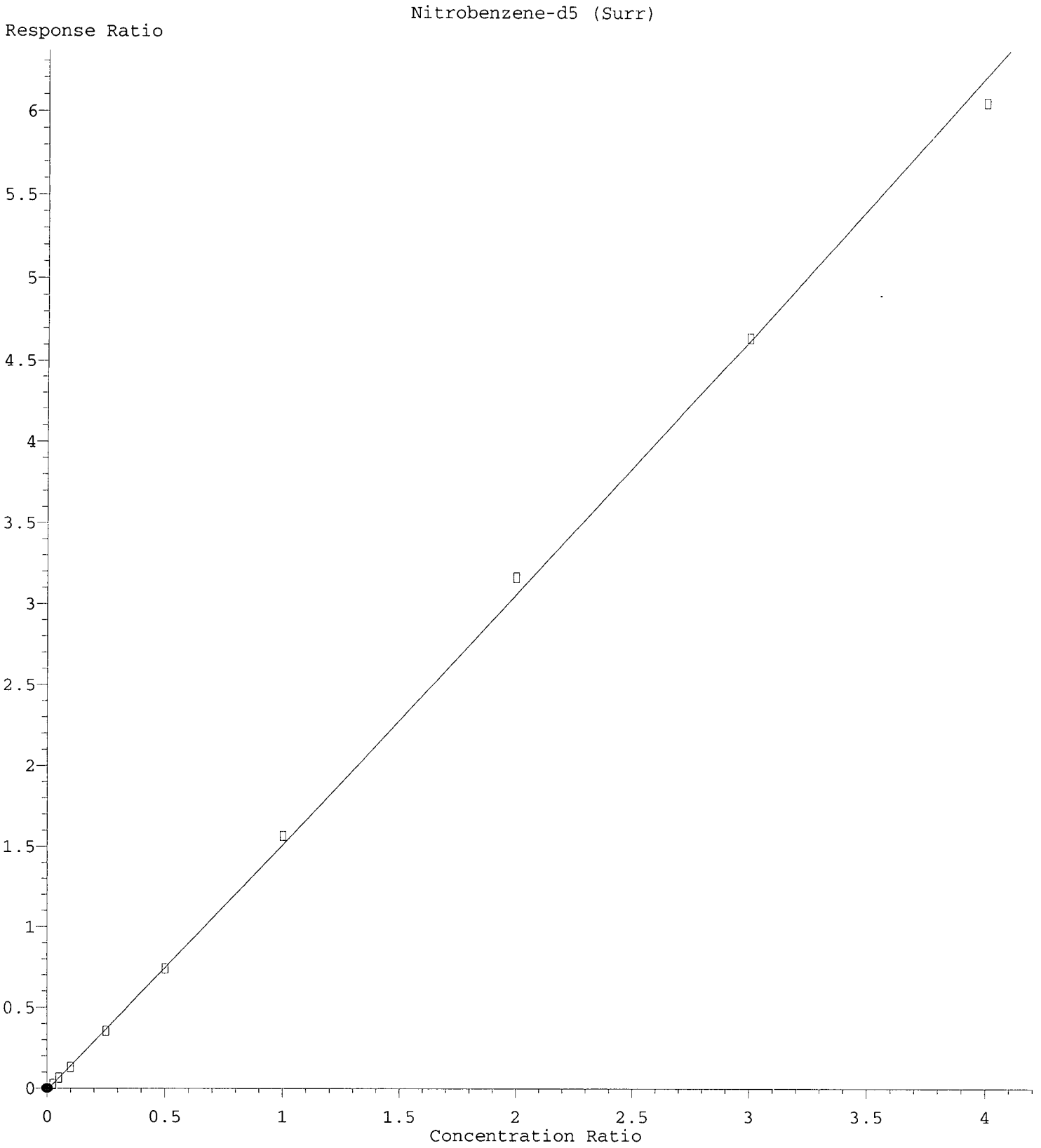

R = 1.06e-002 A*A + 1.52e+000 A - 1.41e-002
Coef of Det (r^2) = 0.999 Curve Fit: Quadratic w(1/a^2)
Method Name: C:\msdchem\1\methods\SV10_041219.M
Calibration Table Last Updated: Mon Apr 15 09:41:18 2019

Quantitation Report (Qedit)

Data Path : C:\msdchem\1\data\2019-04\9D12042\REQUANT\
Data File : J04121915.D
Acq On : 12 Apr 2019 6:51 pm
Operator : JK/ AMS/ DTH
Sample : 9D12042-CAL1
Misc : 1x, A19D053 BNA@20
ALS Vial : 3 Sample Multiplier: 1
DataAcq Meth:SV10_AQUISITION.M

Quant Time: Apr 15 11:33:28 2019
Quant Method : C:\msdchem\1\methods\SV10_041219.M
Quant Title : EPA 8270D: Semivolatile Organics
QLast Update : Mon Apr 15 09:10:15 2019
Response via : Initial Calibration
InstName : SV-GCMS10

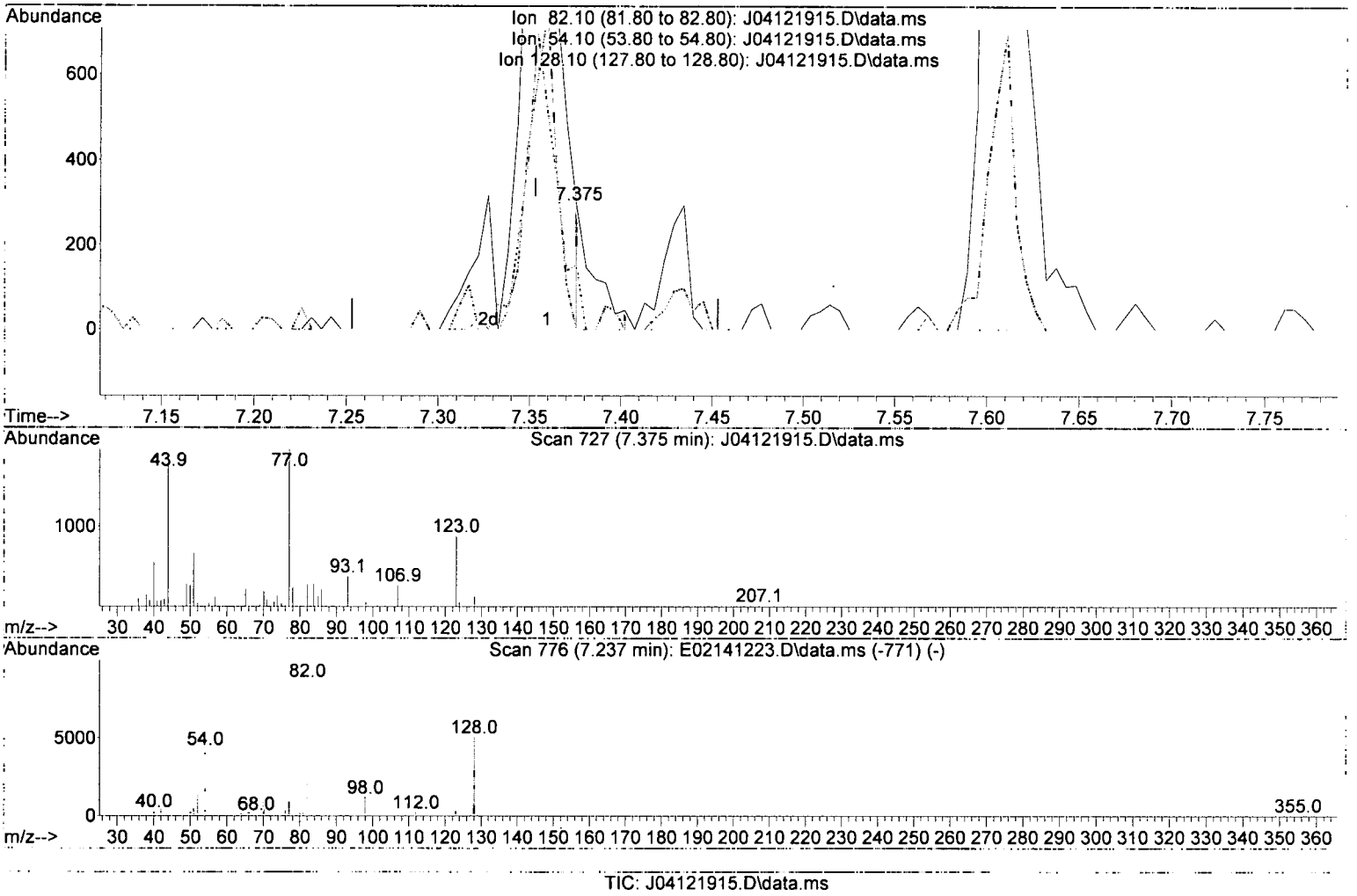

(19) Nitrobenzene-d5 (Surr) (S)

7.375min (+ 0.022) 19.52 ng/ml m

response 147

Ion	Exp%	Act%
82.10	100.00	100.00
54.10	47.50	0.00#
128.10	44.10	51.53
0.00	0.00	0.00

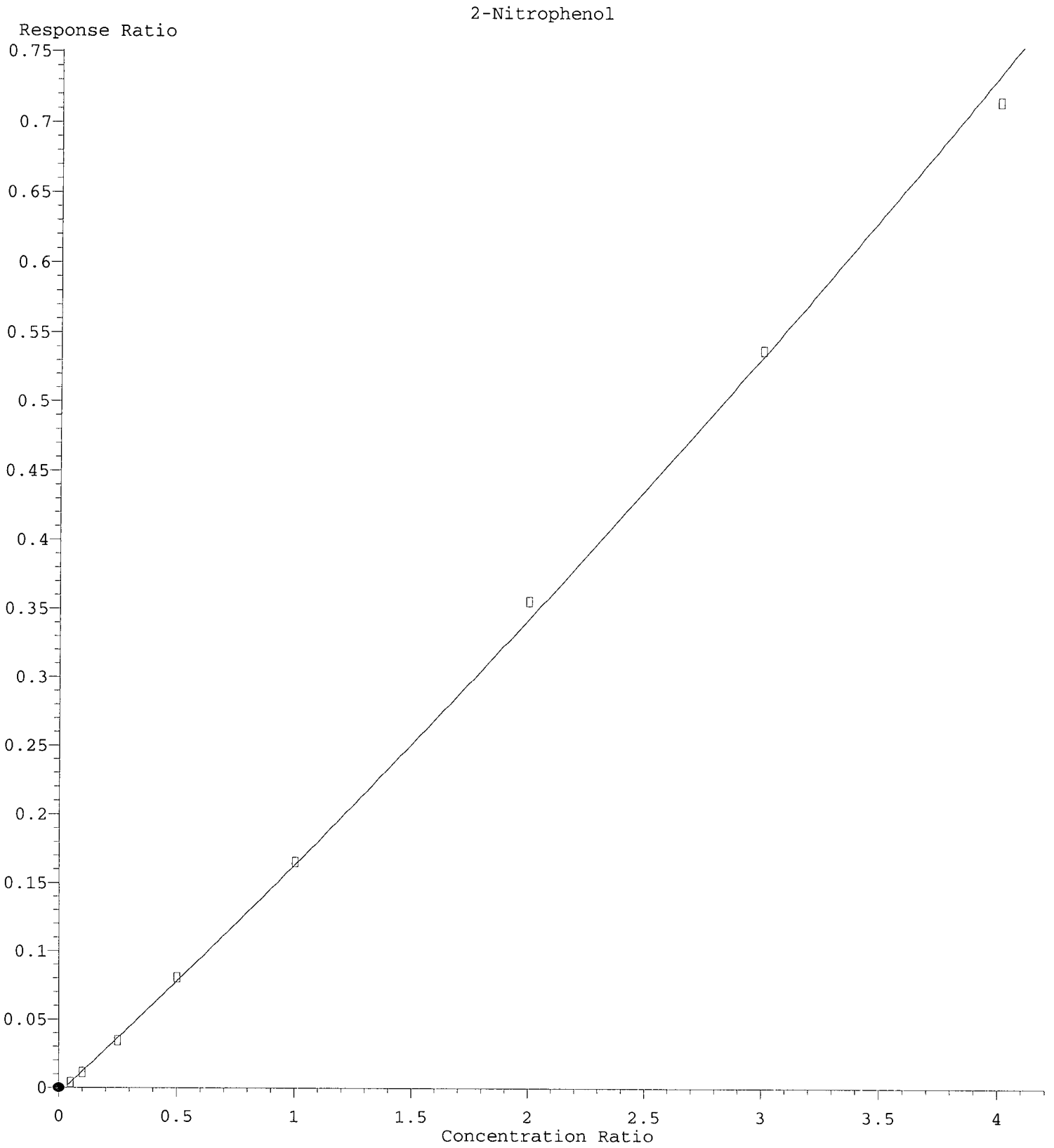

R = 5.66e-003 A*A + 1.62e-001 A - 4.58e-003
Coef of Det (r^2) = 0.999 Curve Fit: Quadratic w(1/a^2)
Method Name: C:\msdchem\1\methods\SV10_041219.M
Calibration Table Last Updated: Mon Apr 15 09:41:18 2019

Quantitation Report (Qedit)

Data Path : C:\msdchem\1\data\2019-04\9D12042\REQUANT\
Data File : J04121915.D
Acq On : 12 Apr 2019 6:51 pm
Operator : JK/ AMS/ DTH
Sample : 9D12042-CAL1
Misc : 1x, A19D053 BNA@20
ALS Vial : 3 Sample Multiplier: 1
DataAcq Meth:SV10_AQUISITION.M

Quant Time: Apr 15 11:33:28 2019
Quant Method : C:\msdchem\1\methods\SV10_041219.M
Quant Title : EPA 8270D: Semivolatile Organics
QLast Update : Mon Apr 15 09:10:15 2019
Response via : Initial Calibration
InstName : SV-GCMS10

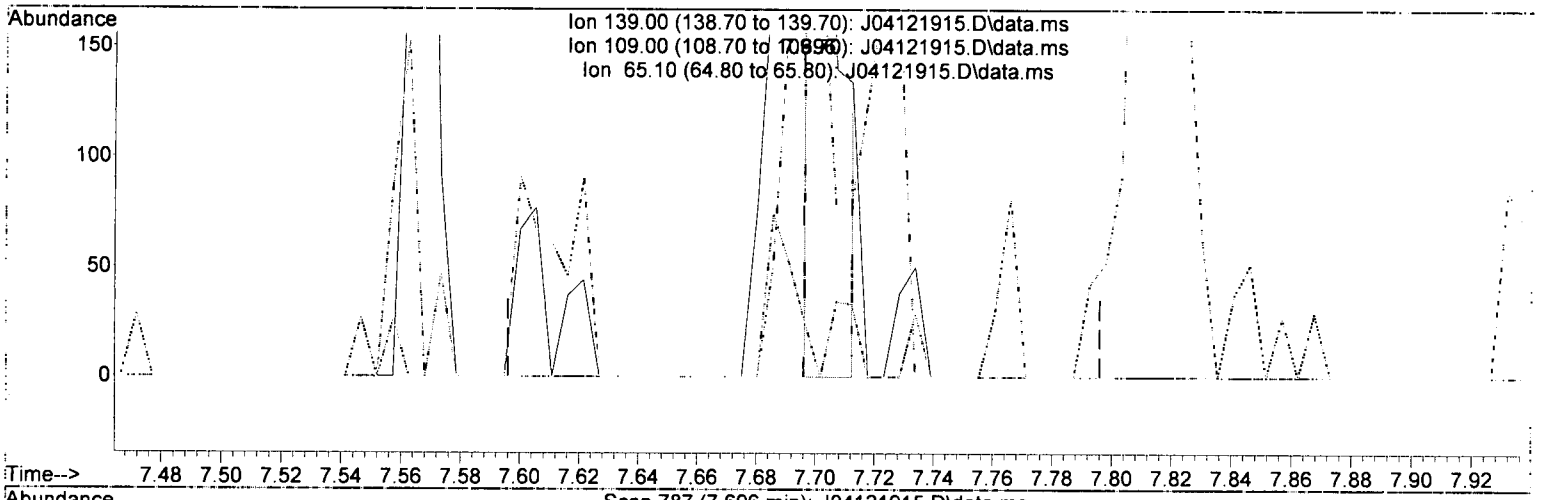





TIC: J04121915.D\data.ms

(23) 2-Nitrophenol (T)

7.696min (+ 0.000) 59.22 ng/ml m

response 194

Ion	Exp%	Act%
139.00	100.00	100.00
109.00	21.70	7.20
65.10	46.00	73.78
0.00	0.00	0.00

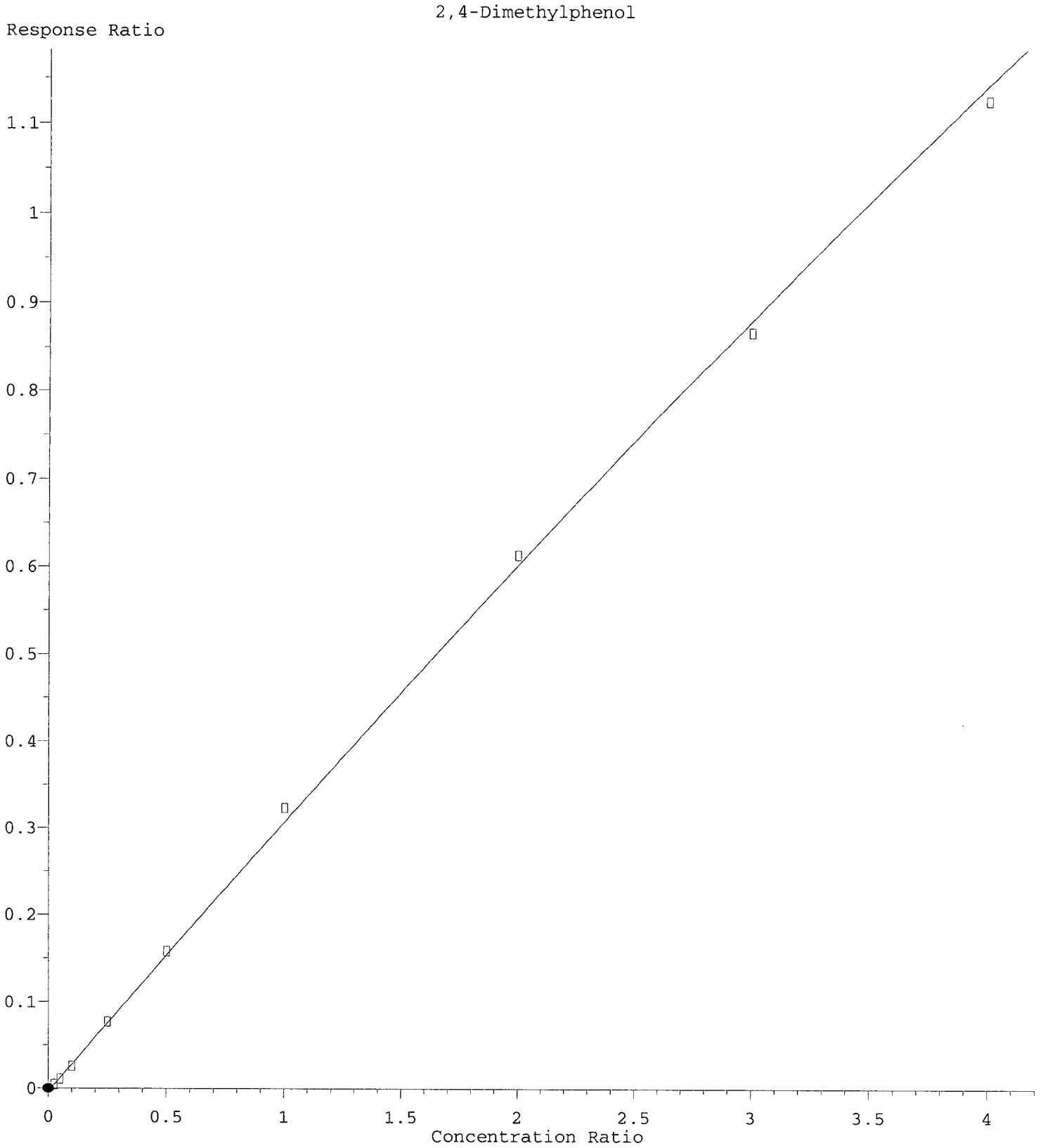

R = -8.10e-003 A*A + 3.19e-001 A - 4.04e-003
Coef of Det (r^2) = 0.997 Curve Fit: Quadratic w(1/a^2)
Method Name: C:\msdchem\1\methods\SV10_041219.M
Calibration Table Last Updated: Mon Apr 15 09:41:18 2019

Quantitation Report (Qedit)

Data Path : C:\msdchem\1\data\2019-04\9D12042\REQUANT\
Data File : J04121915.D
Acq On : 12 Apr 2019 6:51 pm
Operator : JK/ AMS/ DTH
Sample : 9D12042-CAL1
Misc : 1x, A19D053 BNA@20
ALS Vial : 3 Sample Multiplier: 1
DataAcq Meth:SV10_AQUISITION.M

Quant Time: Apr 15 11:33:28 2019
Quant Method : C:\msdchem\1\methods\SV10_041219.M
Quant Title : EPA 8270D: Semivolatile Organics
QLast Update : Mon Apr 15 09:10:15 2019
Response via : Initial Calibration
InstName : SV-GCMS10

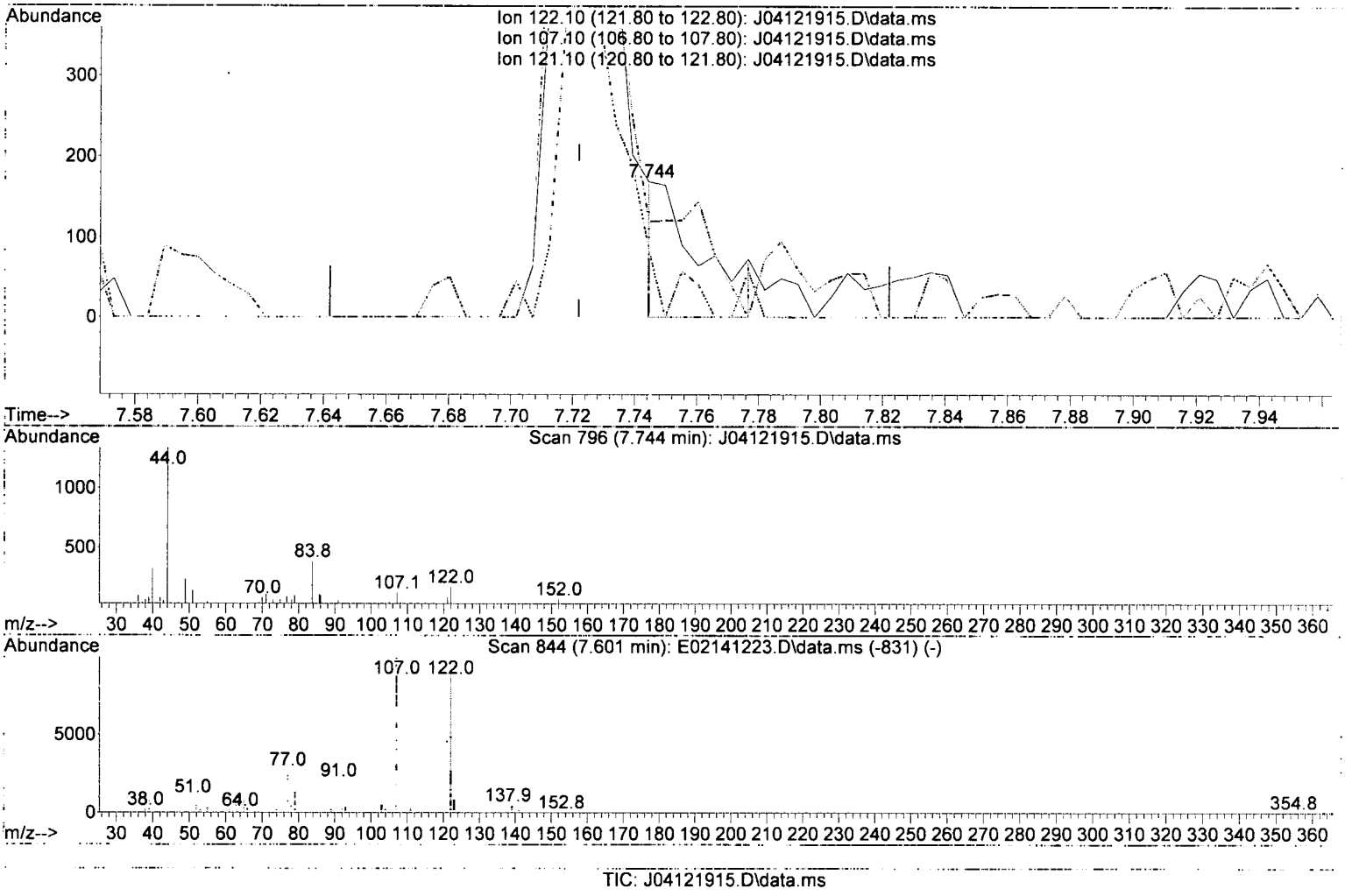

TIC: J04121915.D\data.ms

(24) 2,4-Dimethylphenol (T)

7.744min (+ 0.022) 26.60 ng/ml m

response 165

Ion	Exp%	Act%
122.10	100.00	100.00
107.10	112.80	71.01#
121.10	56.80	49.70
0.00	0.00	0.00

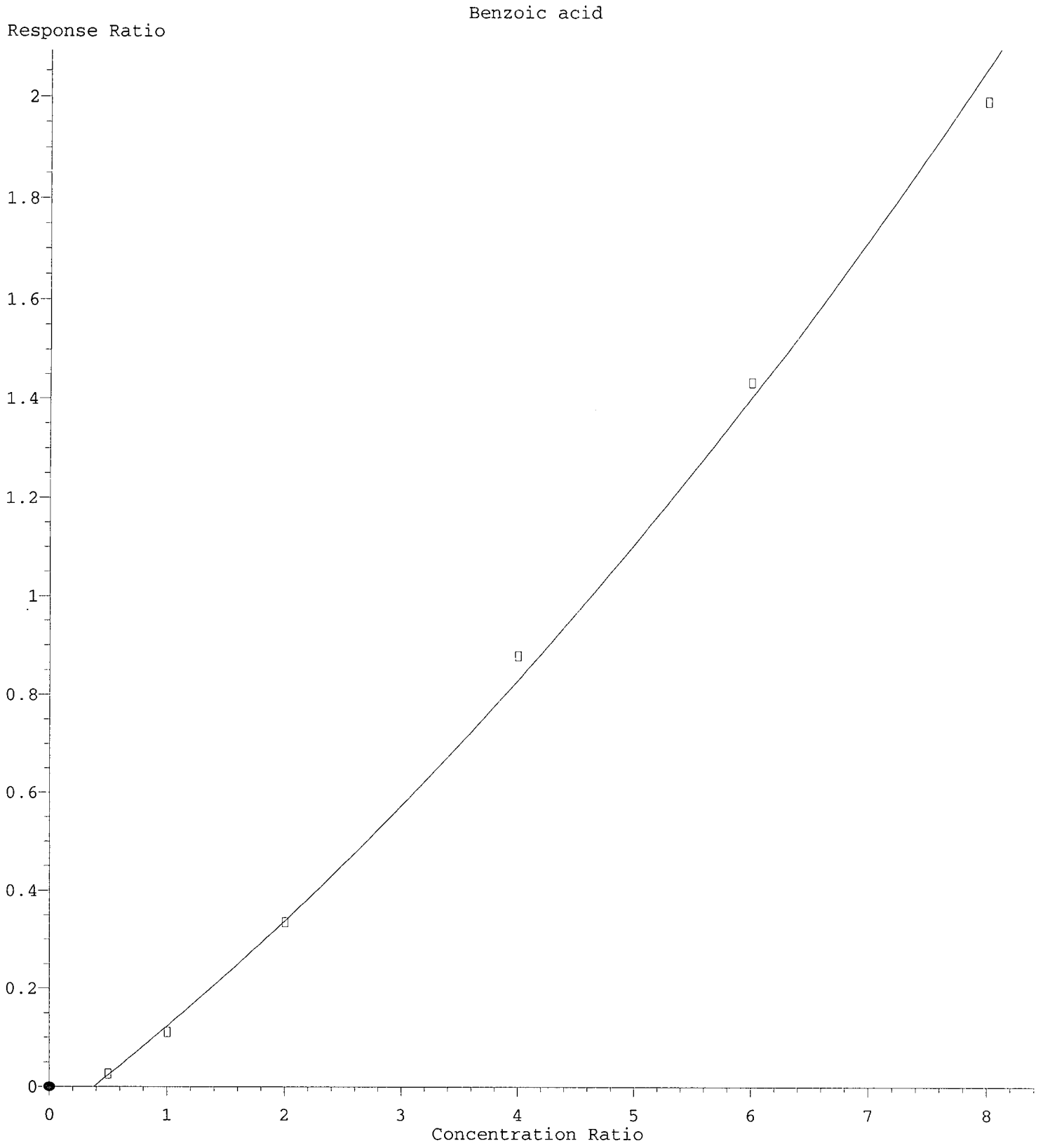

R = 1.02e-002 A*A + 1.84e-001 A - 7.08e-002
Coef of Det (r^2) = 0.997 Curve Fit: Quadratic w(1/a^2)
Method Name: C:\msdchem\1\methods\SV10_041219.M
Calibration Table Last Updated: Mon Apr 15 09:41:18 2019

Quantitation Report (Qedit)

Data Path : C:\msdchem\1\data\2019-04\9D12042\REQUANT\
Data File : J04121915.D
Acq On : 12 Apr 2019 6:51 pm
Operator : JK/ AMS/ DTH
Sample : 9D12042-CAL1
Misc : 1x, A19D053 BNA@20
ALS Vial : 3 Sample Multiplier: 1
DataAcq Meth:SV10_AQUISITION.M

Quant Time: Apr 15 11:33:28 2019
Quant Method : C:\msdchem\1\methods\SV10_041219.M
Quant Title : EPA 8270D: Semivolatile Organics
QLast Update : Mon Apr 15 09:10:15 2019
Response via : Initial Calibration
InstName : SV-GCMS10

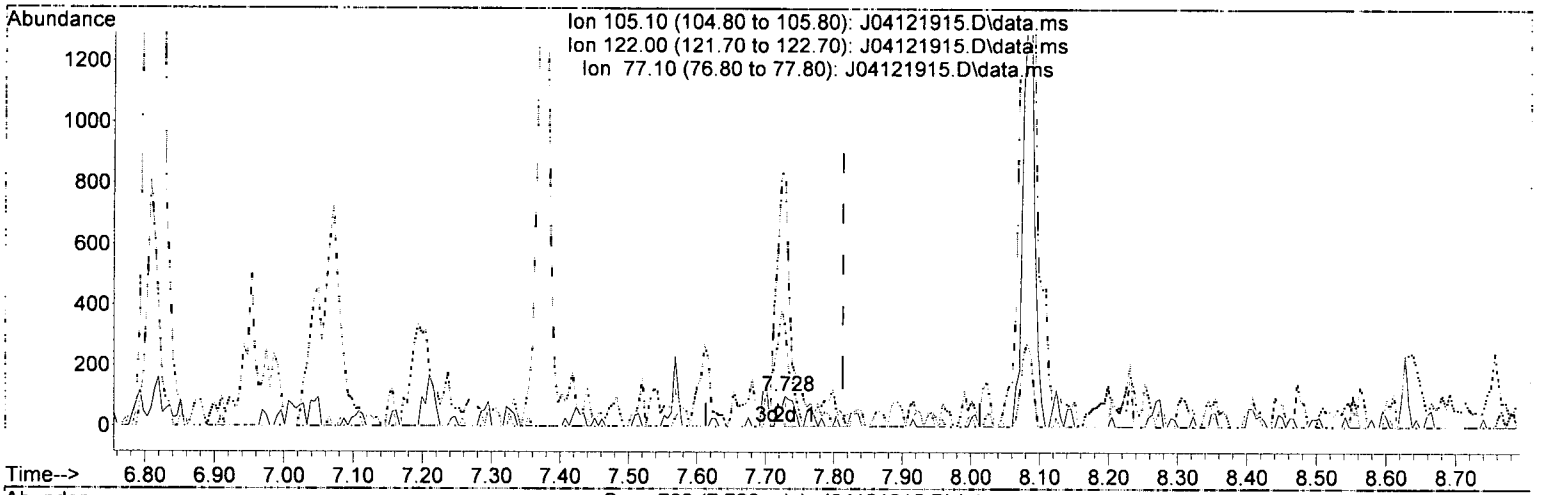

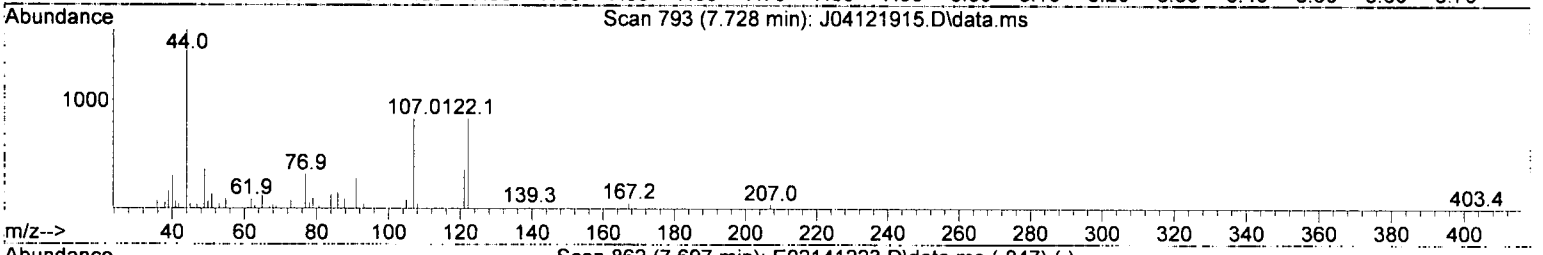

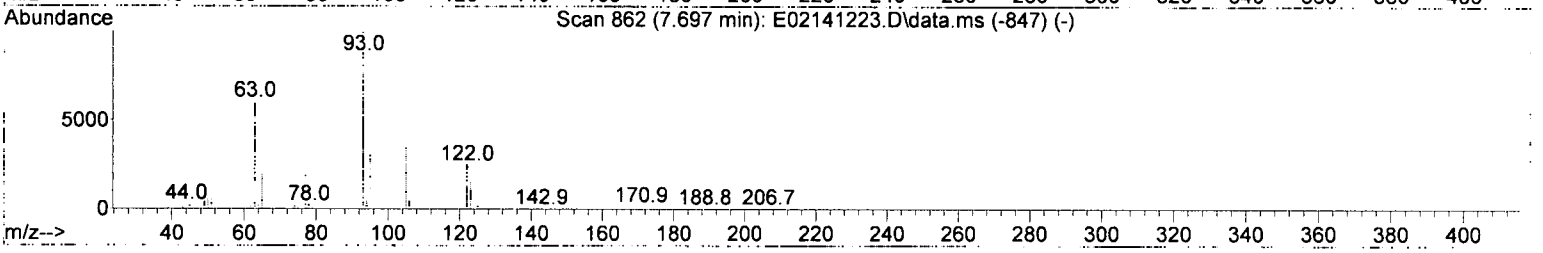

TIC: J04121915.D\data.ms

(26) Benzoic acid (T)

7.728min (-0.085) 753.95 ng/ml m

response 151

Ion	Exp%	Act%
105.10	100.00	100.00
122.00	80.70	827.72#
77.10	76.00	329.70#
0.00	0.00	0.00

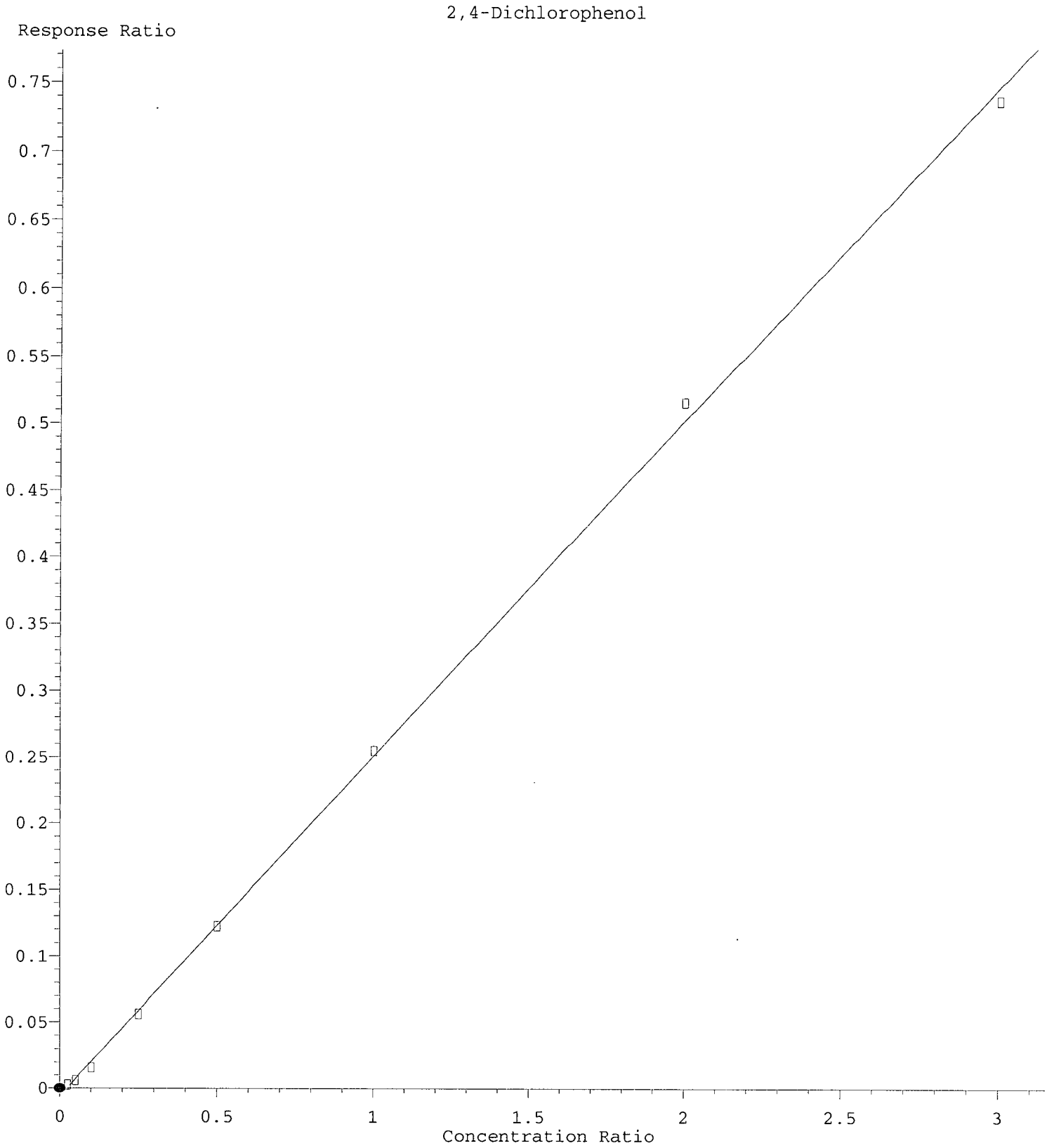

R = -2.93e-003 A*A + 2.60e-001 A - 5.83e-003
Coef of Det (r^2) = 0.999 Curve Fit: Quadratic w(1/a)
Method Name: C:\msdchem\1\methods\5710_041219.M
Calibration Table Last Updated: Mon Apr 15 09:41:18 2019

Quantitation Report (Qedit)

Data Path : C:\msdchem\1\data\2019-04\9D12042\REQUANT\
Data File : J04121915.D
Acq On : 12 Apr 2019 6:51 pm
Operator : JK/ AMS/ DTH
Sample : 9D12042-CAL1
Misc : 1x, A19D053 BNA@20
ALS Vial : 3 Sample Multiplier: 1
DataAcq Meth:SV10_AQUISITION.M

Quant Time: Apr 15 11:33:28 2019
Quant Method : C:\msdchem\1\methods\SV10_041219.M
Quant Title : EPA 8270D: Semivolatile Organics
QLast Update : Mon Apr 15 09:10:15 2019
Response via : Initial Calibration
InstName : SV-GCMS10

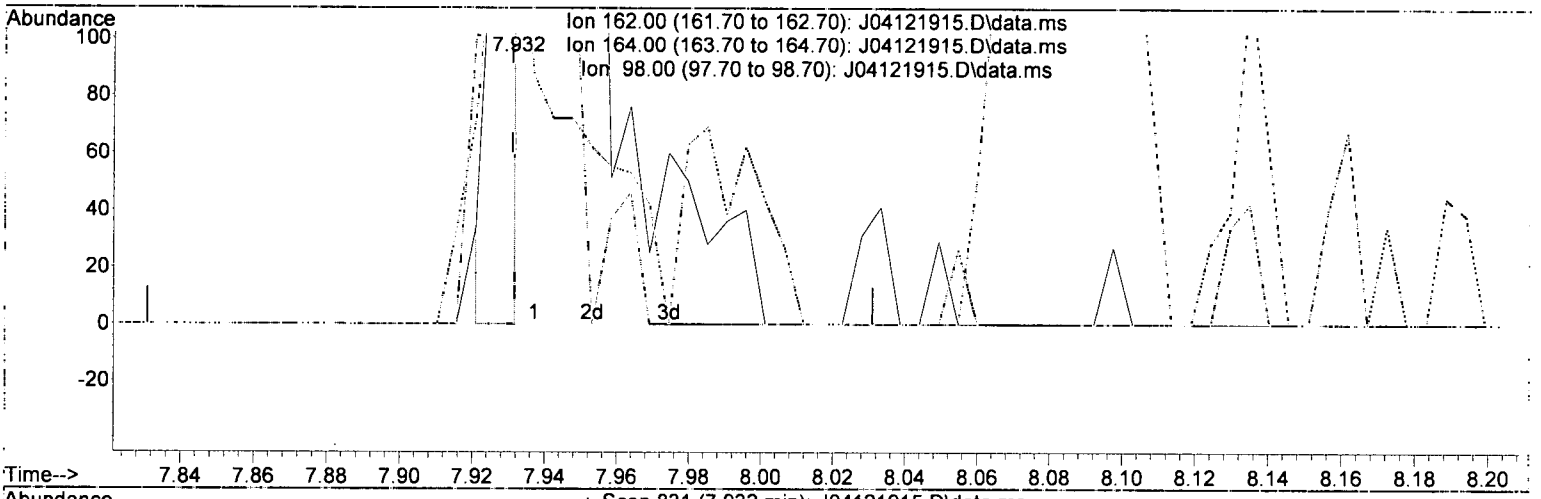

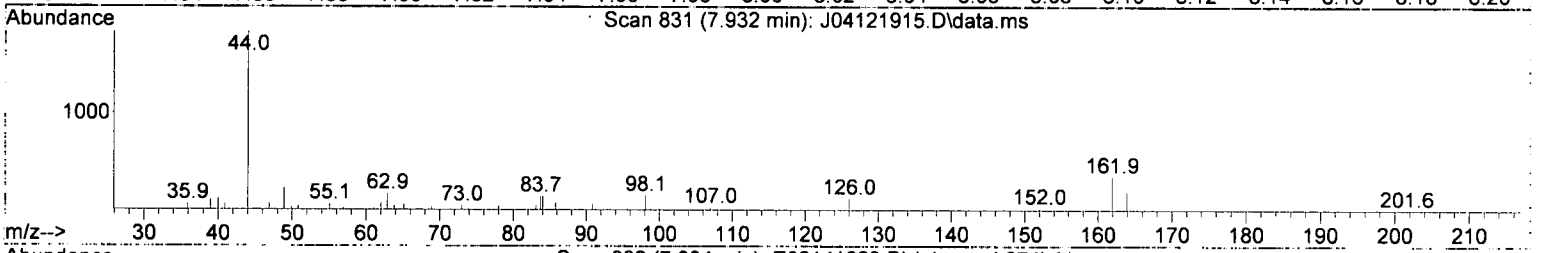

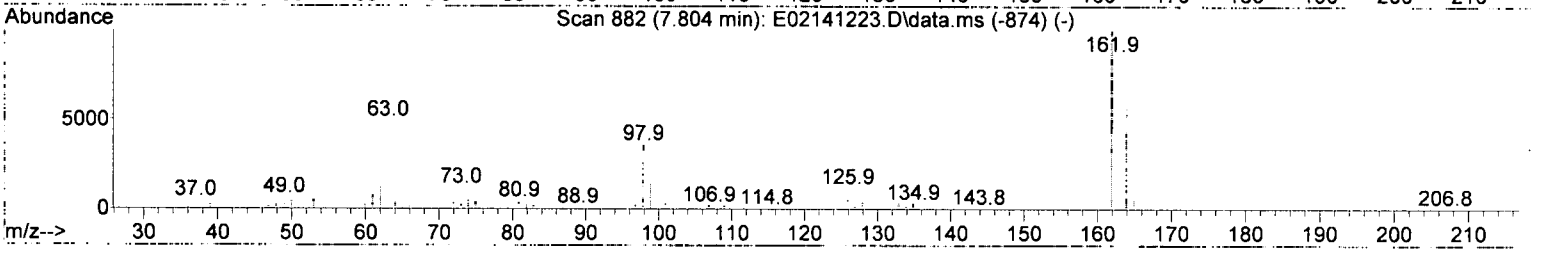

TIC: J04121915.D\data.ms

(27) 2,4-Dichlorophenol (T)

7.932min (+ 0.001) 46.48 ng/ml m

response 172

Ion	Exp%	Act%
162.00	100.00	100.00
164.00	63.60	57.06
98.00	37.40	46.26
0.00	0.00	0.00

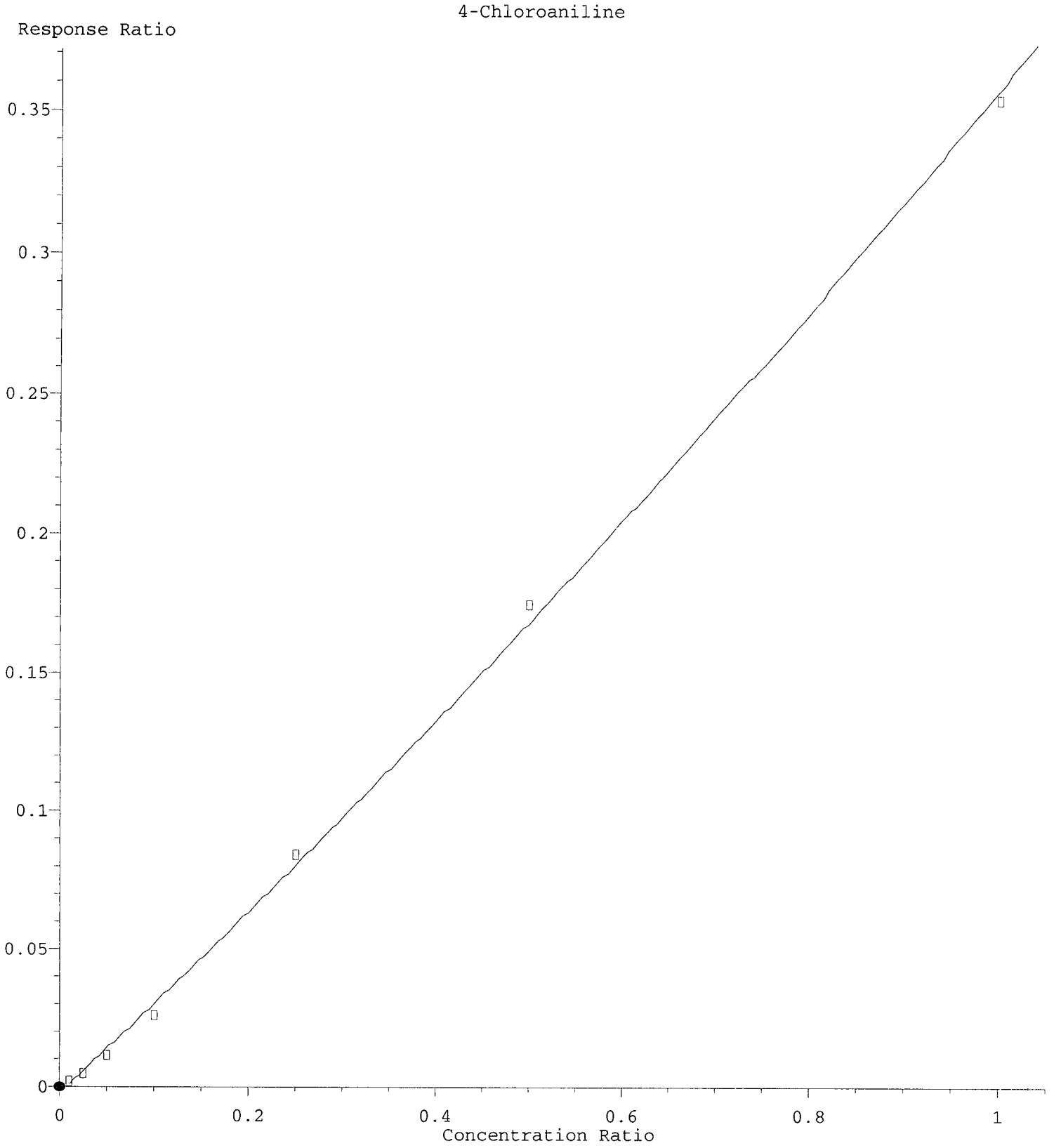

R = 3.85e-002 A*A + 3.21e-001 A - 2.32e-003
Coef of Det (r^2) = 0.997 Curve Fit: Quadratic w(1/a)
Method Name: C:\msdchem\1\methods\SV10_041219.M
Calibration Table Last Updated: Mon Apr 15 09:41:18 2019

Quantitation Report (Qedit)

Data Path : C:\msdchem\1\data\2019-04\9D12042\REQUANT\
Data File : J04121915.D
Acq On : 12 Apr 2019 6:51 pm
Operator : JK/ AMS/ DTH
Sample : 9D12042-CAL1
Misc : 1x, A19D053 BNA@20
ALS Vial : 3 Sample Multiplier: 1
DataAcq Meth:SV10_AQUISITION.M

Quant Time: Apr 15 11:33:28 2019
Quant Method : C:\msdchem\1\methods\SV10_041219.M
Quant Title : EPA 8270D: Semivolatile Organics
QLast Update : Mon Apr 15 09:10:15 2019
Response via : Initial Calibration
InstName : SV-GCMS10

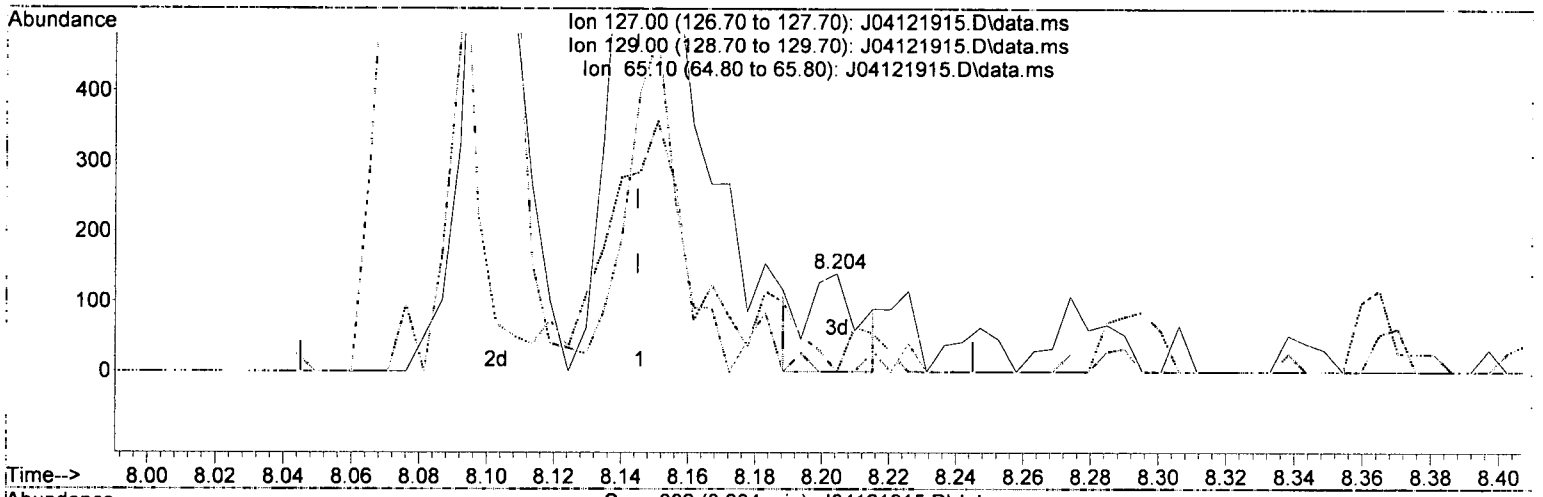

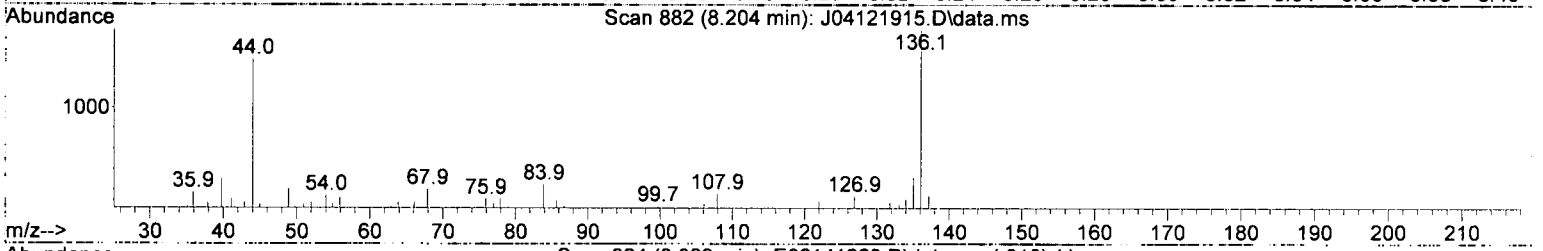

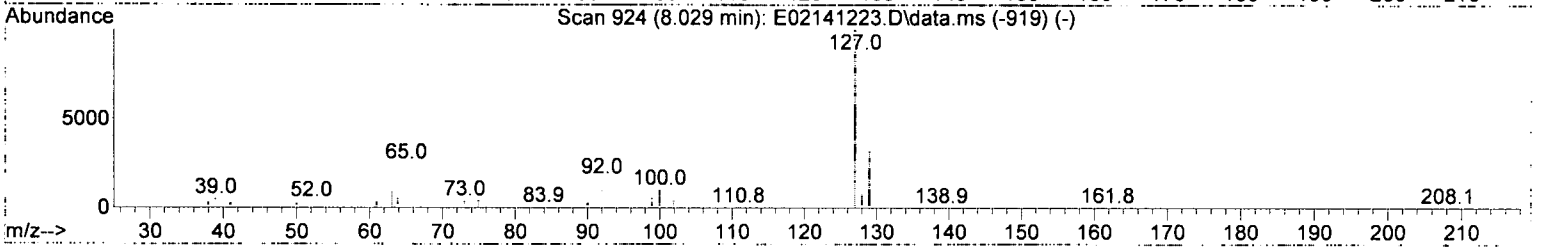

TIC: J04121915.D\data.ms

(30) 4-Chloroaniline (T)

8.204min (+ 0.059) 15.51 ng/ml m

response 148

Ion	Exp%	Act%
127.00	100.00	100.00
129.00	31.20	0.00#
65.10	31.40	0.00#
0.00	0.00	0.00

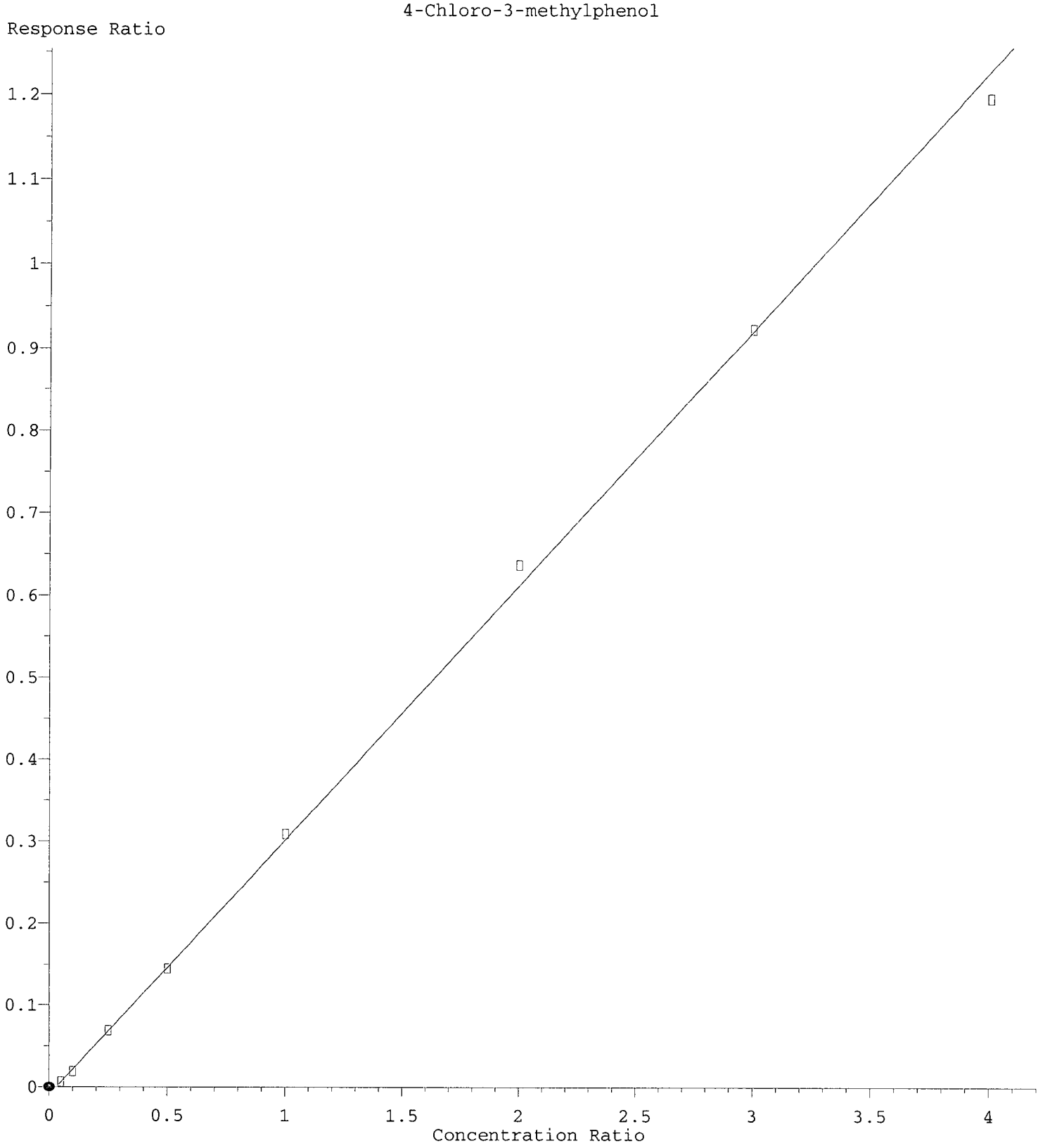

R = -7.81e-004 A*A + 3.12e-001 A - 9.94e-003
Coef of Det (r^2) = 0.998 Curve Fit: Quadratic w(1/a^2)
Method Name: C:\msdchem\1\methods\SV10_041219.M
Calibration Table Last Updated: Mon Apr 15 09:41:18 2019

Quantitation Report (Qedit)

Data Path : C:\msdchem\1\data\2019-04\9D12042\REQUANT\
Data File : J04121915.D
Acq On : 12 Apr 2019 6:51 pm
Operator : JK/ AMS/ DTH
Sample : 9D12042-CAL1
Misc : 1x, A19D053 BNA@20
ALS Vial : 3 Sample Multiplier: 1
DataAcq Meth:SV10_AQUISITION.M

Quant Time: Apr 15 11:33:28 2019
Quant Method : C:\msdchem\1\methods\SV10_041219.M
Quant Title : EPA 8270D: Semivolatile Organics
QLast Update : Mon Apr 15 09:10:15 2019
Response via : Initial Calibration
InstName : SV-GCMS10

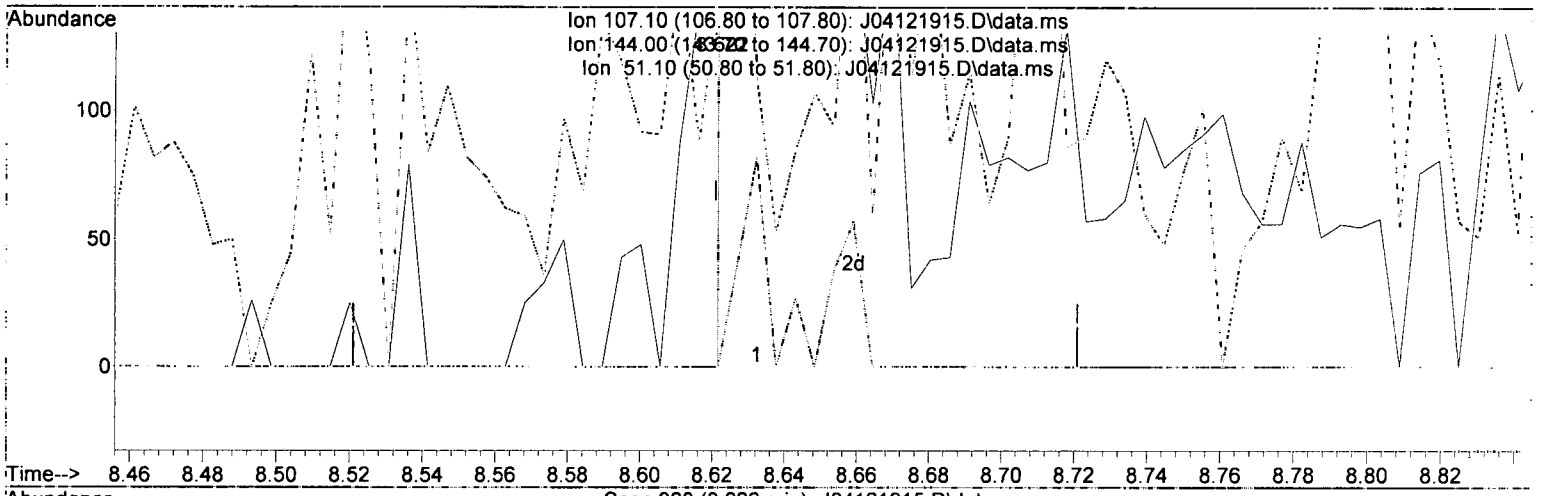

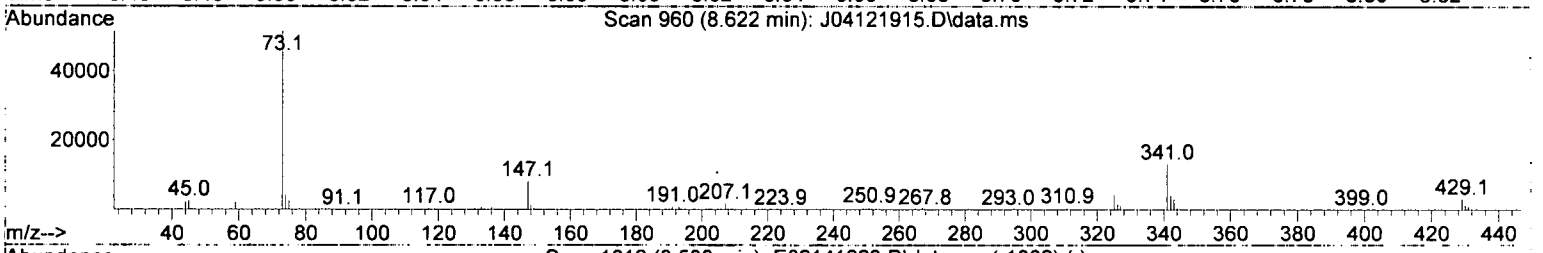

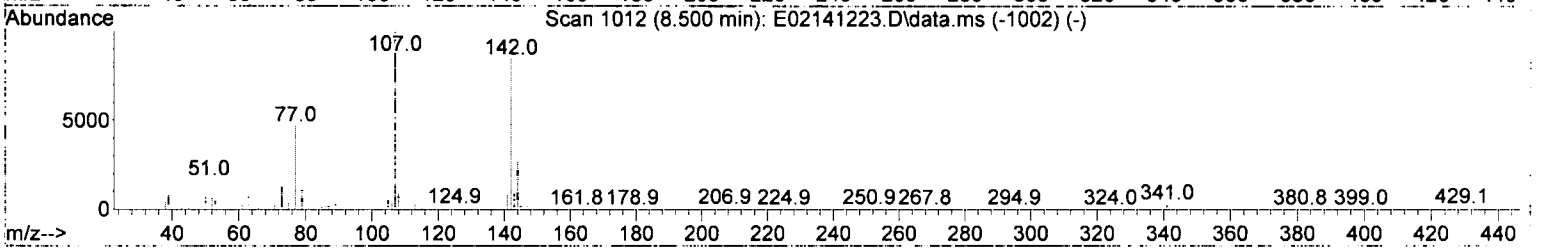

TIC: J04121915.D\data.ms

(32) 4-Chloro-3-methylphenol (T)

8.622min (+ 0.001) 64.93 ng/ml m

response 165

Ion	Exp%	Act%
107.10	100.00	100.00
144.00	26.00	0.00
51.10	19.80	52.30#
0.00	0.00	0.00

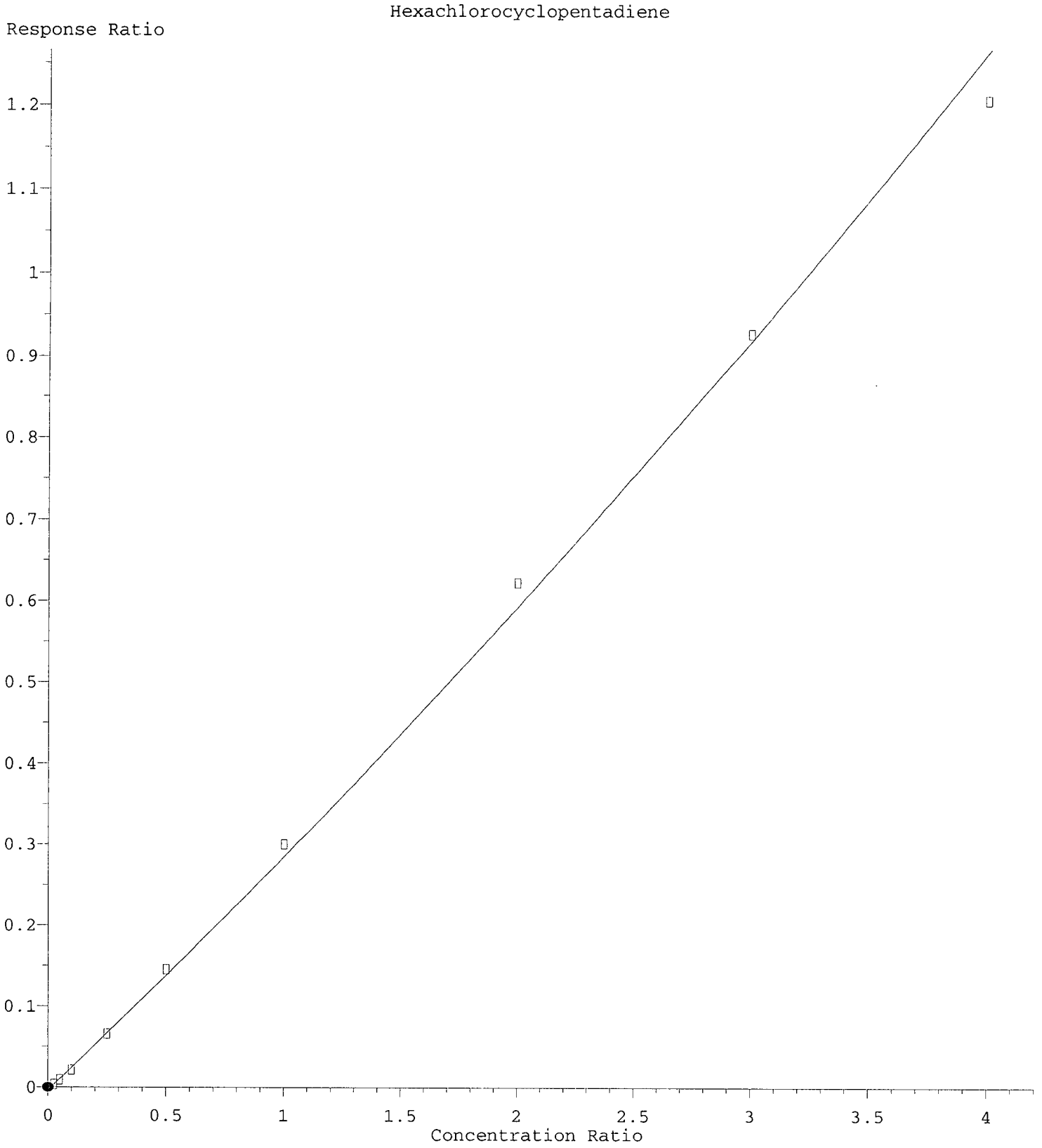

R = 9.35e-003 A*A + 2.79e-001 A - 4.15e-003
Coef of Det (r^2) = 0.996 Curve Fit: Quadratic w(1/a^2)
Method Name: C:\msdchem\1\methods\SV10_041219.M
Calibration Table Last Updated: Mon Apr 15 09:41:18 2019

Quantitation Report (Qedit)

Data Path : C:\msdchem\1\data\2019-04\9D12042\REQUANT\
Data File : J04121915.D
Acq On : 12 Apr 2019 6:51 pm
Operator : JK/ AMS/ DTH
Sample : 9D12042-CAL1
Misc : 1x, A19D053 BNA@20
ALS Vial : 3 Sample Multiplier: 1
DataAcq Meth:SV10_AQUISITION.M

Quant Time: Apr 15 11:33:28 2019
Quant Method : C:\msdchem\1\methods\SV10_041219.M
Quant Title : EPA 8270D: Semivolatile Organics
QLast Update : Mon Apr 15 09:10:15 2019
Response via : Initial Calibration
InstName : SV-GCMS10

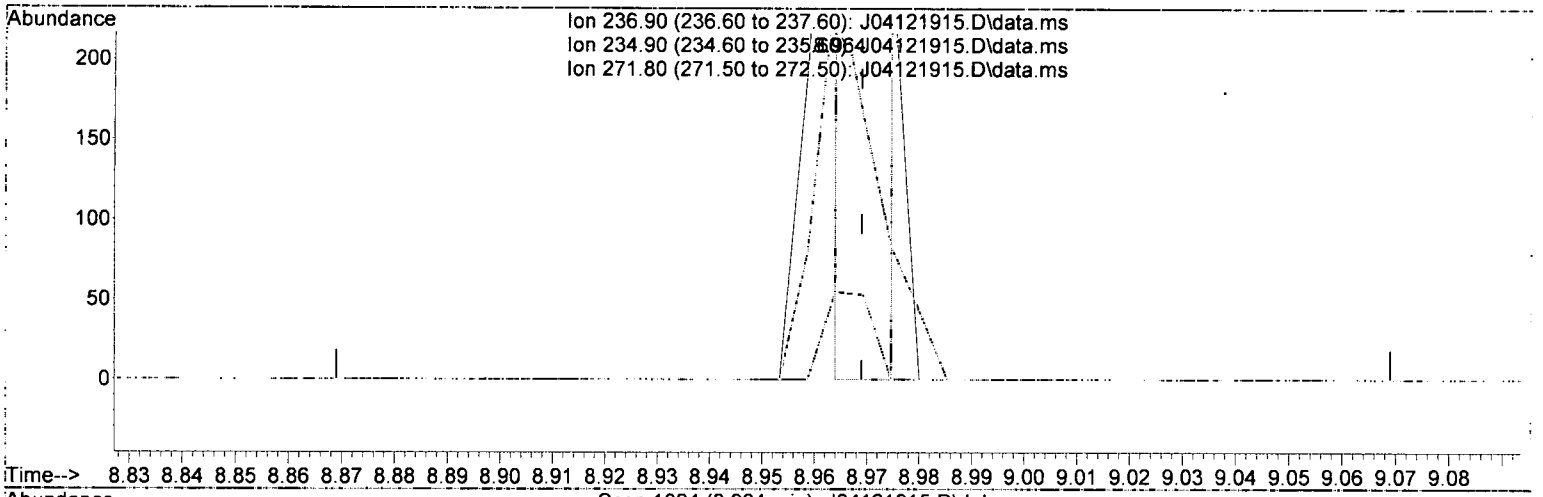

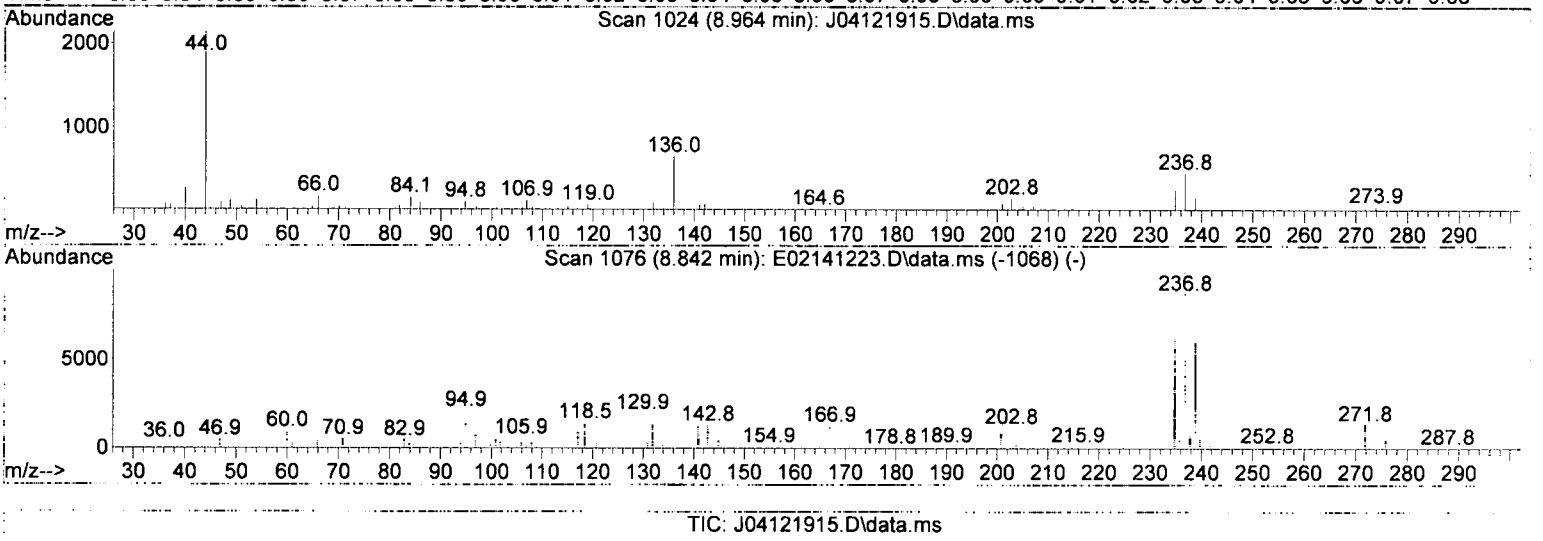

TIC: J04121915.D\data.ms

(36) Hexachlorocyclopentadiene (T)

8.964min (-0.005) 32.87 ng/ml m

response 188

Ion	Exp%	Act%
236.90	100.00	100.00
234.90	62.80	56.48
271.80	12.50	12.09
0.00	0.00	0.00

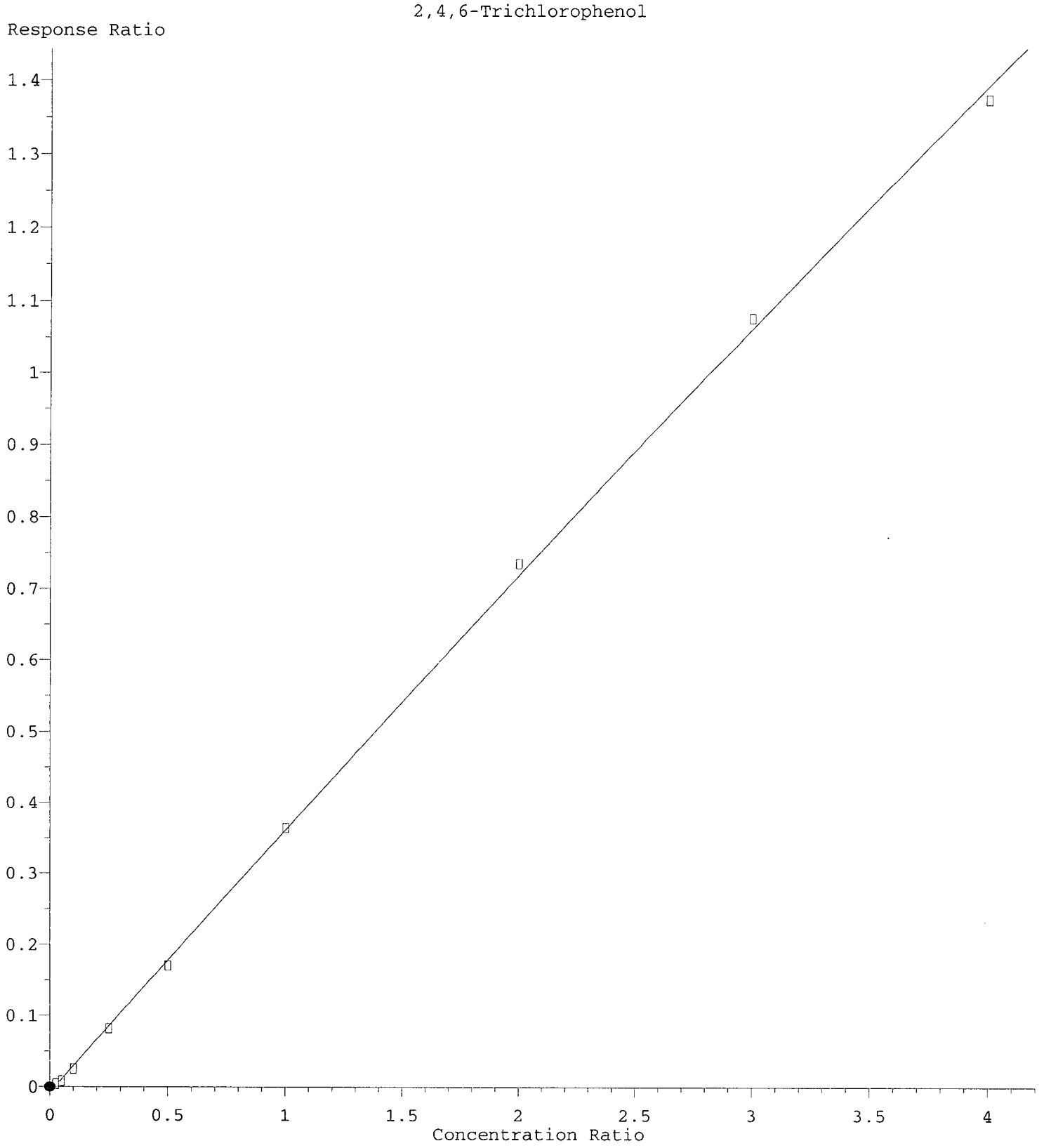

R = -6.54e-003 A*A + 3.76e-001 A - 8.34e-003
Coef of Det (r^2) = 0.999 Curve Fit: Quadratic w(1/a)
Method Name: C:\msdchem\1\methods\SV10_041219.M
Calibration Table Last Updated: Mon Apr 15 09:41:18 2019

Quantitation Report (Qedit)

Data Path : C:\msdchem\1\data\2019-04\9D12042\REQUANT\
Data File : J04121915.D
Acq On : 12 Apr 2019 6:51 pm
Operator : JK/ AMS/ DTH
Sample : 9D12042-CAL1
Misc : 1x, A19D053 BNA@20
ALS Vial : 3 Sample Multiplier: 1
DataAcq Meth:SV10_AQUISITION.M

Quant Time: Apr 15 11:33:28 2019
Quant Method : C:\msdchem\1\methods\SV10_041219.M
Quant Title : EPA 8270D: Semivolatile Organics
QLast Update : Mon Apr 15 09:10:15 2019
Response via : Initial Calibration
InstName : SV-GCMS10

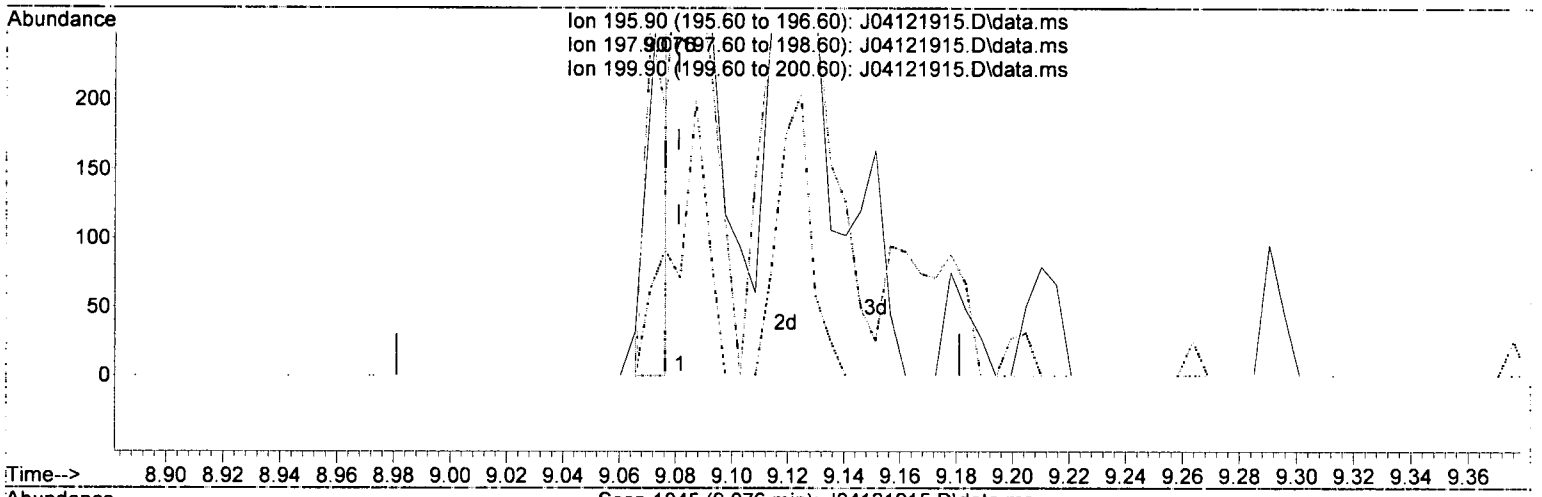

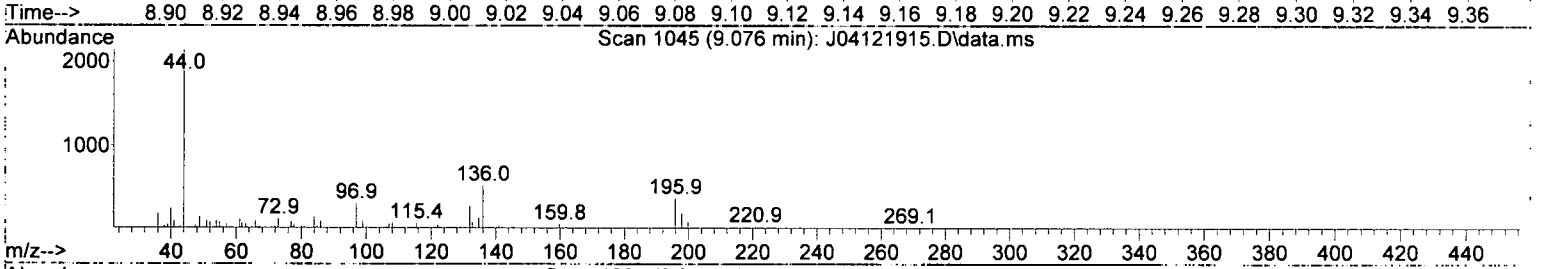

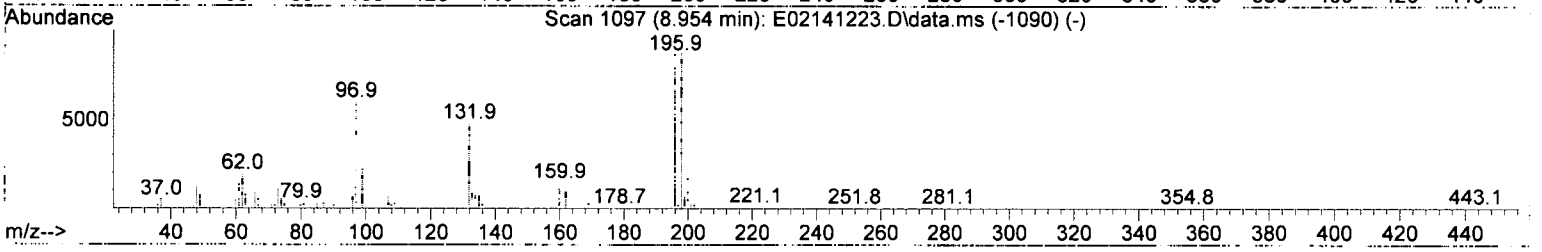

TIC: J04121915.D\data.ms

(37) 2,4,6-Trichlorophenol (T)

9.076min (-0.005) 46.64 ng/ml m

response 184

Ion	Exp%	Act%
195.90	100.00	100.00
197.90	97.50	51.47#
199.90	30.40	24.40
0.00	0.00	0.00

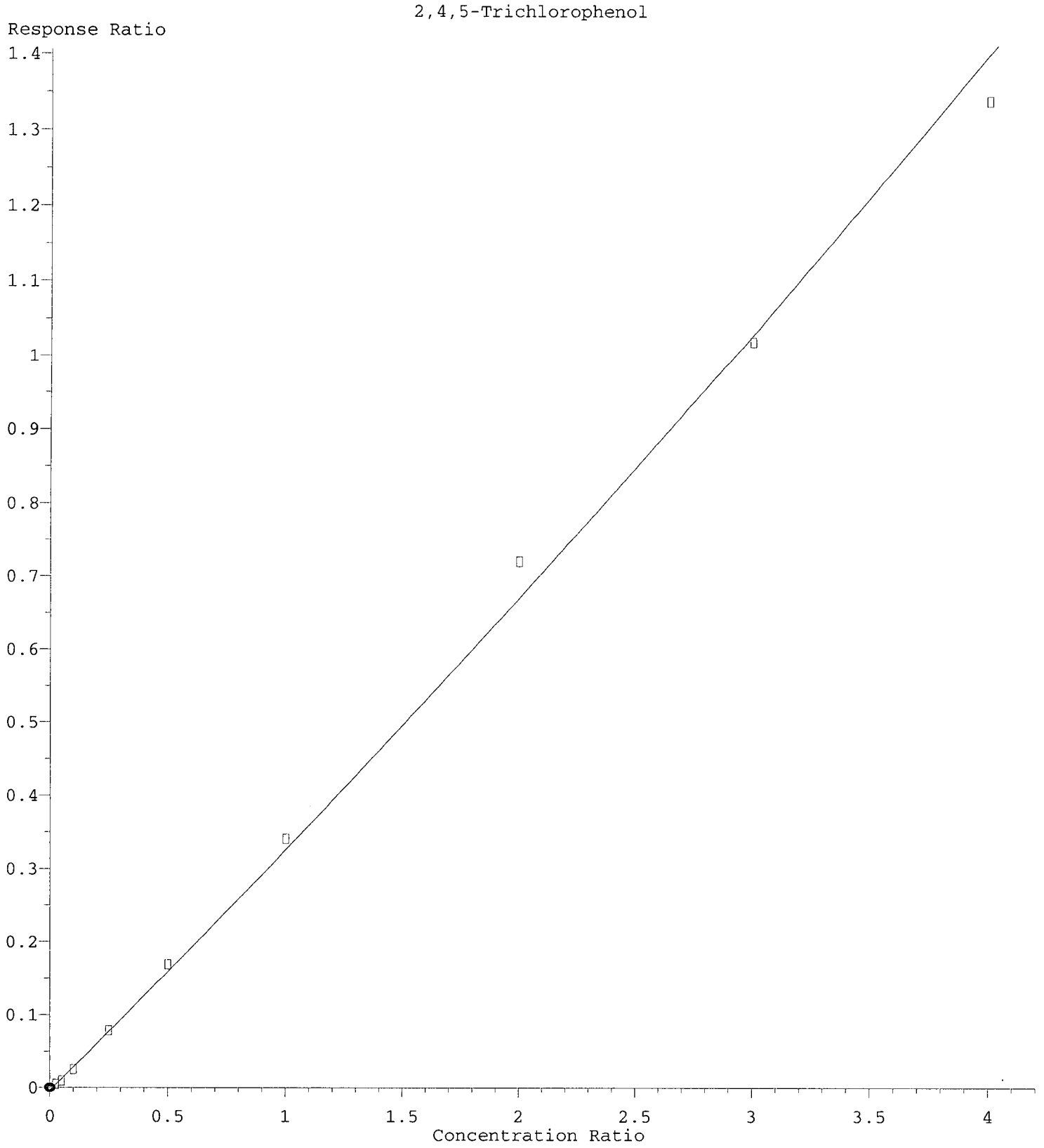

R = 7.07e-003 A*A + 3.23e-001 A - 4.28e-003
Coef of Det (r^2) = 0.992 Curve Fit: Quadratic w(1/a^2)
Method Name: C:\msdchem\1\methods\SV10_041219.M
Calibration Table Last Updated: Mon Apr 15 09:41:18 2019

Quantitation Report (Qedit)

Data Path : C:\msdchem\1\data\2019-04\9D12042\REQUANT\
Data File : J04121915.D
Acq On : 12 Apr 2019 6:51 pm
Operator : JK/ AMS/ DTH
Sample : 9D12042-CAL1
Misc : 1x, A19D053 BNA@20
ALS Vial : 3 Sample Multiplier: 1
DataAcq Meth:SV10_AQUISITION.M

Quant Time: Apr 15 11:33:28 2019
Quant Method : C:\msdchem\1\methods\SV10_041219.M
Quant Title : EPA 8270D: Semivolatile Organics
QLast Update : Mon Apr 15 09:10:15 2019
Response via : Initial Calibration
InstName : SV-GCMS10

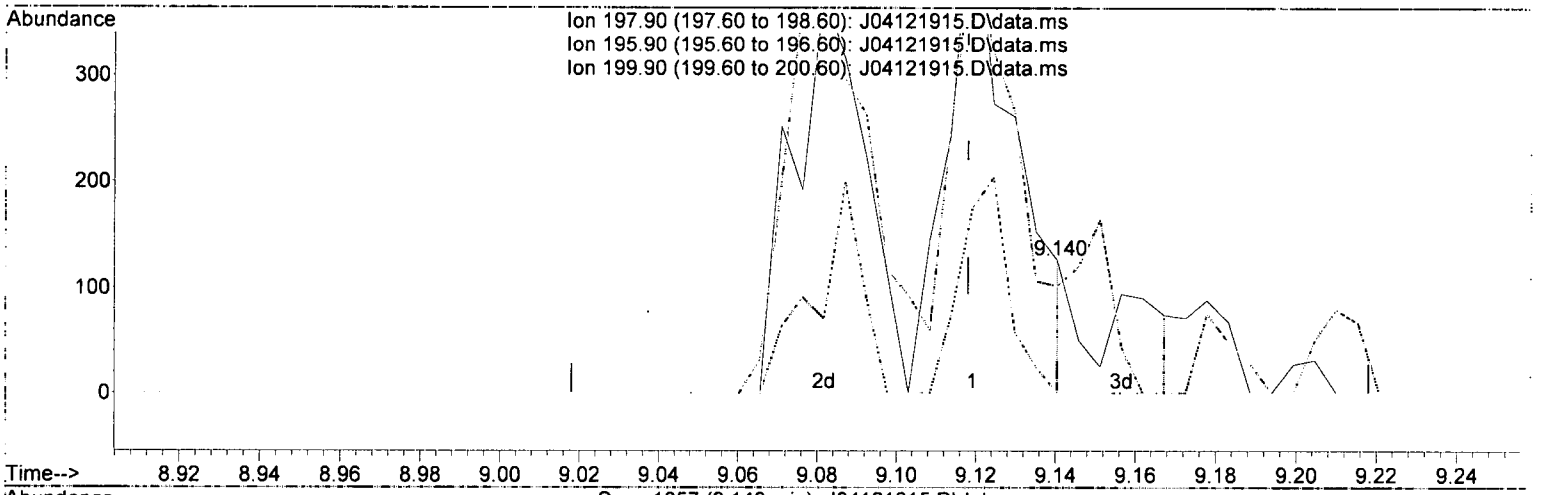

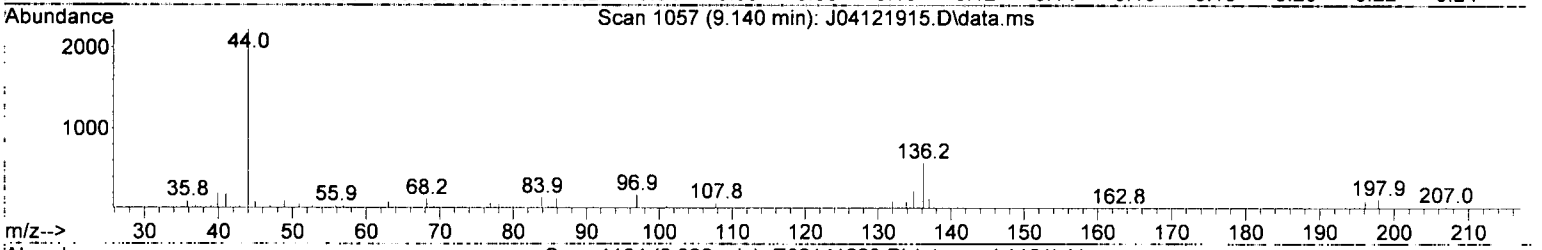

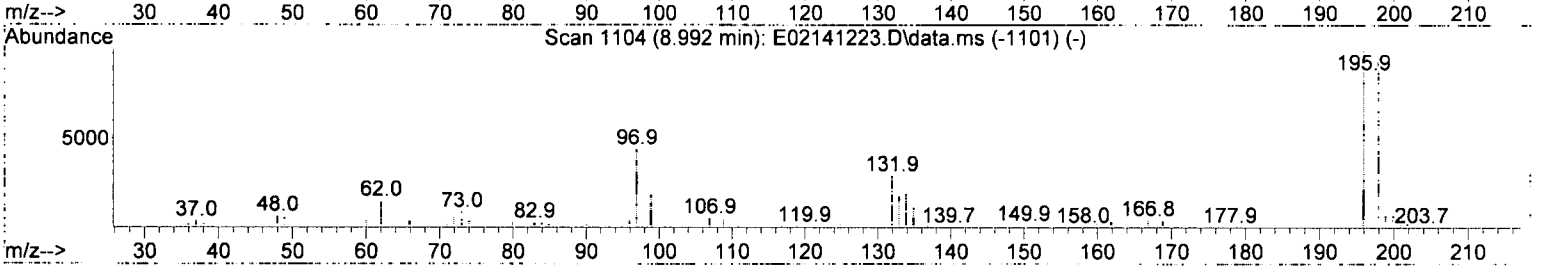

TIC: J04121915.D\data.ms

(38) 2,4,5-Trichlorophenol (T)

9.140min (+ 0.022) 28.04 ng/ml m

response 107

Ion	Exp%	Act%
197.90	100.00	100.00
195.90	105.00	80.95
199.90	31.10	0.00#
0.00	0.00	0.00

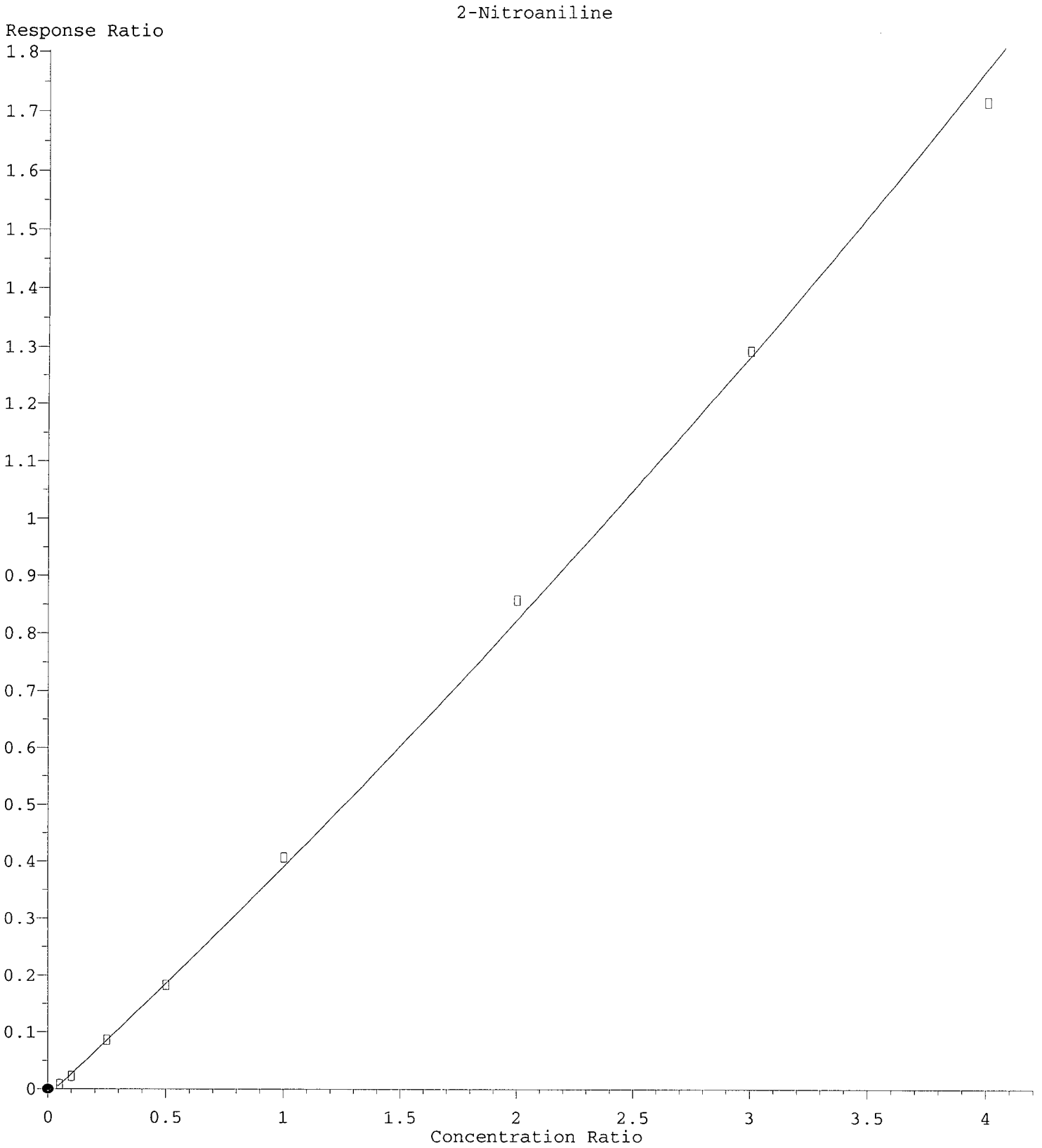

R = 1.42e-002 A*A + 3.89e-001 A - 1.27e-002
Coef of Det (r^2) = 0.997 Curve Fit: Quadratic w(1/a^2)
Method Name: C:\msdchem\1\methods\SV10_041219.M
Calibration Table Last Updated: Mon Apr 15 09:41:18 2019

Quantitation Report (Qedit)

Data Path : C:\msdchem\1\data\2019-04\9D12042\REQUANT\
Data File : J04121915.D
Acq On : 12 Apr 2019 6:51 pm
Operator : JK/ AMS/ DTH
Sample : 9D12042-CAL1
Misc : 1x, A19D053 BNA@20
ALS Vial : 3 Sample Multiplier: 1
DataAcq Meth:SV10_AQUISITION.M

Quant Time: Apr 15 11:33:28 2019
Quant Method : C:\msdchem\1\methods\SV10_041219.M
Quant Title : EPA 8270D: Semivolatile Organics
QLast Update : Mon Apr 15 09:10:15 2019
Response via : Initial Calibration
InstName : SV-GCMS10

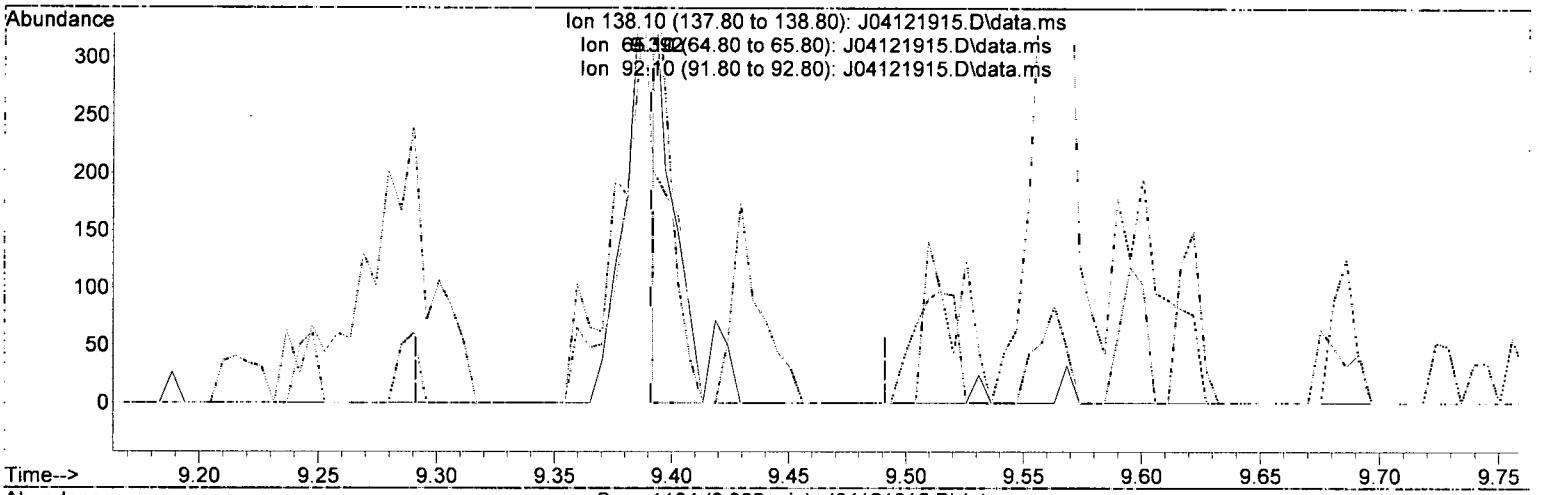

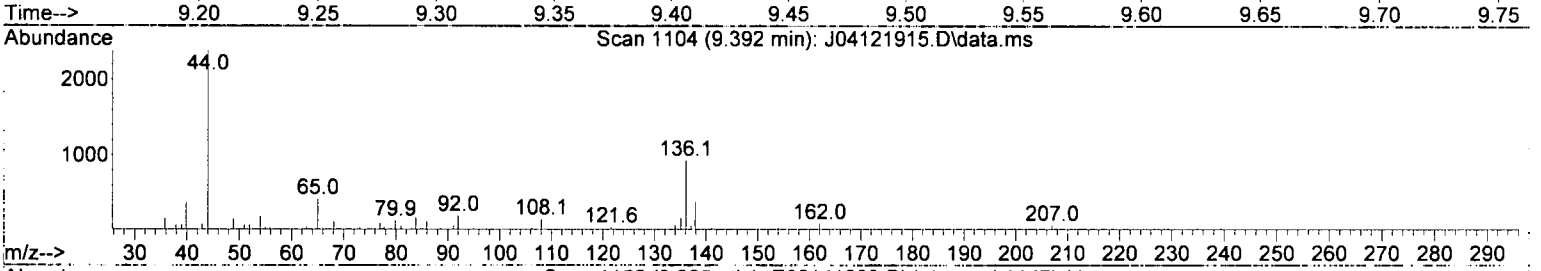

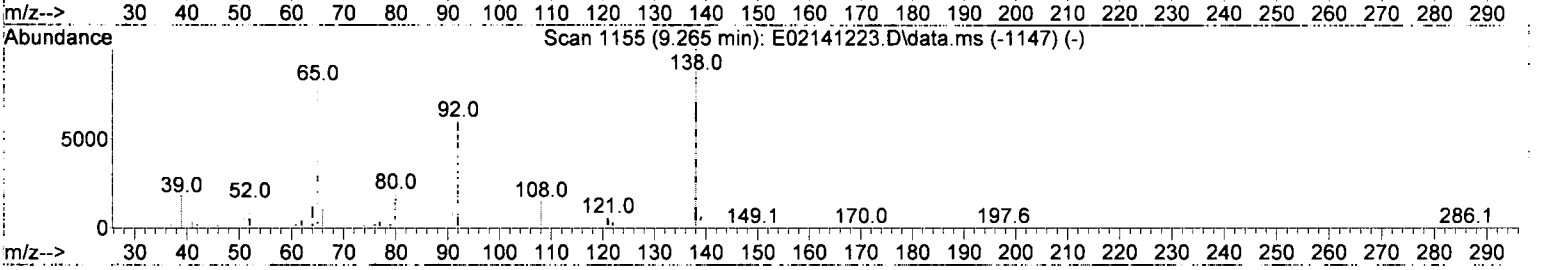

TIC: J04121915.D\data.ms

(42) 2-Nitroaniline (T)

9.392min (+ 0.001) 66.72 ng/ml m

response 138

Ion	Exp%	Act%
138.10	100.00	100.00
65.10	92.00	109.35
92.10	64.50	52.73
0.00	0.00	0.00

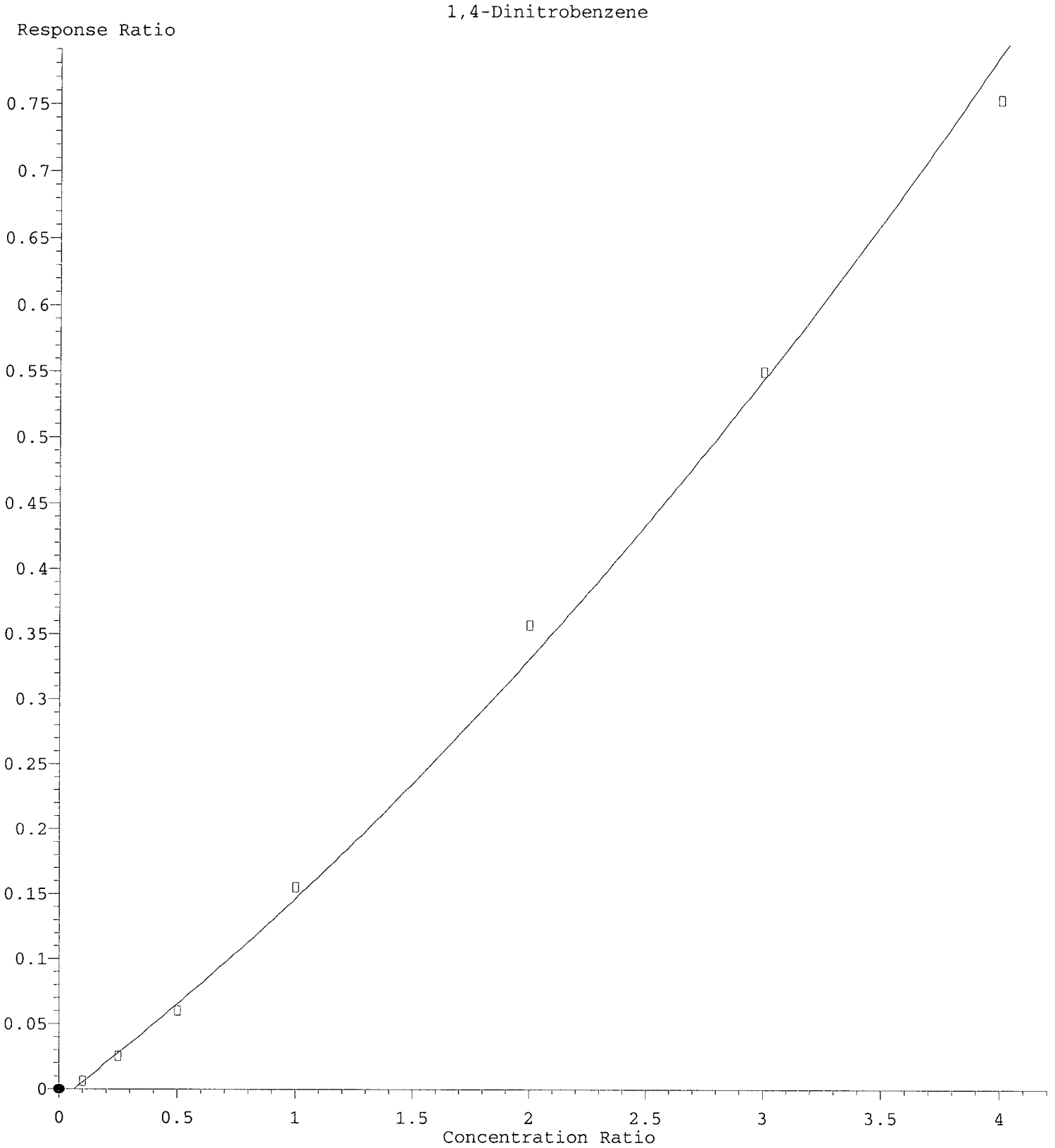

R = 1.45e-002 A*A + 1.41e-001 A - 8.59e-003
Coef of Det (r^2) = 0.996 Curve Fit: Quadratic w(1/a^2)
Method Name: C:\msdchem\1\methods\SV10_041219.M
Calibration Table Last Updated: Mon Apr 15 09:41:18 2019

Quantitation Report (Qedit)

Data Path : C:\msdchem\1\data\2019-04\9D12042\REQUANT\
Data File : J04121915.D
Acq On : 12 Apr 2019 6:51 pm
Operator : JK/ AMS/ DTH
Sample : 9D12042-CAL1
Misc : 1x, A19D053 BNA@20
ALS Vial : 3 Sample Multiplier: 1
DataAcq Meth:SV10_AQUISITION.M

Quant Time: Apr 15 11:33:28 2019
Quant Method : C:\msdchem\1\methods\SV10_041219.M
Quant Title : EPA 8270D: Semivolatile Organics
QLast Update : Mon Apr 15 09:10:15 2019
Response via : Initial Calibration
InstName : SV-GCMS10

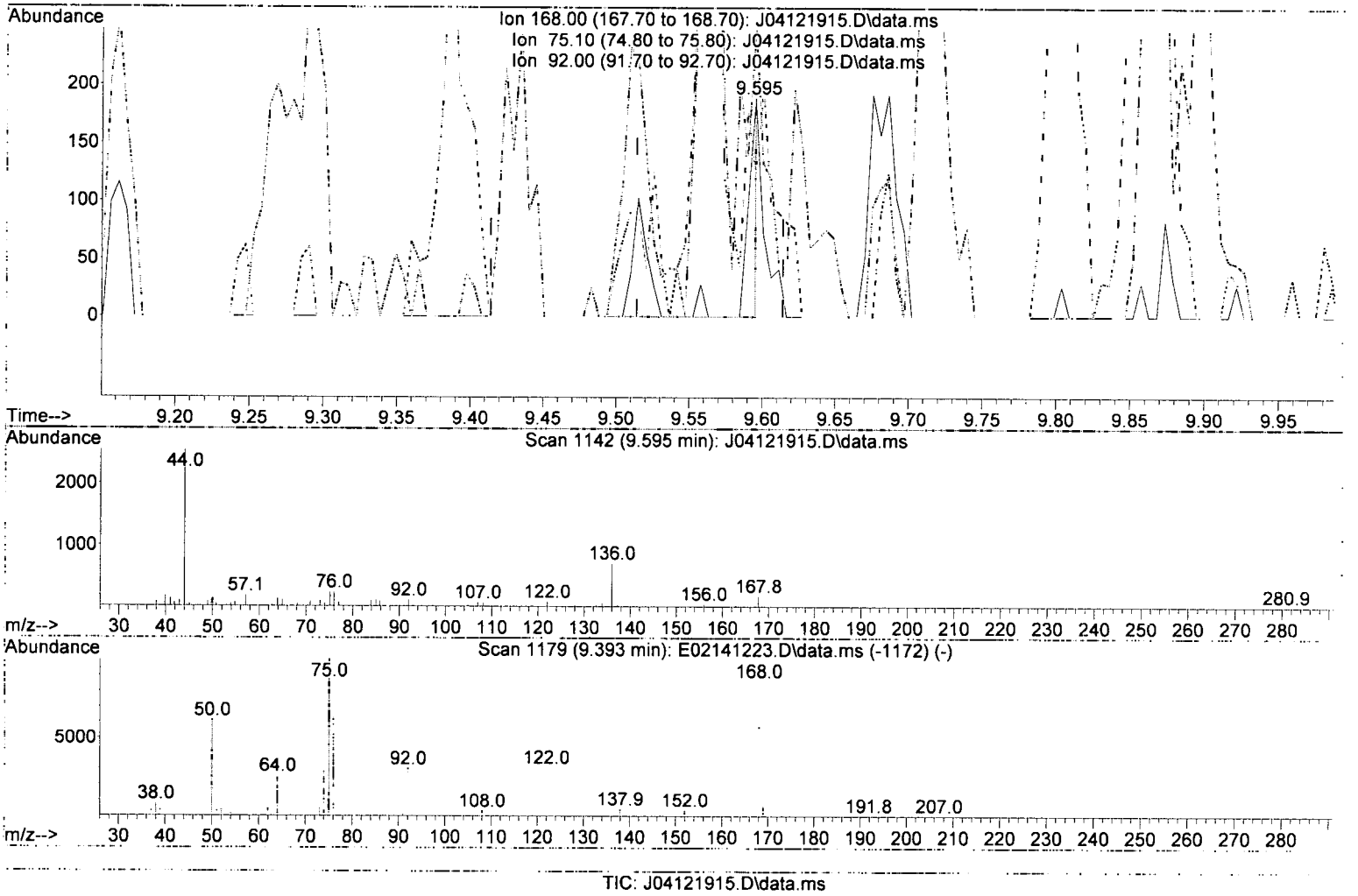

TIC: J04121915.D\data.ms

(44) 1,4-Dinitrobenzene (T)

9.595min (+ 0.081) 127.06 ng/ml m

response 171

Ion	Exp%	Act%
168.00	100.00	100.00
75.10	134.30	131.75
92.00	43.50	66.14
0.00	0.00	0.00

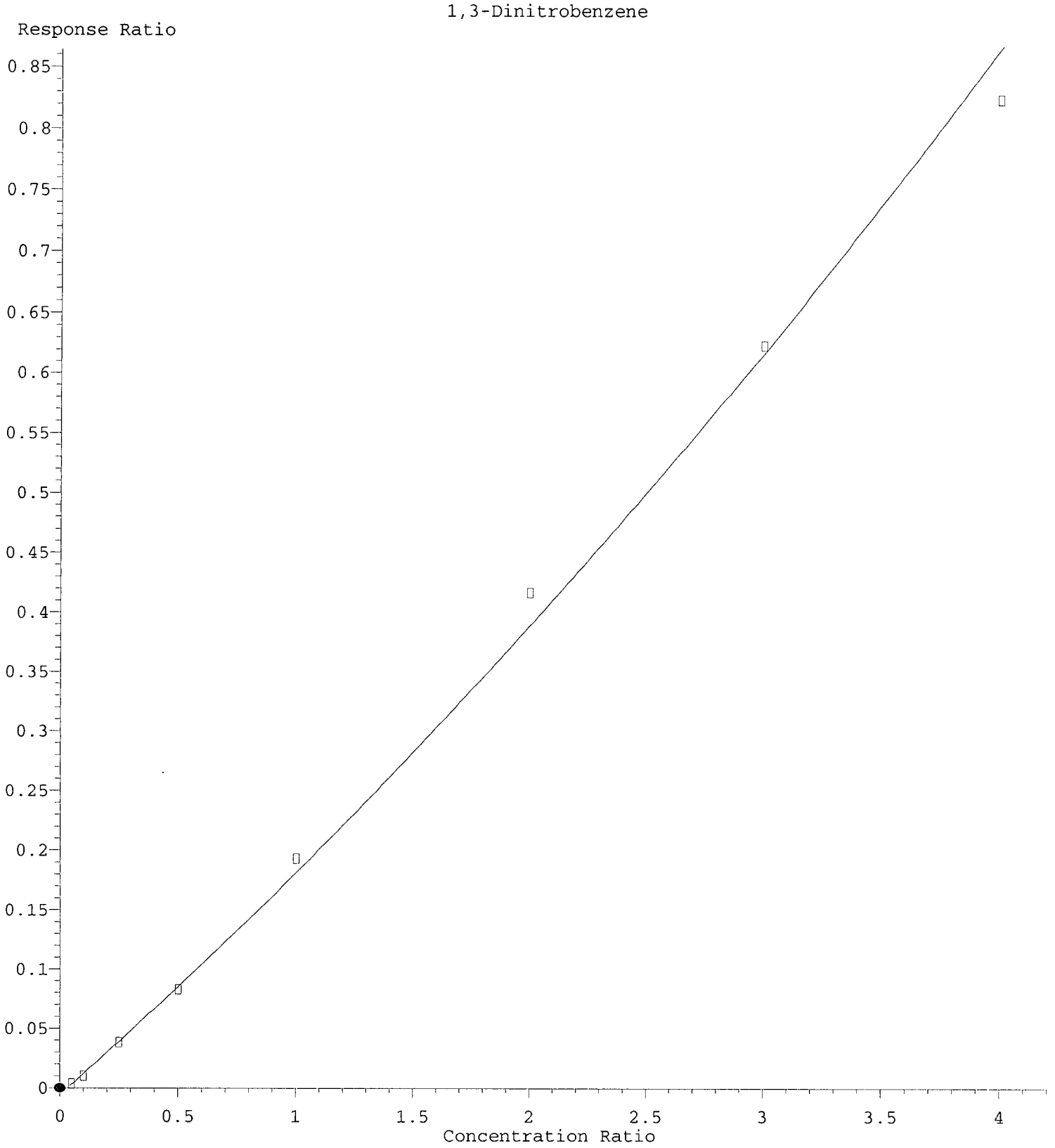

R = 1.02e-002 A*A + 1.77e-001 A - 5.75e-003
Coef of Det (r^2) = 0.996 Curve Fit: Quadratic w(1/a^2)
Method Name: C:\msdchem\1\methods\SV10_041219.M
Calibration Table Last Updated: Mon Apr 15 09:41:18 2019

Quantitation Report (Qedit)

Data Path : C:\msdchem\1\data\2019-04\9D12042\REQUANT\
Data File : J04121915.D
Acq On : 12 Apr 2019 6:51 pm
Operator : JK/ AMS/ DTH
Sample : 9D12042-CAL1
Misc : 1x, A19D053 BNA@20
ALS Vial : 3 Sample Multiplier: 1
DataAcq Meth:SV10_AQUISITION.M

Quant Time: Apr 15 11:33:28 2019
Quant Method : C:\msdchem\1\methods\SV10_041219.M
Quant Title : EPA 8270D: Semivolatile Organics
QLast Update : Mon Apr 15 09:10:15 2019
Response via : Initial Calibration
InstName : SV-GCMS10

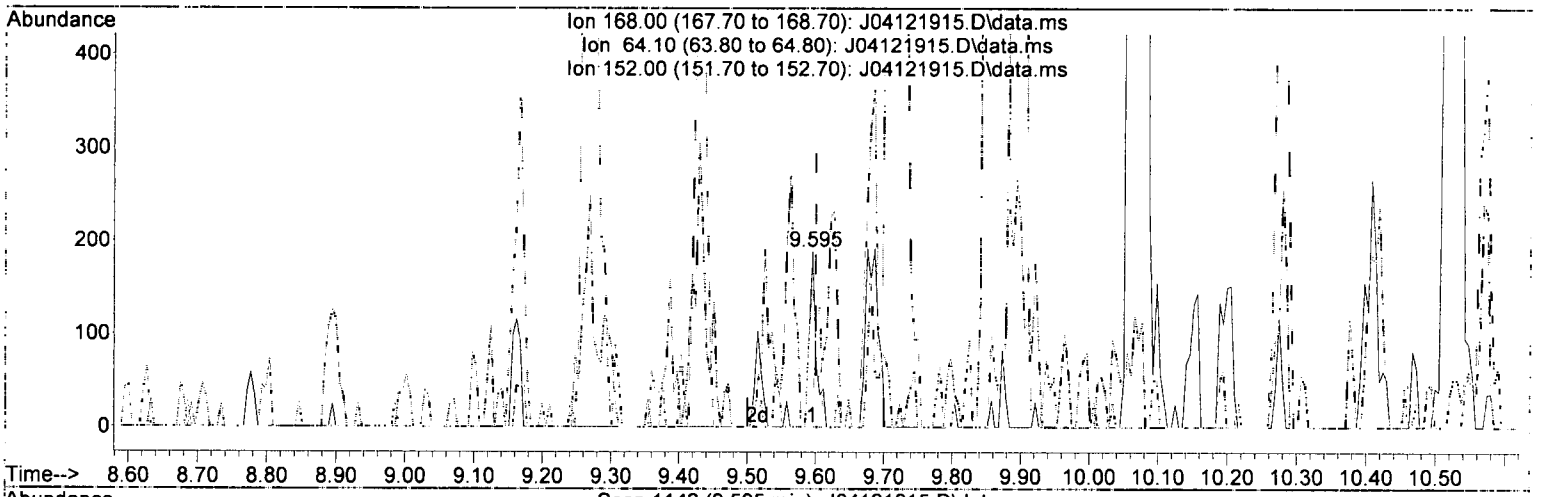

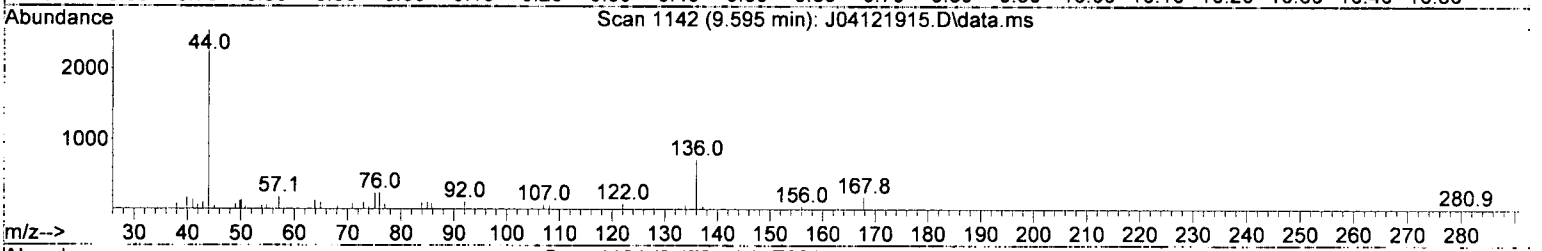

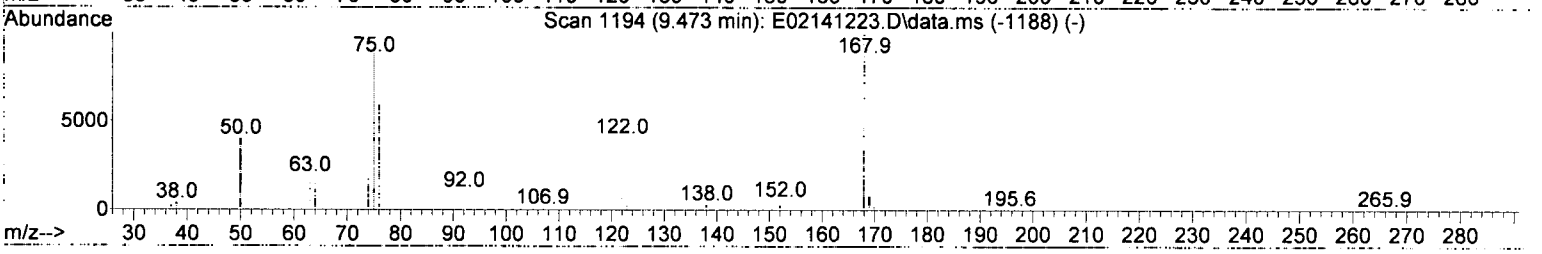

TIC: J04121915.D\data.ms

(46) 1,3-Dinitrobenzene (T)

9.595min (-0.005) 68.48 ng/ml

response 137

Ion	Exp%	Act%
168.00	100.00	100.00
64.10	29.70	80.42#
152.00	7.70	0.00
0.00	0.00	0.00

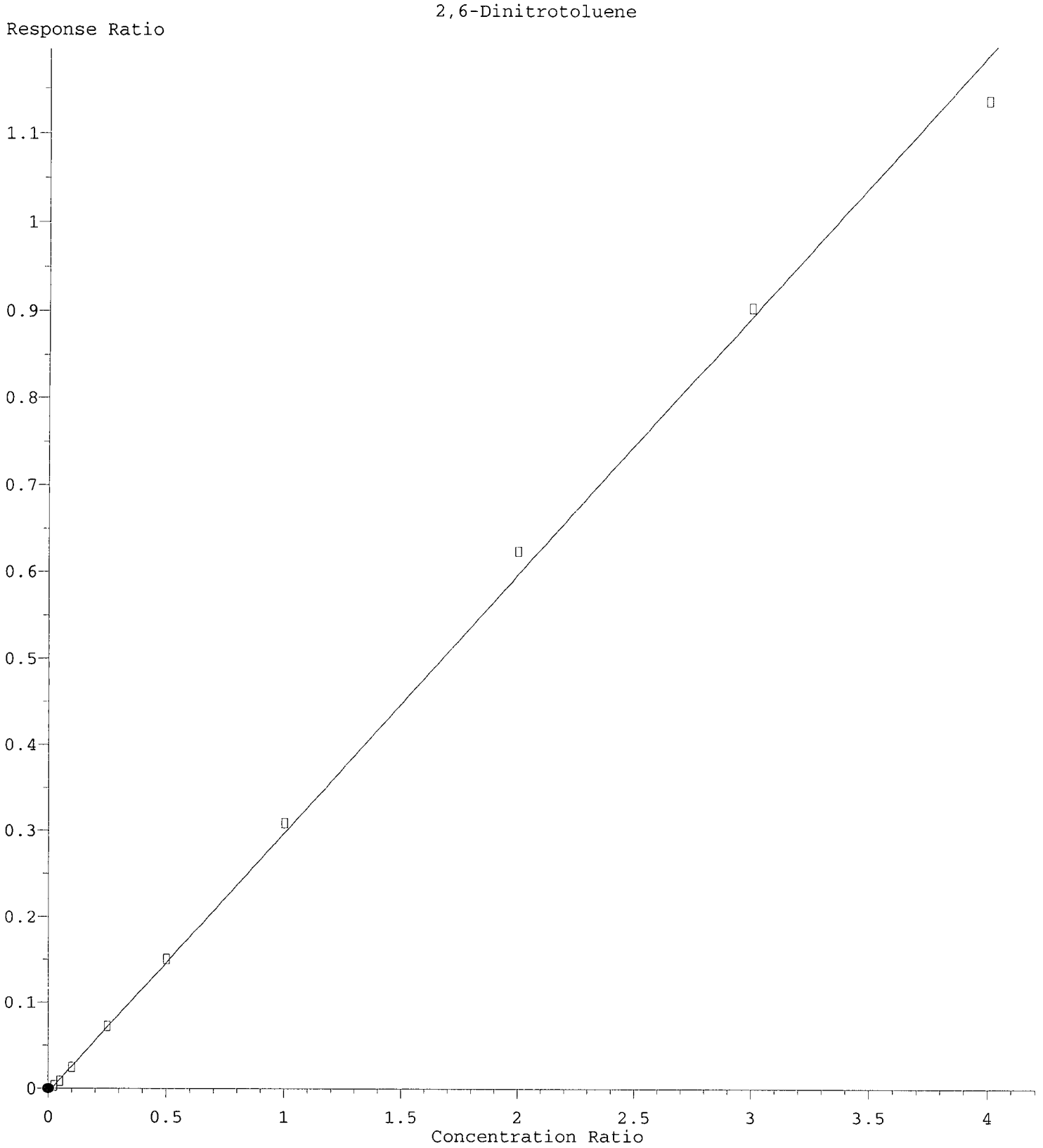

R = -1.37e-003 A*A + 3.04e-001 A - 4.94e-003
Coef of Det (r^2) = 0.995 Curve Fit: Quadratic w(1/a^2)
Method Name: C:\msdchem\1\methods\SV10_041219.M
Calibration Table Last Updated: Mon Apr 15 09:41:18 2019

Quantitation Report (Qedit)

Data Path : C:\msdchem\1\data\2019-04\9D12042\REQUANT\
Data File : J04121915.D
Acq On : 12 Apr 2019 6:51 pm
Operator : JK/ AMS/ DTH
Sample : 9D12042-CAL1
Misc : 1x, A19D053 BNA@20
ALS Vial : 3 Sample Multiplier: 1
DataAcq Meth:SV10_AQUISITION.M

Quant Time: Apr 15 11:33:28 2019
Quant Method : C:\msdchem\1\methods\SV10_041219.M
Quant Title : EPA 8270D: Semivolatile Organics
QLast Update : Mon Apr 15 09:10:15 2019
Response via : Initial Calibration
InstName : SV-GCMS10

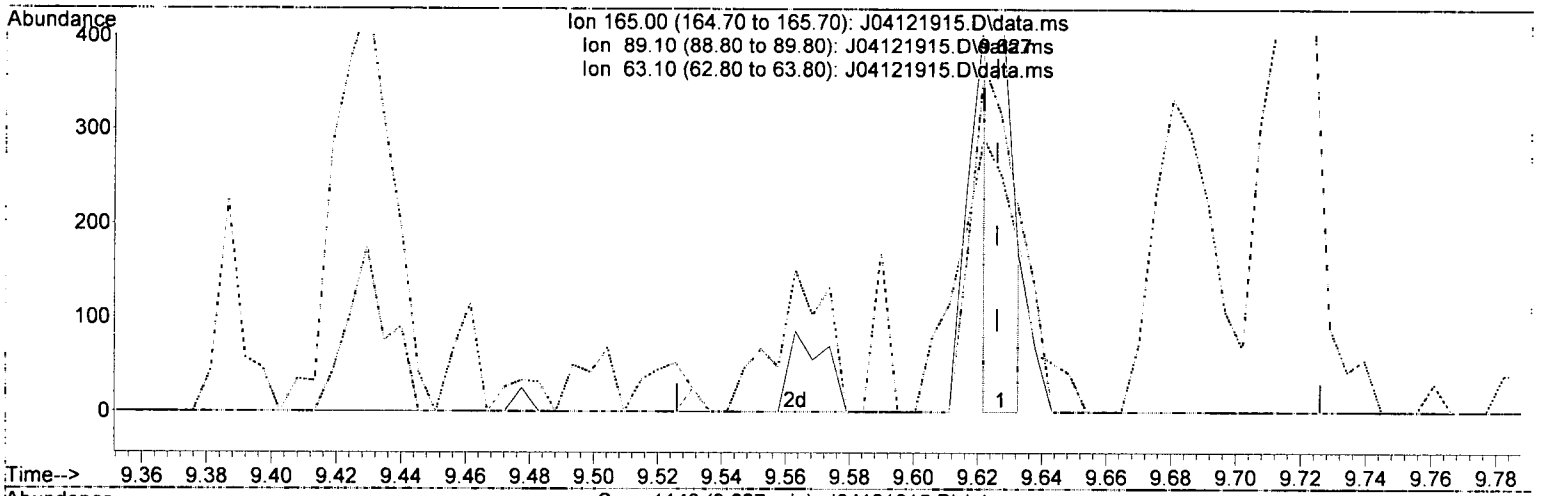

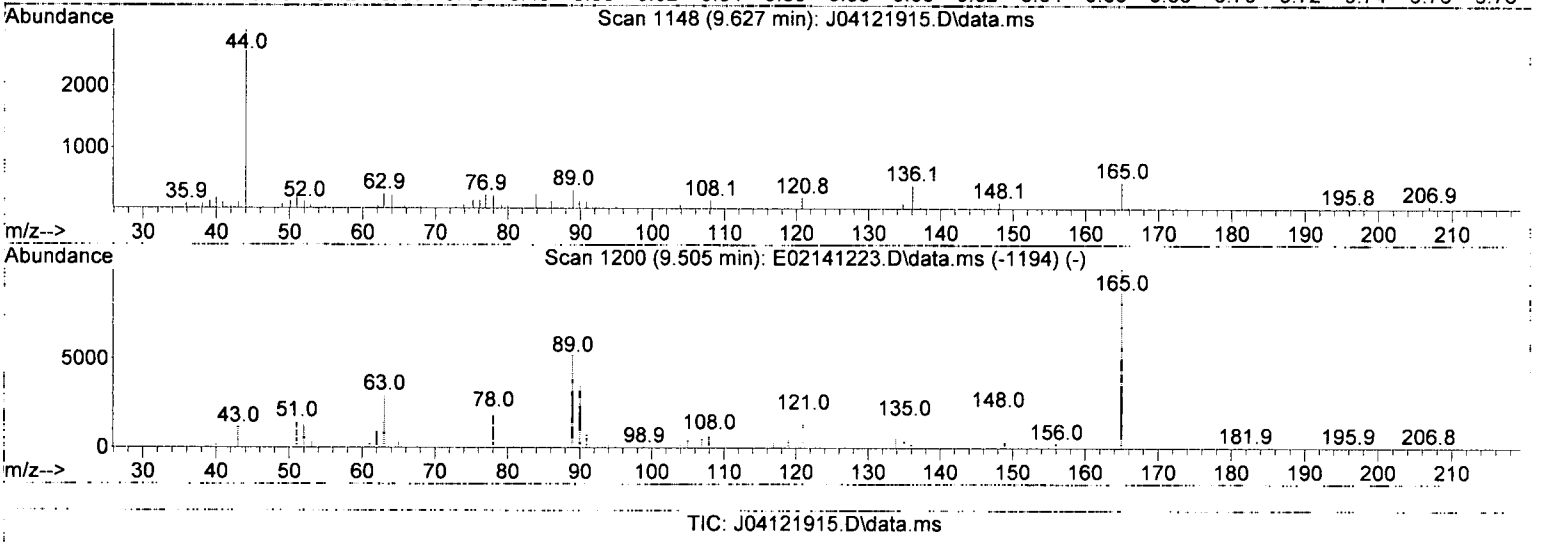

TIC: J04121915.D\data.ms

(47) 2,6-Dinitrotoluene (T)

9.627min (+ 0.001) 35.57 ng/ml m

response 197

Ion	Exp%	Act%
165.00	100.00	100.00
89.10	61.40	71.40
63.10	61.10	57.21
0.00	0.00	0.00

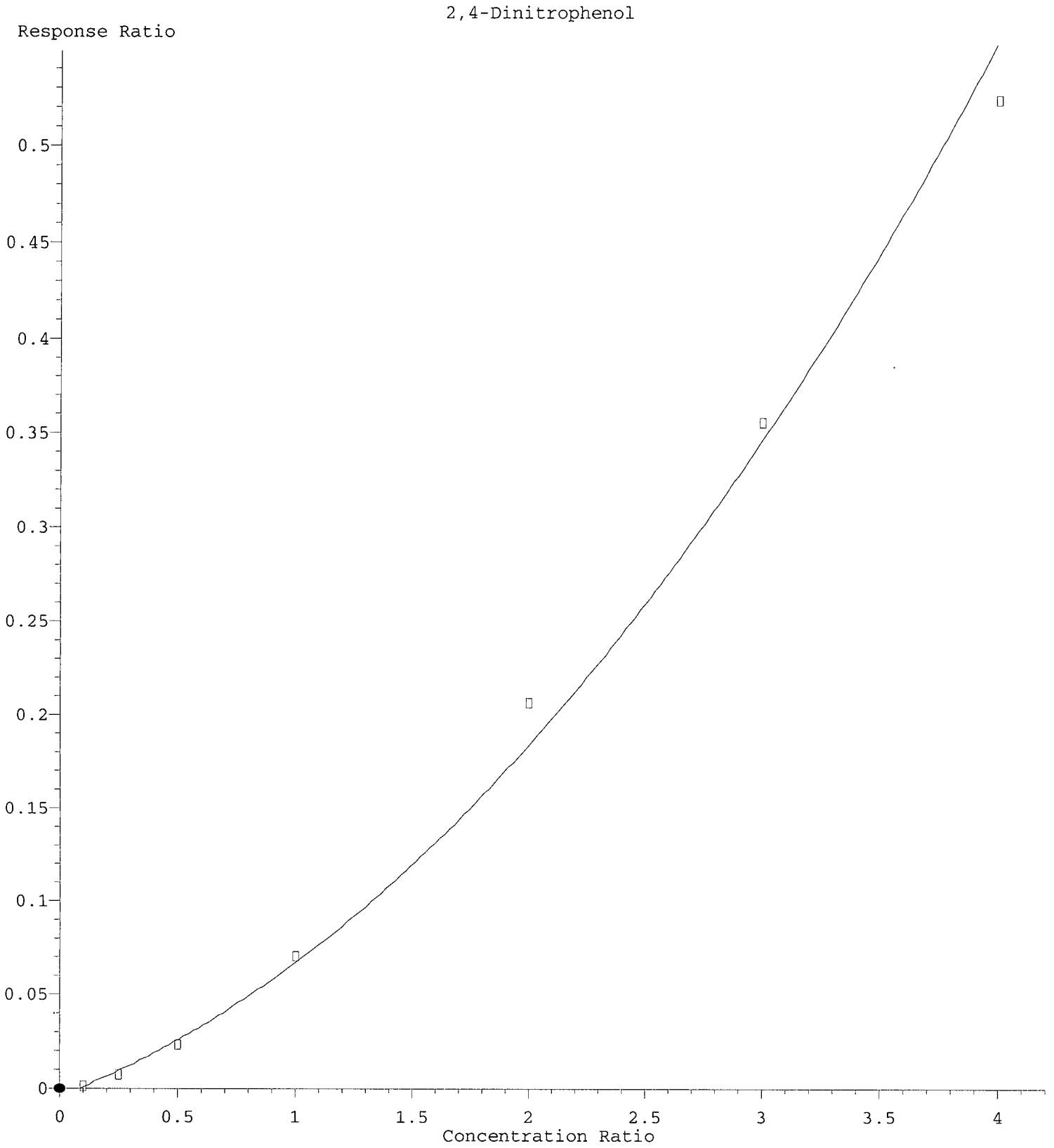

R = 2.28e-002 A*A + 4.83e-002 A - 4.04e-003
Coef of Det (r^2) = 0.993 Curve Fit: Quadratic w(1/a^2)
Method Name: C:\msdchem\1\methods\SV10_041219.M
Calibration Table Last Updated: Mon Apr 15 09:41:18 2019

Quantitation Report (Qedit)

Data Path : C:\msdchem\1\data\2019-04\9D12042\REQUANT\
Data File : J04121915.D
Acq On : 12 Apr 2019 6:51 pm
Operator : JK/ AMS/ DTH
Sample : 9D12042-CAL1
Misc : 1x, A19D053 BNA@20
ALS Vial : 3 Sample Multiplier: 1
DataAcq Meth:SV10_AQUISITION.M

Quant Time: Apr 15 11:33:28 2019
Quant Method : C:\msdchem\1\methods\SV10_041219.M
Quant Title : EPA 8270D: Semivolatile Organics
QLast Update : Mon Apr 15 09:10:15 2019
Response via : Initial Calibration
InstName : SV-GCMS10

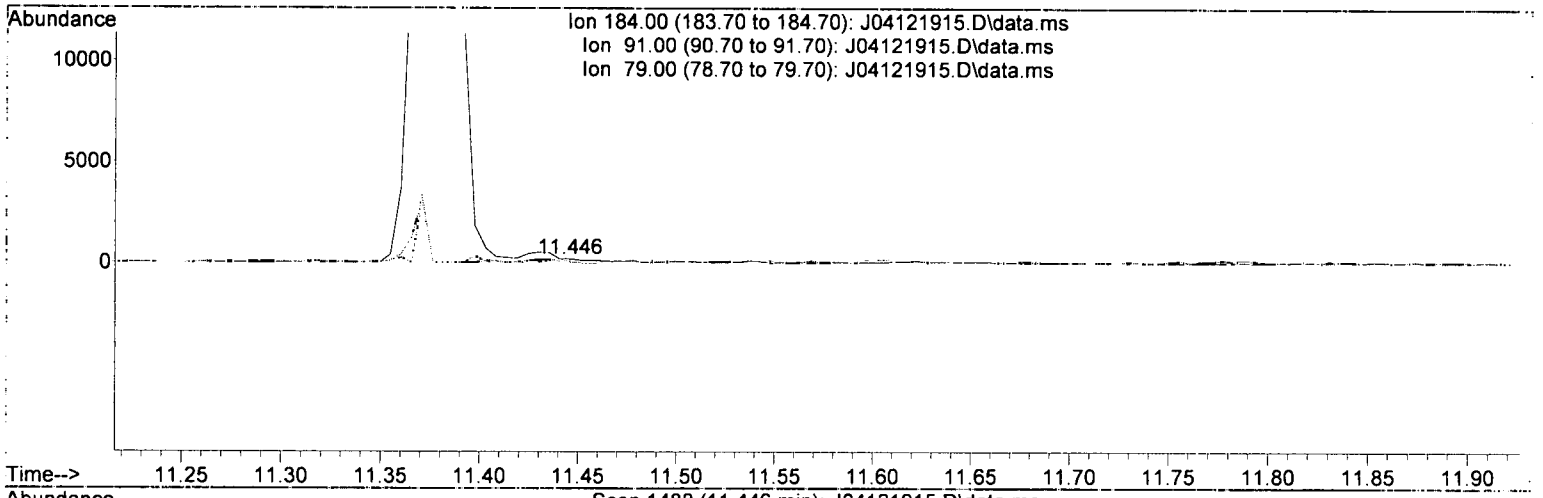

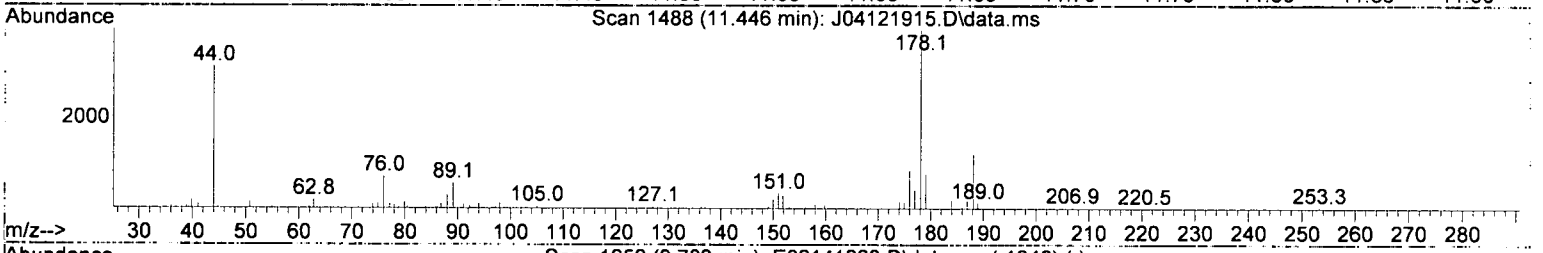

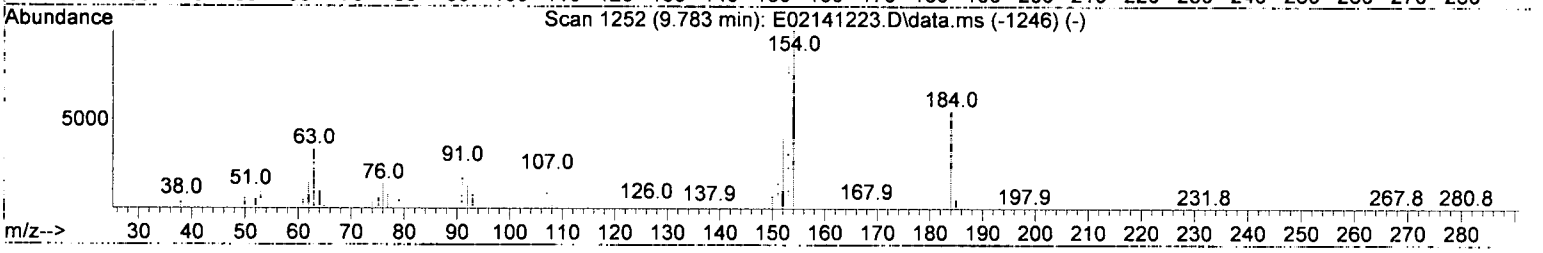

TIC: J04121915.D\data.ms

(52) 2,4-Dinitrophenol (T)

11.446min (+ 1.541) 172.30 ng/ml m

response 122

Ion	Exp%	Act%
184.00	100.00	100.00
91.00	53.50	54.17
79.00	32.30	18.75
0.00	0.00	0.00

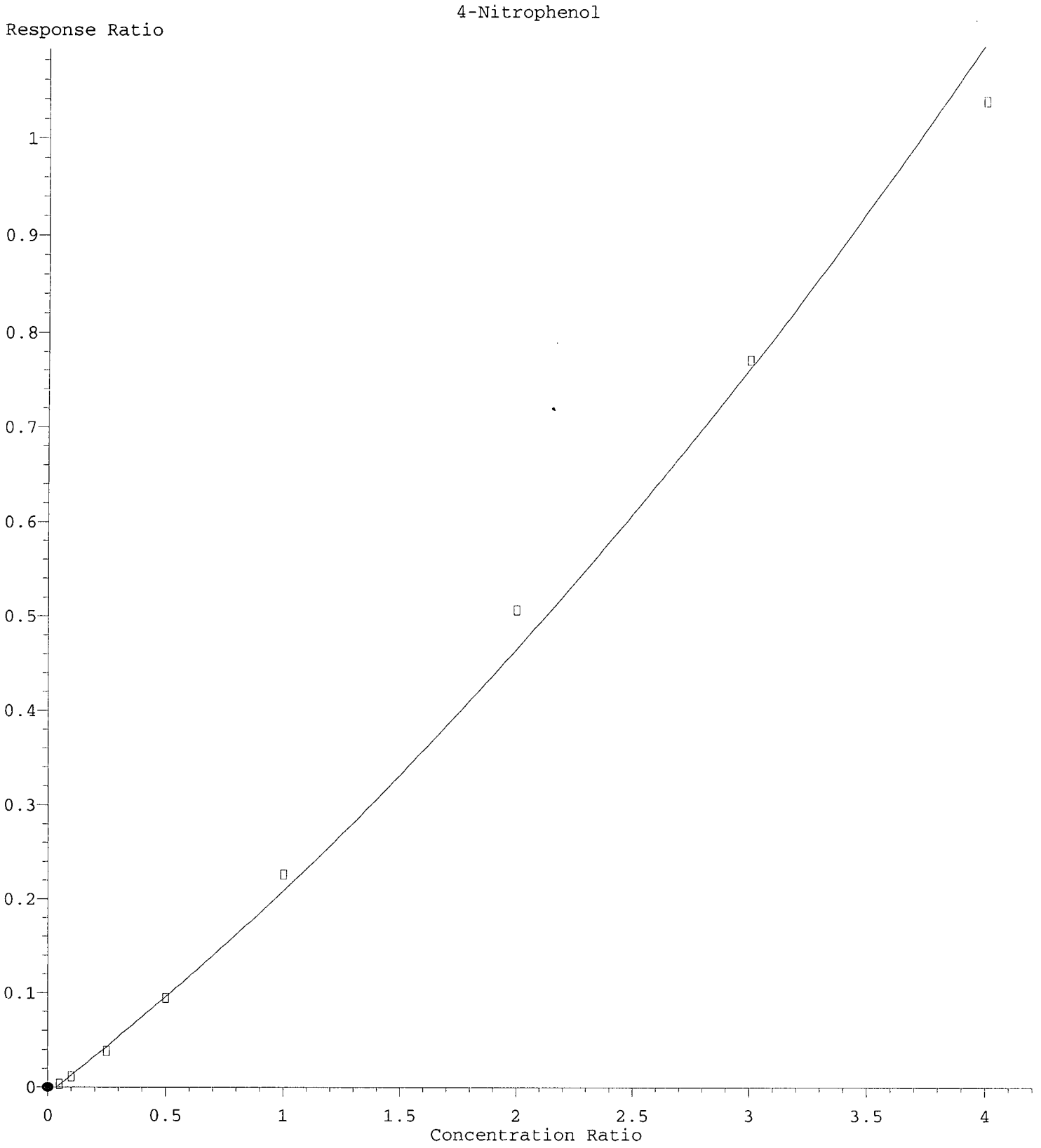

R = 2.02e-002 A*A + 1.96e-001 A - 7.20e-003
Coef of Det (r^2) = 0.995 Curve Fit: Quadratic w(1/a^2)
Method Name: C:\msdchem\1\methods\SV10_041219.M
Calibration Table Last Updated: Mon Apr 15 09:41:18 2019

Quantitation Report (Qedit)

Data Path : C:\msdchem\1\data\2019-04\9D12042\REQUANT\
Data File : J04121915.D
Acq On : 12 Apr 2019 6:51 pm
Operator : JK/ AMS/ DTH
Sample : 9D12042-CAL1
Misc : 1x, A19D053 BNA@20
ALS Vial : 3 Sample Multiplier: 1
DataAcq Meth:SV10_AQUISITION.M

Quant Time: Apr 15 11:33:28 2019
Quant Method : C:\msdchem\1\methods\SV10_041219.M
Quant Title : EPA 8270D: Semivolatile Organics
QLast Update : Mon Apr 15 09:10:15 2019
Response via : Initial Calibration
InstName : SV-GCMS10

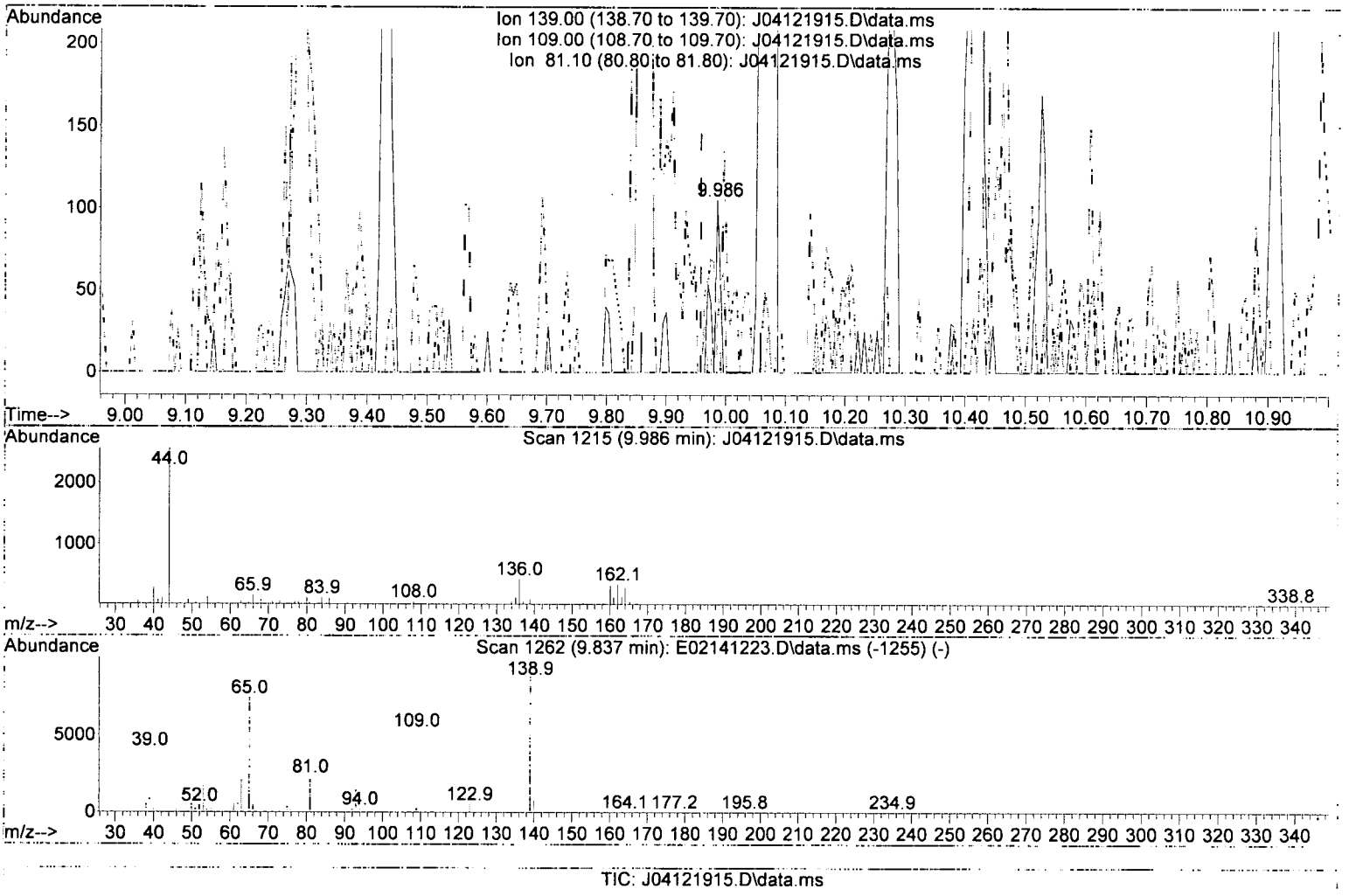

TIC: J04121915.D\data.ms

(53) 4-Nitrophenol (T)

9.986min (+ 0.028) 75.67 ng/ml m

response 103

Ion	Exp%	Act%
139.00	100.00	100.00
109.00	64.20	26.67#
81.10	30.90	0.00#
0.00	0.00	0.00

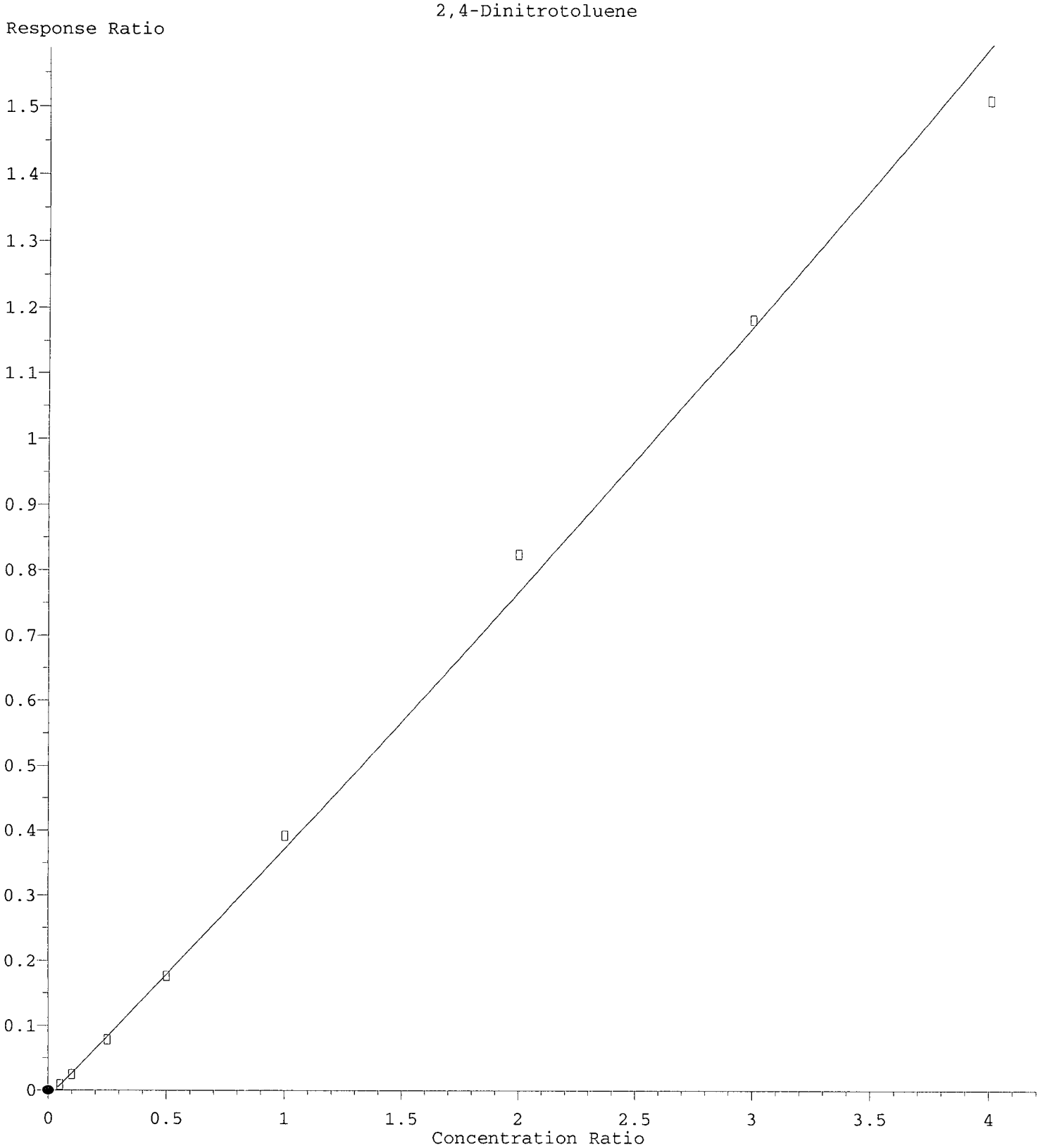

R = 5.63e-003 A*A + 3.78e-001 A - 1.14e-002
Coef of Det (r^2) = 0.997 Curve Fit: Quadratic w(1/a^2)
Method Name: C:\msdchem\1\methods\SV10_041219.M
Calibration Table Last Updated: Mon Apr 15 09:41:18 2019

Quantitation Report (Qedit)

Data Path : C:\msdchem\1\data\2019-04\9D12042\REQUANT\
Data File : J04121915.D
Acq On : 12 Apr 2019 6:51 pm
Operator : JK/ AMS/ DTH
Sample : 9D12042-CAL1
Misc : 1x, A19D053 BNA@20
ALS Vial : 3 Sample Multiplier: 1
DataAcq Meth:SV10_AQUISITION.M

Quant Time: Apr 15 11:33:28 2019
Quant Method : C:\msdchem\1\methods\SV10_041219.M
Quant Title : EPA 8270D: Semivolatile Organics
QLast Update : Mon Apr 15 09:10:15 2019
Response via : Initial Calibration
InstName : SV-GCMS10

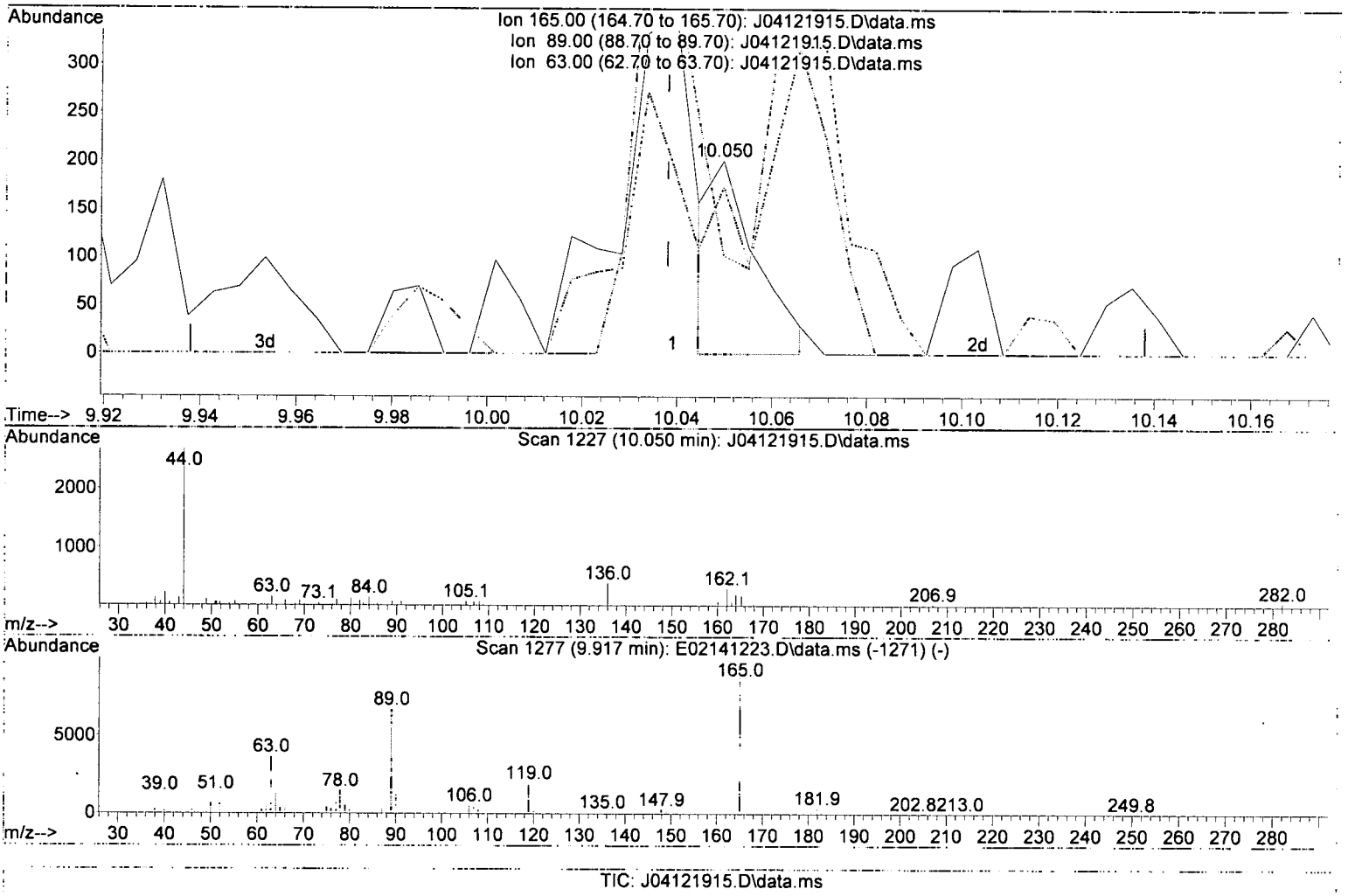

TIC: J04121915.D\data.ms

(54) 2,4-Dinitrotoluene (T)

10.050min (+ 0.012) 61.75 ng/ml m

response 130

Ion	Exp%	Act%
165.00	100.00	100.00
89.00	80.10	50.75
63.00	47.20	86.57#
0.00	0.00	0.00

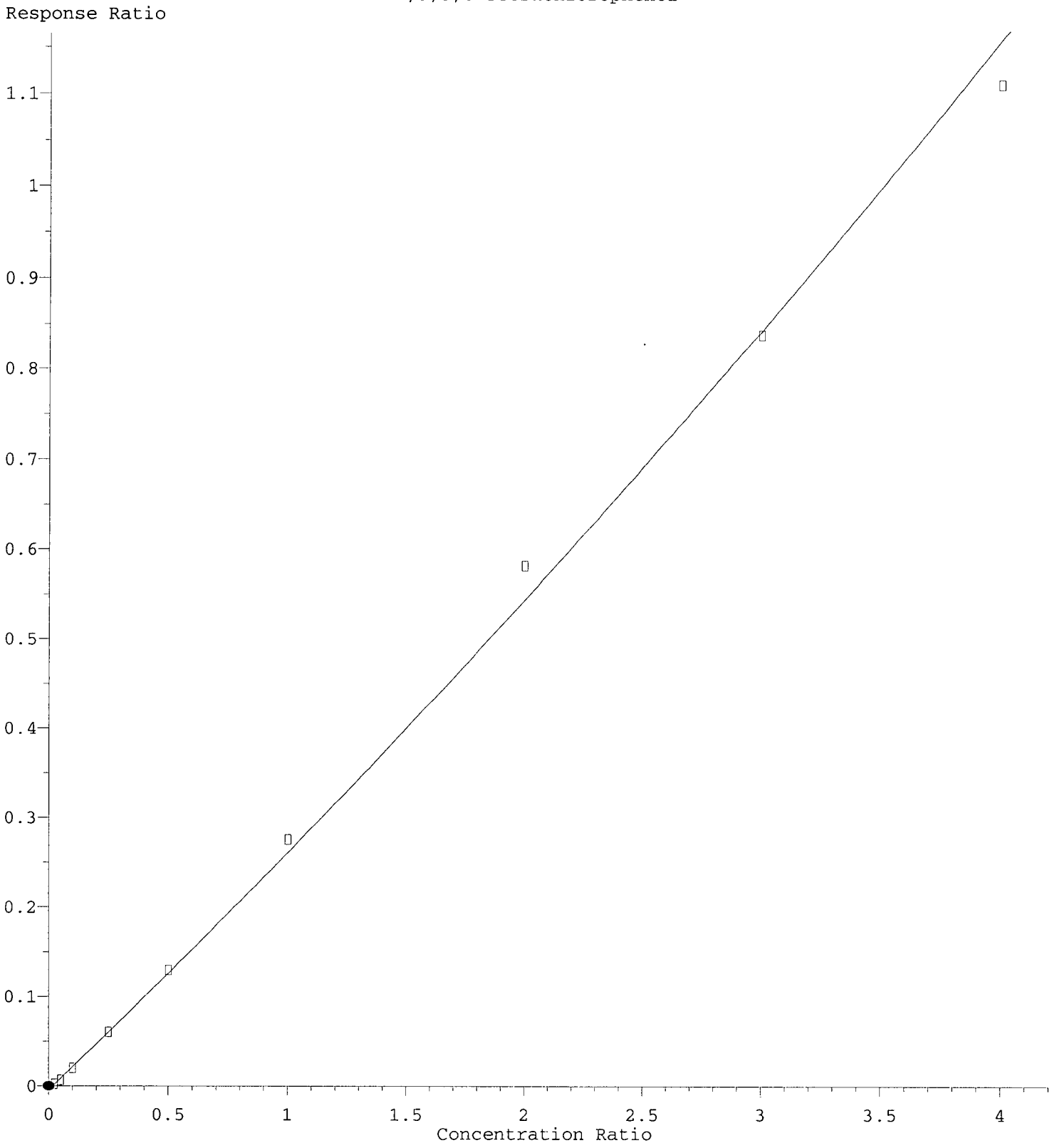

R = 8.29e-003 A*A + 2.57e-001 A - 4.50e-003
Coef of Det (r^2) = 0.995 Curve Fit: Quadratic w(1/a^2)
Method Name: C:\msdchem\1\methods\SV10_041219.M
Calibration Table Last Updated: Mon Apr 15 09:41:18 2019

Quantitation Report (Qedit)

Data Path : C:\msdchem\1\data\2019-04\9D12042\REQUANT\
Data File : J04121915.D
Acq On : 12 Apr 2019 6:51 pm
Operator : JK/ AMS/ DTH
Sample : 9D12042-CAL1
Misc : 1x, A19D053 BNA@20
ALS Vial : 3 Sample Multiplier: 1
DataAcq Meth:SV10_AQUISITION.M

Quant Time: Apr 15 11:33:28 2019
Quant Method : C:\msdchem\1\methods\SV10_041219.M
Quant Title : EPA 8270D: Semivolatile Organics
QLast Update : Mon Apr 15 09:10:15 2019
Response via : Initial Calibration
InstName : SV-GCMS10

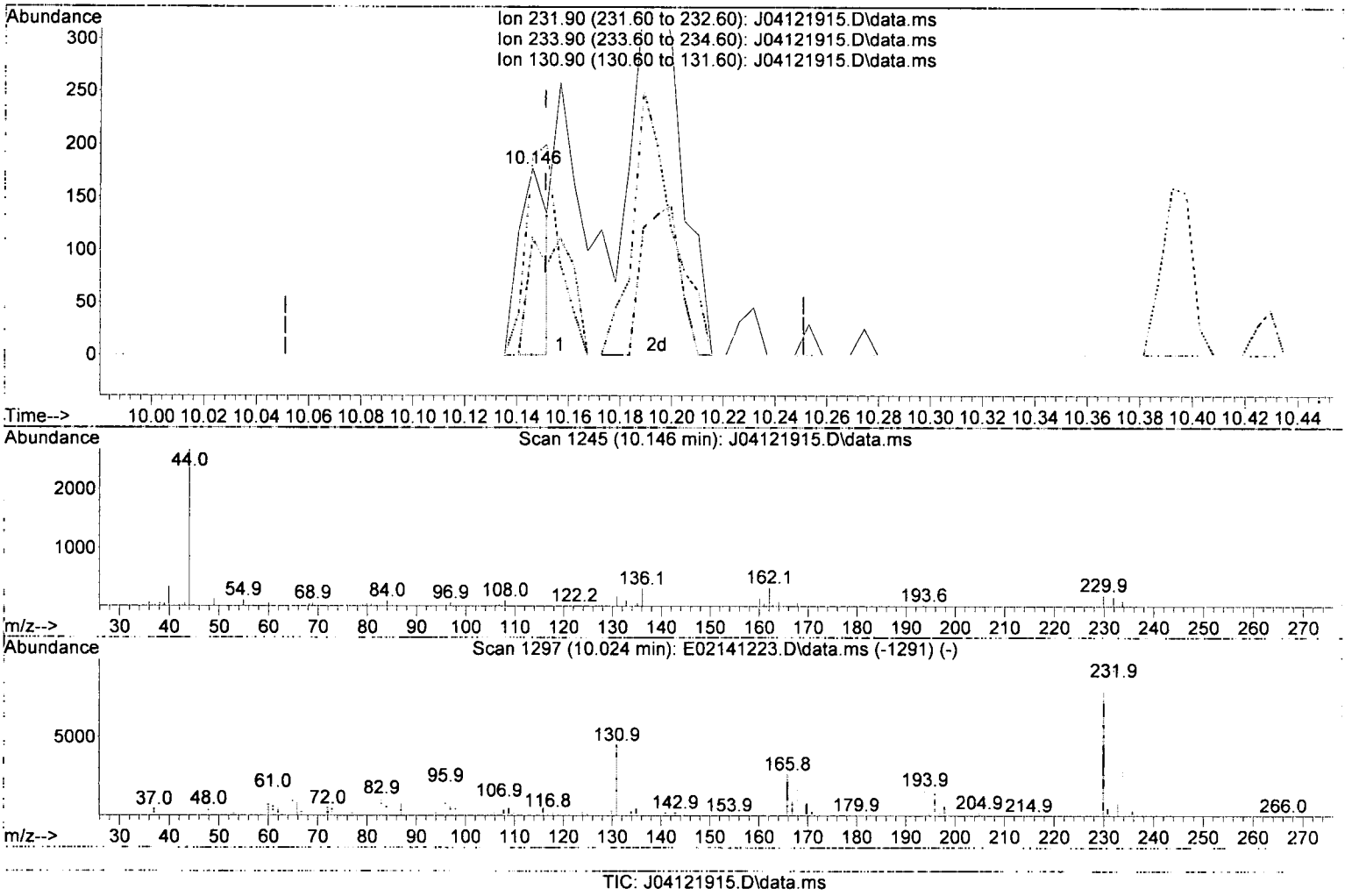

TIC: J04121915.D\data.ms

(56) 2,3,5,6-Tetrachlorophenol (T)

10.146min (-0.005) 37.50 ng/ml m

response 138

Ion	Exp%	Act%
231.90	100.00	100.00
233.90	49.20	62.71
130.90	53.00	106.21#
0.00	0.00	0.00

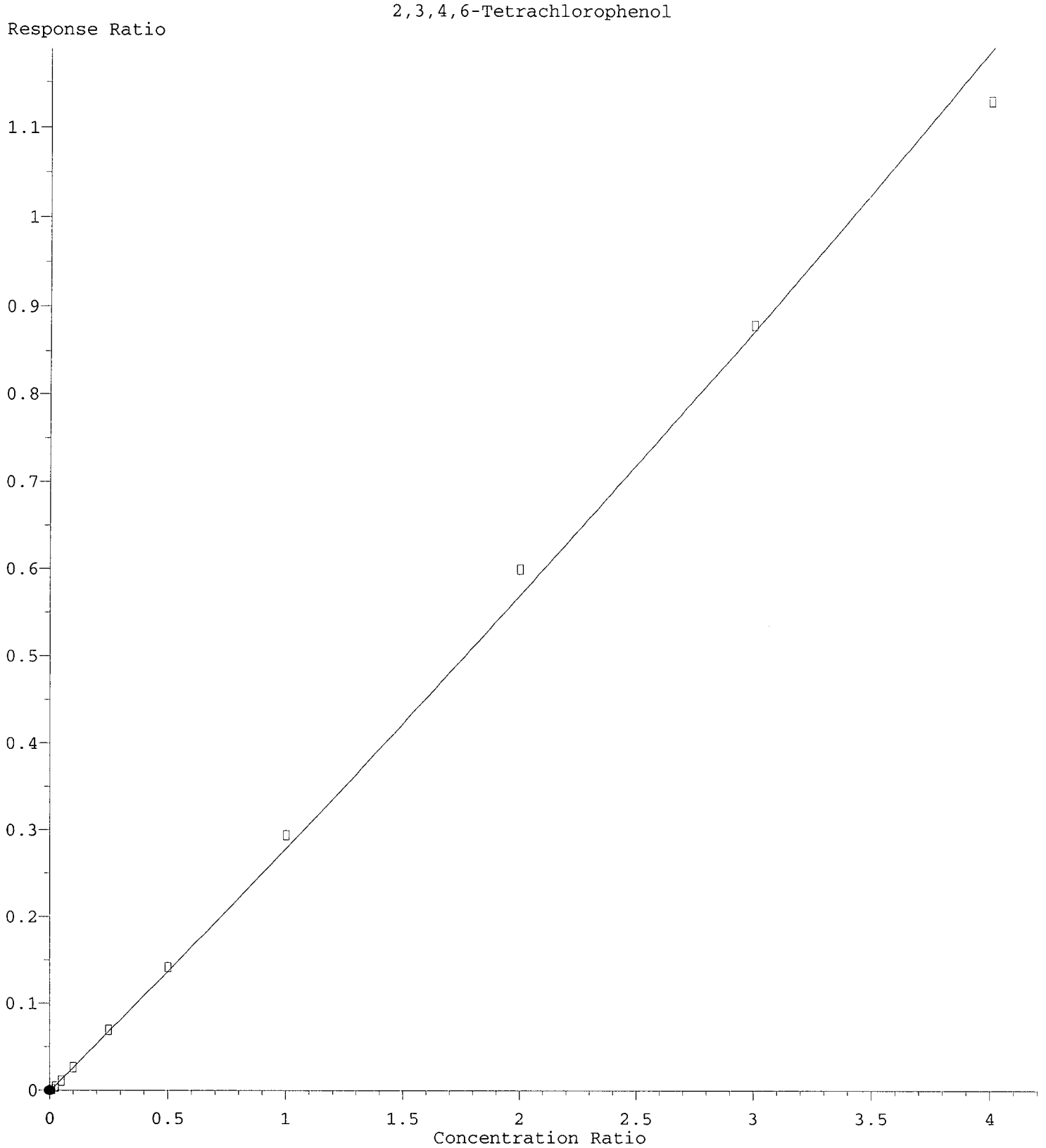

R = 5.62e-003 A*A + 2.75e-001 A - 1.81e-003
Coef of Det (r^2) = 0.996 Curve Fit: Quadratic w(1/a^2)
Method Name: C:\msdchem\1\methods\SV10_041219.M
Calibration Table Last Updated: Mon Apr 15 09:41:18 2019

Quantitation Report (Qedit)

Data Path : C:\msdchem\1\data\2019-04\9D12042\REQUANT\
Data File : J04121915.D
Acq On : 12 Apr 2019 6:51 pm
Operator : JK/ AMS/ DTH
Sample : 9D12042-CAL1
Misc : 1x, A19D053 BNA@20
ALS Vial : 3 Sample Multiplier: 1
DataAcq Meth:SV10_AQUISITION.M

Quant Time: Apr 15 11:33:28 2019
Quant Method : C:\msdchem\1\methods\SV10_041219.M
Quant Title : EPA 8270D: Semivolatile Organics
QLast Update : Mon Apr 15 09:10:15 2019
Response via : Initial Calibration
InstName : SV-GCMS10

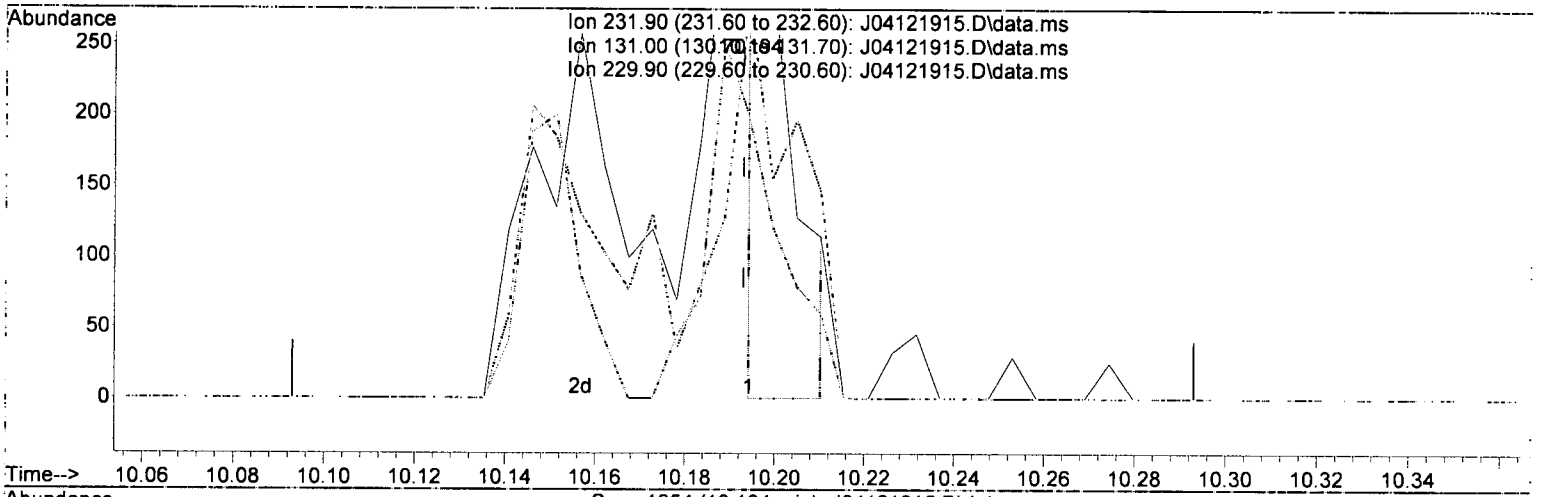

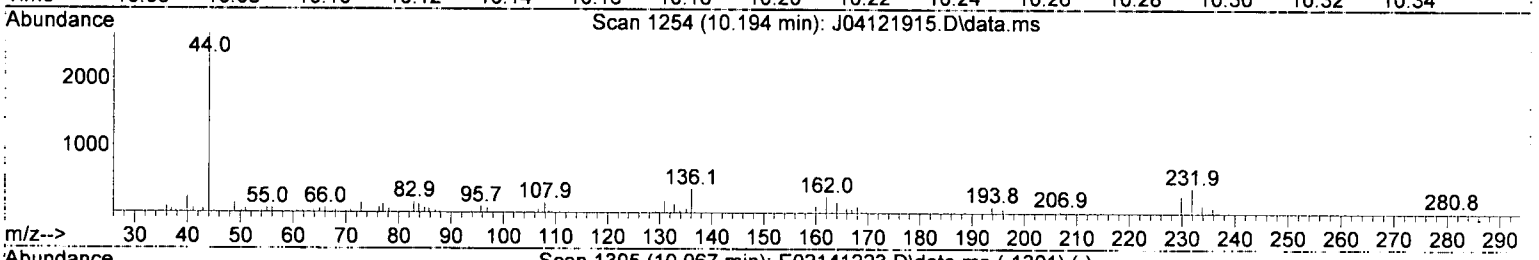

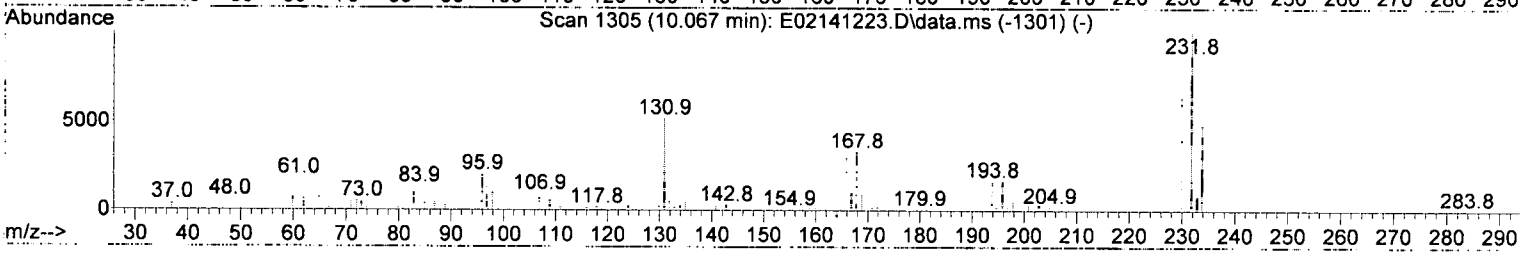

TIC: J04121915.D\data.ms

(57) 2,3,4,6-Tetrachlorophenol (T)

10.194min (+ 0.001) 16.14 ng/ml m

response 173

Ion	Exp%	Act%
231.90	100.00	100.00
131.00	63.10	51.03
229.90	78.40	72.05
0.00	0.00	0.00

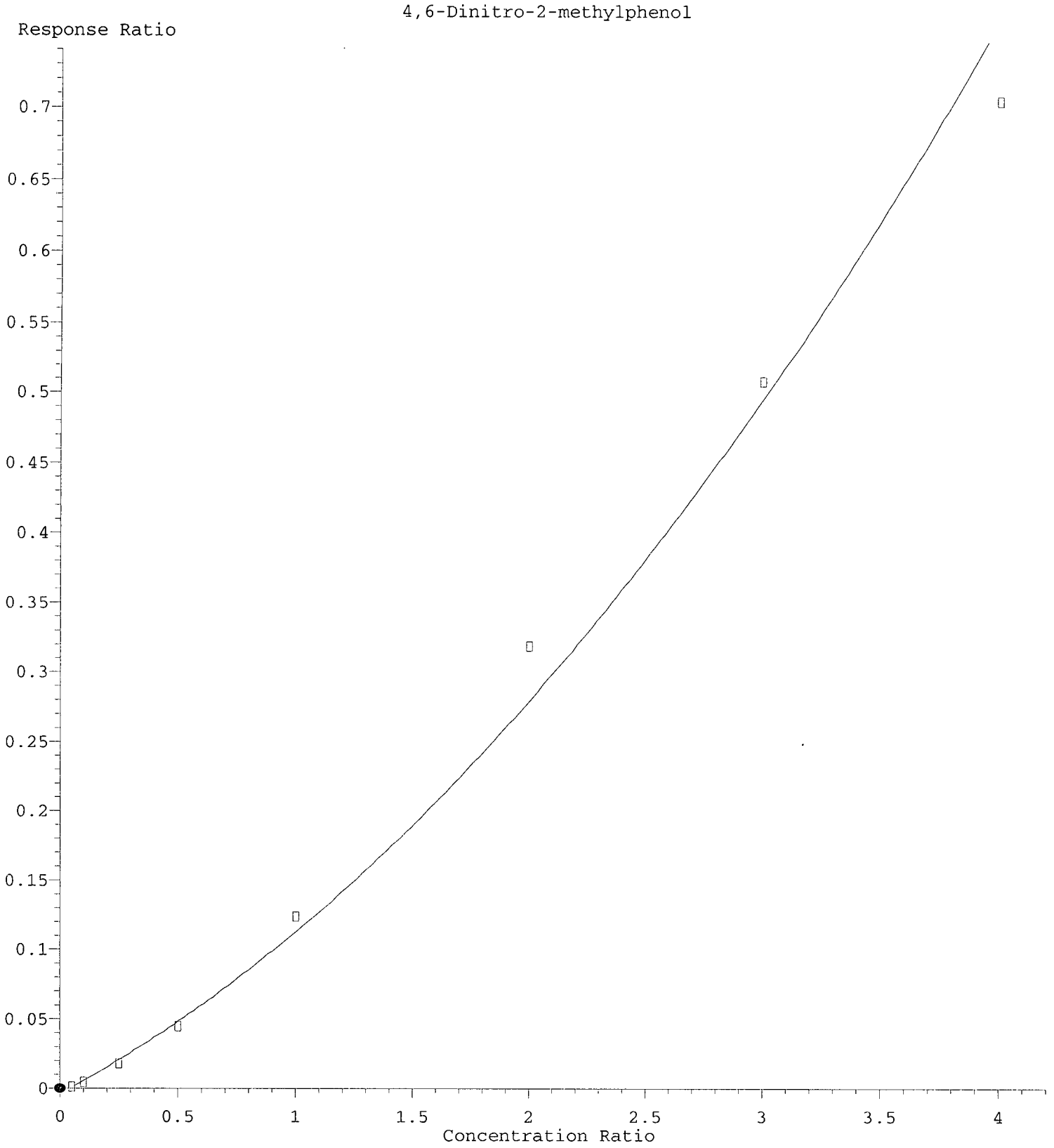

R = 2.48e-002 A*A + 9.20e-002 A - 3.92e-003
Coef of Det (r^2) = 0.991 Curve Fit: Quadratic w(1/a^2)
Method Name: C:\msdchem\1\methods\SV10_041219.M
Calibration Table Last Updated: Mon Apr 15 09:41:18 2019

Quantitation Report (Qedit)

Data Path : C:\msdchem\1\data\2019-04\9D12042\REQUANT\
Data File : J04121915.D
Acq On : 12 Apr 2019 6:51 pm
Operator : JK/ AMS/ DTH
Sample : 9D12042-CAL1
Misc : 1x, A19D053 BNA@20
ALS Vial : 3 Sample Multiplier: 1
DataAcq Meth:SV10_AQUISITION.M

Quant Time: Apr 15 11:33:28 2019
Quant Method : C:\msdchem\1\methods\SV10_041219.M
Quant Title : EPA 8270D: Semivolatile Organics
QLast Update : Mon Apr 15 09:10:15 2019
Response via : Initial Calibration
InstName : SV-GCMS10

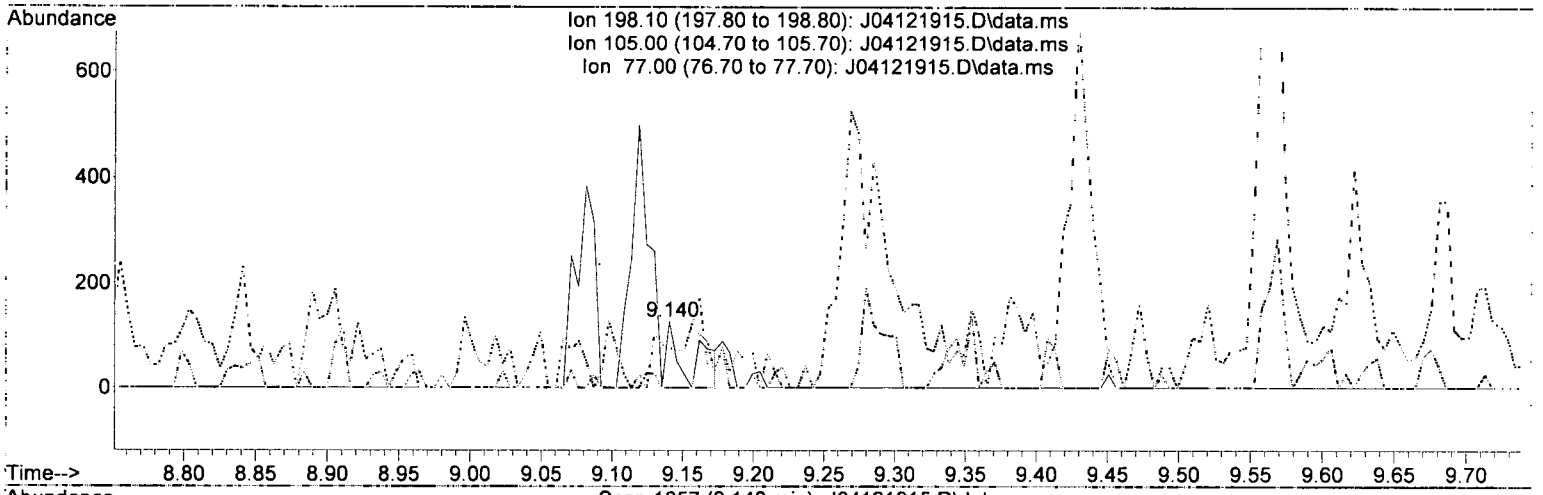

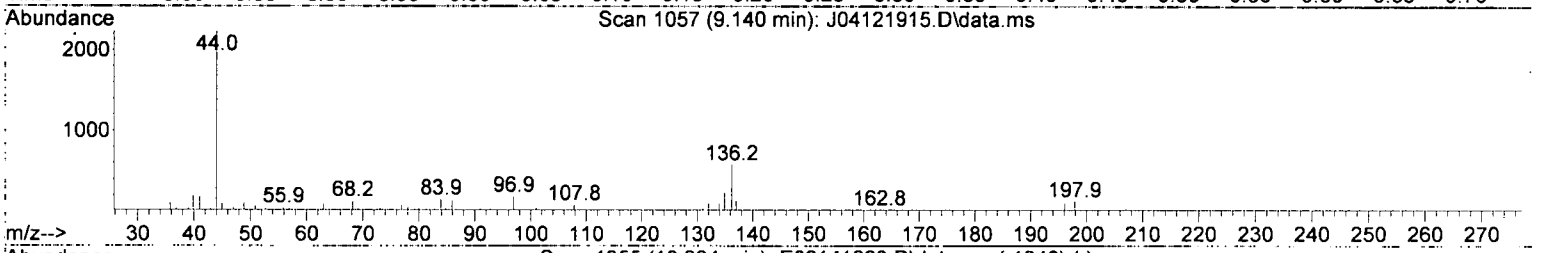

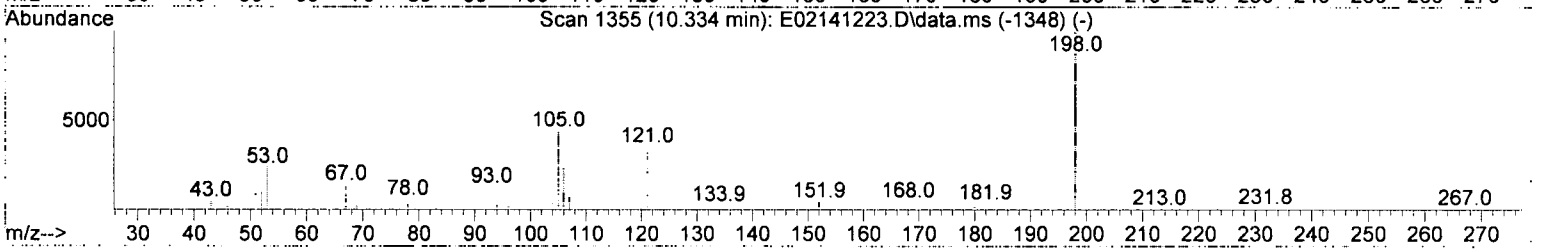

TIC: J04121915.D\data.ms

(63) 4,6-Dinitro-2-methylphenol (T)

9.140min (-1.321) 91.21 ng/ml m ✓

response 140

Ion	Exp%	Act%
198.10	100.00	100.00
105.00	58.40	0.00#
77.00	31.80	61.11
0.00	0.00	0.00

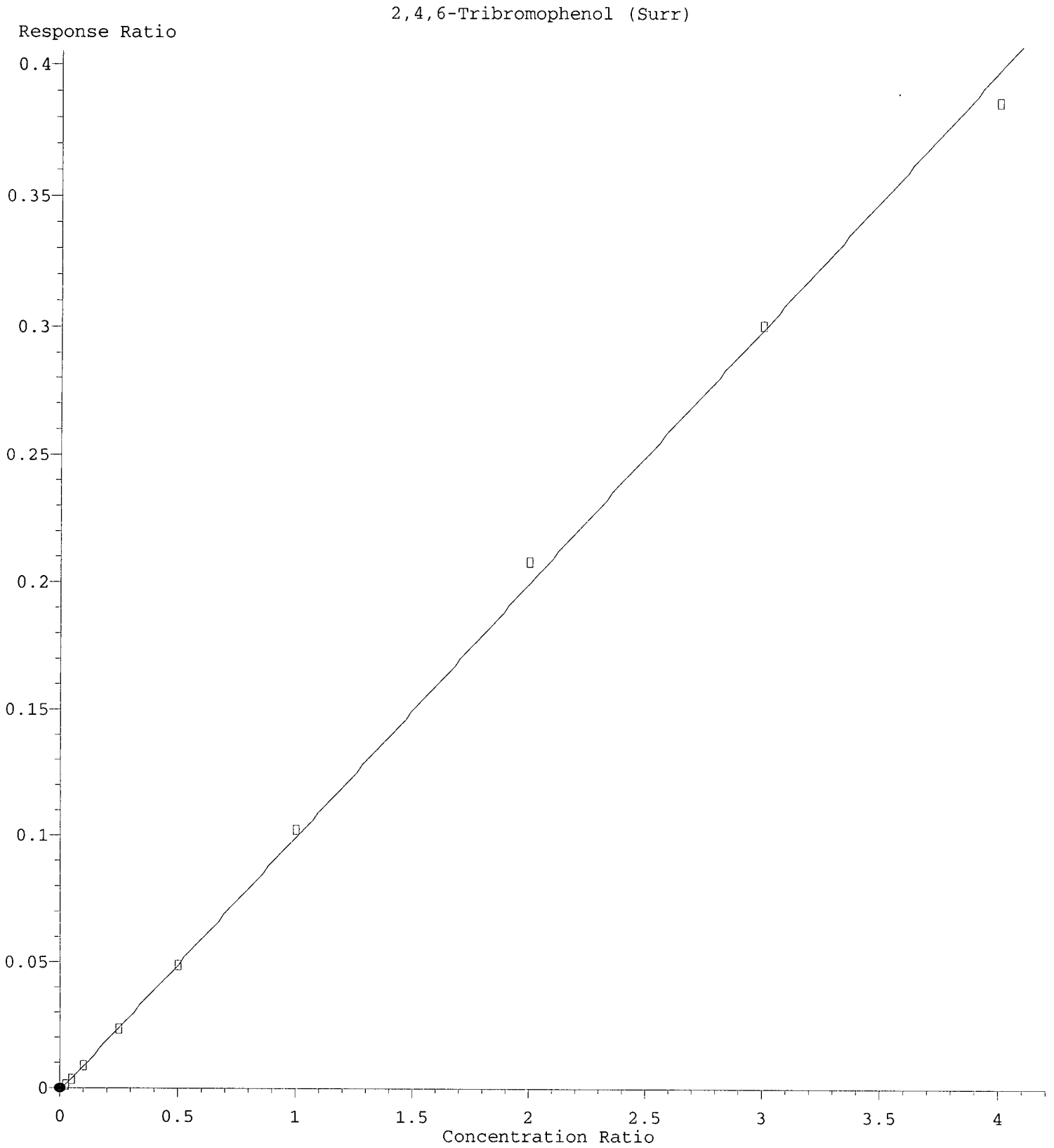

R = -3.14e-004 A*A + 1.01e-001 A - 1.36e-003
Coef of Det (r^2) = 0.999 Curve Fit: Quadratic w(1/a^2)
Method Name: C:\msdchem\1\methods\5970_041219.M
Calibration Table Last Updated: Mon Apr 15 09:41:18 2019

Quantitation Report (Qedit)

Data Path : C:\msdchem\1\data\2019-04\9D12042\REQUANT\
Data File : J04121915.D
Acq On : 12 Apr 2019 6:51 pm
Operator : JK/ AMS/ DTH
Sample : 9D12042-CAL1
Misc : 1x, A19D053 BNA@20
ALS Vial : 3 Sample Multiplier: 1
DataAcq Meth:SV10_AQUISITION.M

Quant Time: Apr 15 11:33:28 2019
Quant Method : C:\msdchem\1\methods\SV10_041219.M
Quant Title : EPA 8270D: Semivolatile Organics
QLast Update : Mon Apr 15 09:10:15 2019
Response via : Initial Calibration
InstName : SV-GCMS10

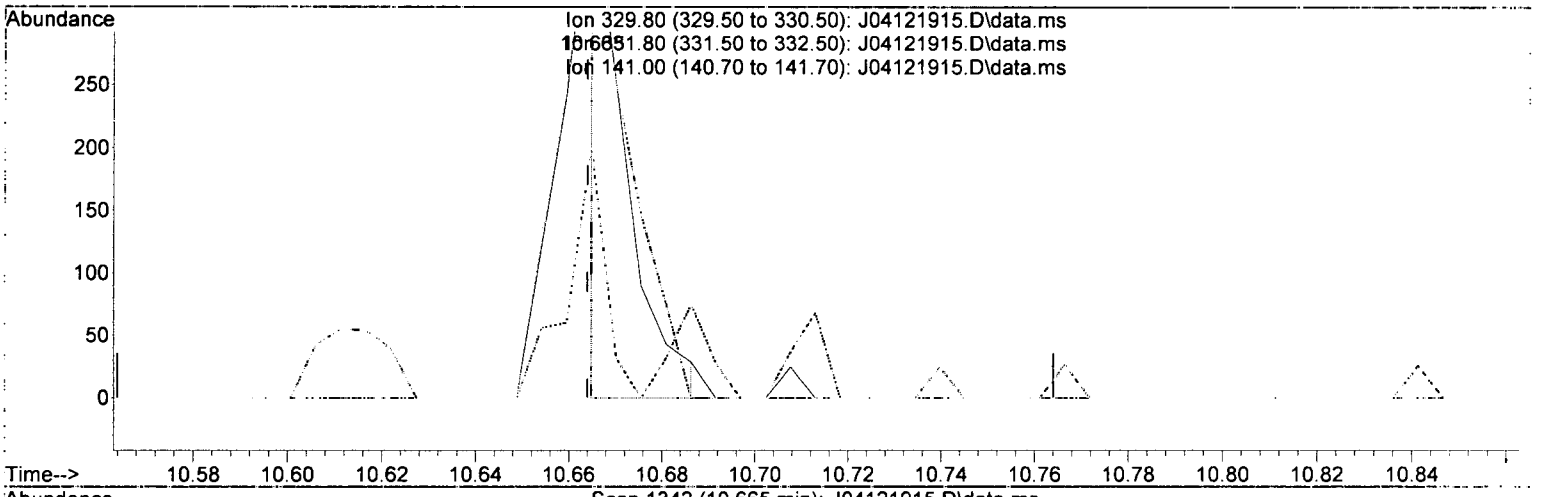

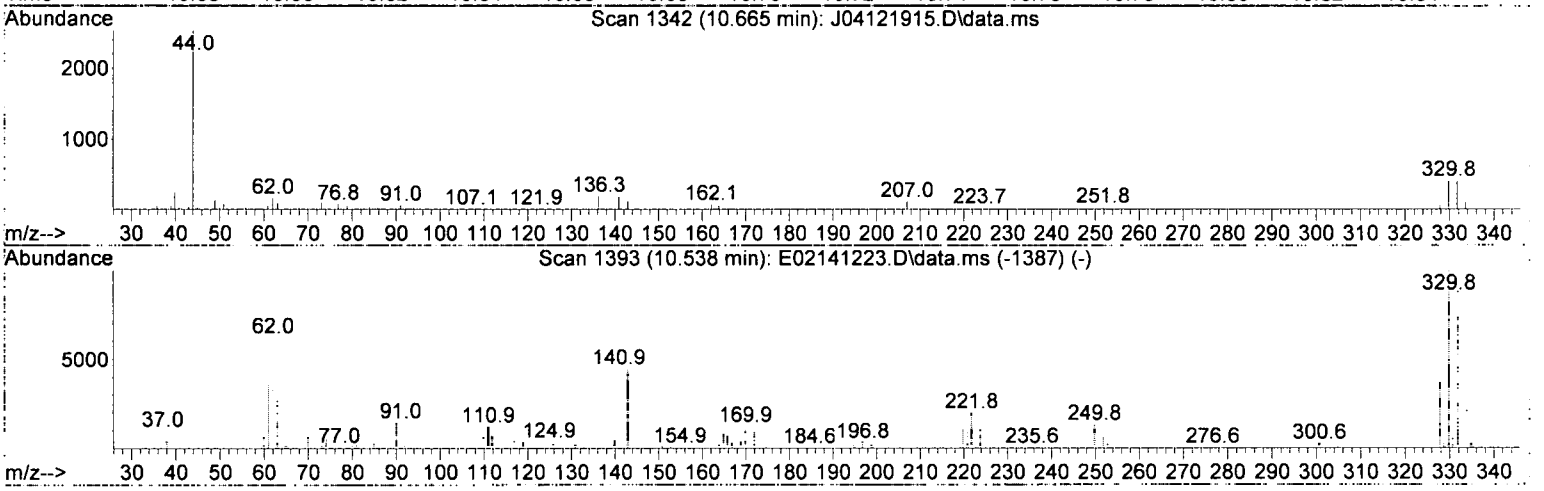

TIC: J04121915.D\data.ms

(67) 2,4,6-Tribromophenol (Surr) (S)

10.665min (+ 0.001) 30.67 ng/ml m

response 132

Ion	Exp%	Act%
329.80	100.00	100.00
331.80	95.30	97.88
141.00	47.50	47.17
0.00	0.00	0.00

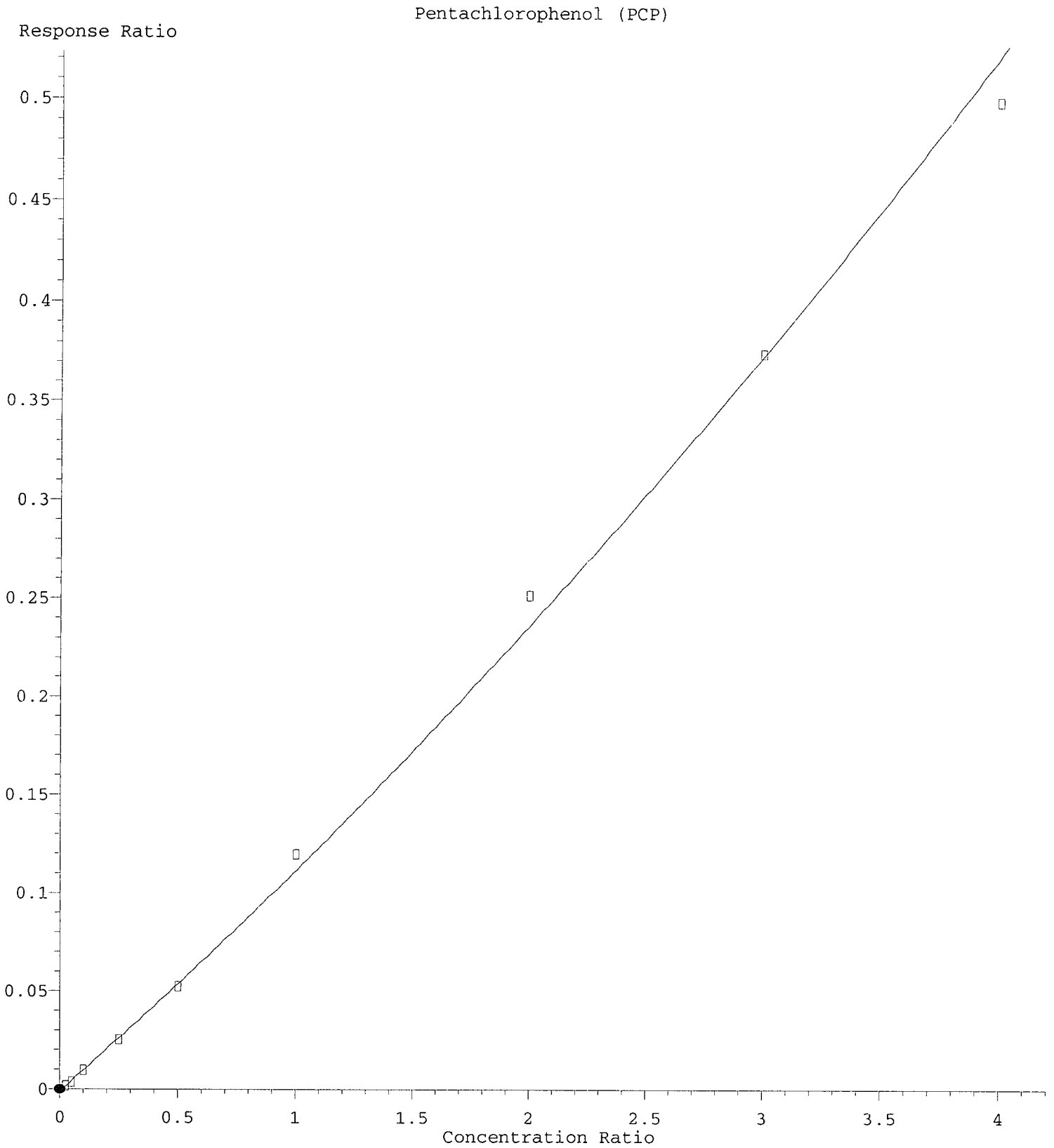

R = 5.98e-003 A*A + 1.07e-001 A - 1.11e-003
Coef of Det (r^2) = 0.996 Curve Fit: Quadratic w(1/a^2)
Method Name: C:\msdchem\1\methods\SV10_041219.M
Calibration Table Last Updated: Mon Apr 15 09:41:18 2019

Quantitation Report (Qedit)

Data Path : C:\msdchem\1\data\2019-04\9D12042\REQUANT\
Data File : J04121915.D
Acq On : 12 Apr 2019 6:51 pm
Operator : JK/ AMS/ DTH
Sample : 9D12042-CAL1
Misc : 1x, A19D053 BNA@20
ALS Vial : 3 Sample Multiplier: 1
DataAcq Meth:SV10_AQUISITION.M

Quant Time: Apr 15 11:33:28 2019
Quant Method : C:\msdchem\1\methods\SV10_041219.M
Quant Title : EPA 8270D: Semivolatile Organics
QLast Update : Mon Apr 15 09:10:15 2019
Response via : Initial Calibration
InstName : SV-GCMS10

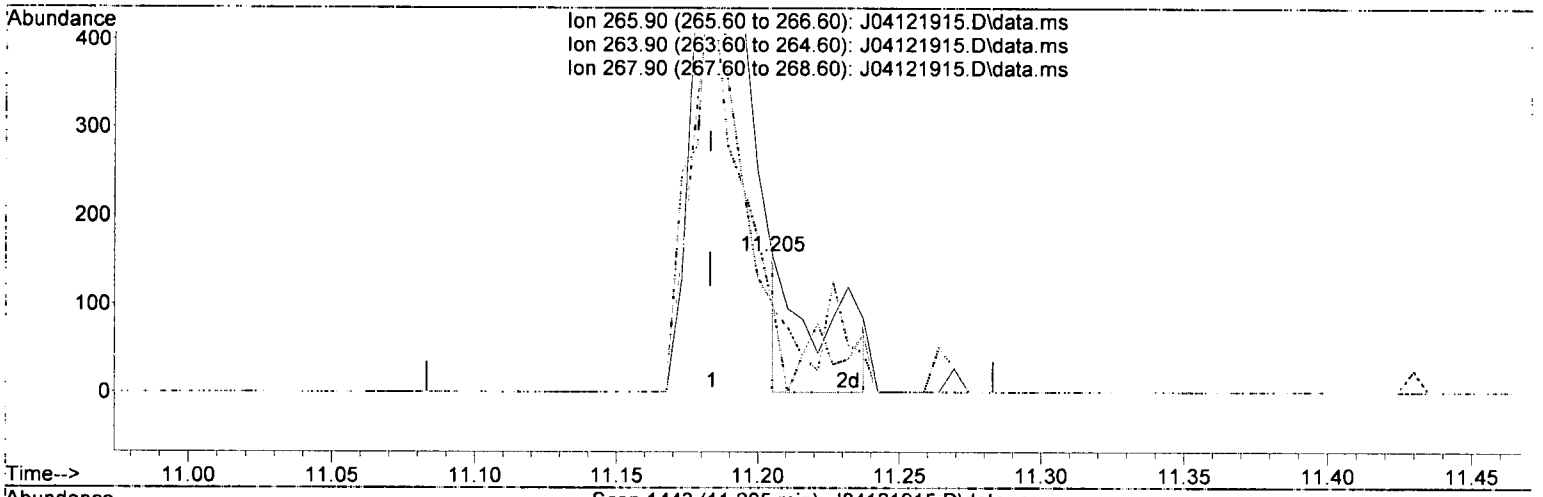



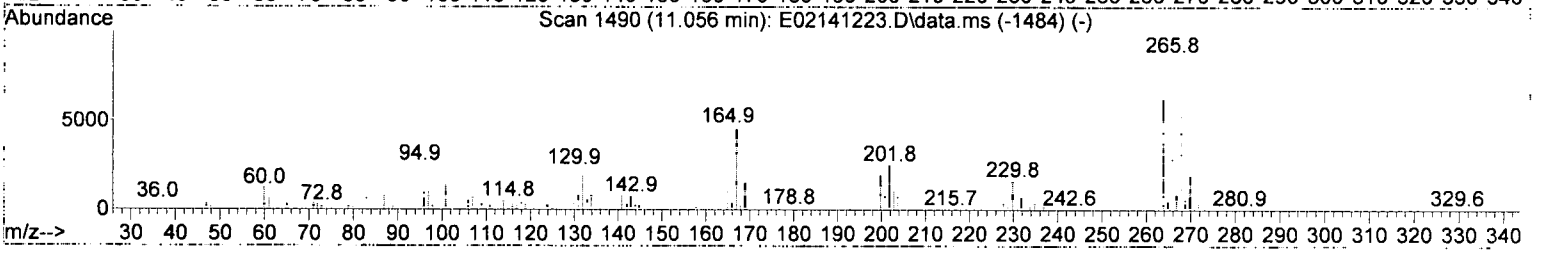

TIC: J04121915.D\data.ms

(70) Pentachlorophenol (PCP) (T)

11.205min (+ 0.022) 25.14 ng/ml m

response 163

Ion	Exp%	Act%
265.90	100.00	100.00
263.90	65.20	65.16
267.90	61.20	61.94
0.00	0.00	0.00

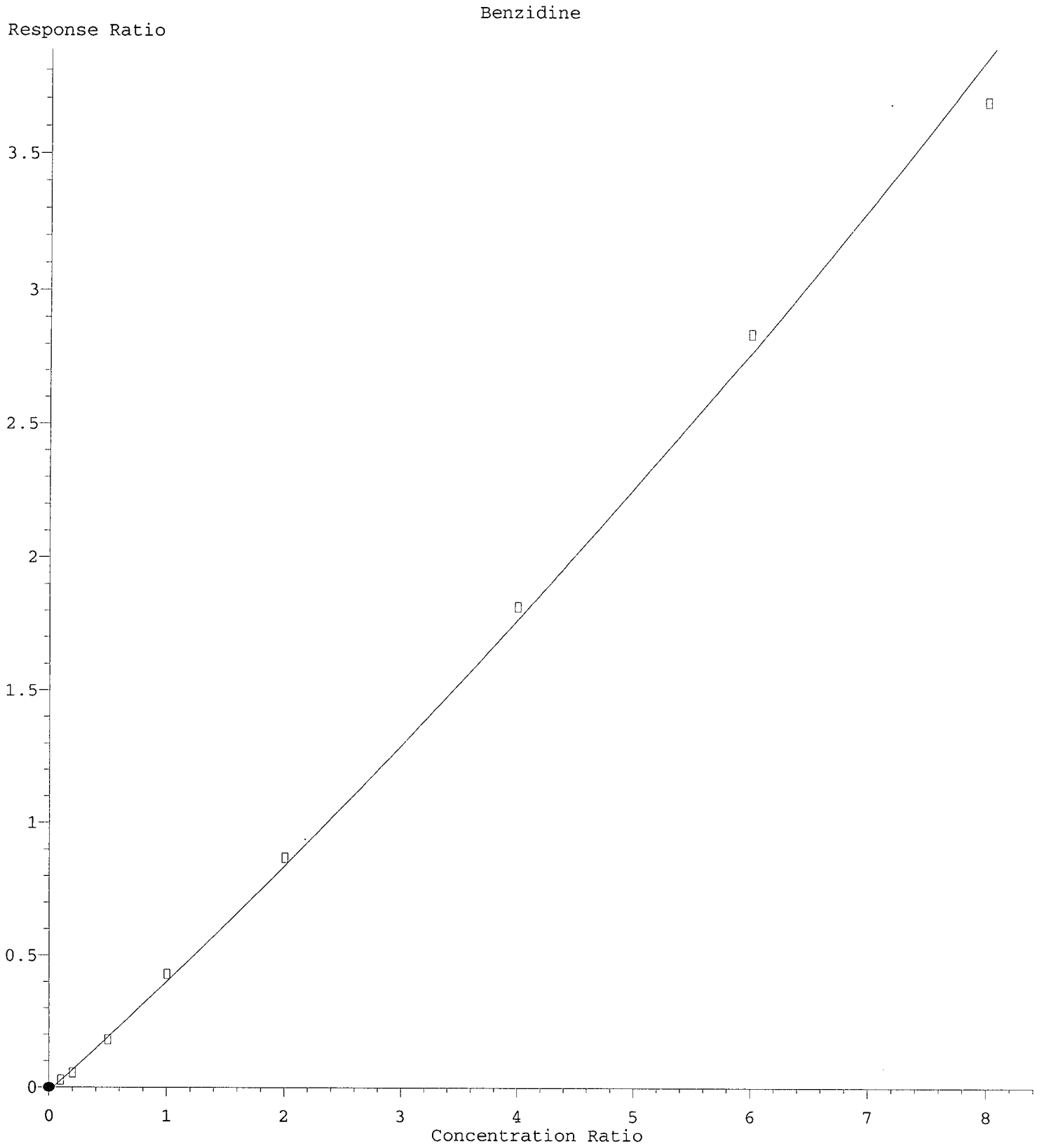

R = 9.30e-003 A*A + 4.09e-001 A - 1.64e-002
Coef of Det (r^2) = 0.994 Curve Fit: Quadratic w(1/a^2)
Method Name: C:\msdchem\1\methods\SV10_041219.M
Calibration Table Last Updated: Mon Apr 15 09:41:18 2019

Quantitation Report (Qedit)

Data Path : C:\msdchem\1\data\2019-04\9D12042\REQUANT\
Data File : J04121915.D
Acq On : 12 Apr 2019 6:51 pm
Operator : JK/ AMS/ DTH
Sample : 9D12042-CAL1
Misc : 1x, A19D053 BNA@20
ALS Vial : 3 Sample Multiplier: 1
DataAcq Meth:SV10_AQUISITION.M

Quant Time: Apr 15 11:33:28 2019
Quant Method : C:\msdchem\1\methods\SV10_041219.M
Quant Title : EPA 8270D: Semivolatile Organics
QLast Update : Mon Apr 15 09:10:15 2019
Response via : Initial Calibration
InstName : SV-GCMS10

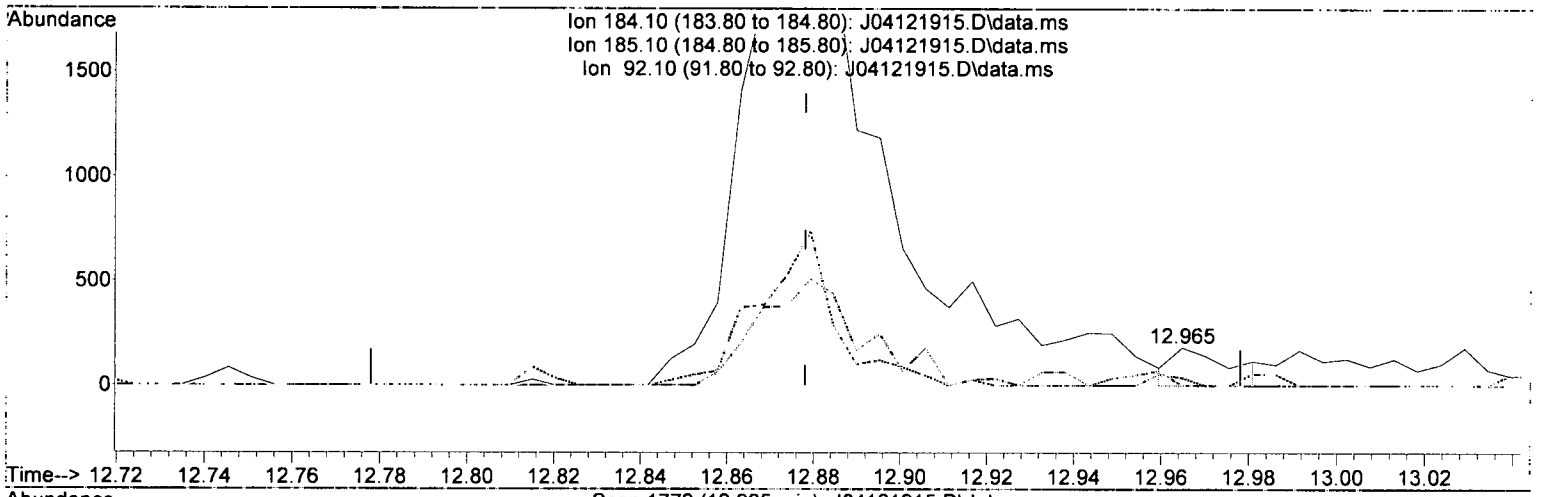





TIC: J04121915.D\data.ms

(76) Benzidine (T)

12.965min (+ 0.087) 81.55 ng/ml m

response 167

Ion	Exp%	Act%
184.10	100.00	100.00
185.10	15.10	20.67
92.10	11.90	0.00
0.00	0.00	0.00

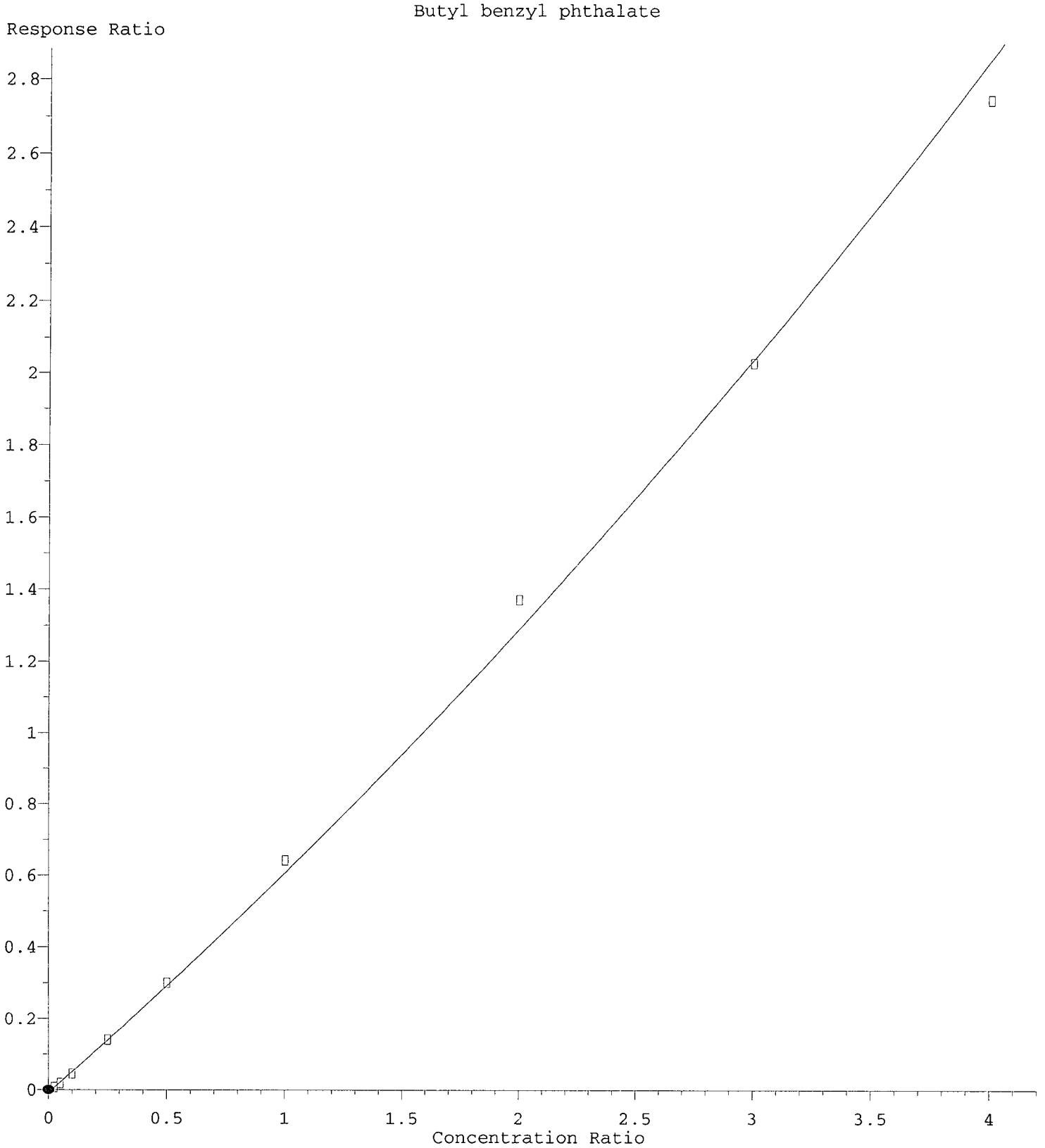

R = 3.32e-002 A*A + 5.83e-001 A - 8.53e-003
Coef of Det (r^2) = 0.996 Curve Fit: Quadratic w(1/a^2)
Method Name: C:\msdchem\1\methods\SV10_041219.M
Calibration Table Last Updated: Mon Apr 15 09:41:18 2019

Quantitation Report (Qedit)

Data Path : C:\msdchem\1\data\2019-04\9D12042\REQUANT\
Data File : J04121915.D
Acq On : 12 Apr 2019 6:51 pm
Operator : JK/ AMS/ DTH
Sample : 9D12042-CAL1
Misc : 1x, A19D053 BNA@20
ALS Vial : 3 Sample Multiplier: 1
DataAcq Meth:SV10_AQUISITION.M

Quant Time: Apr 15 11:33:28 2019
Quant Method : C:\msdchem\1\methods\SV10_041219.M
Quant Title : EPA 8270D: Semivolatile Organics
QLast Update : Mon Apr 15 09:10:15 2019
Response via : Initial Calibration
InstName : SV-GCMS10

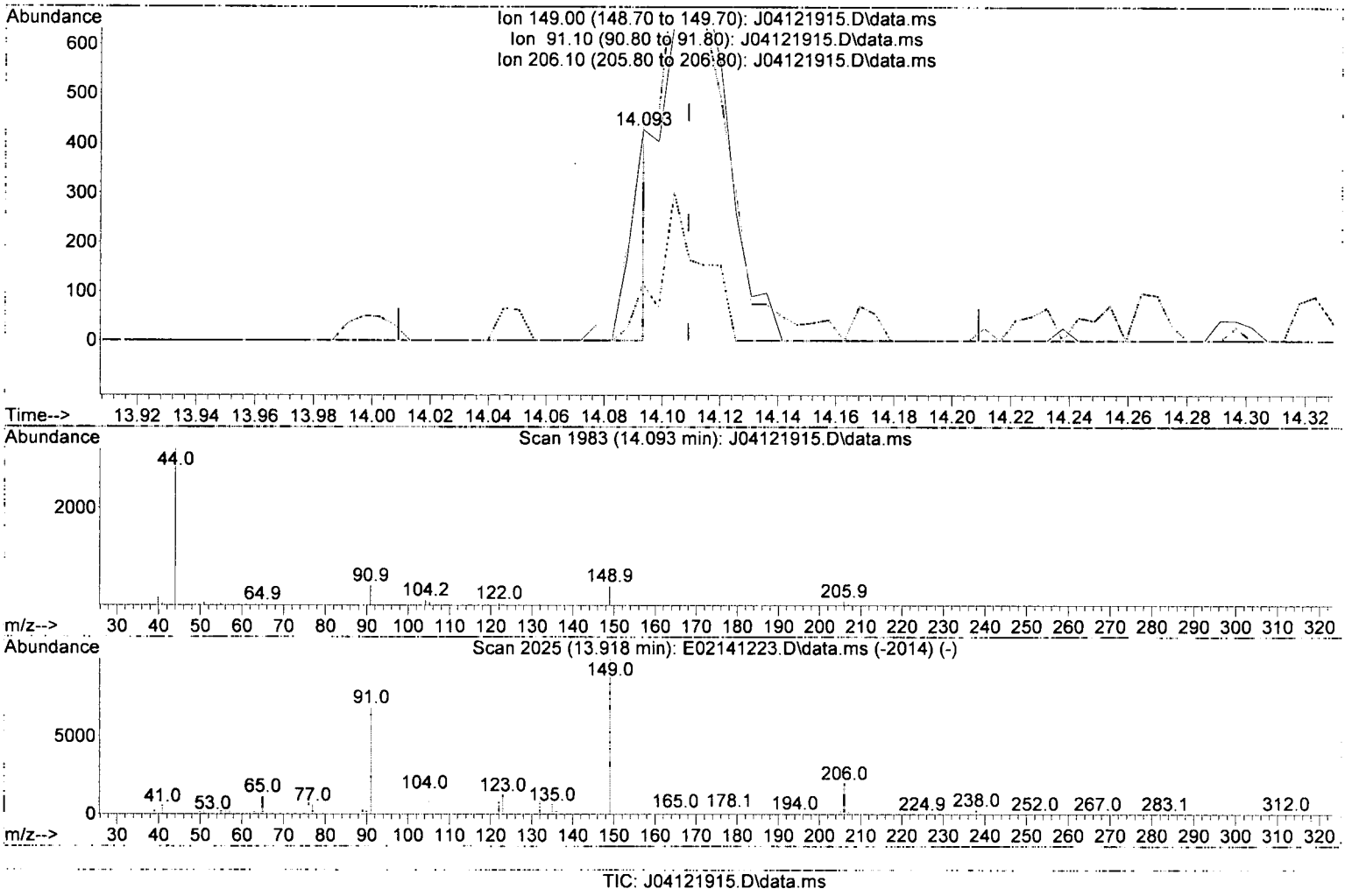

(80) Butyl benzyl phthalate (T)

14.093min (-0.016) 30.34 ng/ml m

response 192

Ion	Exp%	Act%
149.00	100.00	100.00
91.10	76.30	101.17
206.10	18.00	26.64
0.00	0.00	0.00

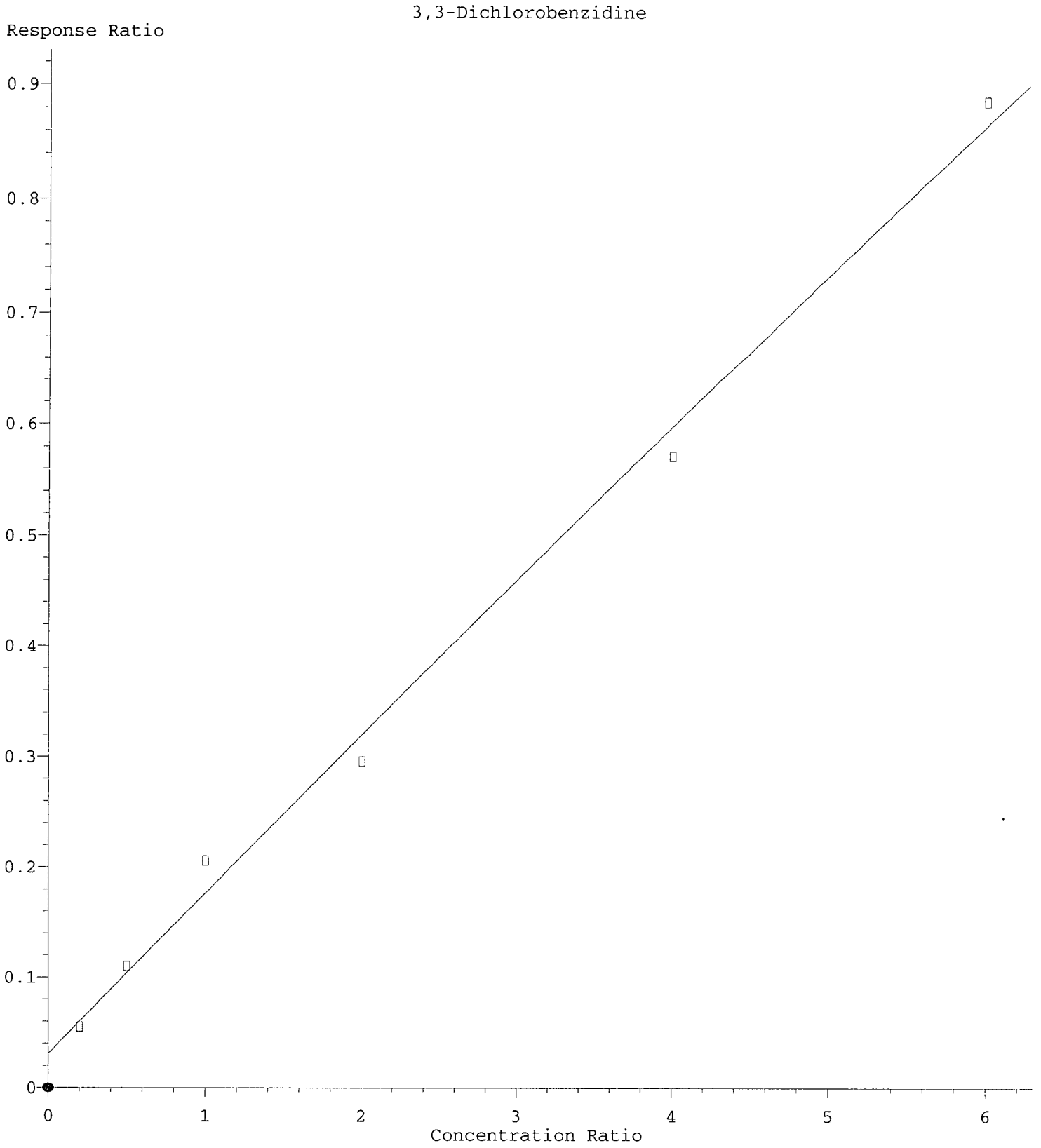

R = -1.36e-003 A*A + 1.47e-001 A + 3.08e-002
Coef of Det (r^2) = 0.992 Curve Fit: Quadratic w(1/a)
Method Name: C:\msdchem\1\methods\SV10_041219.M
Calibration Table Last Updated: Mon Apr 15 09:41:18 2019

Quantitation Report (Qedit)

Data Path : C:\msdchem\1\data\2019-04\9D12042\REQUANT\
Data File : J04121915.D
Acq On : 12 Apr 2019 6:51 pm
Operator : JK/ AMS/ DTH
Sample : 9D12042-CAL1
Misc : 1x, A19D053 BNA@20
ALS Vial : 3 Sample Multiplier: 1
DataAcq Meth:SV10_AQUISITION.M

Quant Time: Apr 15 11:33:28 2019
Quant Method : C:\msdchem\1\methods\SV10_041219.M
Quant Title : EPA 8270D: Semivolatile Organics
QLast Update : Mon Apr 15 09:10:15 2019
Response via : Initial Calibration
InstName : SV-GCMS10

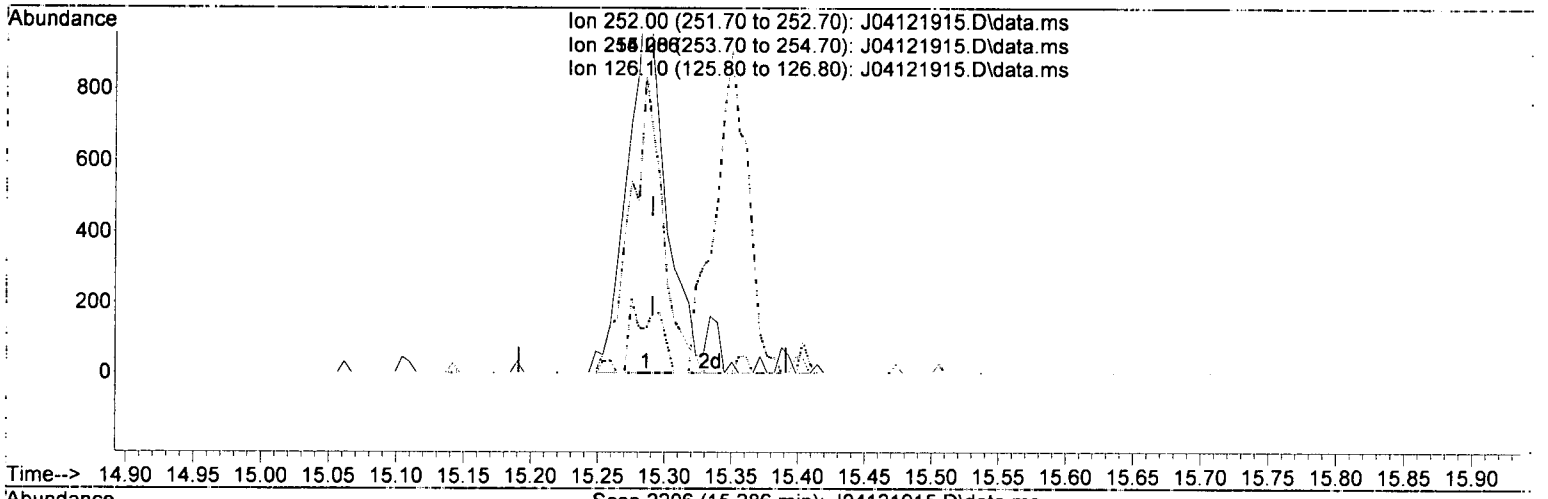

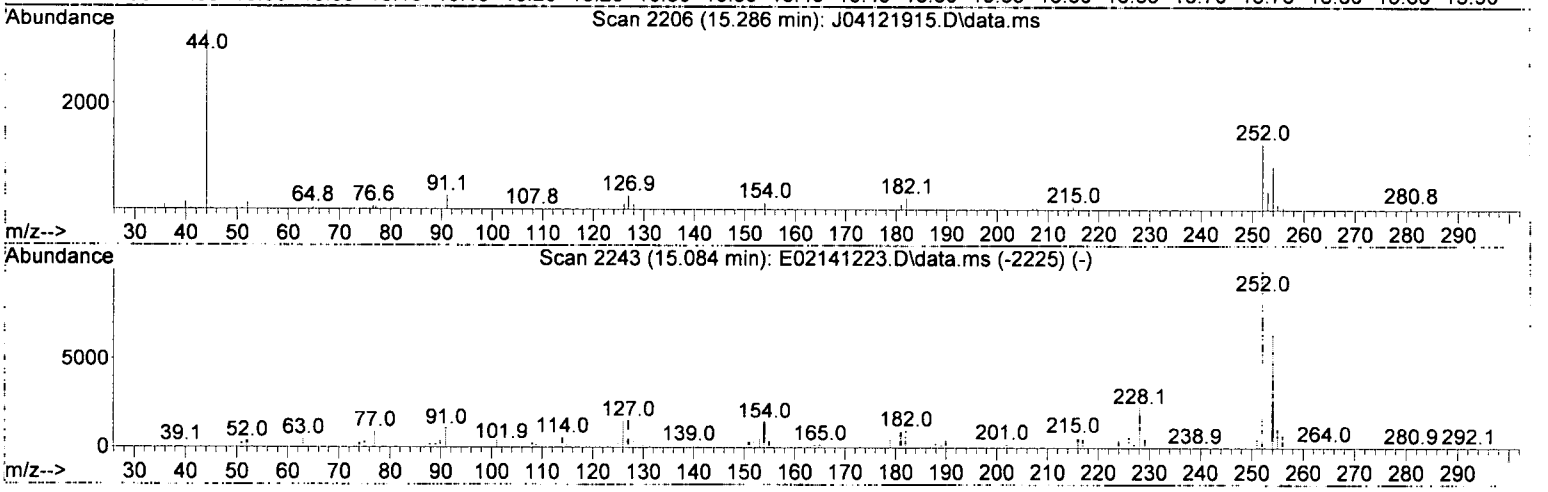

TIC: J04121915.D\data.ms

(82) 3,3-Dichlorobenzidine (T)

15.286min (-0.005) -1.00 ng/ml m

response 2297

Ion	Exp%	Act%
252.00	100.00	100.00
254.00	66.10	66.27
126.10	16.90	9.84
0.00	0.00	0.00

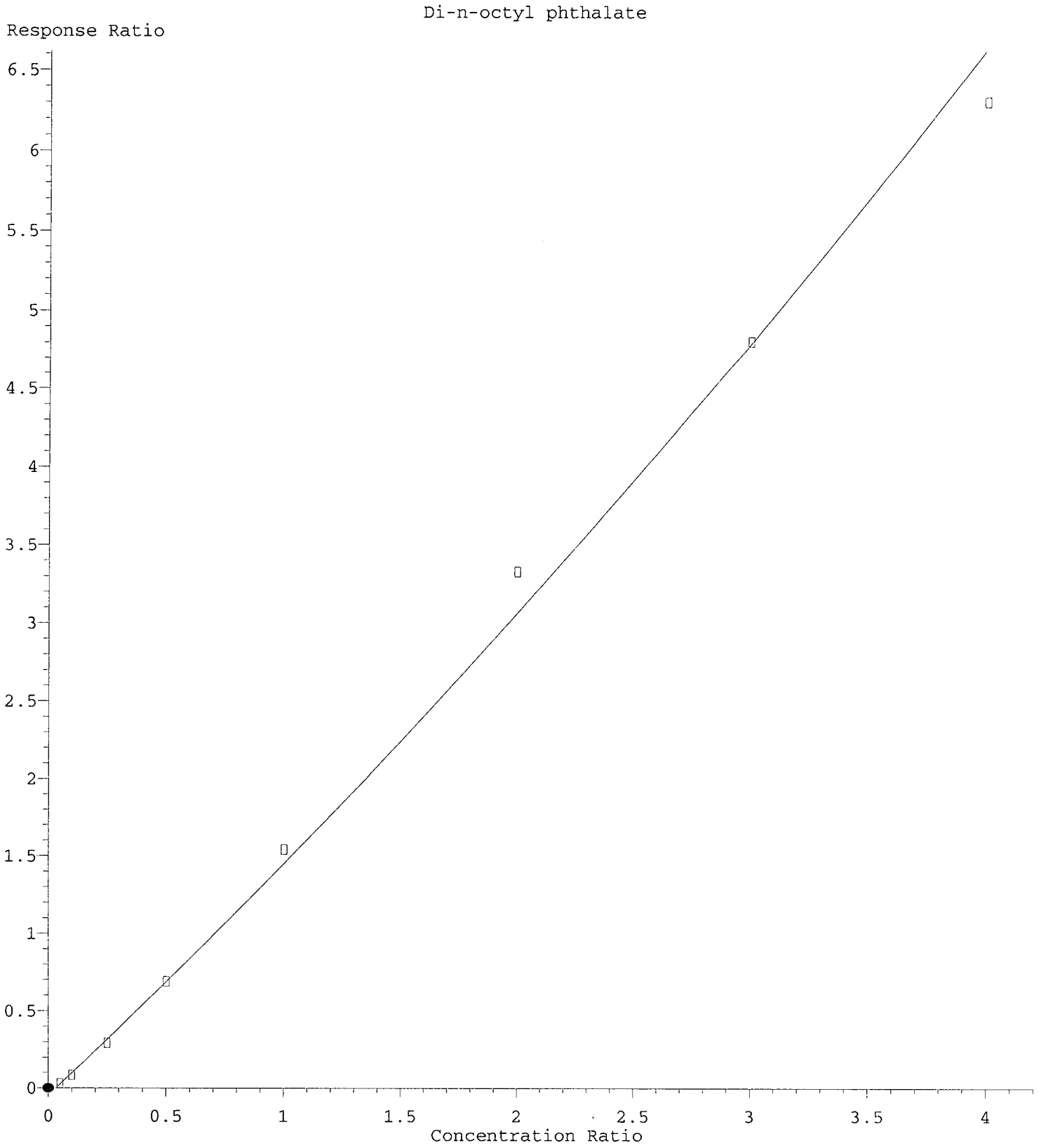

R = 5.80e-002 A*A + 1.44e+000 A - 4.78e-002
Coef of Det (r^2) = 0.995 Curve Fit: Quadratic w(1/a^2)
Method Name: C:\msdchem\1\methods\SV10_041219.M
Calibration Table Last Updated: Mon Apr 15 09:41:18 2019

Quantitation Report (Qedit)

Data Path : C:\msdchem\1\data\2019-04\9D12042\REQUANT\
Data File : J04121915.D
Acq On : 12 Apr 2019 6:51 pm
Operator : JK/ AMS/ DTH
Sample : 9D12042-CAL1
Misc : 1x, A19D053 BNA@20
ALS Vial : 3 Sample Multiplier: 1
DataAcq Meth:SV10_AQUISITION.M

Quant Time: Apr 15 11:33:28 2019
Quant Method : C:\msdchem\1\methods\SV10_041219.M
Quant Title : EPA 8270D: Semivolatile Organics
QLast Update : Mon Apr 15 09:10:15 2019
Response via : Initial Calibration
InstName : SV-GCMS10

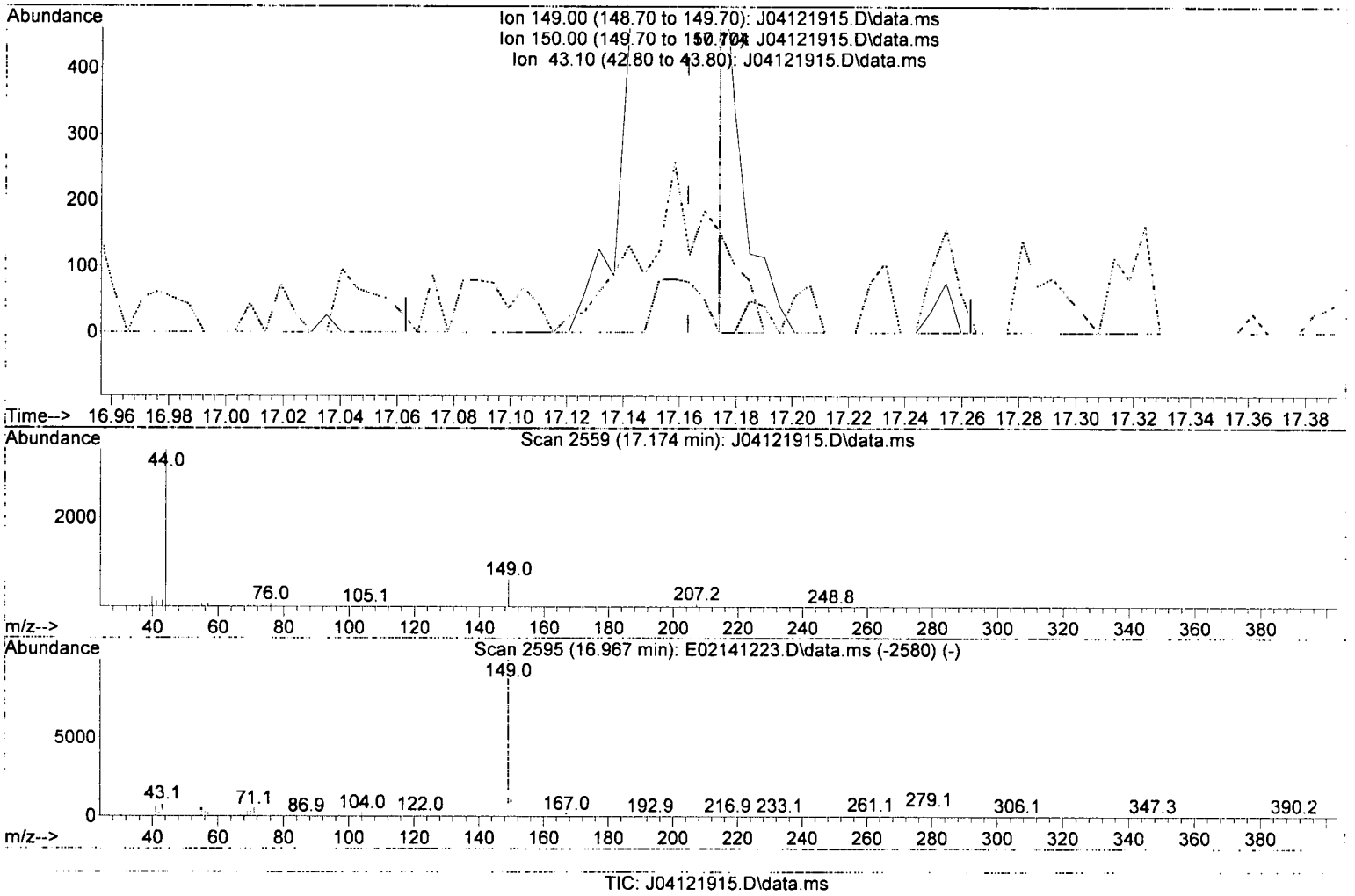

(87) Di-n-octyl phthalate (T)

17.174min (+ 0.011) 66.72 ng/ml m

response 196

Ion	Exp%	Act%
149.00	100.00	100.00
150.00	9.60	0.00
43.10	10.40	24.44
0.00	0.00	0.00

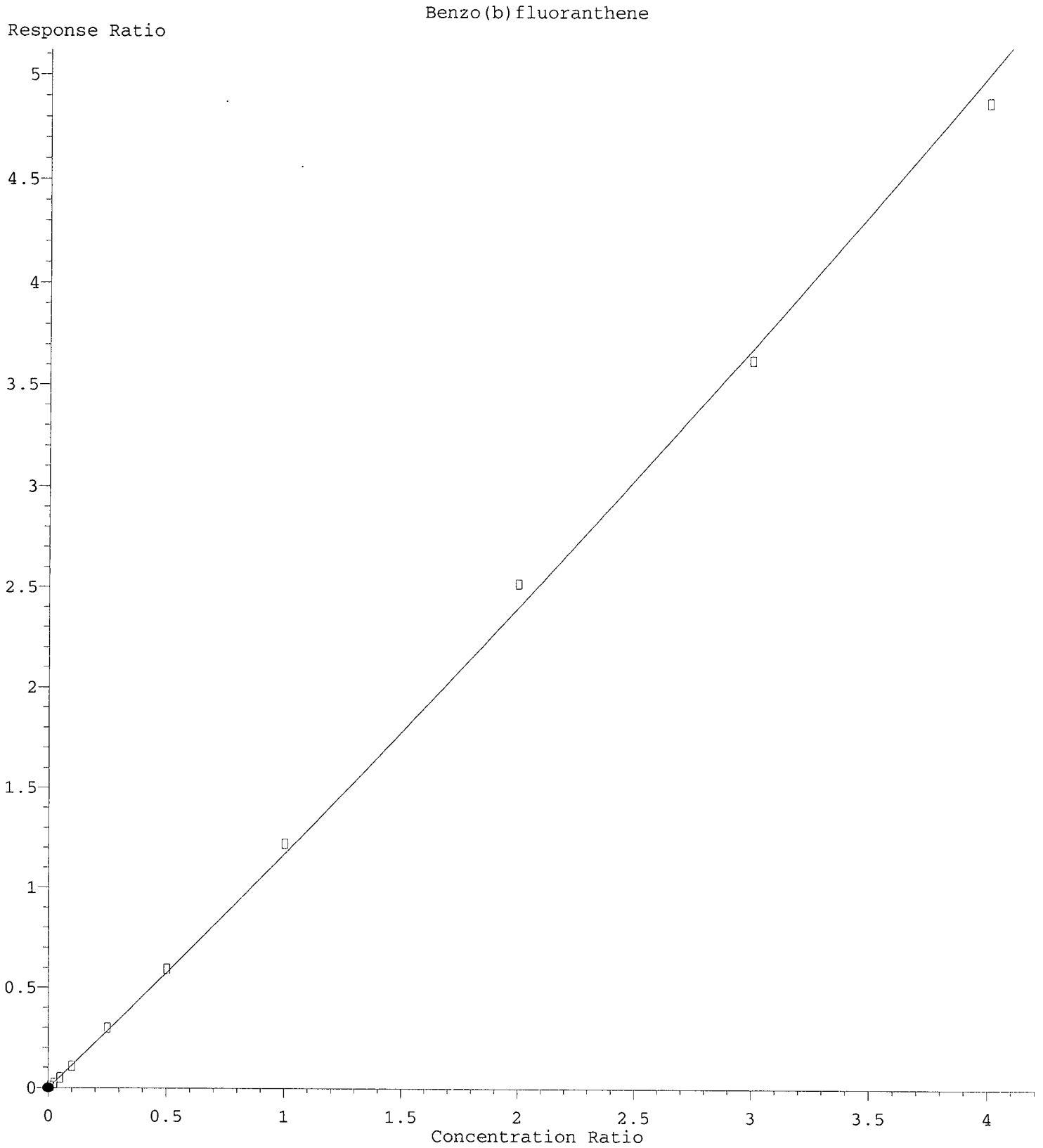

R = 2.59e-002 A*A + 1.15e+000 A - 5.10e-003
Coef of Det (r^2) = 0.997 Curve Fit: Quadratic w(1/a^2)
Method Name: C:\msdchem\1\methods\SV10_041219.M
Calibration Table Last Updated: Mon Apr 15 09:41:18 2019

Quantitation Report (Qedit)

Data Path : C:\msdchem\1\data\2019-04\9D12042\REQUANT\
Data File : J04121915.D
Acq On : 12 Apr 2019 6:51 pm
Operator : JK/ AMS/ DTH
Sample : 9D12042-CAL1
Misc : 1x, A19D053 BNA@20
ALS Vial : 3 Sample Multiplier: 1
DataAcq Meth:SV10_AQUISITION.M

Quant Time: Apr 15 11:33:28 2019
Quant Method : C:\msdchem\1\methods\SV10_041219.M
Quant Title : EPA 8270D: Semivolatile Organics
QLast Update : Mon Apr 15 09:10:15 2019
Response via : Initial Calibration
InstName : SV-GCMS10

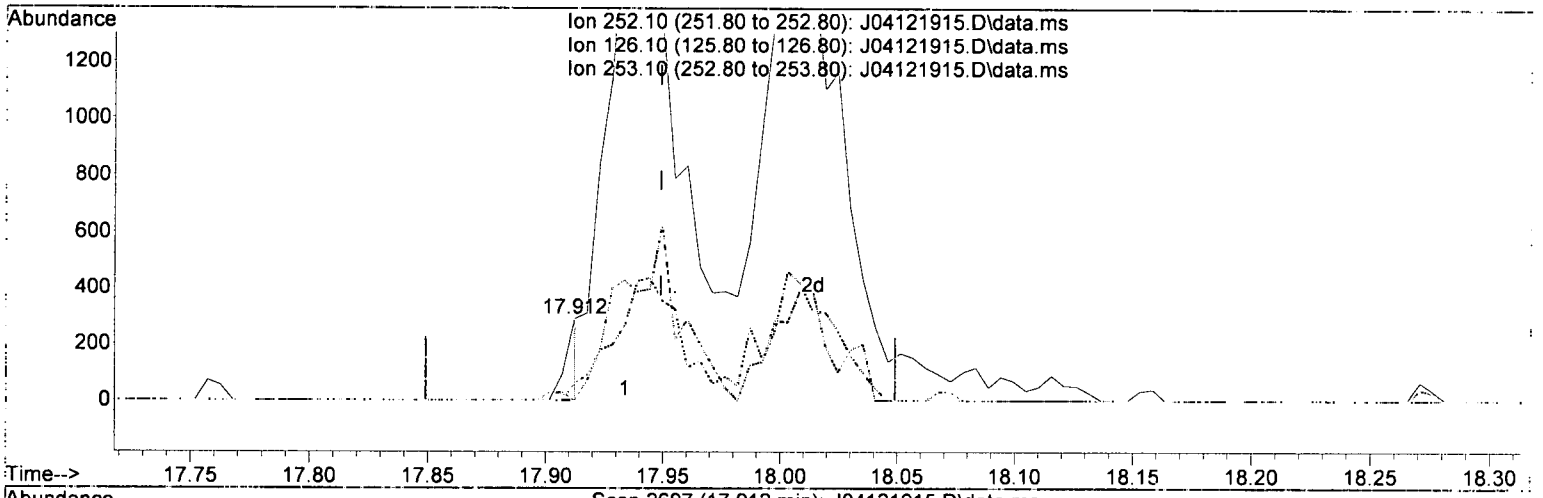





TIC: J04121915.D\data.ms

(88) Benzo(b)fluoranthene (T)

17.912min (-0.037) 9.25 ng/ml m

response 122

Ion	Exp%	Act%
252.10	100.00	100.00
126.10	21.90	0.00
253.10	22.00	21.03
0.00	0.00	0.00

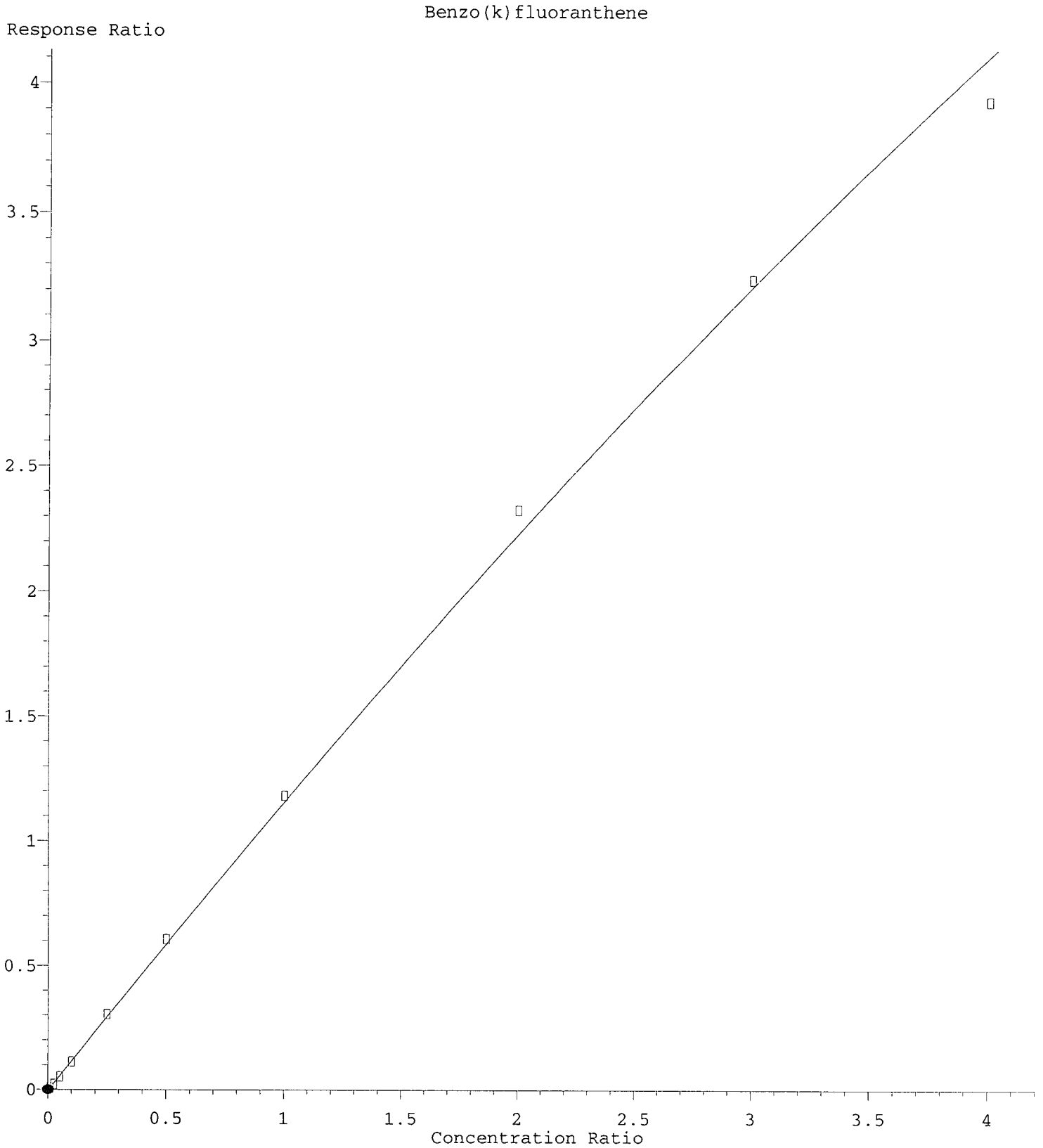

R = -4.47e-002 A*A + 1.21e+000 A - 6.28e-003
Coef of Det (r^2) = 0.998 Curve Fit: Quadratic w(1/a^2)
Method Name: C:\msdchem\1\methods\SV10_041219.M
Calibration Table Last Updated: Mon Apr 15 09:41:18 2019

Quantitation Report (Qedit)

Data Path : C:\msdchem\1\data\2019-04\9D12042\REQUANT\
Data File : J04121915.D
Acq On : 12 Apr 2019 6:51 pm
Operator : JK/ AMS/ DTH
Sample : 9D12042-CAL1
Misc : 1x, A19D053 BNA@20
ALS Vial : 3 Sample Multiplier: 1
DataAcq Meth:SV10_AQUISITION.M

Quant Time: Apr 15 11:33:28 2019
Quant Method : C:\msdchem\1\methods\SV10_041219.M
Quant Title : EPA 8270D: Semivolatile Organics
QLast Update : Mon Apr 15 09:10:15 2019
Response via : Initial Calibration
InstName : SV-GCMS10

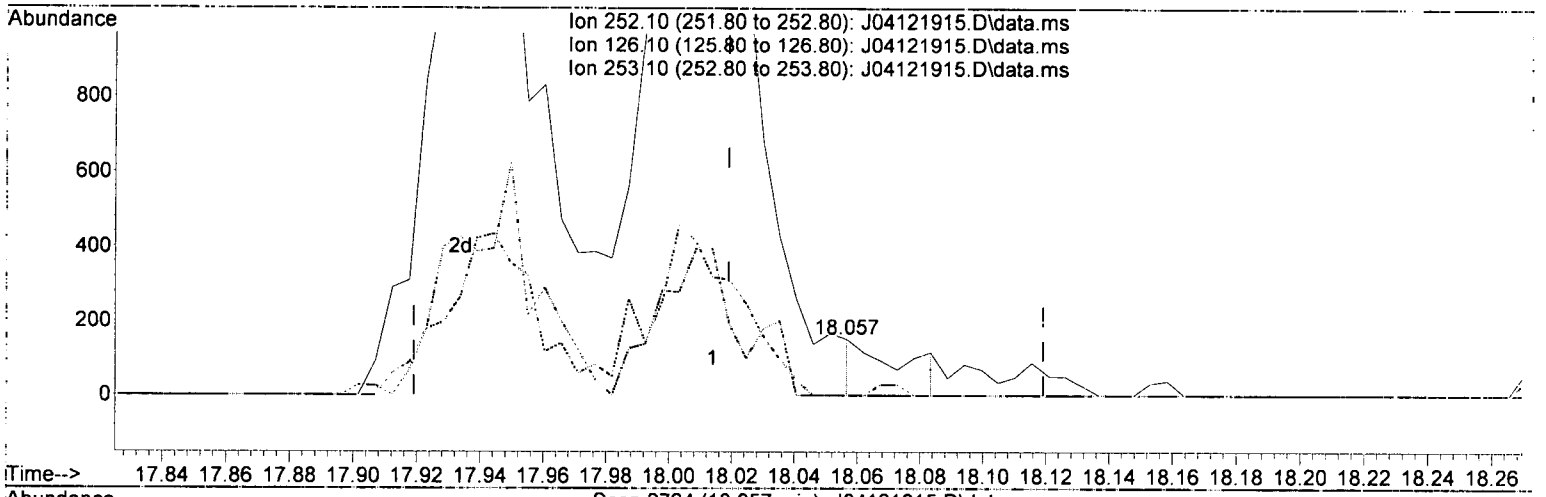





TIC: J04121915.D\data.ms

(89) Benzo(k)fluoranthene (T)

18.057min (+ 0.038) 10.91 ng/ml m

response 159

Ion	Exp%	Act%
252.10	100.00	100.00
126.10	23.30	0.00
253.10	21.70	0.00
0.00	0.00	0.00

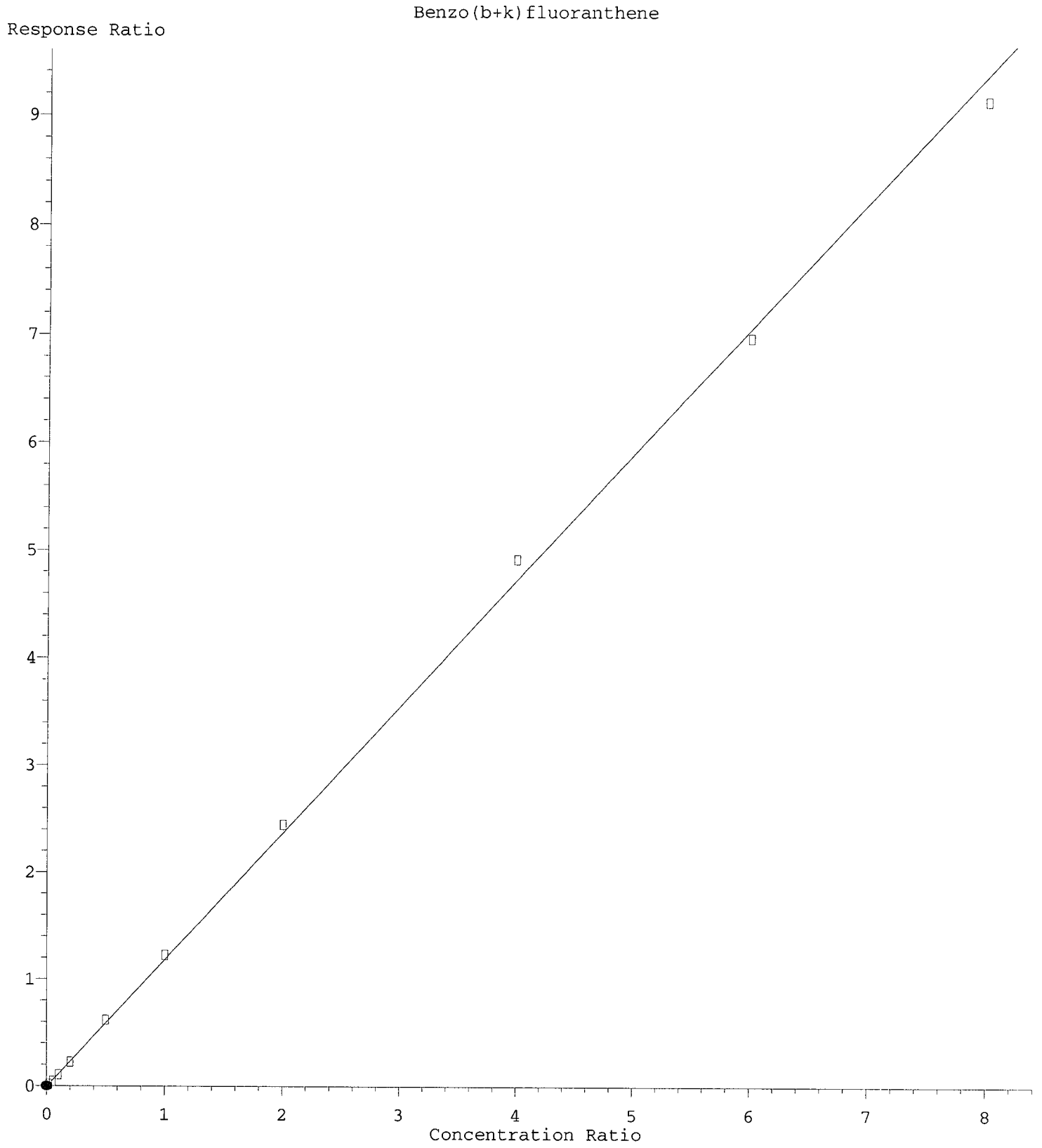

R = -2.85e-003 A*A + 1.20e+000 A - 1.02e-002
Coef of Det (r^2) = 0.997 Curve Fit: Quadratic w(1/a^2)
Method Name: C:\msdchem\1\methods\5710_041219.M
Calibration Table Last Updated: Mon Apr 15 09:41:18 2019

Quantitation Report (Qedit)

Data Path : C:\msdchem\1\data\2019-04\9D12042\REQUANT\
Data File : J04121915.D
Acq On : 12 Apr 2019 6:51 pm
Operator : JK/ AMS/ DTH
Sample : 9D12042-CAL1
Misc : 1x, A19D053 BNA@20
ALS Vial : 3 Sample Multiplier: 1
DataAcq Meth:SV10_AQUISITION.M

Quant Time: Apr 15 11:33:28 2019
Quant Method : C:\msdchem\1\methods\SV10_041219.M
Quant Title : EPA 8270D: Semivolatile Organics
QLast Update : Mon Apr 15 09:10:15 2019
Response via : Initial Calibration
InstName : SV-GCMS10

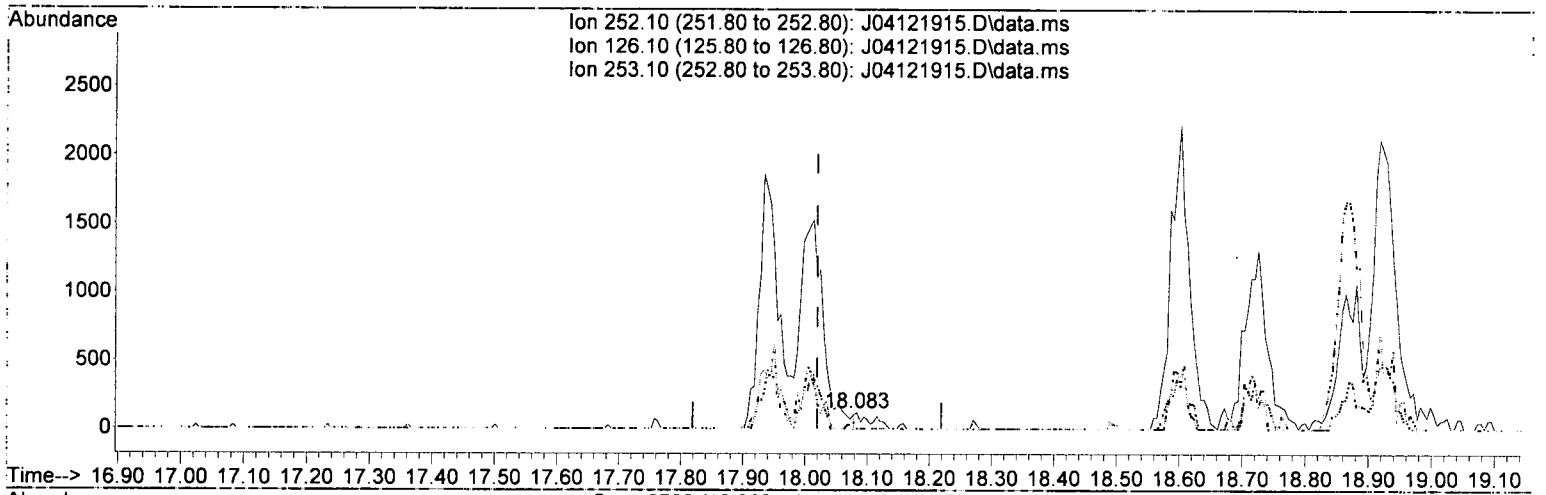

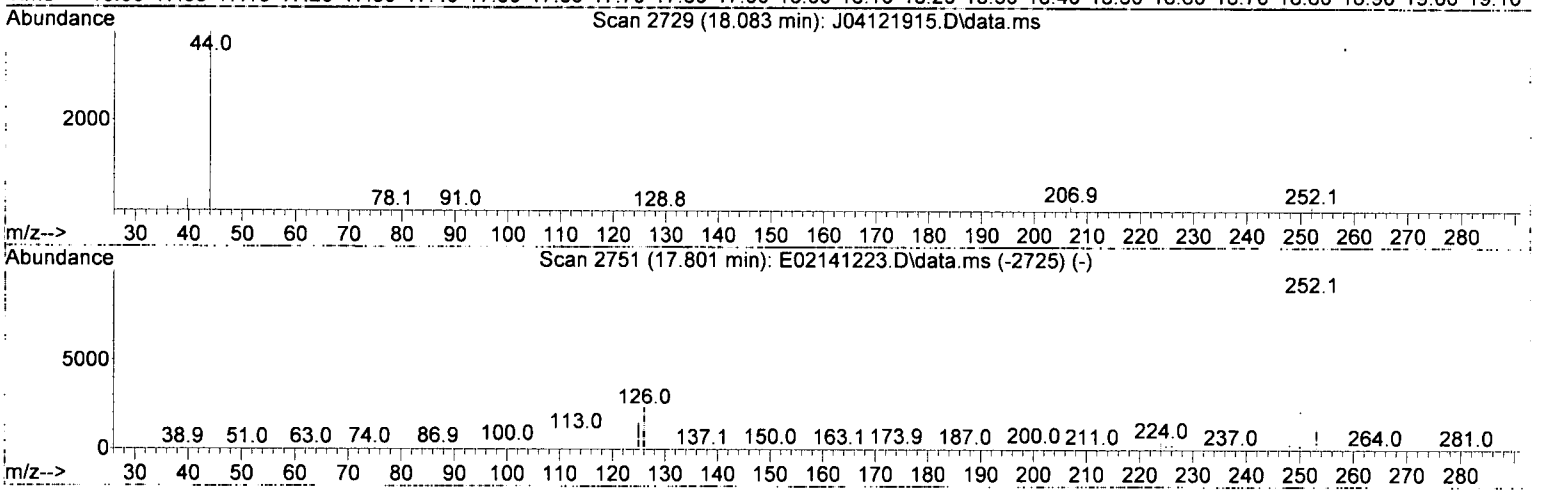

TIC: J04121915.D\data.ms

(90) Benzo(b+k)fluoranthene (T)

18.083min (+ 0.064) 17.72 ng/ml m

response 196

Ion	Exp%	Act%
252.10	100.00	100.00
126.10	23.30	0.00
253.10	21.70	0.00
0.00	0.00	0.00

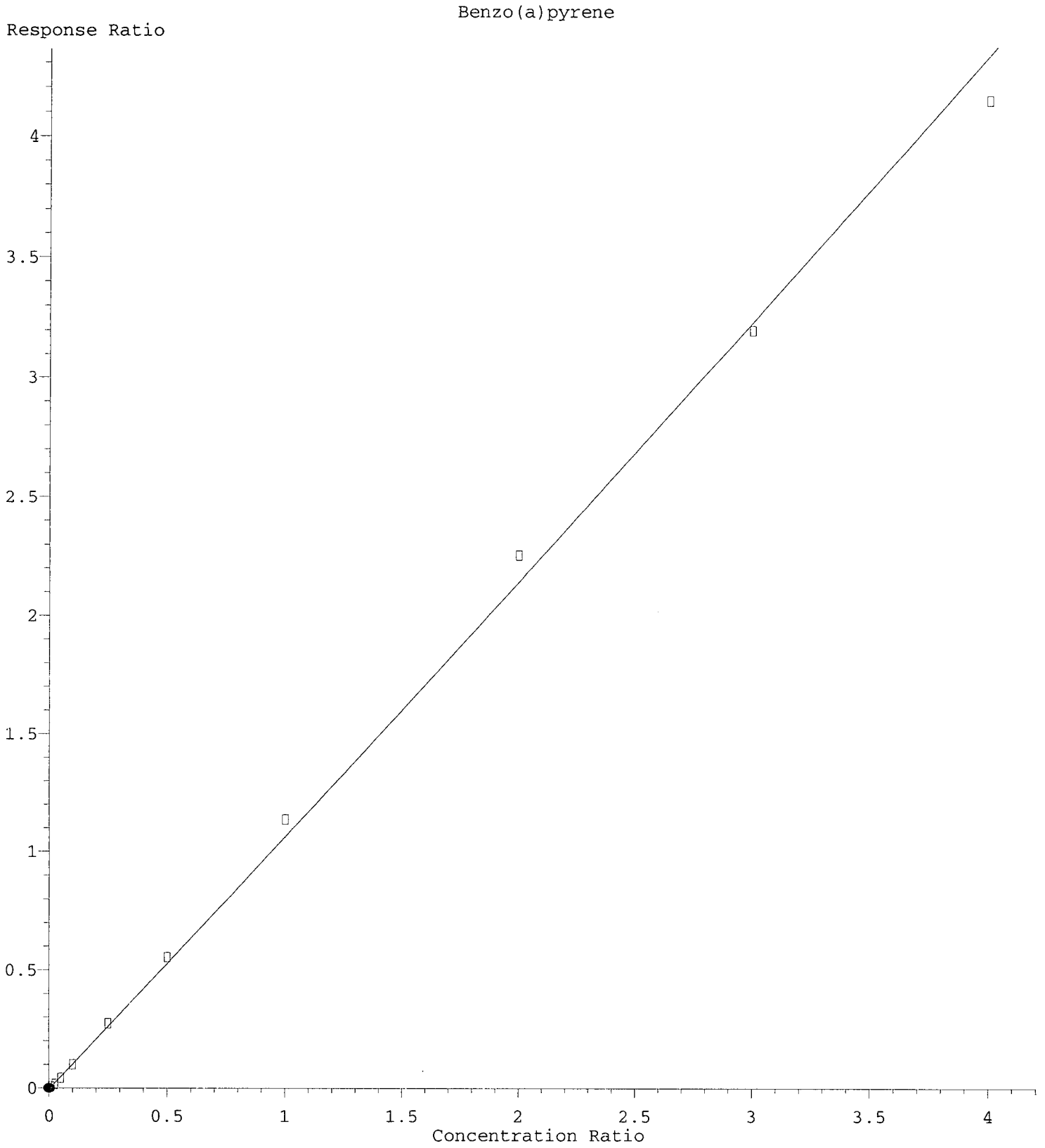

R = 5.46e-003 A*A + 1.06e+000 A - 5.54e-003
Coef of Det (r^2) = 0.994 Curve Fit: Quadratic w(1/a^2)
Method Name: C:\msdchem\1\methods\SV10_041219.M
Calibration Table Last Updated: Mon Apr 15 09:41:18 2019

Quantitation Report (Qedit)

Data Path : C:\msdchem\1\data\2019-04\9D12042\REQUANT\
Data File : J04121915.D
Acq On : 12 Apr 2019 6:51 pm
Operator : JK/ AMS/ DTH
Sample : 9D12042-CAL1
Misc : 1x, A19D053 BNA@20
ALS Vial : 3 Sample Multiplier: 1
DataAcq Meth:SV10_AQUISITION.M

Quant Time: Apr 15 11:33:28 2019
Quant Method : C:\msdchem\1\methods\SV10_041219.M
Quant Title : EPA 8270D: Semivolatile Organics
QLast Update : Mon Apr 15 09:10:15 2019
Response via : Initial Calibration
InstName : SV-GCMS10

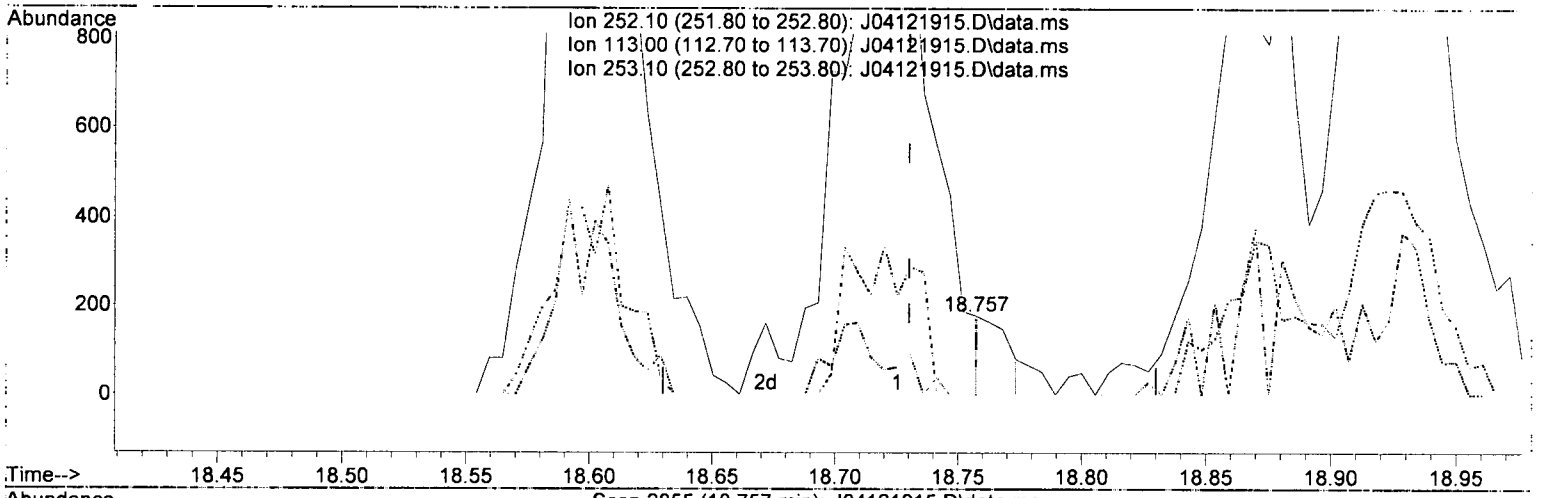

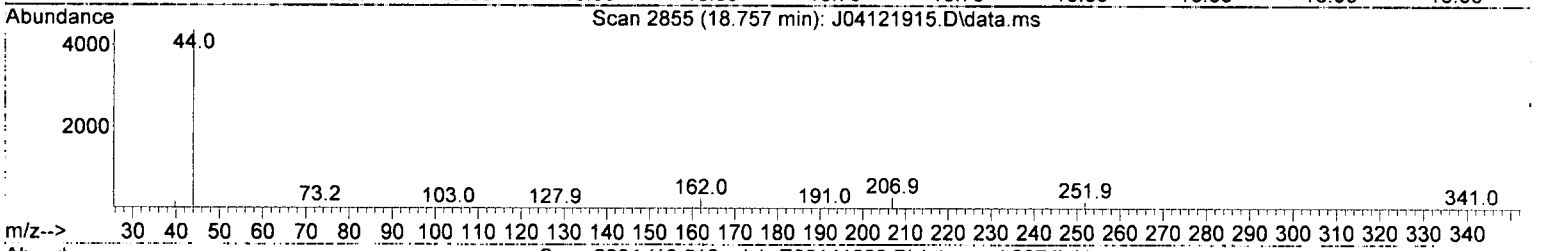

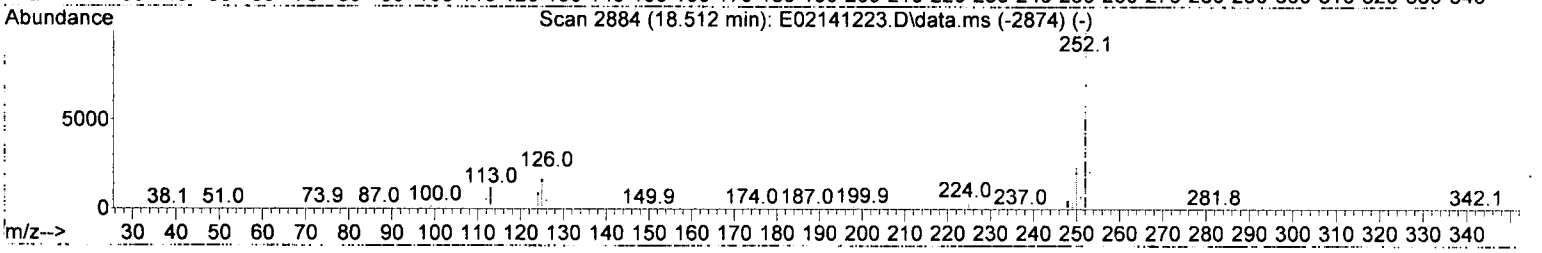

TIC: J04121915.D\data.ms

(92) Benzo(a)pyrene (T)

18.757min (+ 0.027) 10.86 ng/ml m

response 124

Ion	Exp%	Act%
252.10	100.00	100.00
113.00	13.40	0.00
253.10	21.60	0.00
0.00	0.00	0.00

CALIBRATION SEQUENCE REVIEW SHEET

SEQUENCE: 9D12042

Analysis Included
8270D LL Full List

INSTRUMENT SEQUENCE LOG

SampleID	SampleName	Matrix	STDID	ISTD ID	Analyzed	
9D12042-TUN1	MS Tune	Soil	A19D089	A19D031	4/12/2019	5:19:00PM
9D12042-TUN2	MS Tune	Soil	A19D089	A19D031	4/12/2019	5:47:00PM
9D12042-ICB1	Initial Cal Blank	Soil		A19D031	4/12/2019	6:15:00PM
9D12042-CAL1	Cal Standard	Soil	A19D053	"	4/12/2019	6:51:00PM
9D12042-CAL2	Cal Standard	Soil	A19D054	"	4/12/2019	7:27:00PM
9D12042-CAL3	Cal Standard	Soil	A19D055	"	4/12/2019	8:03:00PM
9D12042-CAL4	Cal Standard	Soil	A19D056	"	4/12/2019	8:39:00PM
9D12042-CAL5	Cal Standard	Soil	A19D057	"	4/12/2019	9:16:00PM
9D12042-CAL6	Cal Standard	Soil	A19D058	"	4/12/2019	9:52:00PM
9D12042-CAL7	Cal Standard	Soil	A19D059	"	4/12/2019	10:28:00PM
9D12042-CAL8	Cal Standard	Soil	A19D060	"	4/12/2019	11:04:00PM
9D12042-CAL9	Cal Standard	Soil	A19D061	"	4/12/2019	11:40:00PM
9D12042-CALA	Cal Standard	Soil	A19D062	"	4/13/2019	12:15:00AM
9D12042-ICV1	Initial Cal Check	Soil	A19C239	"	4/13/2019	1:26:00AM

CALIBRATION STANDARD RECOVERIES

Calibration: **A9D1505** Instrument: **SV-GCMS10**

8270D LL Full List Sequence: **9D12042** Matrix: **Soil**

9D12042-CAL1	**Inst. MRL**	**Recalc Res.**	**Cal Level**	**%Rec.**	**Qual**
9D12042-CAL2	**Inst. MRL**	**Recalc Res.**	**Cal Level**	**%Rec.**	**Qual**
9D12042-CAL3	**Inst. MRL**	**Recalc Res.**	**Cal Level**	**%Rec.**	**Qual**
9D12042-CAL4	**Inst. MRL**	**Recalc Res.**	**Cal Level**	**%Rec.**	**Qual**
9D12042-CAL5	**Inst. MRL**	**Recalc Res.**	**Cal Level**	**%Rec.**	**Qual**
9D12042-CAL6	**Inst. MRL**	**Recalc Res.**	**Cal Level**	**%Rec.**	**Qual**
9D12042-CAL7	**Inst. MRL**	**Recalc Res.**	**Cal Level**	**%Rec.**	**Qual**
9D12042-CAL8	**Inst. MRL**	**Recalc Res.**	**Cal Level**	**%Rec.**	**Qual**
9D12042-CAL9	**Inst. MRL**	**Recalc Res.**	**Cal Level**	**%Rec.**	**Qual**
9D12042-CALA	**Inst. MRL**	**Recalc Res.**	**Cal Level**	**%Rec.**	**Qual**

Compounds listed above have recalculated recoveries outside 70-130% of the true values, and the calibration levels are above the reporting level. If no compounds are listed, all are OK. Please see the next section for quadatic fit compounds.

CALIBRATION SEQUENCE REVIEW SHEET

SEQUENCE: 9D12042

Analytes With Quadratic Curve Fits

Qualifier	iMDL	iMRL	Spike Amt	%Difference	OK?	Raise MRL to ?
				———	☐	☐ ———

Analytes listed above have quadratic curve fits. If they are using a weighting otpion, they must be checked against the requanted curve points to determine if the recalculated results are within limits (70-130 or as specified).

ICV RECOVERIES

Calibration: **A9D1505** Instrument: **SV-GCMS10**

8270D LL Full List Sequence: **9D12042** Matrix: **Soil**

9D12042-ICV1	Inst. MRL	ICV Level	Result	%Rec.	Qual

Compounds listed above have Initial Calibration Verification standard recoveries outside 70-130% of the true values. If no compounds are listed, all have passing recoveries.

CALIBRATION SEQUENCE REVIEW SHEET

SEQUENCE: 9D12042

Analysis Included
8270D LL Full List

INSTRUMENT SEQUENCE LOG

SampleID	SampleName	Matrix	STDID	ISTD_ID	Analyzed	
9D12042-TUN1	MS Tune	Water	A19D089	A19D031	4/12/2019	5:19:00PM
9D12042-TUN2	MS Tune	Water	A19D089	A19D031	4/12/2019	5:47:00PM
9D12042-ICB1	Initial Cal Blank	Water		A19D031	4/12/2019	6:15:00PM
9D12042-CAL1	Cal Standard	Water	A19D053	"	4/12/2019	6:51:00PM
9D12042-CAL2	Cal Standard	Water	A19D054	"	4/12/2019	7:27:00PM
9D12042-CAL3	Cal Standard	Water	A19D055	"	4/12/2019	8:03:00PM
9D12042-CAL4	Cal Standard	Water	A19D056	"	4/12/2019	8:39:00PM
9D12042-CAL5	Cal Standard	Water	A19D057	"	4/12/2019	9:16:00PM
9D12042-CAL6	Cal Standard	Water	A19D058	"	4/12/2019	9:52:00PM
9D12042-CAL7	Cal Standard	Water	A19D059	"	4/12/2019	10:28:00PM
9D12042-CAL8	Cal Standard	Water	A19D060	"	4/12/2019	11:04:00PM
9D12042-CAL9	Cal Standard	Water	A19D061	"	4/12/2019	11:40:00PM
9D12042-CALA	Cal Standard	Water	A19D062	"	4/13/2019	12:15:00AM
9D12042-ICV1	Initial Cal Check	Water	A19C239	"	4/13/2019	1:26:00AM

CALIBRATION STANDARD RECOVERIES

Calibration: **A9D1505** Instrument: **SV-GCMS10**

8270D LL Full List Sequence: **9D12042** Matrix: **Water**

9D12042-CAL1	**Inst. MRL**	**Recalc Res.**	**Cal Level**	**%Rec.**	**Qual**
9D12042-CAL2	**Inst. MRL**	**Recalc Res.**	**Cal Level**	**%Rec.**	**Qual**
9D12042-CAL3	**Inst. MRL**	**Recalc Res.**	**Cal Level**	**%Rec.**	**Qual**
9D12042-CAL4	**Inst. MRL**	**Recalc Res.**	**Cal Level**	**%Rec.**	**Qual**
9D12042-CAL5	**Inst. MRL**	**Recalc Res.**	**Cal Level**	**%Rec.**	**Qual**
9D12042-CAL6	**Inst. MRL**	**Recalc Res.**	**Cal Level**	**%Rec.**	**Qual**
9D12042-CAL7	**Inst. MRL**	**Recalc Res.**	**Cal Level**	**%Rec.**	**Qual**
9D12042-CAL8	**Inst. MRL**	**Recalc Res.**	**Cal Level**	**%Rec.**	**Qual**
9D12042-CAL9	**Inst. MRL**	**Recalc Res.**	**Cal Level**	**%Rec.**	**Qual**
9D12042-CALA	**Inst. MRL**	**Recalc Res.**	**Cal Level**	**%Rec.**	**Qual**

Compounds listed above have recalculated recoveries outside 70-130% of the true values, and the calibration levels are above the reporting level. If no compounds are listed, all are OK. Please see the next section for quadatic fit compounds.

CALIBRATION SEQUENCE REVIEW SHEET

SEQUENCE: 9D12042

Analytes With Quadratic Curve Fits

Qualifier	iMDL	iMRL	Spike Amt	%Difference	OK?	Raise MRL to ?
				———	☐	☐ ———

Analytes listed above have quadratic curve fits. If they are using a weighting otpion, they must be checked against the requanted curve points to determine if the recalculated results are within limits (70-130 or as specified).

ICV RECOVERIES

Calibration: **A9D1505** Instrument: **SV-GCMS10**

8270D LL Full List Sequence: **9D12042** Matrix: **Water**

9D12042-ICV1	**Inst. MRL**	**ICV Level**	**Result**	**%Rec.**	**Qual**

Compounds listed above have Initial Calibration Verification standard recoveries outside 70-130% of the true values. If no compounds are listed, all have passing recoveries.

Evaluate Continuing Calibration Report

Data Path : C:\msdchem\1\data\2019-04\9D12042\
Data File : J04121926.D
Acq On : 13 Apr 2019 1:26 am
Operator : JK/ AMS/ DTH
Sample : 9D12042-ICV1
Misc : 1x, A19C239 BNA@1000
ALS Vial : 13 Sample Multiplier: 1
DataAcq Meth:SV10_AQUISITION.M

Quant Time: Apr 15 12:07:14 2019
Quant Method : C:\msdchem\1\methods\SV10_041219.M
Quant Title : EPA 8270D: Semivolatile Organics
QLast Update : Mon Apr 15 09:10:15 2019
Response via : Initial Calibration
InstName : SV-GCMS10

4/15/19

Min. RRF : 0.000 Min. Rel. Area : 50% Max. R.T. Dev 0.50min
Max. RRF Dev : 30% Max. Rel. Area : 200%

		Compound	Amount	Calc.	%Dev	Area%	Dev(min)
1	I	1,4-Dichlorobenzene-d4 (IST	2000.000	2000.000	0.0	108	0.00
2	TG	N-Nitrosodimethylamine	1000.000	965.906	3.4	102	0.00
3	TG	Pyridine	1000.000	927.959	7.2	95	0.00
4	S	2-Fluorophenol (Surr)	1000.000	1025.320	-2.5	106	0.00
5	S	Phenol-d6(Surr)	1000.000	1017.562	-1.8	105	0.00
6	T	Phenol	1000.000	1050.648	-5.1	121	0.00
7	T	Aniline	1000.000	1014.189	-1.4	100	0.00
8	T	Bis(2-chloroethyl) ether	1000.000	1016.599	-1.7	110	0.00
9	T	2-Chlorophenol	1000.000	1073.697	-7.4	107	0.00
10	T	1,3-Dichlorobenzene	1000.000	1024.137	-2.4	109	0.00
11	T	1,4-Dichlorobenzene	1000.000	1015.395	-1.5	110	0.00
12	T	Benzyl alcohol	1000.000	990.848	0.9	103	0.00
13	T	1,2-Dichlorobenzene	1000.000	1027.383	-2.7	108	0.00
14	T	2-Methylphenol	1000.000	1077.700	-7.8	104	0.00
15	T	2,2'-Oxybis(1-Chloropropane	1000.000	993.420	0.7	103	0.00
16	T	N-Nitrosodi-n-propylamine	1000.000	1060.937	-6.1	105	0.00
17	T	3+4-Methylphenol	1000.000	1052.775	-5.3	107	0.00
18	T	Hexachloroethane	1000.000	1019.949	-2.0	111	0.00
19	S	Nitrobenzene-d5 (Surr)	1000.000	1010.052	-1.0	110	0.00
20	T	Nitrobenzene	1000.000	1058.295	-5.8	106	0.00
21	I	Naphthalene-d8 (ISTD)	2000.000	2000.000	0.0	108	0.00
22	T	Isophorone	1000.000	1028.661	-2.9	107	0.00
23	T	2-Nitrophenol	1000.000	1121.760	-12.2	118	0.00
24	T	2,4-Dimethylphenol	1000.000	987.262	1.3	104	0.00
25	T	Bis(2-chloroethoxy) methane	1000.000	1113.781	-11.4	109	0.00
26	T	Benzoic acid	2000.000	1817.644	9.1	103	0.00
27	T	2,4-Dichlorophenol	1000.000	1020.661	-2.1	111	0.00
28	T	1,2,4-Trichlorobenzene	1000.000	1022.098	-2.2	106	0.00
29	T	Naphthalene	1000.000	1048.621	-4.9	107	0.00
30	T	4-Chloroaniline	1000.000	1033.027	-3.3	108	0.00
31	T	Hexachlorobutadiene	1000.000	995.324	0.5	106	0.00
32	T	4-Chloro-3-methylphenol	1000.000	992.952	0.7	108	0.00
33	T	2-Methylnaphthalene	1000.000	1085.222	-8.5	108	0.00
34	T	1-Methylnaphthalene	1000.000	1049.763	-5.0	107	0.00
35	I	Acenaphthene-d10 (ISTD)	2000.000	2000.000	0.0	111	0.00
36	T	Hexachlorocyclopentadiene	1000.000	1089.803	-9.0	115	0.00
37	T	2,4,6-Trichlorophenol	1000.000	963.902	3.6	112	0.00
38	T	2,4,5-Trichlorophenol	1000.000	1081.649	-8.2	114	0.00
39	T	1,1'-Biphenyl	1000.000	1089.764	-9.0	110	0.00
40	S	2-Fluorobiphenyl (Surr)	1000.000	1095.248	-9.5	110	0.00
41	T	2-Chloronaphthalene	1000.000	1107.028	-10.7	112	0.00
42	T	2-Nitroaniline	1000.000	1054.080	-5.4	119	0.00
43	T	2,6-Dimethylnaphthalene	1000.000	1071.651	-7.2	108	0.00
44	T	1,4-Dinitrobenzene	1000.000	1067.403	-6.7	131	0.00
45	T	Dimethyl phthalate	1000.000	1048.390	-4.8	113	0.00
46	T	1,3-Dinitrobenzene	1000.000	1080.548	-8.1	125	0.00
47	T	2,6-Dinitrotoluene	1000.000	1065.260	-6.5	115	0.00
48	T	1,2-Dinitrobenzene	1000.000	1016.448	-1.6	112	0.00

Evaluate Continuing Calibration Report

Data Path : C:\msdchem\1\data\2019-04\9D12042\
Data File : J04121926.D
Acq On : 13 Apr 2019 1:26 am
Operator : JK/ AMS/ DTH
Sample : 9D12042-ICV1
Misc : 1x, A19C239 BNA@1000
ALS Vial : 13 Sample Multiplier: 1
DataAcq Meth:SV10_AQUISITION.M

Quant Time: Apr 15 12:07:14 2019
Quant Method : C:\msdchem\1\methods\SV10_041219.M
Quant Title : EPA 8270D: Semivolatile Organics
QLast Update : Mon Apr 15 09:10:15 2019
Response via : Initial Calibration
InstName : SV-GCMS10

Min. RRF : 0.000 Min. Rel. Area : 50% Max. R.T. Dev 0.50min
Max. RRF Dev : 30% Max. Rel. Area : 200%

		Compound	Amount	Calc.	%Dev	Area%	Dev(min)
49	T	Acenaphthylene	1000.000	1077.323	-7.7	112	0.00
50	T	3-Nitroaniline	1000.000	1139.377	-13.9	115	0.00
51	T	Acenaphthene	1000.000	1029.641	-3.0	110	0.00
52	T	2,4-Dinitrophenol	1000.000	962.195	3.8	117	0.00
53	T	4-Nitrophenol	1000.000	1076.922	-7.7	122	0.00
54	T	2,4-Dinitrotoluene	1000.000	1054.717	-5.5	119	0.00
55	T	Dibenzofuran	1000.000	1058.399	-5.8	113	0.00
56	T	2,3,5,6-Tetrachlorophenol	1000.000	1034.556	-3.5	112	0.00
57	T	2,3,4,6-Tetrachlorophenol	1000.000	1042.775	-4.3	112	0.00
58	T	Diethyl phthalate	1000.000	1068.746	-6.9	111	0.00
59	T	2,3,5-Trimethylnaphthalene	1000.000	1051.392	-5.1	111	0.00
60	T	Fluorene	1000.000	1070.707	-7.1	113	0.00
61	T	4-Chlorophenyl phenyl ether	1000.000	1046.868	-4.7	113	0.00
62	T	4-Nitroaniline	1000.000	1186.320	-18.6	123	0.00
63	T	4,6-Dinitro-2-methylphenol	1000.000	1185.979	-18.6	147	0.00
64	I	Phenanthrene-d10 (ISTD)	2000.000	2000.000	0.0	113	0.00
65	T	N-Nitrosodiphenylamine	1000.000	1079.662	-8.0	113	0.00
66	T	Azobenzene (1,2-DPH)	1000.000	1060.338	-6.0	110	0.00
67	S	2,4,6-Tribromophenol (Surr)	1000.000	1004.377	-0.4	114	0.00
68	T	4-Bromophenyl phenyl ether	1000.000	1092.310	-9.2	115	0.00
69	T	Hexachlorobenzene	1000.000	987.469	1.3	110	0.00
70	T	Pentachlorophenol (PCP)	1000.000	1050.075	-5.0	122	0.00
71	T	Phenanthrene	1000.000	1037.406	-3.7	112	0.00
72	T	Anthracene	1000.000	1053.610	-5.4	111	0.00
73	T	Carbazole	1000.000	1064.803	-6.5	110	0.00
74	T	Di-n-butyl phthalate	1000.000	1089.305	-8.9	113	0.00
75	T	Fluoranthene	1000.000	1098.536	-9.9	114	0.00
76	T	Benzidine	2000.000	1975.912	1.2	104	0.00
77	T	Pyrene	1000.000	1092.930	-9.3	114	0.00
78	I	Chrysene-d12 (ISTD)	2000.000	2000.000	0.0	116	0.00
79	S	Terphenyl-d14 (Surr)	1000.000	1045.592	-4.6	115	0.00
80	T	Butyl benzyl phthalate	1000.000	1011.767	-1.2	114	0.00
81	T	Bis(2-ethylhexyl) adipate	1000.000	980.779	1.9	115	0.00
82	T	3,3-Dichlorobenzidine	2000.000	2025.163	-1.3	101	0.00
83	T	Benz(a)anthracene	1000.000	1039.863	-4.0	118	0.00
84	T	Chrysene	1000.000	1020.998	-2.1	116	0.00
85	T	Bis(2-ethylhexyl) phthalate	1000.000	1007.488	-0.7	114	0.00
86	I	Perylene-d12 (ISTD)	2000.000	2000.000	0.0	119	0.00
87	T	Di-n-octyl phthalate	1000.000	993.336	0.7	118	0.00
88	T	Benzo(b)fluoranthene	1000.000	1030.121	-3.0	119	0.00
89	T	Benzo(k)fluoranthene	1000.000	1016.408	-1.6	117	0.00
90	T	Benzo(b+k)fluoranthene	2000.000	2049.178	-2.5	118	0.00
91	T	Benzo(e)pyrene	1000.000	1058.645	-5.9	115	0.00
92	T	Benzo(a)pyrene	1000.000	1035.112	-3.5	118	0.00
93	T	Perylene	1000.000	1170.703	-17.1	135	0.00
94	I	Dibenz(a,h)Anthrcene-d14 (I	2000.000	2000.000	0.0	119	0.00

Evaluate Continuing Calibration Report

Data Path : C:\msdchem\1\data\2019-04\9D12042\
Data File : J04121926.D
Acq On : 13 Apr 2019 1:26 am
Operator : JK/ AMS/ DTH
Sample : 9D12042-ICV1
Misc : 1x, A19C239 BNA@1000
ALS Vial : 13 Sample Multiplier: 1
DataAcq Meth:SV10_AQUISITION.M

Quant Time: Apr 15 12:07:14 2019
Quant Method : C:\msdchem\1\methods\SV10_041219.M
Quant Title : EPA 8270D: Semivolatile Organics
QLast Update : Mon Apr 15 09:10:15 2019
Response via : Initial Calibration
InstName : SV-GCMS10

Min. RRF : 0.000 Min. Rel. Area : 50% Max. R.T. Dev 0.50min
Max. RRF Dev : 30% Max. Rel. Area : 200%

	Compound	Amount	Calc.	%Dev	Area%	Dev(min)
95 T	Indeno(1,2,3-cd)pyrene	1000.000	956.675	4.3	117	0.00
96 T	Dibenz(a,h)anthracene	1000.000	1019.034	-1.9	118	0.00
97 T	Benzo(g,h,i)perylene	1000.000	1063.811	-6.4	116	0.00

(#) = Out of Range SPCC's out = 0 CCC's out = 0

Quantitation Report (Not Reviewed)

Data Path : C:\msdchem\1\data\2019-04\9D12042\
Data File : J04121912.D
Acq On : 12 Apr 2019 5:19 pm
Operator : JK/ AMS/ DTH
Sample : 9D12042-TUN1
Misc : 1x, A19D089 DFTPP@45
ALS Vial : 1 Sample Multiplier: 1
DataAcq Meth:DFTPP-8270.M

T-01

Quant Time: Apr 15 08:50:09 2019
Quant Method : C:\msdchem\1\methods\DFTPP-625.M
Quant Title : 8270 DFTPP Tune Method
QLast Update : Mon Apr 15 08:49:58 2019
Response via : Initial Calibration
InstName : SV-GCMS10

4/15/19

Compound	R.T.	QIon	Response	Conc	Units		Dev(Min)
Internal Standards							
1) 1,4-Dichlorobenzene-d4	6.749	150	105364	2.00	ug/mL		0.00
2) Naphthalene-d8	8.022	136	259999	2.00	ug/mL		0.00
3) Acenaphthene-d10	9.809	162	118988	2.00	ug/mL		0.00
5) Phenanthrene-d10	11.323	188	190047	2.00	ug/mL		0.00
11) Chrysene-d12	15.104	240	146844	2.00	ug/mL		0.00
12) Perylene-d12	17.072	264	128559	2.00	ug/mL		0.00
13) Dibenz(a,h)anthracene-...	18.361	292	108852	2.00	ug/mL	#	0.00
Target Compounds							Qvalue
4) Pentachlorophenol	11.135	266	496307	43.01	ug/mL		97
6) DFTPP	11.606	442	509644	48.91	ug/mL	#	69
7) Benzidine	12.820	184	2327418	37.28	ug/mL		95
8) 4,4-DDE	13.088	TIC	24696	No Calib			
9) 4,4-DDD	13.628	TIC	31921	No Calib			
10) 4,4-DDT	14.232	TIC	7317139	41.59	ug/mL		98

(#) = qualifier out of range (m) = manual integration (+) = signals summed

DFTPP

Data Path : C:\msdchem\1\data\2019-04\9D12042\
Data File : J04121912.D
Acq On : 12 Apr 2019 5:19 pm
Operator : JK/ AMS/ DTH
Sample : 9D12042-TUN1
Misc : 1x, A19D089 DFTPP@45
ALS Vial : 1 Sample Multiplier: 1

Integration File: rteint.p

Method : C:\msdchem\1\methods\DFTPP-625.M
Title : 8270 DFTPP Tune Method
Last Update : Mon Apr 15 08:49:58 2019

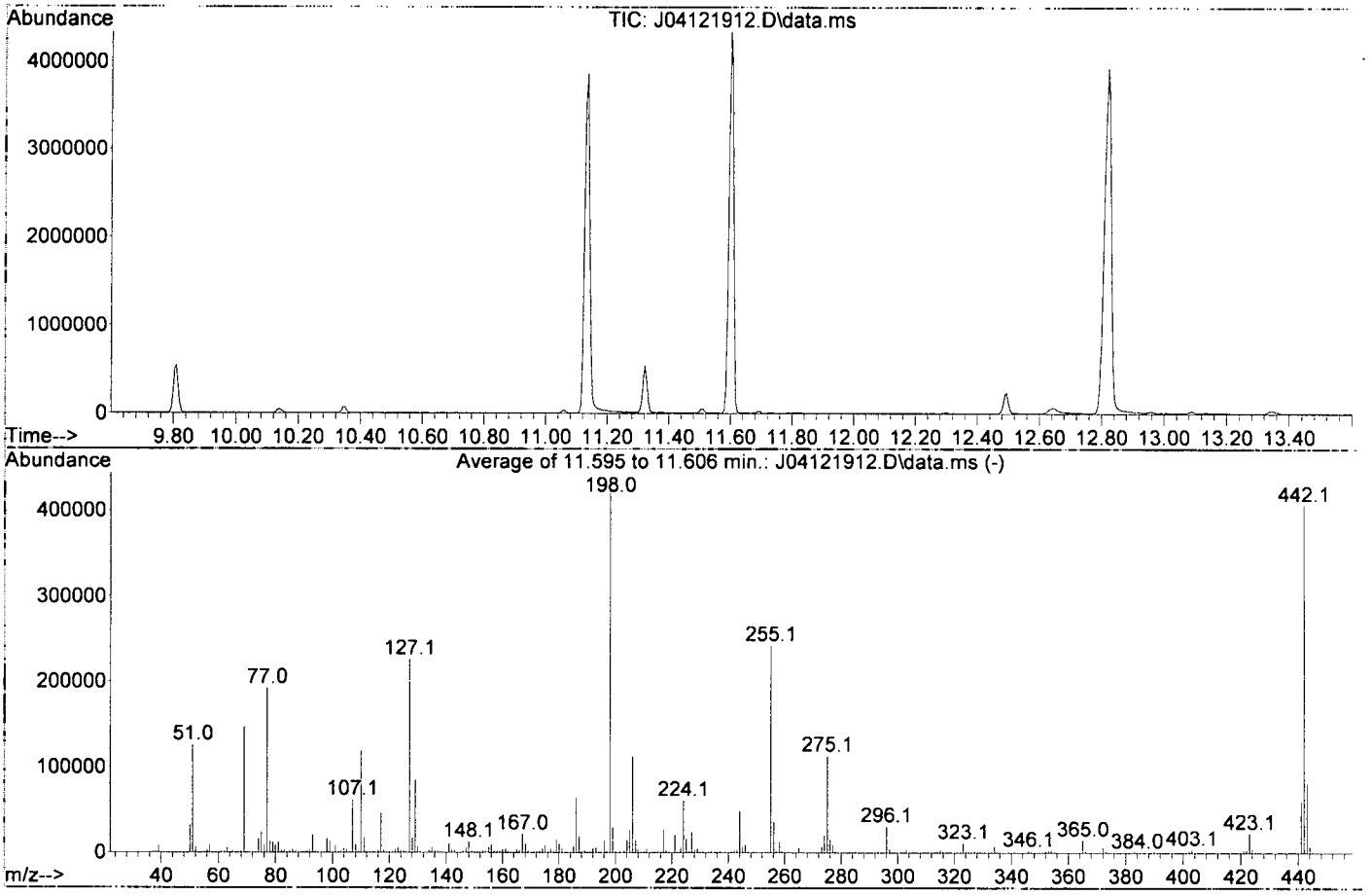

AutoFind: Scans 1516, 1517, 1518; Background Corrected with Scan 1511

T-01

4/15/19

Target Mass	Rel. to Mass	Lower Limit%	Upper Limit%	Rel. Abn%	Raw Abn	Result Pass/Fail
51	198	30	60	29.7	125636	FAIL*
68	69	0.00	2	1.4	2103	PASS
69	198	0.00	100	34.7	146789	PASS
70	69	0.00	2	0.5	756	PASS
127	198	40	60	53.5	226005	PASS
197	198	0.00	1	0.5	2241	PASS
198	198	100	100	100.0	422549	PASS
199	198	5	9	6.9	29192	PASS
275	198	10	30	26.8	113115	PASS
365	198	1	100	3.4	14380	PASS
441	443	0.01	100	75.1	60699	PASS
442	198	40	100	96.1	406187	PASS
443	442	17	23	19.9	80771	PASS

Data Path : C:\msdchem\1\data\2019-04\9D12042\
Data File : J04121912.D
Acq On : 12 Apr 2019 5:19 pm
Operator : JK/ AMS/ DTH
Sample : 9D12042-TUN1
Misc : 1x, A19D089 DFTPP@45
ALS Vial : 1 Sample Multiplier: 1

Integration File: rteint.p

Method : C:\msdchem\1\methods\DFTPP-8270.M
Title : 8270 DFTPP Tune Method
Last Update : Wed Apr 10 09:20:15 2019

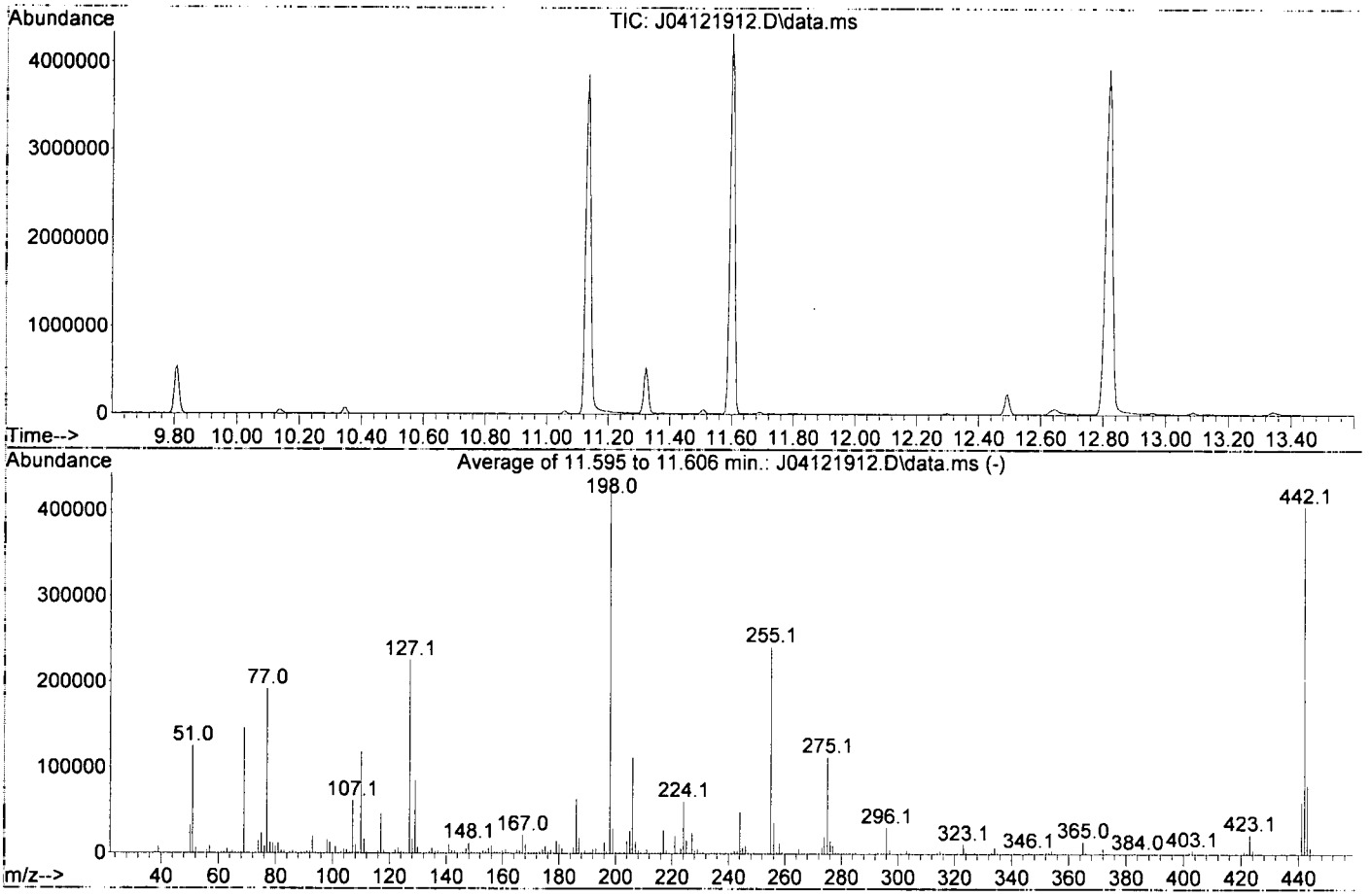

AutoFind: Scans 1516, 1517, 1518; Background Corrected with Scan 1511

Target Mass	Rel. to Mass	Lower Limit%	Upper Limit%	Rel. Abn%	Raw Abn	Result Pass/Fail
51	198	10	80	29.7	125636	PASS
68	69	0.00	2	1.4	2103	PASS
69	198	0.00	100	34.7	146789	PASS
70	69	0.00	2	0.5	756	PASS
127	198	10	80	53.5	226005	PASS
197	198	0.00	2	0.5	2241	PASS
198	198	100	100	100.0	422549	PASS
199	198	5	9	6.9	29192	PASS
275	198	10	60	26.8	113115	PASS
365	198	1	100	3.4	14380	PASS
441	442	0.01	24	14.9	60699	PASS
442	198	50	200	96.1	406187	PASS
443	442	15	24	19.9	80771	PASS

T-01

JK 4/15/19

Quantitation Report (Not Reviewed)

Data Path : C:\msdchem\1\data\2019-04\9D12042\
Data File : J04121912.D
Acq On : 12 Apr 2019 5:19 pm
Operator : JK/ AMS/ DTH
Sample : 9D12042-TUN1
Misc : 1x, A19D089 DFTPP@45
ALS Vial : 1 Sample Multiplier: 1
DataAcq Meth:DFTPP-8270.M

Quant Time: Apr 15 08:50:09 2019
Quant Method : C:\msdchem\1\methods\DFTPP-625.M
Quant Title : 8270 DFTPP Tune Method
QLast Update : Mon Apr 15 08:49:58 2019
Response via : Initial Calibration
InstName : SV-GCMS10

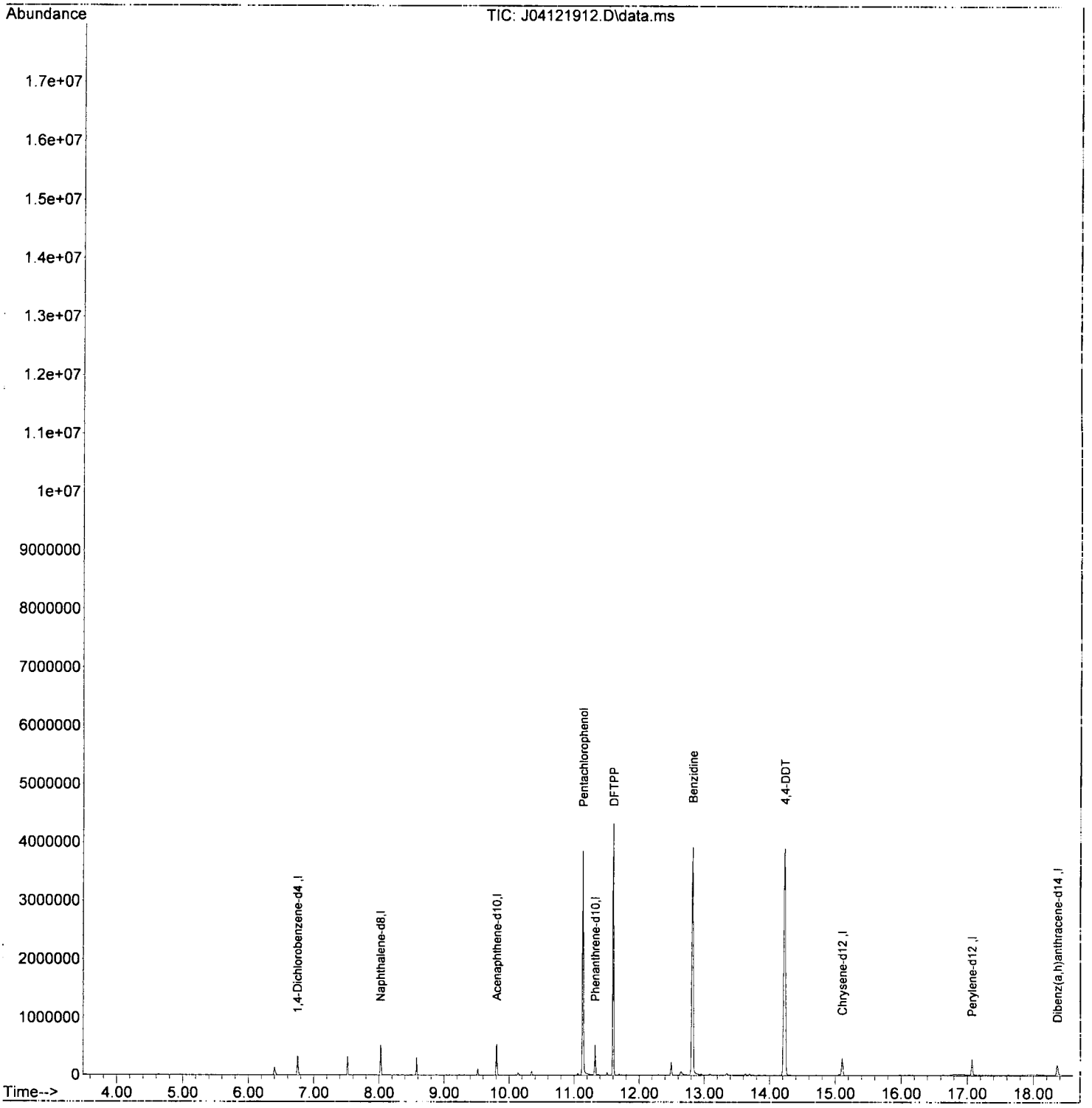

Quantitation Report (Not Reviewed)

Data Path : C:\msdchem\1\data\2019-04\9D12042\
Data File : J04121913.D
Acq On : 12 Apr 2019 5:47 pm
Operator : JK/ AMS/ DTH
Sample : 9D12042-TUN2
Misc : 1x, A19D089 DFTPP@45
ALS Vial : 1 Sample Multiplier: 1
DataAcq Meth:DFTPP-8270.M

Quant Time: Apr 15 08:50:50 2019
Quant Method : C:\msdchem\1\methods\DFTPP-625.M
Quant Title : 8270 DFTPP Tune Method
QLast Update : Mon Apr 15 08:49:58 2019
Response via : Initial Calibration
InstName : SV-GCMS10

JK 4/15/19

Compound	R.T.	QIon	Response	Conc	Units		Dev(Min)
Internal Standards							
1) 1,4-Dichlorobenzene-d4	6.755	150	96555	2.00	ug/mL		0.00
2) Naphthalene-d8	8.023	136	242638	2.00	ug/mL		0.00
3) Acenaphthene-d10	9.809	162	107879	2.00	ug/mL		0.00
5) Phenanthrene-d10	11.323	188	174337	2.00	ug/mL		0.00
11) Chrysene-d12	15.104	240	131592	2.00	ug/mL		0.00
12) Perylene-d12	17.072	264	108112	2.00	ug/mL		0.00
13) Dibenz(a,h)anthracene-...	18.361	292	98890	2.00	ug/mL	#	0.00
Target Compounds							Qvalue
4) Pentachlorophenol	11.135	266	464648	44.41	ug/mL		97
6) DFTPP	11.606	442	460400	48.17	ug/mL	#	66
7) Benzidine	12.820	184	2222430	38.81	ug/mL		95
8) 4,4-DDE	13.088	TIC	21833	No Calib			
9) 4,4-DDD	13.628	TIC	21085	No Calib			
10) 4,4-DDT	14.227	TIC	6698933	41.51	ug/mL		99

(#) = qualifier out of range (m) = manual integration (+) = signals summed

DFTPP

Data Path : C:\msdchem\1\data\2019-04\9D12042\
Data File : J04121913.D
Acq On : 12 Apr 2019 5:47 pm
Operator : JK/ AMS/ DTH
Sample : 9D12042-TUN2
Misc : 1x, A19D089 DFTPP@45
ALS Vial : 1 Sample Multiplier: 1

Integration File: rteint.p

Method : C:\msdchem\1\methods\DFTPP-625.M
Title : 8270 DFTPP Tune Method
Last Update : Mon Apr 15 08:49:58 2019

JK 4/15/19

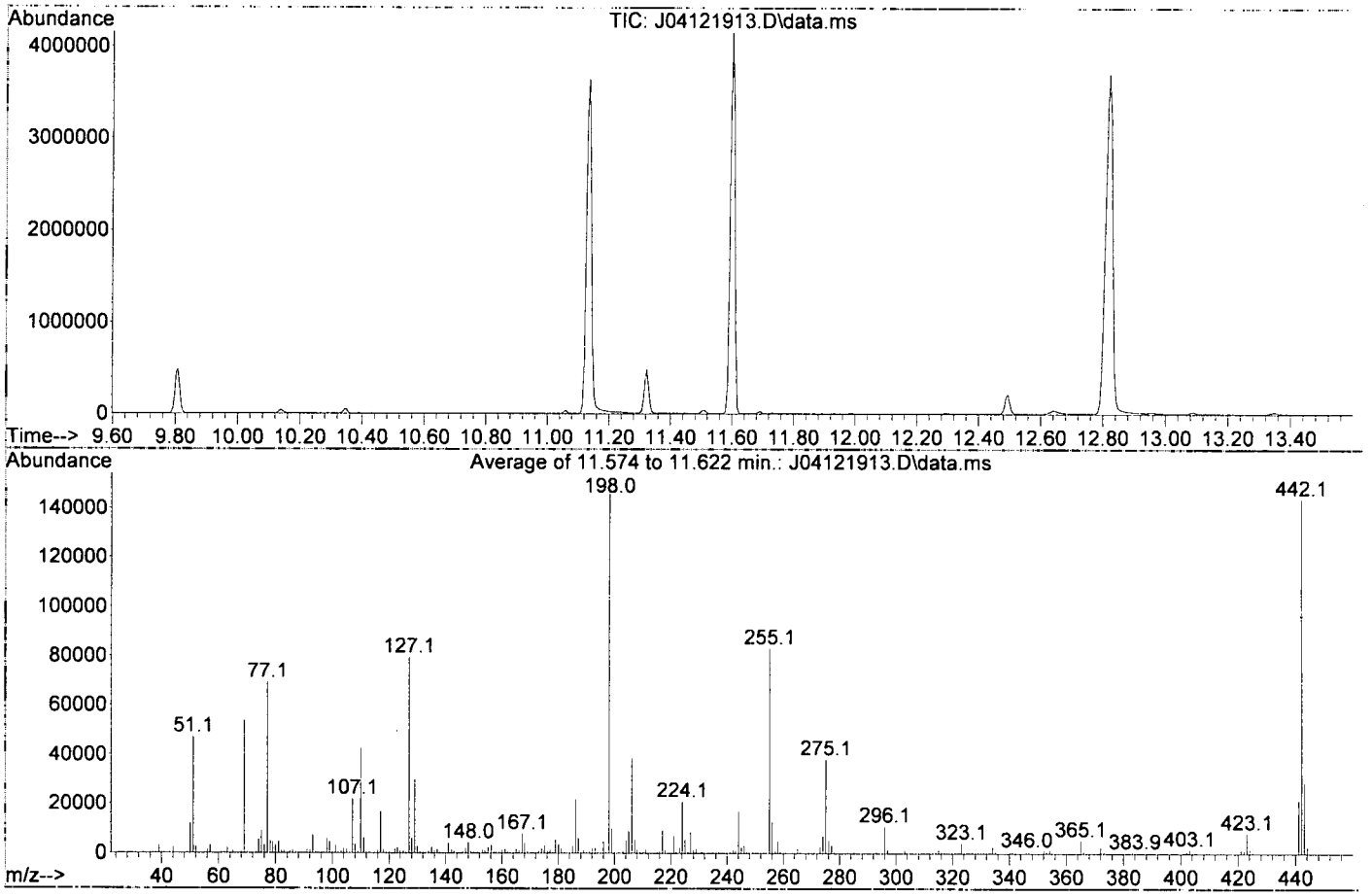

Spectrum Information: Average of 11.574 to 11.622 min.

Target Mass	Rel. to Mass	Lower Limit%	Upper Limit%	Rel. Abn%	Raw Abn	Result Pass/Fail
51	198	30	60	32.1	47075	PASS
68	69	0.00	2	1.4	739	PASS
69	198	0.00	100	36.8	53963	PASS
70	69	0.00	2	0.6	303	PASS
127	198	40	60	54.1	79320	PASS
197	198	0.00	1	0.3	412	PASS
198	198	100	100	100.0	146603	PASS
199	198	5	9	6.8	9971	PASS
275	198	10	30	26.0	38183	PASS
365	198	1	100	3.5	5166	PASS
441	443	0.01	100	75.0	21528	PASS
442	198	40	100	98.1	143756	PASS
443	442	17	23	20.0	28722	PASS

Data Path : C:\msdchem\1\data\2019-04\9D12042\
Data File : J04121913.D
Acq On : 12 Apr 2019 5:47 pm
Operator : JK/ AMS/ DTH
Sample : 9D12042-TUN2
Misc : 1x, A19D089 DFTPP@45
ALS Vial : 1 Sample Multiplier: 1

Integration File: rteint.p

Method : C:\msdchem\1\methods\DFTPP-8270.M
Title : 8270 DFTPP Tune Method
Last Update : Wed Apr 10 09:20:15 2019

JD 4/15/19

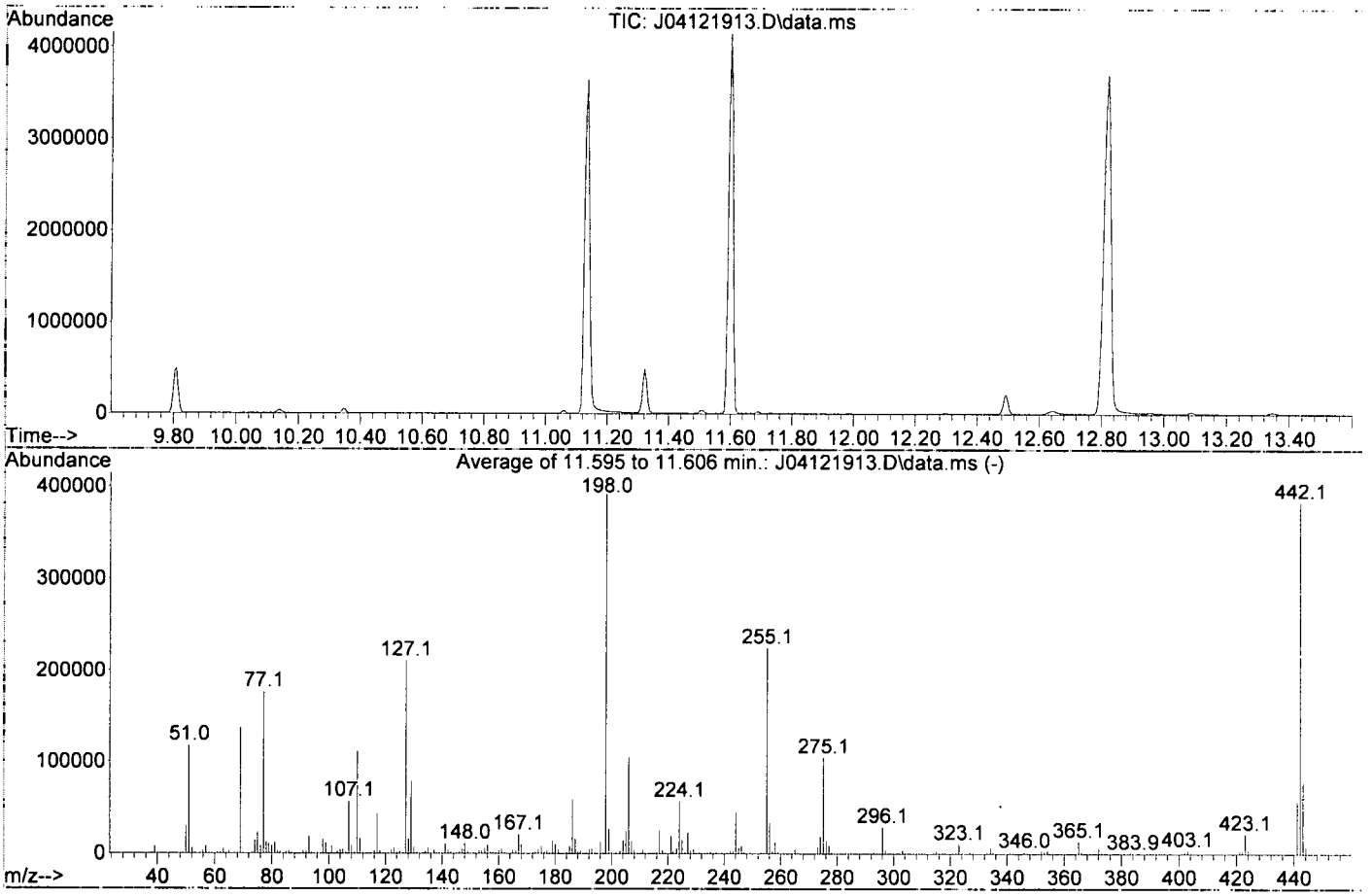

AutoFind: Scans 1516, 1517, 1518; Background Corrected with Scan 1511

Target Mass	Rel. to Mass	Lower Limit%	Upper Limit%	Rel. Abn%	Raw Abn	Result Pass/Fail
51	198	10	80	29.9	117992	PASS
68	69	0.00	2	1.4	1916	PASS
69	198	0.00	100	34.8	137277	PASS
70	69	0.00	2	0.5	700	PASS
127	198	10	80	53.5	211115	PASS
197	198	0.00	2	0.3	1356	PASS
198	198	100	100	100.0	394773	PASS
199	198	5	9	6.9	27253	PASS
275	198	10	60	26.5	104576	PASS
365	198	1	100	3.4	13573	PASS
441	442	0.01	24	14.9	57208	PASS
442	198	50	200	97.2	383808	PASS
443	442	15	24	20.2	77488	PASS

Quantitation Report (Qedit)

Data Path : C:\msdchem\1\data\2019-04\9D12042\
Data File : J04121913.D
Acq On : 12 Apr 2019 5:47 pm
Operator : JK/ AMS/ DTH
Sample : 9D12042-TUN2
Misc : 1x, A19D089 DFTPP@45
ALS Vial : 1 Sample Multiplier: 1
DataAcq Meth:DFTPP-8270.M

Quant Time: Apr 15 08:50:50 2019
Quant Method : C:\msdchem\1\methods\DFTPP-625.M
Quant Title : 8270 DFTPP Tune Method
QLast Update : Mon Apr 15 08:49:58 2019
Response via : Initial Calibration
InstName : SV-GCMS10

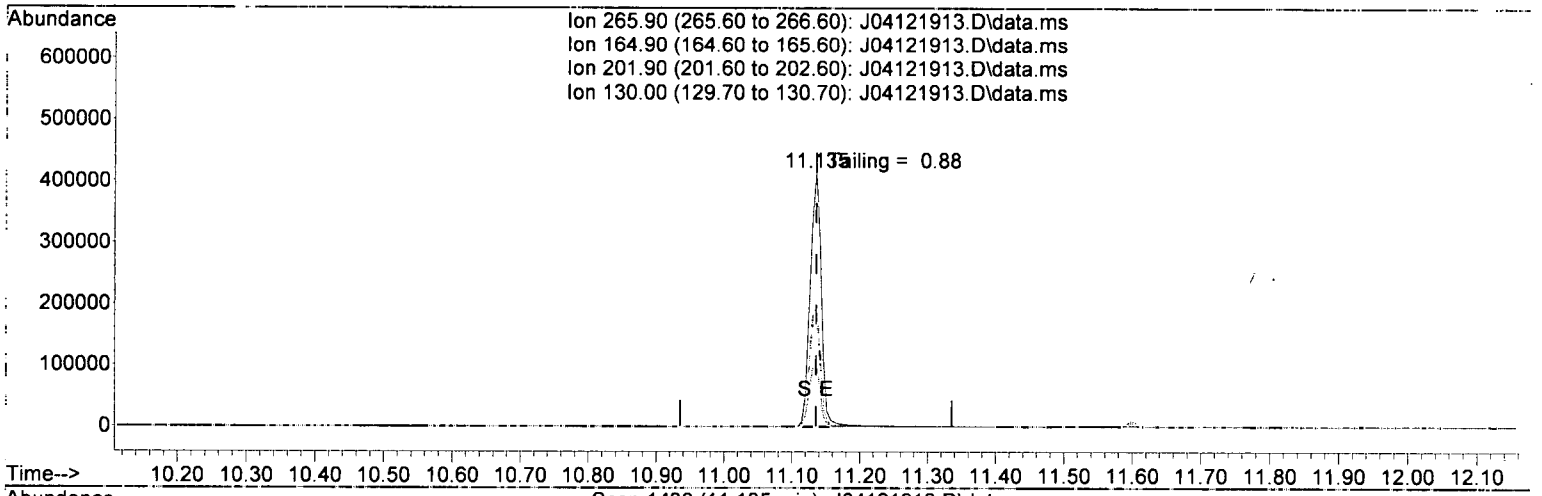

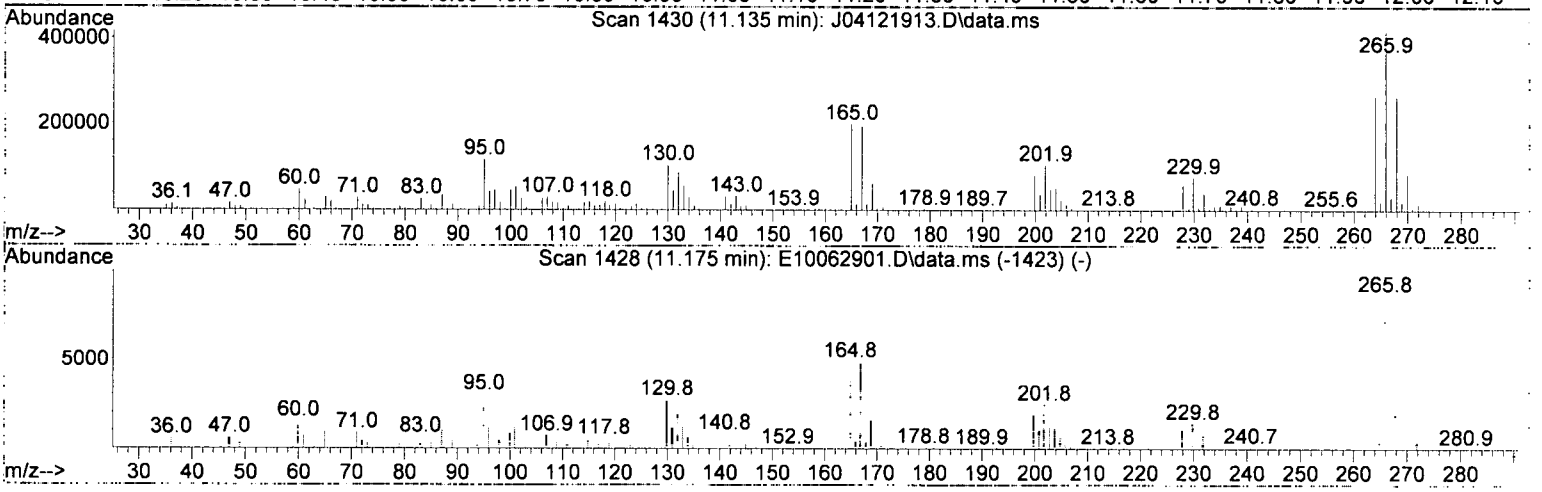

TIC: J04121913.D\data.ms

(4) Pentachlorophenol

11.135min (+ 0.000) 44.41 ug/mL

response 464648

Ion	Exp%	Act%
265.90	100.00	100.00
164.90	50.80	47.90
201.90	25.10	25.27
130.00	27.20	25.16

4/15/19

Quantitation Report (Qedit)

Data Path : C:\msdchem\1\data\2019-04\9D12042\
Data File : J04121913.D
Acq On : 12 Apr 2019 5:47 pm
Operator : JK/ AMS/ DTH
Sample : 9D12042-TUN2
Misc : 1x, A19D089 DFTPP@45
ALS Vial : 1 Sample Multiplier: 1
DataAcq Meth:DFTPP-8270.M

Quant Time: Apr 15 08:50:50 2019
Quant Method : C:\msdchem\1\methods\DFTPP-625.M
Quant Title : 8270 DFTPP Tune Method
QLast Update : Mon Apr 15 08:49:58 2019
Response via : Initial Calibration
InstName : SV-GCMS10

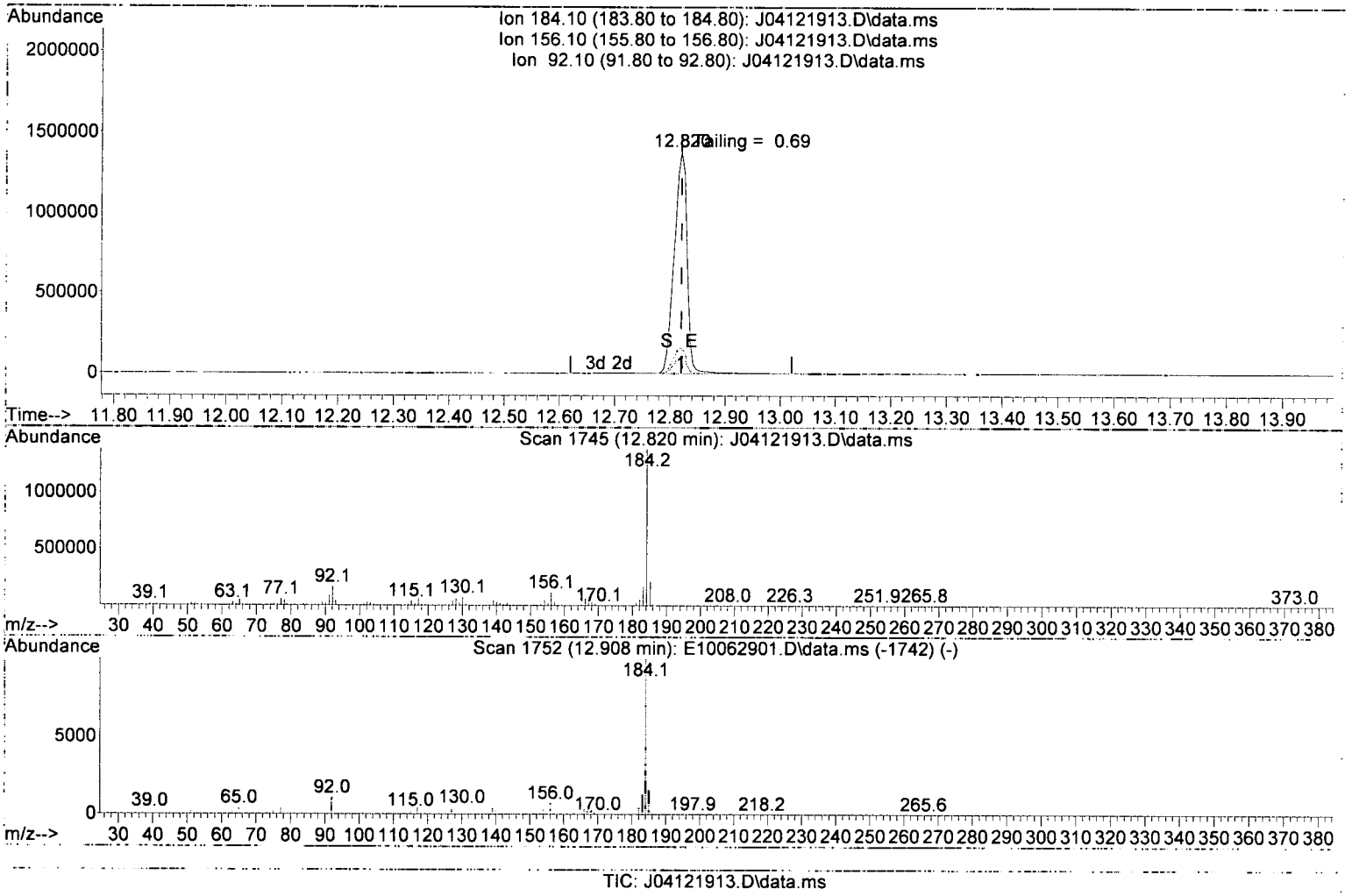

TIC: J04121913.D\data.ms

(7) Benzidine

12.820min (+ 0.000) 38.81 ug/mL

response 2222430

Ion	Exp%	Act%
184.10	100.00	100.00
156.10	8.40	8.11
92.10	8.40	11.75
0.00	0.00	0.00

4/15/19

DDT Breakdown Check (Validated 5/1/2013)

From:
9D12042-TUN2
SV-GCMS10

First Column Area Counts		Percent Breakdown	
DDE	21833		
DDD	21085		
DDT	6698933	0.64	PASS

Breakdown must be less than 20% to accept sample data.

9/15/19

Quantitation Report (Not Reviewed)

Data Path : C:\msdchem\1\data\2019-04\9D12042\
Data File : J04121913.D
Acq On : 12 Apr 2019 5:47 pm
Operator : JK/ AMS/ DTH
Sample : 9D12042-TUN2
Misc : 1x, A19D089 DFTPP@45
ALS Vial : 1 Sample Multiplier: 1
DataAcq Meth:DFTPP-8270.M

Quant Time: Apr 15 08:50:50 2019
Quant Method : C:\msdchem\1\methods\DFTPP-625.M
Quant Title : 8270 DFTPP Tune Method
QLast Update : Mon Apr 15 08:49:58 2019
Response via : Initial Calibration
InstName : SV-GCMS10

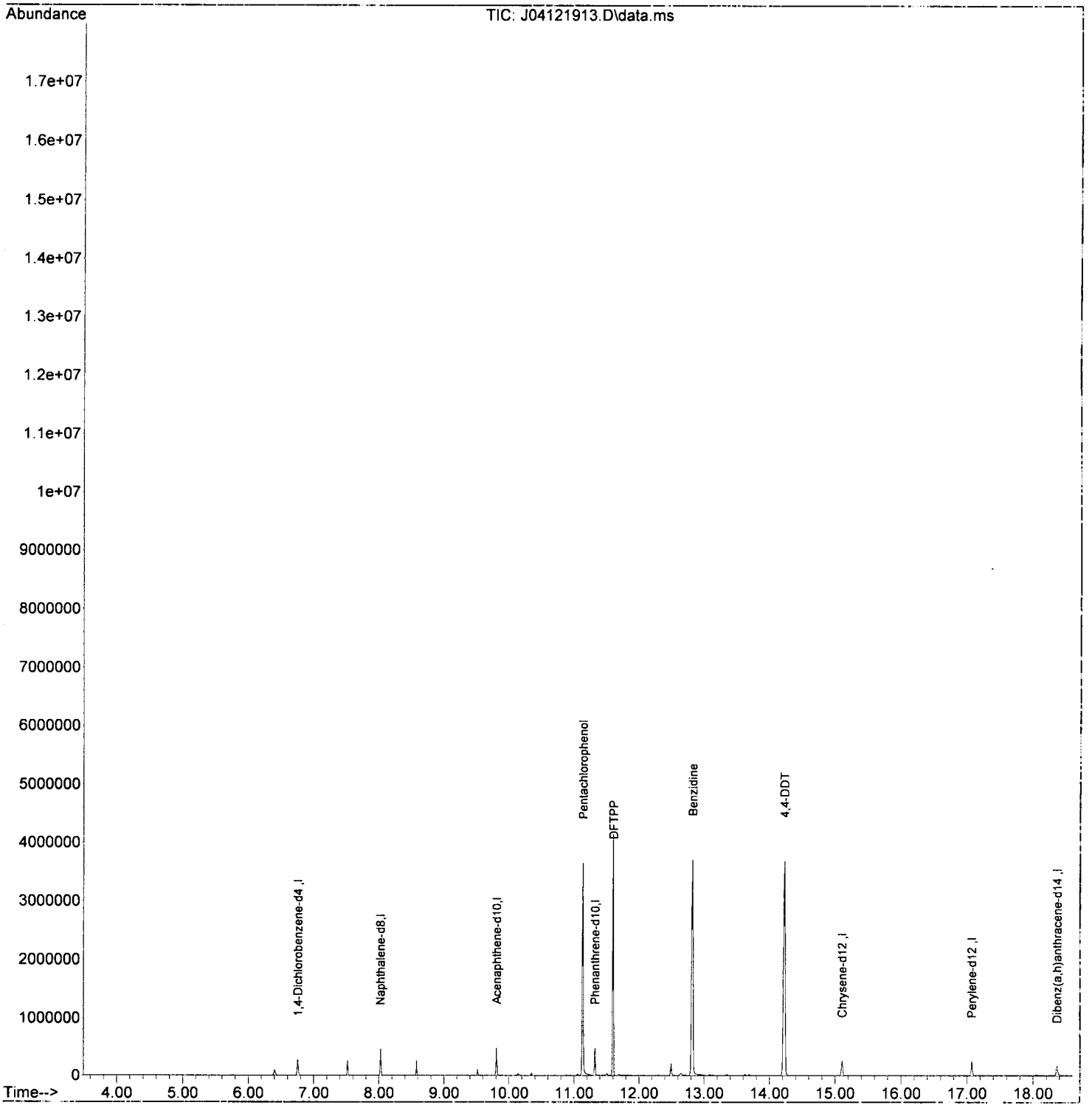

Quantitation Report (Not Reviewed)

Data Path : C:\msdchem\1\data\2019-04\9D12042\
Data File : J04121914.D
Acq On : 12 Apr 2019 6:15 pm
Operator : JK/ AMS/ DTH
Sample : 9D12042-ICB1
Misc : 1x, DCM + ISTD
ALS Vial : 2 Sample Multiplier: 1
DataAcq Meth:SV10_AQUISITION.M

Quant Time: Apr 15 08:54:51 2019
Quant Method : C:\msdchem\1\methods\SV10_041219.M
Quant Title : EPA 8270D: Semivolatile Organics
QLast Update : Mon Apr 15 08:54:36 2019
Response via : Initial Calibration
InstName : SV-GCMS10

JD 4/15/19

Compound	R.T.	QIon	Response	Conc	Units	Dev(Min)
Internal Standards						
1) 1,4-Dichlorobenzene-d4...	6.808	152	191647	2000.00	ng/ml	0.00
21) Naphthalene-d8 (ISTD)	8.081	136	826553	2000.00	ng/ml	0.00
35) Acenaphthene-d10 (ISTD)	9.863	162	414672	2000.00	ng/ml	0.00
64) Phenanthrene-d10 (ISTD)	11.376	188	690915	2000.00	ng/ml	0.00
78) Chrysene-d12 (ISTD)	15.350	240	599238	2000.00	ng/ml	0.00
86) Perylene-d12 (ISTD)	18.870	264	535993	2000.00	ng/ml	0.00
94) Dibenz(a,h)Anthrcene-d...	21.261	292	488117	2000.00	ng/ml	0.00
System Monitoring Compounds						
4) 2-Fluorophenol (Surr)	5.632	112	56	0.42	ng/ml	0.10
5) Phenol-d6(Surr)	0.000	99	0	0.00	ng/ml	
19) Nitrobenzene-d5 (Surr)	0.000	82	0	0.00	ng/ml	
40) 2-Fluorobiphenyl (Surr)	0.000	172	0	0.00	ng/ml	
67) 2,4,6-Tribromophenol (...	0.000	330	0	0.00	ng/ml	
79) Terphenyl-d14 (Surr)	0.000	244	0	0.00	ng/ml	
Target Compounds						Qvalue
2) N-Nitrosodimethylamine	0.000		0	N.D.		
3) Pyridine	0.000		0	N.D.		
6) Phenol	0.000		0	N.D.		
7) Aniline	6.520	93	66	N.D.		
8) Bis(2-chloroethyl) ether	6.520	93	66	N.D.		
9) 2-Chlorophenol	0.000		0	N.D.		
10) 1,3-Dichlorobenzene	0.000		0	N.D.		
11) 1,4-Dichlorobenzene	0.000		0	N.D.		
12) Benzyl alcohol	6.953	108	54	N.D.		
13) 1,2-Dichlorobenzene	0.000		0	N.D.		
14) 2-Methylphenol	0.000		0	N.D.		
15) 2,2'-Oxybis(1-Chloropr...	0.000		0	N.D.		
16) N-Nitrosodi-n-propylamine	0.000		0	N.D.		
17) 3+4-Methylphenol	7.231	107	56	N.D.		
18) Hexachloroethane	0.000		0	N.D.		
20) Nitrobenzene	7.365	77	53	N.D.		
22) Isophorone	0.000		0	N.D.		
23) 2-Nitrophenol	0.000		0	N.D.		
24) 2,4-Dimethylphenol	0.000		0	N.D.		
25) Bis(2-chloroethoxy) me...	0.000		0	N.D.		
26) Benzoic acid	7.809	105	64	535.50	ng/ml#	65
27) 2,4-Dichlorophenol	0.000		0	N.D.		
28) 1,2,4-Trichlorobenzene	0.000		0	N.D.		
29) Naphthalene	0.000		0	N.D.		
30) 4-Chloroaniline	0.000		0	N.D.		
31) Hexachlorobutadiene	0.000		0	N.D.		
32) 4-Chloro-3-methylphenol	8.638	107	83	N.D.		
33) 2-Methylnaphthalene	0.000		0	N.D.		
34) 1-Methylnaphthalene	0.000		0	N.D.		
36) Hexachlorocyclopentadiene	0.000		0	N.D.		
37) 2,4,6-Trichlorophenol	0.000		0	N.D.		
38) 2,4,5-Trichlorophenol	0.000		0	N.D.		
39) 1,1'-Biphenyl	0.000		0	N.D.		
41) 2-Chloronaphthalene	0.000		0	N.D.		
42) 2-Nitroaniline	0.000		0	N.D.		
43) 2,6-Dimethylnaphthalene	0.000		0	N.D.		

Quantitation Report (Not Reviewed)

Data Path : C:\msdchem\1\data\2019-04\9D12042\
Data File : J04121914.D
Acq On : 12 Apr 2019 6:15 pm
Operator : JK/ AMS/ DTH
Sample : 9D12042-ICB1
Misc : 1x, DCM + ISTD
ALS Vial : 2 Sample Multiplier: 1
DataAcq Meth:SV10_AQUISITION.M

Quant Time: Apr 15 08:54:51 2019
Quant Method : C:\msdchem\1\methods\SV10_041219.M
Quant Title : EPA 8270D: Semivolatile Organics
QLast Update : Mon Apr 15 08:54:36 2019
Response via : Initial Calibration
InstName : SV-GCMS10

Compound	R.T.	QIon	Response	Conc	Units	Dev(Min)
44) 1,4-Dinitrobenzene	0.000		0	N.D.		
45) Dimethyl phthalate	0.000		0	N.D.		
46) 1,3-Dinitrobenzene	0.000		0	N.D.		
47) 2,6-Dinitrotoluene	0.000		0	N.D.		
48) 1,2-Dinitrobenzene	0.000		0	N.D.		
49) Acenaphthylene	0.000		0	N.D.		
50) 3-Nitroaniline	0.000		0	N.D.		
51) Acenaphthene	9.863	153	128	N.D.		
52) 2,4-Dinitrophenol	0.000		0	N.D.		
53) 4-Nitrophenol	0.000		0	N.D.		
54) 2,4-Dinitrotoluene	10.018	165	104	N.D.		
55) Dibenzofuran	0.000		0	N.D.		
56) 2,3,5,6-Tetrachlorophenol	10.205	232	90	N.D.		
57) 2,3,4,6-Tetrachlorophenol	10.205	232	90	N.D.		
58) Diethyl phthalate	10.280	149	73	N.D.		
59) 2,3,5-Trimethylnaphtha...	0.000		0	N.D.		
60) Fluorene	0.000		0	N.D.		
61) 4-Chlorophenyl phenyl ...	0.000		0	N.D.		
62) 4-Nitroaniline	0.000		0	N.D.		
63) 4,6-Dinitro-2-methylph...	0.000		0	N.D.		
65) N-Nitrosodiphenylamine	0.000		0	N.D.		
66) Azobenzene (1,2-DPH)	10.569	77	73	N.D.		
68) 4-Bromophenyl phenyl e...	0.000		0	N.D.		
69) Hexachlorobenzene	0.000		0	N.D.		
70) Pentachlorophenol (PCP)	11.184	266	1392	81.96	ng/ml	81
71) Phenanthrene	11.376	178	277	N.D.		
72) Anthracene	11.376	178	277	N.D.		
73) Carbazole	0.000		0	N.D.		
74) Di-n-butyl phthalate	11.949	149	56	Below Cal		78
75) Fluoranthene	0.000		0	N.D.		
76) Benzidine	12.874	184	15679	203.41	ng/ml	97
77) Pyrene	0.000		0	N.D.		
80) Butyl benzyl phthalate	0.000		0	N.D.		
81) Bis(2-ethylhexyl) adipate	14.291	129	1022	Below Cal		93
82) 3,3-Dichlorobenzidine	15.281	252	236	Below Cal		83
83) Benz(a)anthracene	15.350	228	1625	4.71	ng/ml	66
84) Chrysene	15.350	228	1600	4.92	ng/ml	63
85) Bis(2-ethylhexyl) phth...	0.000		0	N.D.		
87) Di-n-octyl phthalate	0.000		0	N.D.		
88) Benzo(b)fluoranthene	0.000		0	N.D.		
89) Benzo(k)fluoranthene	0.000		0	N.D.		
90) Benzo(b+k)fluoranthene	0.000		0	N.D.		
91) Benzo(e)pyrene	18.581	252	72	N.D.		
92) Benzo(a)pyrene	0.000		0	N.D.		
93) Perylene	18.864	252	1719	6.02	ng/ml	69
95) Indeno(1,2,3-cd)pyrene	21.255	276	344	N.D.		
96) Dibenz(a,h)anthracene	21.325	278	129	N.D.		
97) Benzo(g,h,i)perylene	0.000		0	N.D.		

(#) = qualifier out of range (m) = manual integration (+) = signals summed

Quantitation Report (Not Reviewed)

Data Path : C:\msdchem\1\data\2019-04\9D12042\
Data File : J04121914.D
Acq On : 12 Apr 2019 6:15 pm
Operator : JK/ AMS/ DTH
Sample : 9D12042-ICB1
Misc : 1x, DCM + ISTD
ALS Vial : 2 Sample Multiplier: 1
DataAcq Meth:SV10_AQUISITION.M

Quant Time: Apr 15 08:54:51 2019
Quant Method : C:\msdchem\1\methods\SV10_041219.M
Quant Title : EPA 8270D: Semivolatile Organics
QLast Update : Mon Apr 15 08:54:36 2019
Response via : Initial Calibration
InstName : SV-GCMS10

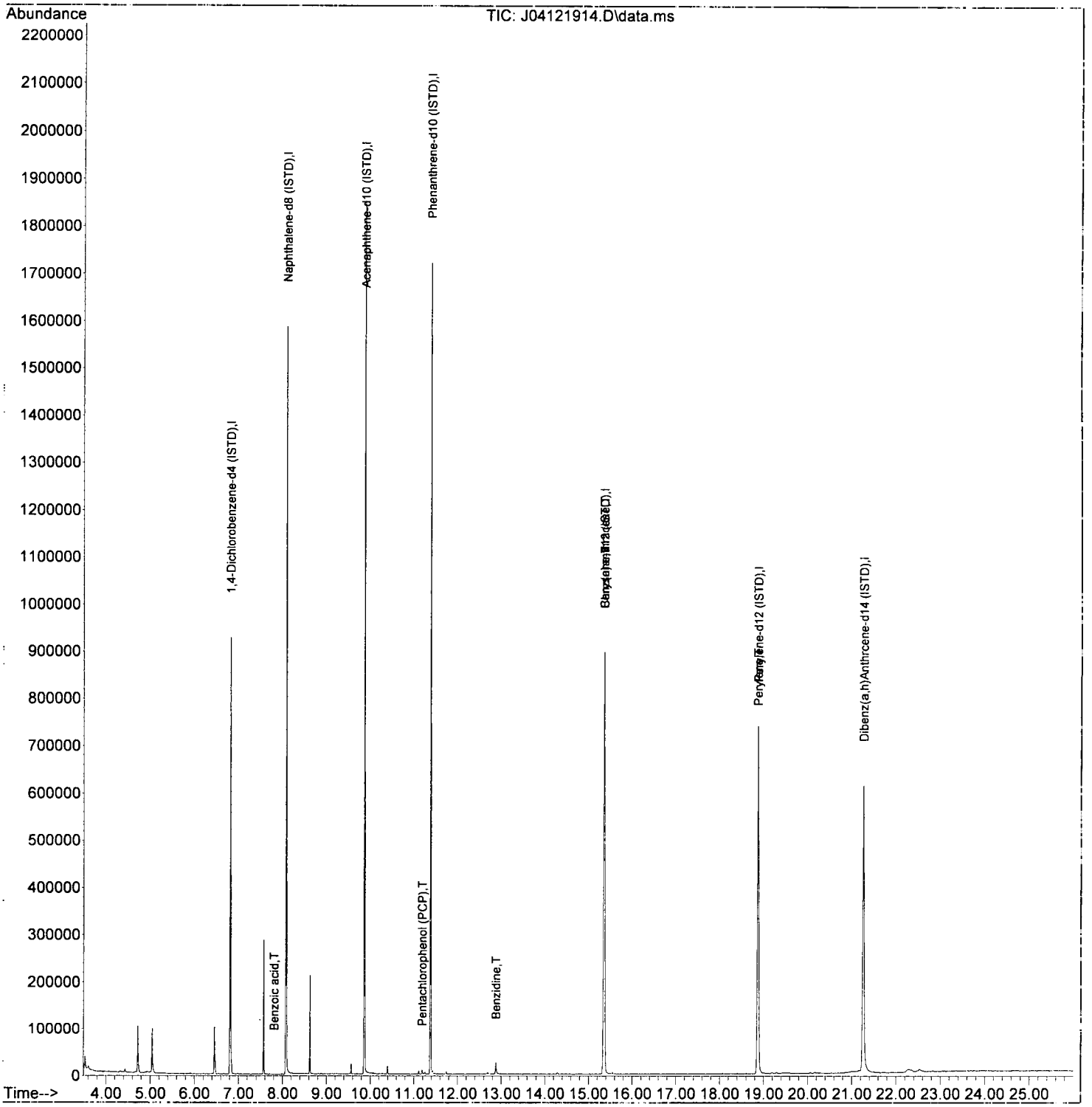

Quantitation Report (Not Reviewed)

Data Path : C:\msdchem\1\data\2019-04\9D12042\
Data File : J04121914.D
Acq On : 12 Apr 2019 6:15 pm
Operator : JK/ AMS/ DTH
Sample : 9D12042-ICB1
Misc : 1x, DCM + ISTD
ALS Vial : 2 Sample Multiplier: 1
DataAcq Meth:SV10_AQUISITION.M

Final Requant
JD 4/15/19

Quant Time: Apr 15 12:07:03 2019
Quant Method : C:\msdchem\1\methods\SV10_041219.M
Quant Title : EPA 8270D: Semivolatile Organics
QLast Update : Mon Apr 15 09:10:15 2019
Response via : Initial Calibration
InstName : SV-GCMS10

Compound	R.T.	QIon	Response	Conc	Units	Dev(Min)
Internal Standards						
1) 1,4-Dichlorobenzene-d4...	6.808	152	191647	2000.00	ng/ml	0.00
21) Naphthalene-d8 (ISTD)	8.081	136	826553	2000.00	ng/ml	0.00
35) Acenaphthene-d10 (ISTD)	9.863	162	414672	2000.00	ng/ml	0.00
64) Phenanthrene-d10 (ISTD)	11.376	188	690915	2000.00	ng/ml	0.00
78) Chrysene-d12 (ISTD)	15.350	240	599238	2000.00	ng/ml	0.00
86) Perylene-d12 (ISTD)	18.870	264	535993	2000.00	ng/ml	0.00
94) Dibenz(a,h)Anthrcene-d...	21.261	292	488117	2000.00	ng/ml	0.00
System Monitoring Compounds						
4) 2-Fluorophenol (Surr)	5.632	112	56	0.45	ng/ml	0.10
5) Phenol-d6(Surr)	0.000	99	0	0.00	ng/ml	
19) Nitrobenzene-d5 (Surr)	0.000	82	0	0.00	ng/ml	
40) 2-Fluorobiphenyl (Surr)	0.000	172	0	0.00	ng/ml	
67) 2,4,6-Tribromophenol (...	0.000	330	0	0.00	ng/ml	
79) Terphenyl-d14 (Surr)	0.000	244	0	0.00	ng/ml	
Target Compounds						Qvalue
2) N-Nitrosodimethylamine	0.000		0	N.D.		
3) Pyridine	0.000		0	N.D.		
6) Phenol	0.000		0	N.D.		
7) Aniline	6.520	93	66	N.D.		
8) Bis(2-chloroethyl) ether	6.520	93	66	N.D.		
9) 2-Chlorophenol	0.000		0	N.D.		
10) 1,3-Dichlorobenzene	0.000		0	N.D.		
11) 1,4-Dichlorobenzene	0.000		0	N.D.		
12) Benzyl alcohol	6.953	108	54	32.86	ng/ml#	74
13) 1,2-Dichlorobenzene	0.000		0	N.D.		
14) 2-Methylphenol	0.000		0	N.D.		
15) 2,2'-Oxybis(1-Chloropr...	0.000		0	N.D.		
16) N-Nitrosodi-n-propylamine	0.000		0	N.D.		
17) 3+4-Methylphenol	7.231	107	56	9.40	ng/ml#	14
18) Hexachloroethane	0.000		0	N.D.		
20) Nitrobenzene	7.365	77	53	N.D.		
22) Isophorone	0.000		0	N.D.		
23) 2-Nitrophenol	0.000		0	N.D.		
24) 2,4-Dimethylphenol	0.000		0	N.D.		
25) Bis(2-chloroethoxy) me...	0.000		0	N.D.		
26) Benzoic acid	7.809	105	64	752.88	ng/ml#	65
27) 2,4-Dichlorophenol	0.000		0	N.D.		
28) 1,2,4-Trichlorobenzene	0.000		0	N.D.		
29) Naphthalene	0.000		0	N.D.		
30) 4-Chloroaniline	0.000		0	N.D.		
31) Hexachlorobutadiene	0.000		0	N.D.		
32) 4-Chloro-3-methylphenol	8.638	107	83	64.31	ng/ml#	1
33) 2-Methylnaphthalene	0.000		0	N.D.		
34) 1-Methylnaphthalene	0.000		0	N.D.		
36) Hexachlorocyclopentadiene	0.000		0	N.D.		
37) 2,4,6-Trichlorophenol	0.000		0	N.D.		
38) 2,4,5-Trichlorophenol	0.000		0	N.D.		
39) 1,1'-Biphenyl	0.000		0	N.D.		
41) 2-Chloronaphthalene	0.000		0	N.D.		
42) 2-Nitroaniline	0.000		0	N.D.		
43) 2,6-Dimethylnaphthalene	0.000		0	N.D.		

Quantitation Report (Not Reviewed)

Data Path : C:\msdchem\1\data\2019-04\9D12042\
Data File : J04121914.D
Acq On : 12 Apr 2019 6:15 pm
Operator : JK/ AMS/ DTH
Sample : 9D12042-ICB1
Misc : 1x, DCM + ISTD
ALS Vial : 2 Sample Multiplier: 1
DataAcq Meth:SV10_AQUISITION.M

Quant Time: Apr 15 12:07:03 2019
Quant Method : C:\msdchem\1\methods\SV10_041219.M
Quant Title : EPA 8270D: Semivolatile Organics
QLast Update : Mon Apr 15 09:10:15 2019
Response via : Initial Calibration
InstName : SV-GCMS10

Compound	R.T.	QIon	Response	Conc Units	Dev(Min)
44) 1,4-Dinitrobenzene	0.000		0	N.D.	
45) Dimethyl phthalate	0.000		0	N.D.	
46) 1,3-Dinitrobenzene	0.000		0	N.D.	
47) 2,6-Dinitrotoluene	0.000		0	N.D.	
48) 1,2-Dinitrobenzene	0.000		0	N.D.	
49) Acenaphthylene	0.000		0	N.D.	
50) 3-Nitroaniline	0.000		0	N.D.	
51) Acenaphthene	9.863	153	128	N.D.	
52) 2,4-Dinitrophenol	0.000		0	N.D.	
53) 4-Nitrophenol	0.000		0	N.D.	
54) 2,4-Dinitrotoluene	10.018	165	104	61.45 ng/ml#	17
55) Dibenzofuran	0.000		0	N.D.	
56) 2,3,5,6-Tetrachlorophenol	10.205	232	90	36.65 ng/ml#	54
57) 2,3,4,6-Tetrachlorophenol	10.205	232	90	14.74 ng/ml#	36
58) Diethyl phthalate	10.280	149	73	N.D.	
59) 2,3,5-Trimethylnaphtha...	0.000		0	N.D.	
60) Fluorene	0.000		0	N.D.	
61) 4-Chlorophenyl phenyl ...	0.000		0	N.D.	
62) 4-Nitroaniline	0.000		0	N.D.	
63) 4,6-Dinitro-2-methylph...	0.000		0	N.D.	
65) N-Nitrosodiphenylamine	0.000		0	N.D.	
66) Azobenzene (1,2-DPH)	10.569	77	73	N.D.	
68) 4-Bromophenyl phenyl e...	0.000		0	N.D.	
69) Hexachlorobenzene	0.000		0	N.D.	
70) Pentachlorophenol (PCP)	11.184	266	1392	58.47 ng/ml	81
71) Phenanthrene	11.376	178	277	N.D.	
72) Anthracene	11.376	178	277	N.D.	
73) Carbazole	0.000		0	N.D.	
74) Di-n-butyl phthalate	11.949	149	56	N.D.	
75) Fluoranthene	0.000		0	N.D.	
76) Benzidine	12.874	184	15679	191.05 ng/ml	97
77) Pyrene	0.000		0	N.D.	
80) Butyl benzyl phthalate	0.000		0	N.D.	
81) Bis(2-ethylhexyl) adipate	14.291	129	1022	5.99 ng/ml	93
82) 3,3-Dichlorobenzidine	15.281	252	236	Below Cal	83
83) Benz(a)anthracene	15.350	228	1625	4.97 ng/ml	66
84) Chrysene	15.350	228	1600	5.04 ng/ml	63
85) Bis(2-ethylhexyl) phth...	0.000		0	N.D.	
87) Di-n-octyl phthalate	0.000		0	N.D.	
88) Benzo(b)fluoranthene	0.000		0	N.D.	
89) Benzo(k)fluoranthene	0.000		0	N.D.	
90) Benzo(b+k)fluoranthene	0.000		0	N.D.	
91) Benzo(e)pyrene	18.581	252	72	N.D.	
92) Benzo(a)pyrene	0.000		0	N.D.	
93) Perylene	18.864	252	1719	6.32 ng/ml	69
95) Indeno(1,2,3-cd)pyrene	21.255	276	344	N.D.	
96) Dibenz(a,h)anthracene	21.325	278	129	N.D.	
97) Benzo(g,h,i)perylene	0.000		0	N.D.	

(#) = qualifier out of range (m) = manual integration (+) = signals summed

Quantitation Report (Not Reviewed)

Data Path : C:\msdchem\1\data\2019-04\9D12042\
Data File : J04121914.D
Acq On : 12 Apr 2019 6:15 pm
Operator : JK/ AMS/ DTH
Sample : 9D12042-ICB1
Misc : 1x, DCM + ISTD
ALS Vial : 2 Sample Multiplier: 1
DataAcq Meth:SV10_AQUISITION.M

Quant Time: Apr 15 12:07:03 2019
Quant Method : C:\msdchem\1\methods\SV10_041219.M
Quant Title : EPA 8270D: Semivolatile Organics
QLast Update : Mon Apr 15 09:10:15 2019
Response via : Initial Calibration
InstName : SV-GCMS10

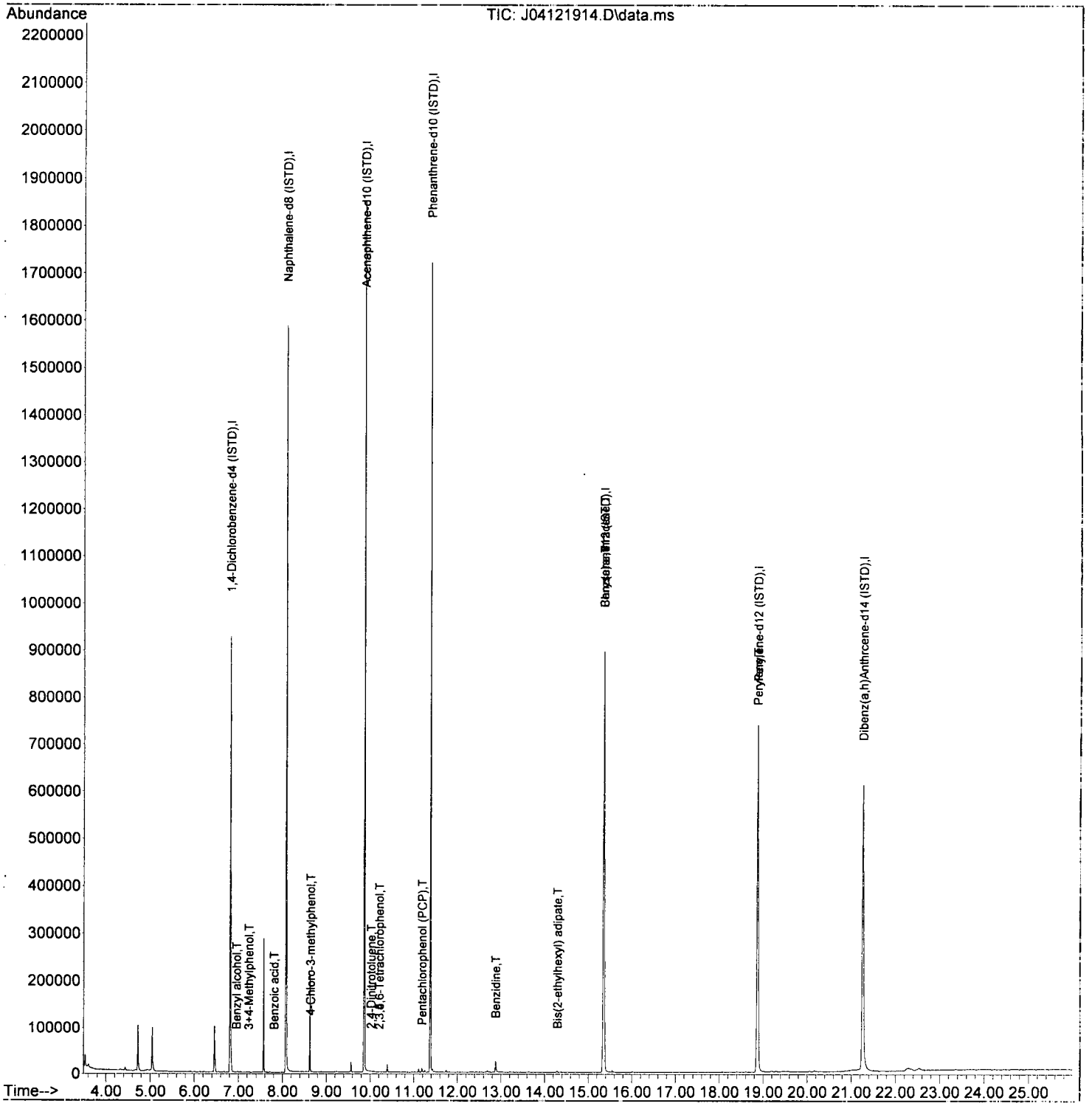

Quantitation Report (Not Reviewed)

Data Path : C:\msdchem\1\data\2019-04\9D12042\
Data File : J04121915.D
Acq On : 12 Apr 2019 6:51 pm
Operator : JK/ AMS/ DTH
Sample : 9D12042-CAL1
Misc : 1x, A19D053 BNA@20
ALS Vial : 3 Sample Multiplier: 1
DataAcq Meth:SV10_AQUISITION.M

Quant Time: Apr 15 08:54:57 2019
Quant Method : C:\msdchem\1\methods\SV10_041219.M
Quant Title : EPA 8270D: Semivolatile Organics
QLast Update : Mon Apr 15 08:54:36 2019
Response via : Initial Calibration
InstName : SV-GCMS10

JK 4/15/19

Compound	R.T.	QIon	Response	Conc	Units	Dev(Min)
Internal Standards						
1) 1,4-Dichlorobenzene-d4...	6.808	152	205604	2000.00	ng/ml	0.00
21) Naphthalene-d8 (ISTD)	8.081	136	838248	2000.00	ng/ml	0.00
35) Acenaphthene-d10 (ISTD)	9.863	162	422298	2000.00	ng/ml	0.00
64) Phenanthrene-d10 (ISTD)	11.376	188	695574	2000.00	ng/ml	0.00
78) Chrysene-d12 (ISTD)	15.350	240	610059	2000.00	ng/ml	0.00
86) Perylene-d12 (ISTD)	18.870	264	540507	2000.00	ng/ml	0.00
94) Dibenz(a,h)Anthrcene-d...	21.260	292	486802	2000.00	ng/ml	0.00
System Monitoring Compounds						
4) 2-Fluorophenol (Surr)	5.535	112	2233	15.43	ng/ml	0.00
5) Phenol-d6(Surr)	6.439	99	2259	11.76	ng/ml	0.00
19) Nitrobenzene-d5 (Surr)	7.359	82	2134	12.91	ng/ml	0.00
40) 2-Fluorobiphenyl (Surr)	9.167	172	4958	15.77	ng/ml	0.00
67) 2,4,6-Tribromophenol (...	10.665	330	384	9.61	ng/ml	0.00
79) Terphenyl-d14 (Surr)	13.243	244	4983	16.49	ng/ml	0.00
Target Compounds						Qvalue
2) N-Nitrosodimethylamine	4.161	74	1826m	17.13	ng/ml	
3) Pyridine	4.230	79	2498	14.70	ng/ml	81
6) Phenol	6.450	94	2105	9.75	ng/ml	94
7) Aniline	6.488	93	3702	19.64	ng/ml	99
8) Bis(2-chloroethyl) ether	6.541	93	3544	22.18	ng/ml	94
9) 2-Chlorophenol	6.605	128	2212	14.62	ng/ml	94
10) 1,3-Dichlorobenzene	6.760	146	3006	18.87	ng/ml	99
11) 1,4-Dichlorobenzene	6.824	146	3174	20.45	ng/ml	85
12) Benzyl alcohol	6.948	108	527	5.19	ng/ml	87
13) 1,2-Dichlorobenzene	6.985	146	2889	18.96	ng/ml	98
14) 2-Methylphenol	7.044	107	1724	14.50	ng/ml	91
15) 2,2'-Oxybis(1-Chloropr...	7.071	45	4404	21.04	ng/ml	89
16) N-Nitrosodi-n-propylamine	7.199	70	2080	17.68	ng/ml	91
17) 3+4-Methylphenol	7.194	107	1519	10.39	ng/ml	89
18) Hexachloroethane	7.322	201	711	16.28	ng/ml	77
20) Nitrobenzene	7.375	77	2275	14.10	ng/ml	99
22) Isophorone	7.605	82	5760	18.13	ng/ml	94
23) 2-Nitrophenol	7.696	139	482	5.84	ng/ml	62
24) 2,4-Dimethylphenol	7.728	122	1331	10.24	ng/ml	87
25) Bis(2-chloroethoxy) me...	7.814	93	2366	13.19	ng/ml	72
26) Benzoic acid	7.766	105	55	535.38	ng/ml#	71
27) 2,4-Dichlorophenol	7.937	162	425	4.07	ng/ml	67
28) 1,2,4-Trichlorobenzene	8.023	180	2246	17.81	ng/ml	96
29) Naphthalene	8.103	128	8711	19.48	ng/ml	99
30) 4-Chloroaniline	8.146	127	1652	15.32	ng/ml	91
31) Hexachlorobutadiene	8.231	225	1492	22.43	ng/ml	77
32) 4-Chloro-3-methylphenol	8.632	107	606	4.80	ng/ml#	68
33) 2-Methylnaphthalene	8.798	142	4843	16.21	ng/ml	92
34) 1-Methylnaphthalene	8.900	142	5287	18.44	ng/ml	95
36) Hexachlorocyclopentadiene	8.964	237	396	6.01	ng/ml	93
37) 2,4,6-Trichlorophenol	9.082	196	637	8.54	ng/ml	71
38) 2,4,5-Trichlorophenol	9.119	198	570	7.78	ng/ml	83
39) 1,1'-Biphenyl	9.269	154	5440	15.36	ng/ml	88
41) 2-Chloronaphthalene	9.296	162	4110	16.40	ng/ml	91
42) 2-Nitroaniline	9.392	138	491	5.67	ng/ml	83
43) 2,6-Dimethylnaphthalene	9.429	156	4471	17.28	ng/ml	98

Quantitation Report (Not Reviewed)

Data Path : C:\msdchem\1\data\2019-04\9D12042\
Data File : J04121915.D
Acq On : 12 Apr 2019 6:51 pm
Operator : JK/ AMS/ DTH
Sample : 9D12042-CAL1
Misc : 1x, A19D053 BNA@20
ALS Vial : 3 Sample Multiplier: 1
DataAcq Meth:SV10_AQUISITION.M

Quant Time: Apr 15 08:54:57 2019
Quant Method : C:\msdchem\1\methods\SV10_041219.M
Quant Title : EPA 8270D: Semivolatile Organics
QLast Update : Mon Apr 15 08:54:36 2019
Response via : Initial Calibration
InstName : SV-GCMS10

Compound	R.T.	QIon	Response	Conc	Units	Dev(Min)
44) 1,4-Dinitrobenzene	9.515	168	72	N.D.		
45) Dimethyl phthalate	9.563	163	5716	18.78	ng/ml	93
46) 1,3-Dinitrobenzene	9.595	168	137	3.07	ng/ml#	21
47) 2,6-Dinitrotoluene	9.627	165	429	6.50	ng/ml	91
48) 1,2-Dinitrobenzene	9.675	168	247	8.02	ng/ml#	68
49) Acenaphthylene	9.718	152	8037	17.73	ng/ml	91
50) 3-Nitroaniline	9.804	138	533	16.13	ng/ml#	76
51) Acenaphthene	9.895	153	5944	20.76	ng/ml	93
52) 2,4-Dinitrophenol	0.000		0	N.D.		
53) 4-Nitrophenol	9.986	139	81	N.D.		
54) 2,4-Dinitrotoluene	10.039	165	516	6.23	ng/ml	79
55) Dibenzofuran	10.071	168	7180	19.60	ng/ml	94
56) 2,3,5,6-Tetrachlorophenol	10.157	232	365	6.25	ng/ml	82
57) 2,3,4,6-Tetrachlorophenol	10.194	232	466	7.68	ng/ml	89
58) Diethyl phthalate	10.280	149	5489	18.31	ng/ml	96
59) 2,3,5-Trimethylnaphtha...	10.274	170	4447	18.62	ng/ml	85
60) Fluorene	10.419	166	5519	19.07	ng/ml	98
61) 4-Chlorophenyl phenyl ...	10.408	204	2599	19.74	ng/ml	95
62) 4-Nitroaniline	10.424	138	410	7.27	ng/ml	75
63) 4,6-Dinitro-2-methylph...	10.462	198	66	63.96	ng/ml#	1
65) N-Nitrosodiphenylamine	10.526	169	3694	15.82	ng/ml	83
66) Azobenzene (1,2-DPH)	10.569	77	5526	17.81	ng/ml	89
68) 4-Bromophenyl phenyl e...	10.911	248	1143	14.80	ng/ml	91
69) Hexachlorobenzene	10.991	284	2003	22.87	ng/ml	87
70) Pentachlorophenol (PCP)	11.184	266	966	71.99	ng/ml	81
71) Phenanthrene	11.403	178	8041	20.71	ng/ml	93
72) Anthracene	11.451	178	6943	17.74	ng/ml	90
73) Carbazole	11.606	167	5247	7.28	ng/ml	92
74) Di-n-butyl phthalate	11.948	149	6378	Below Cal		96
75) Fluoranthene	12.719	202	6550	15.31	ng/ml	91
76) Benzidine	12.874	184	5651	67.75	ng/ml	90
77) Pyrene	13.029	202	7061	16.03	ng/ml	96
80) Butyl benzyl phthalate	14.109	149	1437	6.93	ng/ml	91
81) Bis(2-ethylhexyl) adipate	14.291	129	2012	Below Cal		92
82) 3,3-Dichlorobenzidine	15.286	252	2133	Below Cal		97
83) Benz(a)anthracene	15.334	228	6716	19.13	ng/ml	88
84) Chrysene	15.409	228	6300	19.02	ng/ml	96
85) Bis(2-ethylhexyl) phth...	15.484	149	1961	7.18	ng/ml	82
87) Di-n-octyl phthalate	17.153	149	1918	4.78	ng/ml	95
88) Benzo(b)fluoranthene	17.934	252	3779	12.19	ng/ml	91
89) Benzo(k)fluoranthene	18.014	252	3388	11.63	ng/ml	97
90) Benzo(b+k)fluoranthene	17.934	252	8014	26.11	ng/ml	92
91) Benzo(e)pyrene	18.602	252	4564	15.02	ng/ml	97
92) Benzo(a)pyrene	18.725	252	3153	11.14	ng/ml	86
93) Perylene	18.918	252	5247	18.21	ng/ml	97
95) Indeno(1,2,3-cd)pyrene	21.260	276	5842	21.89	ng/ml	84
96) Dibenz(a,h)anthracene	21.319	278	4686	18.52	ng/ml	89
97) Benzo(g,h,i)perylene	21.806	276	4399	15.81	ng/ml	91

(#) = qualifier out of range (m) = manual integration (+) = signals summed

Quantitation Report (Not Reviewed)

Data Path : C:\msdchem\1\data\2019-04\9D12042\
Data File : J04121915.D
Acq On : 12 Apr 2019 6:51 pm
Operator : JK/ AMS/ DTH
Sample : 9D12042-CAL1
Misc : 1x, A19D053 BNA@20
ALS Vial : 3 Sample Multiplier: 1
DataAcq Meth:SV10_AQUISITION.M

Quant Time: Apr 15 08:54:57 2019
Quant Method : C:\msdchem\1\methods\SV10_041219.M
Quant Title : EPA 8270D: Semivolatile Organics
QLast Update : Mon Apr 15 08:54:36 2019
Response via : Initial Calibration
InstName : SV-GCMS10

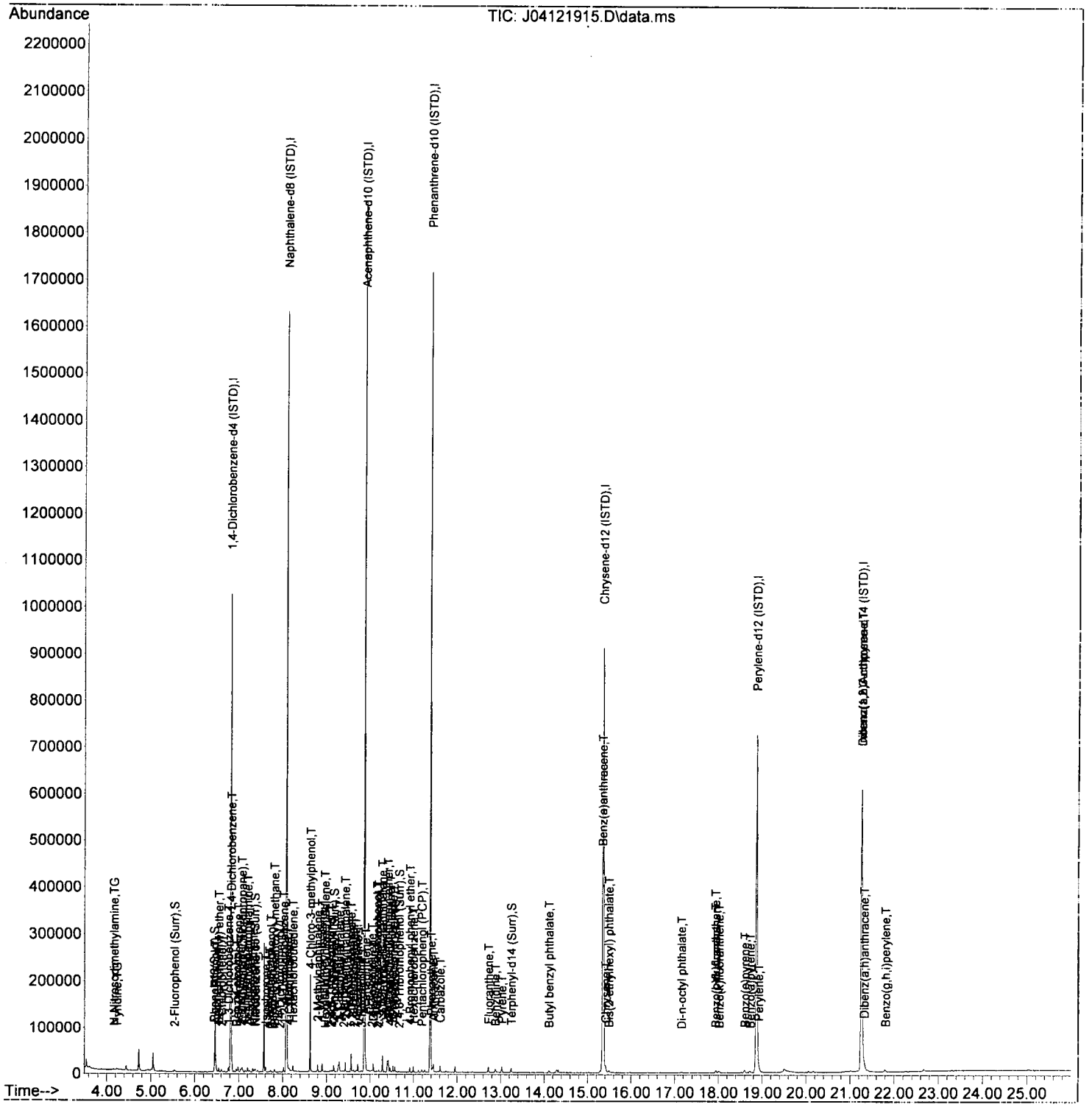

Quantitation Report (Not Reviewed)

Data Path : C:\msdchem\1\data\2019-04\9D12042\
Data File : J04121916.D
Acq On : 12 Apr 2019 7:27 pm
Operator : JK/ AMS/ DTH
Sample : 9D12042-CAL2
Misc : 1x, A19D054 BNA@50
ALS Vial : 4 Sample Multiplier: 1
DataAcq Meth:SV10_AQUISITION.M

Quant Time: Apr 15 08:55:01 2019
Quant Method : C:\msdchem\1\methods\SV10_041219.M
Quant Title : EPA 8270D: Semivolatile Organics
QLast Update : Mon Apr 15 08:54:36 2019
Response via : Initial Calibration
InstName : SV-GCMS10

JK 4/15/19

Compound	R.T.	QIon	Response	Conc	Units	Dev(Min)
Internal Standards						
1) 1,4-Dichlorobenzene-d4...	6.808	152	209444	2000.00	ng/ml	0.00
21) Naphthalene-d8 (ISTD)	8.081	136	855155	2000.00	ng/ml	0.00
35) Acenaphthene-d10 (ISTD)	9.863	162	428361	2000.00	ng/ml	0.00
64) Phenanthrene-d10 (ISTD)	11.376	188	701109	2000.00	ng/ml	0.00
78) Chrysene-d12 (ISTD)	15.350	240	611518	2000.00	ng/ml	0.00
86) Perylene-d12 (ISTD)	18.870	264	543287	2000.00	ng/ml	0.00
94) Dibenz(a,h)Anthrcene-d...	21.260	292	498877	2000.00	ng/ml	0.00
System Monitoring Compounds						
4) 2-Fluorophenol (Surr)	5.535	112	5365	36.39	ng/ml	0.00
5) Phenol-d6(Surr)	6.439	99	6263	32.01	ng/ml	0.00
19) Nitrobenzene-d5 (Surr)	7.354	82	4963	29.48	ng/ml	0.00
40) 2-Fluorobiphenyl (Surr)	9.167	172	14620	45.83	ng/ml	0.00
67) 2,4,6-Tribromophenol (...	10.665	330	864	21.44	ng/ml	0.00
79) Terphenyl-d14 (Surr)	13.243	244	13758	45.43	ng/ml	0.00
Target Compounds						Qvalue
2) N-Nitrosodimethylamine	4.150	74	5209	47.98	ng/ml	96
3) Pyridine	4.204	79	7142	41.27	ng/ml	96
6) Phenol	6.450	94	7594	34.52	ng/ml	97
7) Aniline	6.487	93	10528	54.83	ng/ml	96
8) Bis(2-chloroethyl) ether	6.541	93	8634	53.05	ng/ml	96
9) 2-Chlorophenol	6.605	128	5987	38.86	ng/ml	79
10) 1,3-Dichlorobenzene	6.755	146	8063	49.68	ng/ml	98
11) 1,4-Dichlorobenzene	6.824	146	8325	52.66	ng/ml	93
12) Benzyl alcohol	6.953	108	1873	18.11	ng/ml#	74
13) 1,2-Dichlorobenzene	6.980	146	8131	52.40	ng/ml	94
14) 2-Methylphenol	7.044	107	4259	35.18	ng/ml	99
15) 2,2'-Oxybis(1-Chloropr...	7.071	45	10826	50.78	ng/ml	95
16) N-Nitrosodi-n-propylamine	7.199	70	5246	43.78	ng/ml	91
17) 3+4-Methylphenol	7.194	107	4279	28.73	ng/ml	96
18) Hexachloroethane	7.322	201	2137	48.05	ng/ml	78
20) Nitrobenzene	7.370	77	5793	35.25	ng/ml	97
22) Isophorone	7.605	82	15037	46.39	ng/ml	99
23) 2-Nitrophenol	7.691	139	1610	19.13	ng/ml	94
24) 2,4-Dimethylphenol	7.723	122	3681	27.77	ng/ml	94
25) Bis(2-chloroethoxy) me...	7.814	93	7058	38.57	ng/ml	93
26) Benzoic acid	7.894	105	106	535.95	ng/ml#	53
27) 2,4-Dichlorophenol	7.937	162	2177	20.43	ng/ml	93
28) 1,2,4-Trichlorobenzene	8.023	180	6141	47.73	ng/ml	95
29) Naphthalene	8.103	128	23251	50.97	ng/ml	98
30) 4-Chloroaniline	8.146	127	4055	36.85	ng/ml	80
31) Hexachlorobutadiene	8.231	225	3496	51.51	ng/ml	93
32) 4-Chloro-3-methylphenol	8.627	107	2641	20.50	ng/ml	93
33) 2-Methylnaphthalene	8.798	142	12740	41.81	ng/ml	95
34) 1-Methylnaphthalene	8.900	142	13733	46.94	ng/ml	98
36) Hexachlorocyclopentadiene	8.969	237	1375	20.57	ng/ml	83
37) 2,4,6-Trichlorophenol	9.082	196	1647	21.77	ng/ml	84
38) 2,4,5-Trichlorophenol	9.119	198	1719	23.12	ng/ml	83
39) 1,1'-Biphenyl	9.269	154	16008	44.55	ng/ml	98
41) 2-Chloronaphthalene	9.296	162	11226	44.17	ng/ml	98
42) 2-Nitroaniline	9.386	138	1501	17.10	ng/ml	88
43) 2,6-Dimethylnaphthalene	9.429	156	12930	49.27	ng/ml	98

Quantitation Report (Not Reviewed)

Data Path : C:\msdchem\1\data\2019-04\9D12042\
Data File : J04121916.D
Acq On : 12 Apr 2019 7:27 pm
Operator : JK/ AMS/ DTH
Sample : 9D12042-CAL2
Misc : 1x, A19D054 BNA@50
ALS Vial : 4 Sample Multiplier: 1
DataAcq Meth:SV10_AQUISITION.M

Quant Time: Apr 15 08:55:01 2019
Quant Method : C:\msdchem\1\methods\SV10_041219.M
Quant Title : EPA 8270D: Semivolatile Organics
QLast Update : Mon Apr 15 08:54:36 2019
Response via : Initial Calibration
InstName : SV-GCMS10

Compound	R.T.	QIon	Response	Conc	Units	Dev(Min)
44) 1,4-Dinitrobenzene	9.520	168	512	12.64	ng/ml#	61
45) Dimethyl phthalate	9.563	163	14804	47.96	ng/ml	98
46) 1,3-Dinitrobenzene	9.595	168	496	10.98	ng/ml#	1
47) 2,6-Dinitrotoluene	9.627	165	1360	20.32	ng/ml	91
48) 1,2-Dinitrobenzene	9.681	168	594	19.02	ng/ml#	57
49) Acenaphthylene	9.718	152	20809	45.26	ng/ml	98
50) 3-Nitroaniline	9.798	138	1478	30.29	ng/ml	83
51) Acenaphthene	9.895	153	14121	48.61	ng/ml	93
52) 2,4-Dinitrophenol	0.000		0	N.D.		
53) 4-Nitrophenol	9.964	139	479	9.21	ng/ml#	64
54) 2,4-Dinitrotoluene	10.039	165	1414	16.84	ng/ml	78
55) Dibenzofuran	10.066	168	18996	51.13	ng/ml	99
56) 2,3,5,6-Tetrachlorophenol	10.151	232	1033	17.43	ng/ml	83
57) 2,3,4,6-Tetrachlorophenol	10.194	232	1586	25.75	ng/ml	70
58) Diethyl phthalate	10.280	149	14203	46.71	ng/ml	97
59) 2,3,5-Trimethylnaphtha...	10.280	170	12035	49.68	ng/ml	96
60) Fluorene	10.419	166	14499	49.39	ng/ml	100
61) 4-Chlorophenyl phenyl ...	10.408	204	6570	49.20	ng/ml	96
62) 4-Nitroaniline	10.419	138	1321	23.09	ng/ml#	60
63) 4,6-Dinitro-2-methylph...	10.456	198	144	66.03	ng/ml#	1
65) N-Nitrosodiphenylamine	10.526	169	11052	46.96	ng/ml	98
66) Azobenzene (1,2-DPH)	10.569	77	14382	45.98	ng/ml	92
68) 4-Bromophenyl phenyl e...	10.905	248	3328	42.75	ng/ml	95
69) Hexachlorobenzene	10.991	284	4727	53.54	ng/ml	92
70) Pentachlorophenol (PCP)	11.184	266	1190	76.90	ng/ml	94
71) Phenanthrene	11.403	178	20614	52.67	ng/ml	98
72) Anthracene	11.451	178	18968	48.08	ng/ml	96
73) Carbazole	11.606	167	14600	35.92	ng/ml	98
74) Di-n-butyl phthalate	11.948	149	17235	20.46	ng/ml	99
75) Fluoranthene	12.719	202	16870	39.11	ng/ml	97
76) Benzidine	12.874	184	8239	101.83	ng/ml	98
77) Pyrene	13.029	202	18258	41.11	ng/ml	97
80) Butyl benzyl phthalate	14.109	149	4216	20.28	ng/ml	92
81) Bis(2-ethylhexyl) adipate	14.291	129	4520	Below Cal		94
82) 3,3-Dichlorobenzidine	15.291	252	6271	Below Cal		91
83) Benz(a)anthracene	15.329	228	15643	44.45	ng/ml	92
84) Chrysene	15.409	228	15517	46.74	ng/ml	100
85) Bis(2-ethylhexyl) phth...	15.489	149	5834	21.30	ng/ml	84
87) Di-n-octyl phthalate	17.169	149	5426	13.45	ng/ml	91
88) Benzo(b)fluoranthene	17.944	252	11314	36.32	ng/ml	91
89) Benzo(k)fluoranthene	18.014	252	11590	39.56	ng/ml	93
90) Benzo(b+k)fluoranthene	18.014	252	23691	76.79	ng/ml	93
91) Benzo(e)pyrene	18.597	252	12166	39.84	ng/ml	93
92) Benzo(a)pyrene	18.725	252	9489	33.36	ng/ml	95
93) Perylene	18.923	252	12964	44.76	ng/ml	100
95) Indeno(1,2,3-cd)pyrene	21.255	276	13136	48.03	ng/ml	84
96) Dibenz(a,h)anthracene	21.325	278	11403	43.98	ng/ml	91
97) Benzo(g,h,i)perylene	21.795	276	12250	42.97	ng/ml	90

(#) = qualifier out of range (m) = manual integration (+) = signals summed

Quantitation Report (Qedit)

Data Path : C:\msdchem\1\data\2019-04\9D12042\
Data File : J04121916.D
Acq On : 12 Apr 2019 7:27 pm
Operator : JK/ AMS/ DTH
Sample : 9D12042-CAL2
Misc : 1x, A19D054 BNA@50
ALS Vial : 4 Sample Multiplier: 1
DataAcq Meth:SV10_AQUISITION.M

Quant Time: Apr 15 08:55:01 2019
Quant Method : C:\msdchem\1\methods\SV10_041219.M
Quant Title : EPA 8270D: Semivolatile Organics
QLast Update : Mon Apr 15 08:54:36 2019
Response via : Initial Calibration
InstName : SV-GCMS10

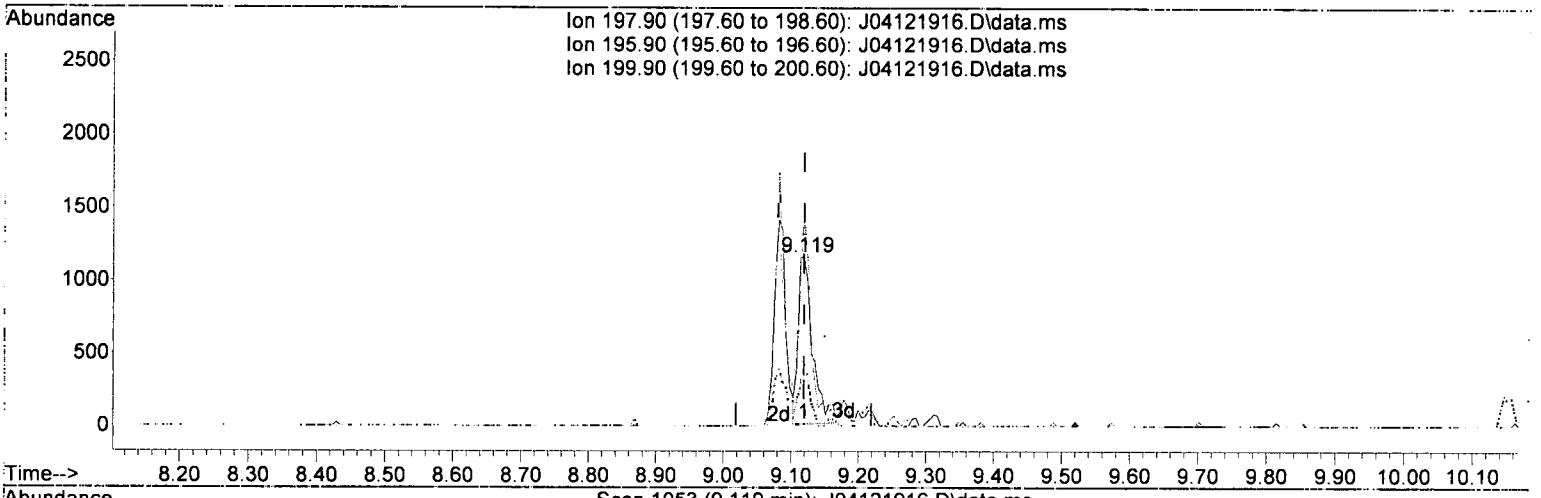

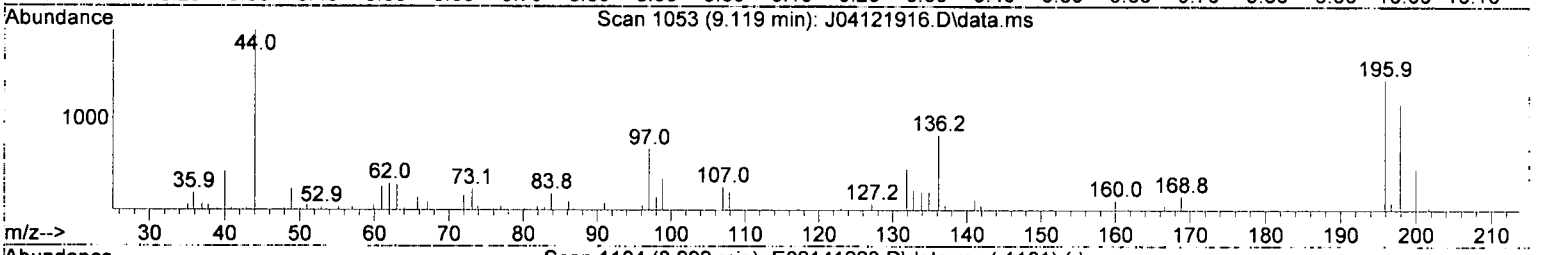

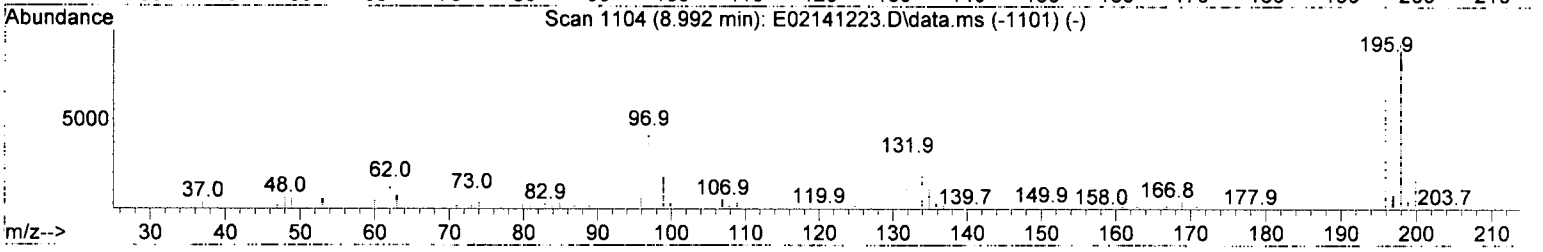

TIC: J04121916.D\data.ms

(38) 2,4,5-Trichlorophenol (T)

9.119min (+ 0.000) 23.12 ng/ml

response 1719

Ion	Exp%	Act%
197.90	100.00	100.00
195.90	105.00	122.31
199.90	31.10	39.71
0.00	0.00	0.00

Quantitation Report (Qedit)

Data Path : C:\msdchem\1\data\2019-04\9D12042\
Data File : J04121916.D
Acq On : 12 Apr 2019 7:27 pm
Operator : JK/ AMS/ DTH
Sample : 9D12042-CAL2
Misc : 1x, A19D054 BNA@50
ALS Vial : 4 Sample Multiplier: 1
DataAcq Meth:SV10_AQUISITION.M

Quant Time: Apr 15 08:55:01 2019
Quant Method : C:\msdchem\1\methods\SV10_041219.M
Quant Title : EPA 8270D: Semivolatile Organics
QLast Update : Mon Apr 15 08:54:36 2019
Response via : Initial Calibration
InstName : SV-GCMS10

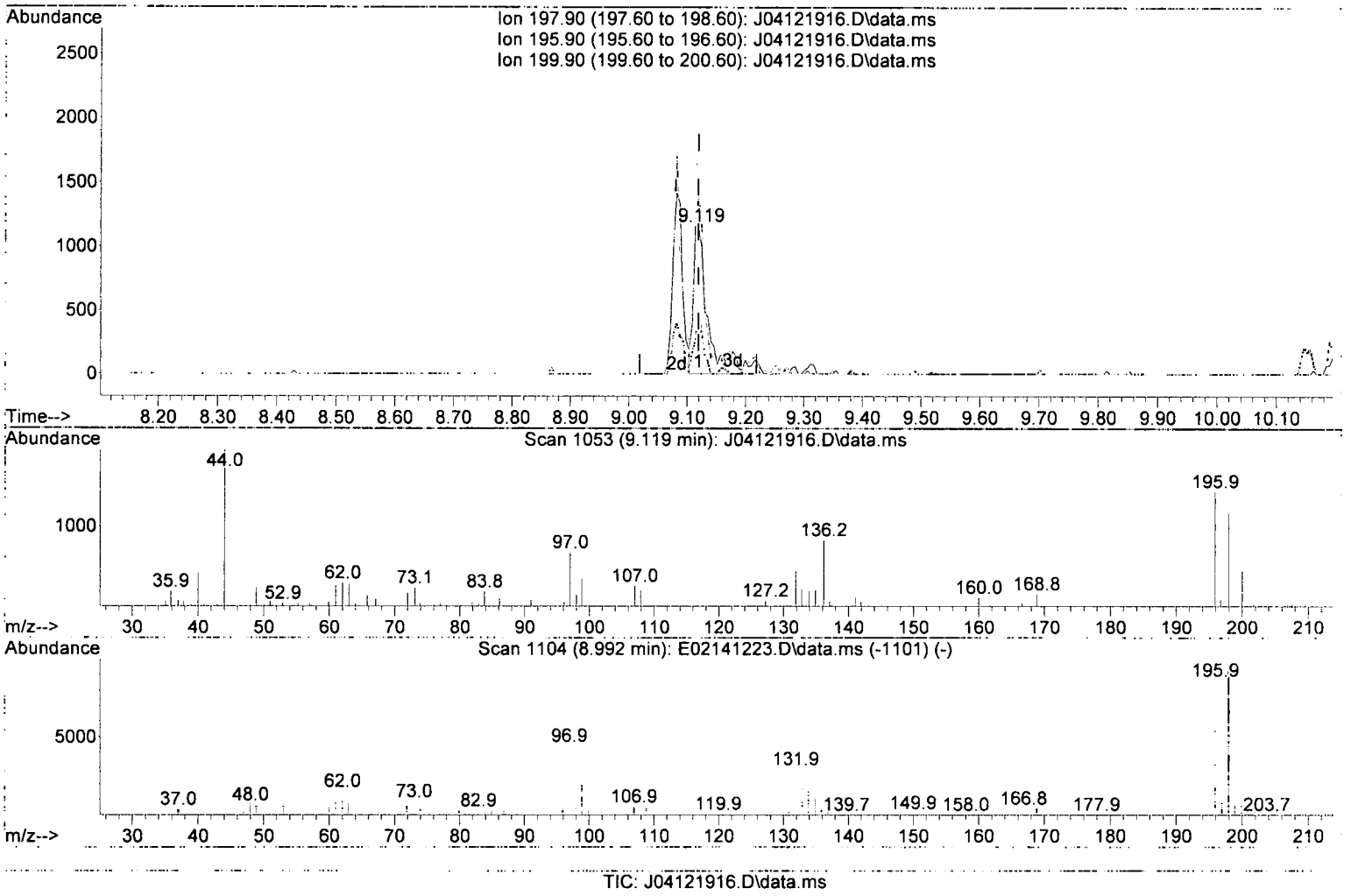

TIC: J04121916.D\data.ms

(38) 2,4,5-Trichlorophenol (T)

9.119min (+ 0.000) 26.05 ng/ml m

response 1937

Ion	Exp%	Act%
197.90	100.00	100.00
195.90	105.00	122.31
199.90	31.10	39.71
0.00	0.00	0.00

4/15/19

Quantitation Report (Qedit)

Data Path : C:\msdchem\1\data\2019-04\9D12042\
Data File : J04121916.D
Acq On : 12 Apr 2019 7:27 pm
Operator : JK/ AMS/ DTH
Sample : 9D12042-CAL2
Misc : 1x, A19D054 BNA@50
ALS Vial : 4 Sample Multiplier: 1
DataAcq Meth:SV10_AQUISITION.M

Quant Time: Apr 15 08:55:01 2019
Quant Method : C:\msdchem\1\methods\SV10_041219.M
Quant Title : EPA 8270D: Semivolatile Organics
QLast Update : Mon Apr 15 08:54:36 2019
Response via : Initial Calibration
InstName : SV-GCMS10

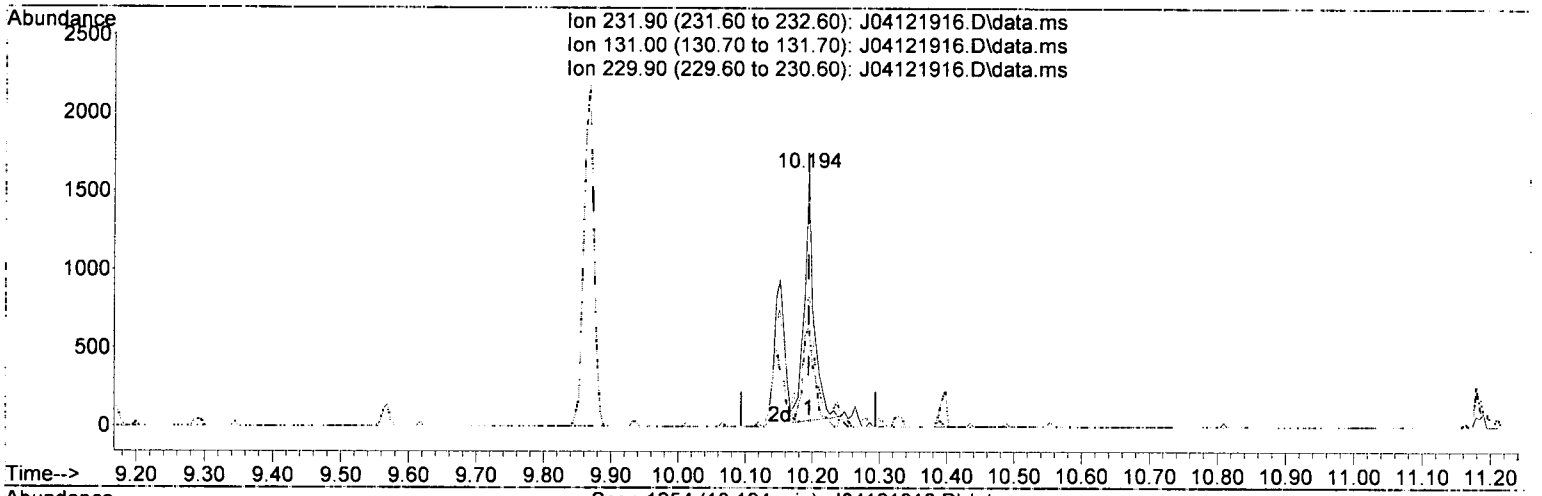

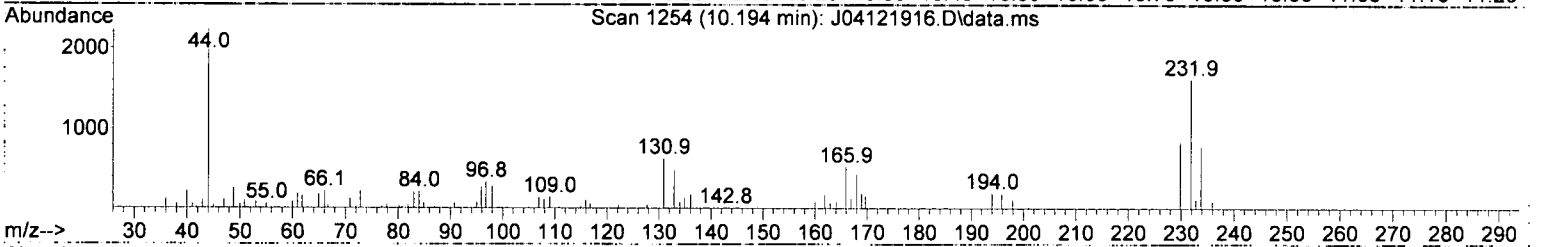

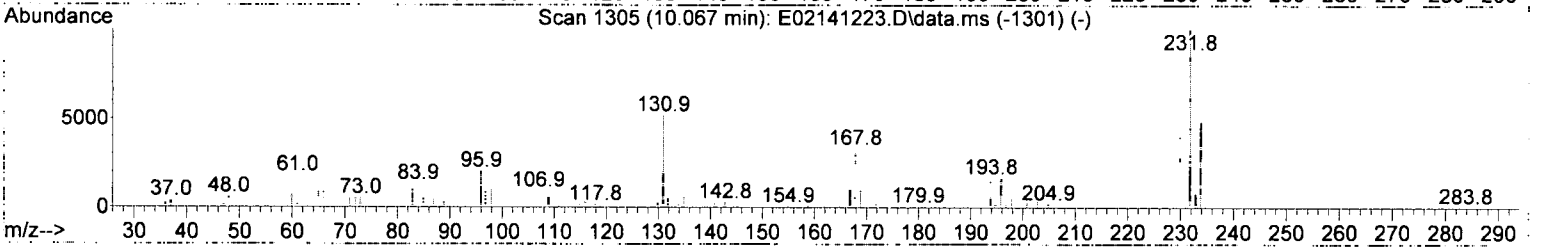

TIC: J04121916.D\data.ms

(57) 2,3,4,6-Tetrachlorophenol (T)

10.194min (+ 0.000) 25.75 ng/ml

response 1586

Ion	Exp%	Act%
231.90	100.00	100.00
131.00	63.10	39.31
229.90	78.40	52.19
0.00	0.00	0.00

Quantitation Report (Qedit)

Data Path : C:\msdchem\1\data\2019-04\9D12042\
Data File : J04121916.D
Acq On : 12 Apr 2019 7:27 pm
Operator : JK/ AMS/ DTH
Sample : 9D12042-CAL2
Misc : 1x, A19D054 BNA@50
ALS Vial : 4 Sample Multiplier: 1
DataAcq Meth:SV10_AQUISITION.M

Quant Time: Apr 15 08:55:01 2019
Quant Method : C:\msdchem\1\methods\SV10_041219.M
Quant Title : EPA 8270D: Semivolatile Organics
QLast Update : Mon Apr 15 08:54:36 2019
Response via : Initial Calibration
InstName : SV-GCMS10

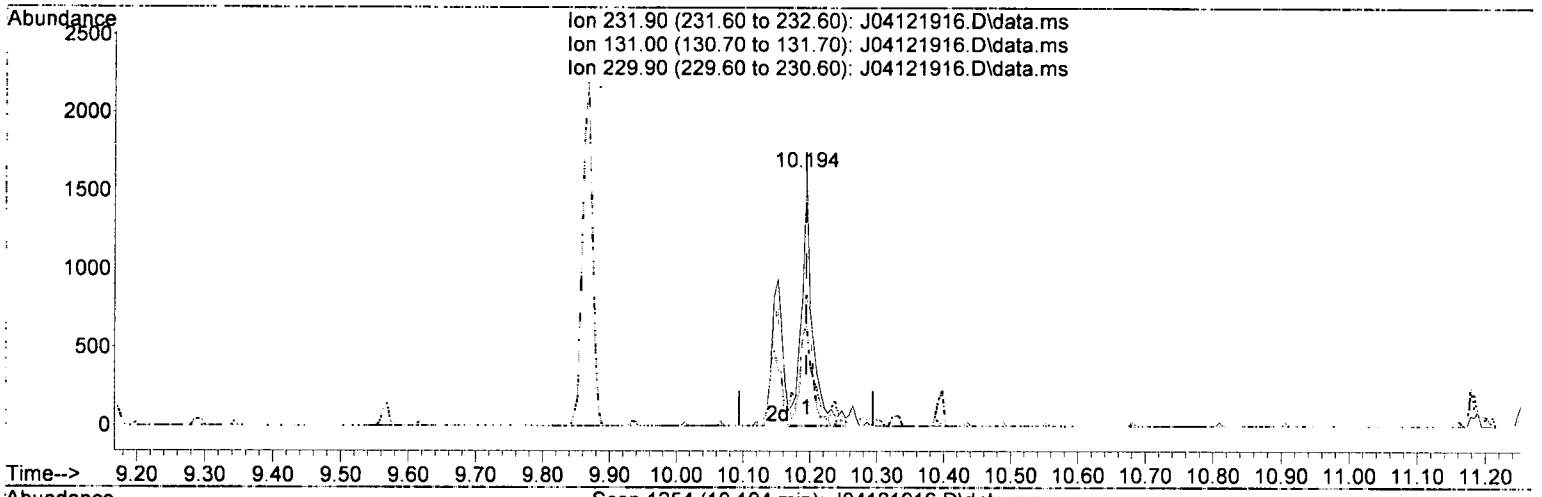

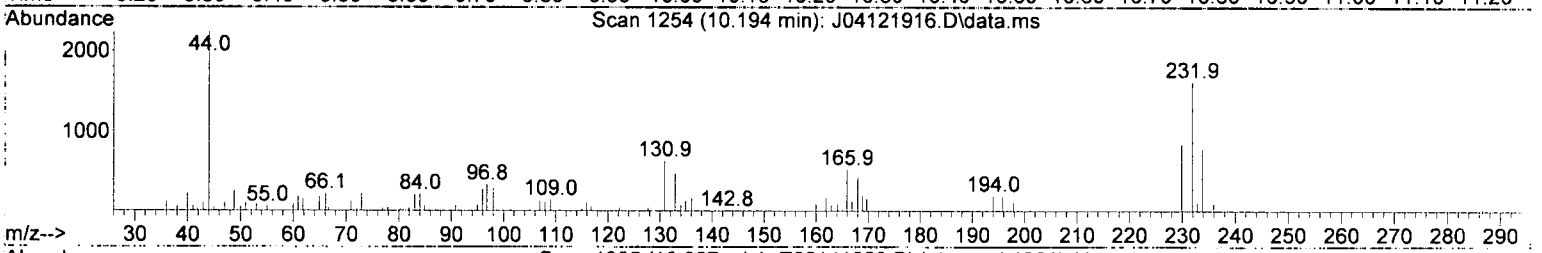

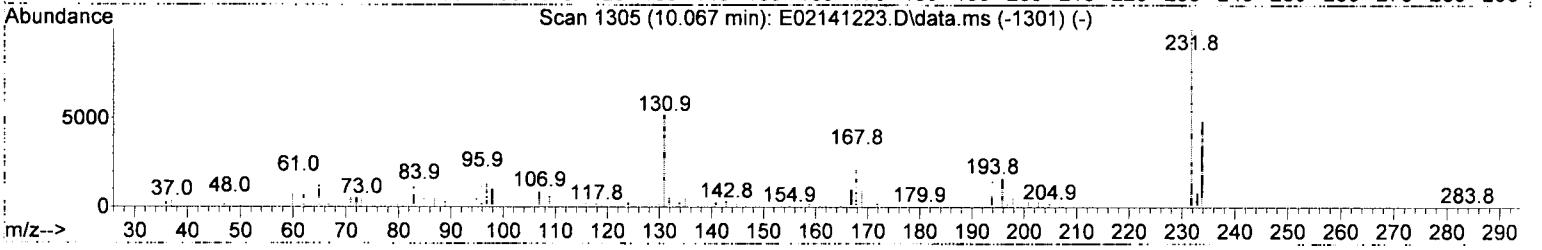

TIC: J04121916.D\data.ms

(57) 2,3,4,6-Tetrachlorophenol (T)

10.194min (+ 0.000) 29.63 ng/ml m

response 1825

Ion	Exp%	Act%
231.90	100.00	100.00
131.00	63.10	39.31
229.90	78.40	52.19
0.00	0.00	0.00

JK 4/19/19

Quantitation Report (Not Reviewed)

Data Path : C:\msdchem\1\data\2019-04\9D12042\
Data File : J04121916.D
Acq On : 12 Apr 2019 7:27 pm
Operator : JK/ AMS/ DTH
Sample : 9D12042-CAL2
Misc : 1x, A19D054 BNA@50
ALS Vial : 4 Sample Multiplier: 1
DataAcq Meth:SV10_AQUISITION.M

Quant Time: Apr 15 08:55:01 2019
Quant Method : C:\msdchem\1\methods\SV10_041219.M
Quant Title : EPA 8270D: Semivolatile Organics
QLast Update : Mon Apr 15 08:54:36 2019
Response via : Initial Calibration
InstName : SV-GCMS10

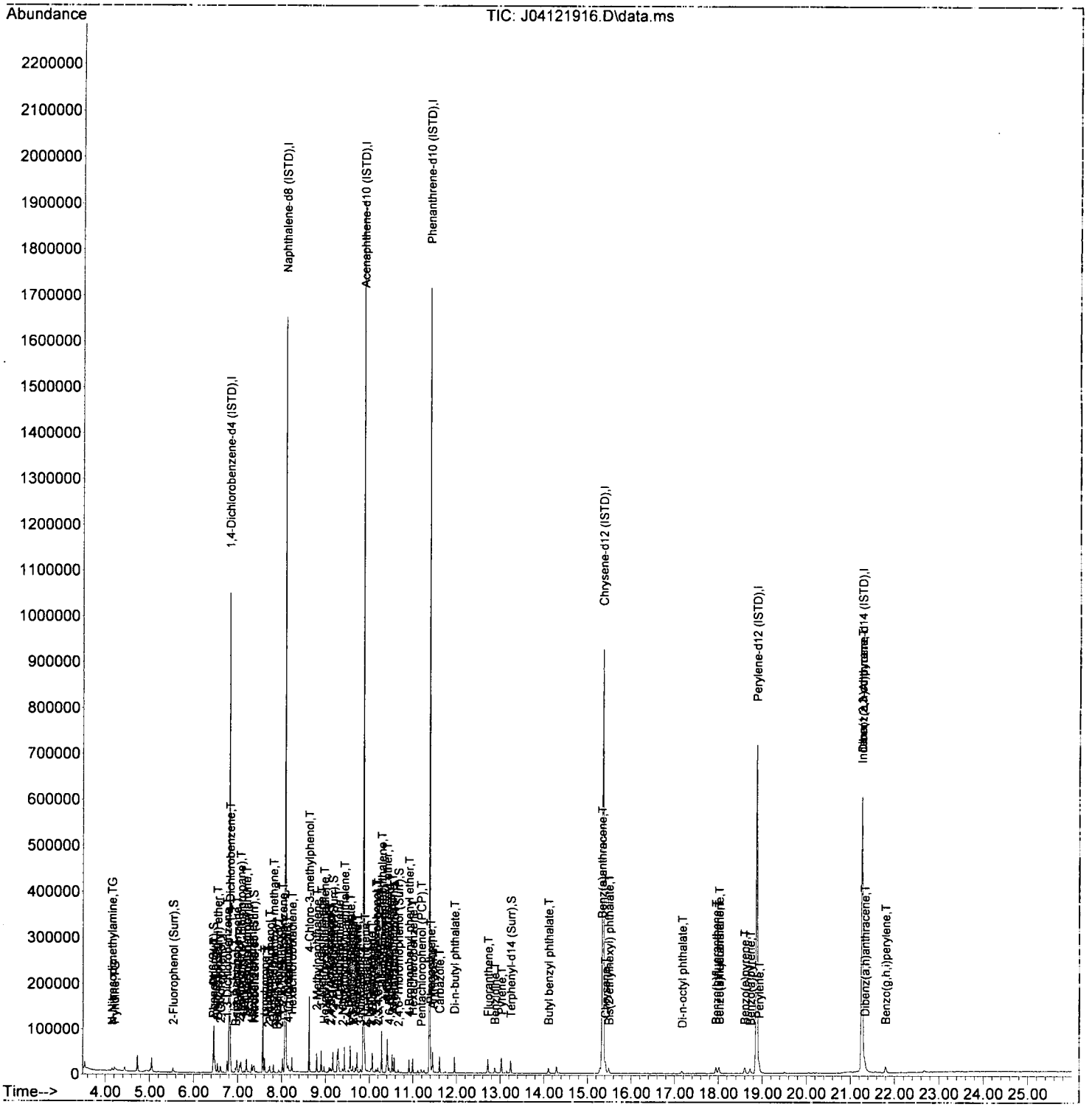

Quantitation Report (Not Reviewed)

Data Path : C:\msdchem\1\data\2019-04\9D12042\
Data File : J04121917.D
Acq On : 12 Apr 2019 8:03 pm
Operator : JK/ AMS/ DTH
Sample : 9D12042-CAL3
Misc : 1x, A19D055 BNA@100
ALS Vial : 5 Sample Multiplier: 1
DataAcq Meth:SV10_AQUISITION.M

Quant Time: Apr 15 08:55:06 2019
Quant Method : C:\msdchem\1\methods\SV10_041219.M
Quant Title : EPA 8270D: Semivolatile Organics
QLast Update : Mon Apr 15 08:54:36 2019
Response via : Initial Calibration
InstName : SV-GCMS10

JK 4/19/19

Compound	R.T.	QIon	Response	Conc	Units	Dev(Min)
Internal Standards						
1) 1,4-Dichlorobenzene-d4...	6.814	152	217345	2000.00	ng/ml	0.00
21) Naphthalene-d8 (ISTD)	8.081	136	867816	2000.00	ng/ml	0.00
35) Acenaphthene-d10 (ISTD)	9.863	162	441746	2000.00	ng/ml	0.00
64) Phenanthrene-d10 (ISTD)	11.376	188	754332	2000.00	ng/ml	0.00
78) Chrysene-d12 (ISTD)	15.356	240	677420	2000.00	ng/ml	0.00
86) Perylene-d12 (ISTD)	18.870	264	613080	2000.00	ng/ml	0.00
94) Dibenz(a,h)Anthrcene-d...	21.261	292	548377	2000.00	ng/ml	0.00
System Monitoring Compounds						
4) 2-Fluorophenol (Surr)	5.541	112	12560	82.09	ng/ml	0.00
5) Phenol-d6(Surr)	6.439	99	15186	74.79	ng/ml	0.00
19) Nitrobenzene-d5 (Surr)	7.354	82	13960	79.90	ng/ml	0.00
40) 2-Fluorobiphenyl (Surr)	9.167	172	29847	90.73	ng/ml	0.00
67) 2,4,6-Tribromophenol (...	10.665	330	2582	59.56	ng/ml	0.00
79) Terphenyl-d14 (Surr)	13.243	244	32507	96.90	ng/ml	0.00
Target Compounds						Qvalue
2) N-Nitrosodimethylamine	4.193	74	10206	90.58	ng/ml	97
3) Pyridine	4.225	79	16277	90.63	ng/ml	96
6) Phenol	6.450	94	16356	71.64	ng/ml	96
7) Aniline	6.493	93	21433	107.56	ng/ml	97
8) Bis(2-chloroethyl) ether	6.546	93	17852	105.70	ng/ml	95
9) 2-Chlorophenol	6.611	128	14013	87.64	ng/ml	96
10) 1,3-Dichlorobenzene	6.760	146	16517	98.07	ng/ml	92
11) 1,4-Dichlorobenzene	6.830	146	17508	106.73	ng/ml	99
12) Benzyl alcohol	6.942	108	4432	41.29	ng/ml	94
13) 1,2-Dichlorobenzene	6.985	146	16678	103.56	ng/ml	97
14) 2-Methylphenol	7.044	107	9962	79.29	ng/ml	98
15) 2,2'-Oxybis(1-Chloropr...	7.071	45	22045	99.64	ng/ml	94
16) N-Nitrosodi-n-propylamine	7.199	70	11467	92.22	ng/ml	96
17) 3+4-Methylphenol	7.194	107	11154	72.16	ng/ml	95
18) Hexachloroethane	7.322	201	4477	97.00	ng/ml	96
20) Nitrobenzene	7.375	77	14380	84.32	ng/ml	97
22) Isophorone	7.611	82	31645	96.20	ng/ml	98
23) 2-Nitrophenol	7.696	139	3262	38.18	ng/ml	86
24) 2,4-Dimethylphenol	7.723	122	9305	69.17	ng/ml	95
25) Bis(2-chloroethoxy) me...	7.814	93	18067	97.30	ng/ml	97
26) Benzoic acid	7.782	105	212	537.11	ng/ml#	38
27) 2,4-Dichlorophenol	7.932	162	5136	47.50	ng/ml	90
28) 1,2,4-Trichlorobenzene	8.023	180	13568	103.91	ng/ml	96
29) Naphthalene	8.103	128	49024	105.91	ng/ml	99
30) 4-Chloroaniline	8.146	127	9860	88.31	ng/ml	88
31) Hexachlorobutadiene	8.231	225	7405	107.51	ng/ml	98
32) 4-Chloro-3-methylphenol	8.627	107	5402	41.32	ng/ml	92
33) 2-Methylnaphthalene	8.798	142	27918	90.28	ng/ml	95
34) 1-Methylnaphthalene	8.900	142	29703	100.04	ng/ml	95
36) Hexachlorocyclopentadiene	8.969	237	3968	57.55	ng/ml	92
37) 2,4,6-Trichlorophenol	9.082	196	3552	45.53	ng/ml	97
38) 2,4,5-Trichlorophenol	9.119	198	3524	45.96	ng/ml	90
39) 1,1'-Biphenyl	9.269	154	33353	90.00	ng/ml	99
41) 2-Chloronaphthalene	9.296	162	23833	90.94	ng/ml	99
42) 2-Nitroaniline	9.387	138	3408	37.65	ng/ml	73
43) 2,6-Dimethylnaphthalene	9.429	156	27574	101.89	ng/ml	95

Quantitation Report (Not Reviewed)

Data Path : C:\msdchem\1\data\2019-04\9D12042\
Data File : J04121917.D
Acq On : 12 Apr 2019 8:03 pm
Operator : JK/ AMS/ DTH
Sample : 9D12042-CAL3
Misc : 1x, A19D055 BNA@100
ALS Vial : 5 Sample Multiplier: 1
DataAcq Meth:SV10_AQUISITION.M

Quant Time: Apr 15 08:55:06 2019
Quant Method : C:\msdchem\1\methods\SV10_041219.M
Quant Title : EPA 8270D: Semivolatile Organics
QLast Update : Mon Apr 15 08:54:36 2019
Response via : Initial Calibration
InstName : SV-GCMS10

Compound	R.T.	QIon	Response	Conc	Units	Dev(Min)
44) 1,4-Dinitrobenzene	9.515	168	1082	25.89	ng/ml	93
45) Dimethyl phthalate	9.563	163	32685	102.69	ng/ml	98
46) 1,3-Dinitrobenzene	9.600	168	1592	34.16	ng/ml	78
47) 2,6-Dinitrotoluene	9.627	165	3662	53.05	ng/ml	85
48) 1,2-Dinitrobenzene	9.686	168	1685	52.32	ng/ml	89
49) Acenaphthylene	9.718	152	47235	99.63	ng/ml	97
50) 3-Nitroaniline	9.804	138	4053	67.56	ng/ml	90
51) Acenaphthene	9.895	153	30980	103.42	ng/ml	99
52) 2,4-Dinitrophenol	9.911	184	95	144.12	ng/ml#	1
53) 4-Nitrophenol	9.959	139	1391	25.93	ng/ml#	66
54) 2,4-Dinitrotoluene	10.039	165	3628	41.90	ng/ml	92
55) Dibenzofuran	10.066	168	39453	102.98	ng/ml	94
56) 2,3,5,6-Tetrachlorophenol	10.151	232	2960	48.42	ng/ml	97
57) 2,3,4,6-Tetrachlorophenol	10.194	232	4469	70.37	ng/ml	92
58) Diethyl phthalate	10.280	149	33503	106.85	ng/ml	100
59) 2,3,5-Trimethylnaphtha...	10.280	170	26553	106.29	ng/ml	99
60) Fluorene	10.419	166	32507	107.38	ng/ml	96
61) 4-Chlorophenyl phenyl ...	10.408	204	14524	105.47	ng/ml	97
62) 4-Nitroaniline	10.419	138	3975	67.37	ng/ml	79
63) 4,6-Dinitro-2-methylph...	10.456	198	481	74.66	ng/ml#	51
65) N-Nitrosodiphenylamine	10.526	169	26271	103.75	ng/ml	97
66) Azobenzene (1,2-DPH)	10.569	77	34700	103.12	ng/ml	93
68) 4-Bromophenyl phenyl e...	10.911	248	7754	92.57	ng/ml	97
69) Hexachlorobenzene	10.991	284	9841	103.60	ng/ml	94
70) Pentachlorophenol (PCP)	11.184	266	2796	108.89	ng/ml	89
71) Phenanthrene	11.403	178	45844	108.87	ng/ml	98
72) Anthracene	11.451	178	44636	105.16	ng/ml	98
73) Carbazole	11.606	167	36766	96.87	ng/ml	99
74) Di-n-butyl phthalate	11.949	149	42155	64.03	ng/ml	97
75) Fluoranthene	12.719	202	42585	91.77	ng/ml	98
76) Benzidine	12.874	184	20642	246.24	ng/ml	96
77) Pyrene	13.029	202	44554	93.25	ng/ml	99
80) Butyl benzyl phthalate	14.109	149	12505	54.30	ng/ml	93
81) Bis(2-ethylhexyl) adipate	14.291	129	13416	2.92	ng/ml	95
82) 3,3-Dichlorobenzidine	15.286	252	17285	30.85	ng/ml	93
83) Benz(a)anthracene	15.329	228	36438	93.47	ng/ml	98
84) Chrysene	15.409	228	36836	100.15	ng/ml	95
85) Bis(2-ethylhexyl) phth...	15.489	149	17462	57.56	ng/ml	99
87) Di-n-octyl phthalate	17.158	149	17362	38.13	ng/ml	98
88) Benzo(b)fluoranthene	17.944	252	30164	85.81	ng/ml	91
89) Benzo(k)fluoranthene	18.009	252	31556	95.46	ng/ml	97
90) Benzo(b+k)fluoranthene	18.009	252	63641	182.80	ng/ml	97
91) Benzo(e)pyrene	18.602	252	32260	93.62	ng/ml	98
92) Benzo(a)pyrene	18.720	252	26020	81.05	ng/ml	94
93) Perylene	18.923	252	31514	96.43	ng/ml	100
95) Indeno(1,2,3-cd)pyrene	21.261	276	29860	99.33	ng/ml	97
96) Dibenz(a,h)anthracene	21.325	278	27470	96.38	ng/ml	89
97) Benzo(g,h,i)perylene	21.801	276	27580	88.00	ng/ml	91

(#) = qualifier out of range (m) = manual integration (+) = signals summed

Quantitation Report (Qedit)

Data Path : C:\msdchem\1\data\2019-04\9D12042\
Data File : J04121917.D
Acq On : 12 Apr 2019 8:03 pm
Operator : JK/ AMS/ DTH
Sample : 9D12042-CAL3
Misc : 1x, A19D055 BNA@100
ALS Vial : 5 Sample Multiplier: 1
DataAcq Meth:SV10_AQUISITION.M

Quant Time: Apr 15 08:55:06 2019
Quant Method : C:\msdchem\1\methods\SV10_041219.M
Quant Title : EPA 8270D: Semivolatile Organics
QLast Update : Mon Apr 15 08:54:36 2019
Response via : Initial Calibration
InstName : SV-GCMS10

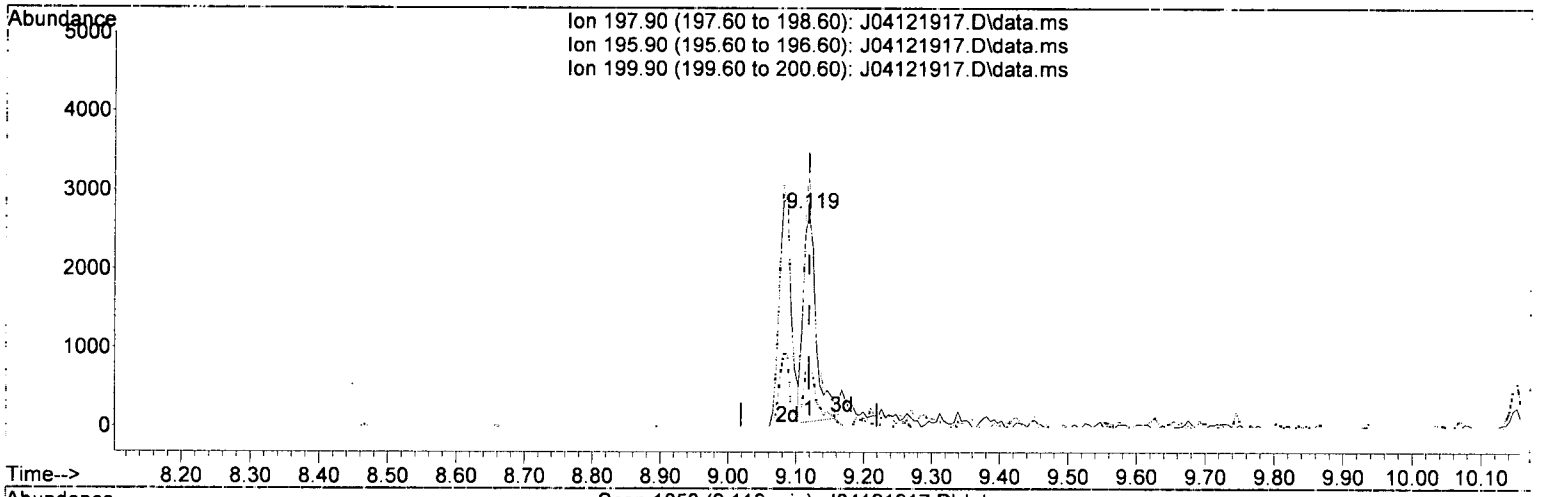

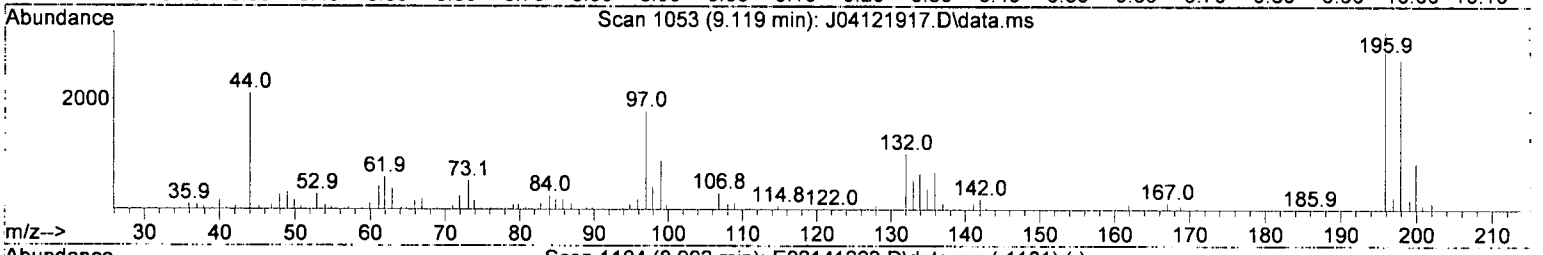

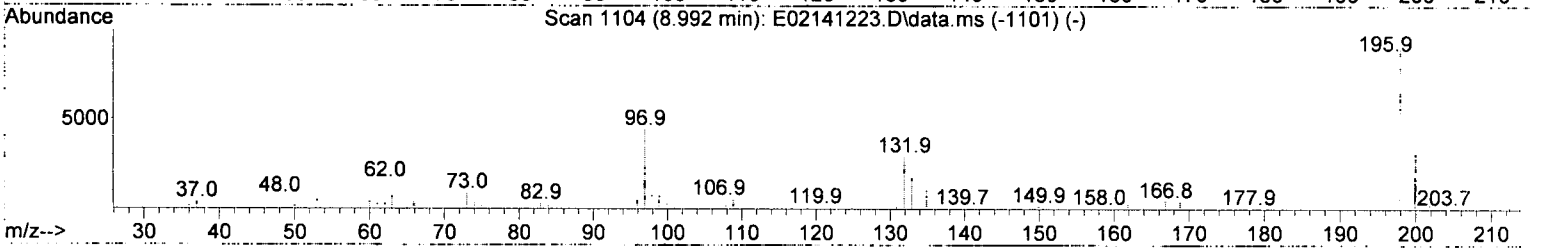

TIC: J04121917.D\data.ms

(38) 2,4,5-Trichlorophenol (T)

9.119min (+ 0.000) 45.96 ng/ml

response 3524

Ion	Exp%	Act%
197.90	100.00	100.00
195.90	105.00	118.77
199.90	31.10	31.51
0.00	0.00	0.00

Quantitation Report (Qedit)

Data Path : C:\msdchem\1\data\2019-04\9D12042\
Data File : J04121917.D
Acq On : 12 Apr 2019 8:03 pm
Operator : JK/ AMS/ DTH
Sample : 9D12042-CAL3
Misc : 1x, A19D055 BNA@100
ALS Vial : 5 Sample Multiplier: 1
DataAcq Meth:SV10_AQUISITION.M

Quant Time: Apr 15 08:55:06 2019
Quant Method : C:\msdchem\1\methods\SV10_041219.M
Quant Title : EPA 8270D: Semivolatile Organics
QLast Update : Mon Apr 15 08:54:36 2019
Response via : Initial Calibration
InstName : SV-GCMS10

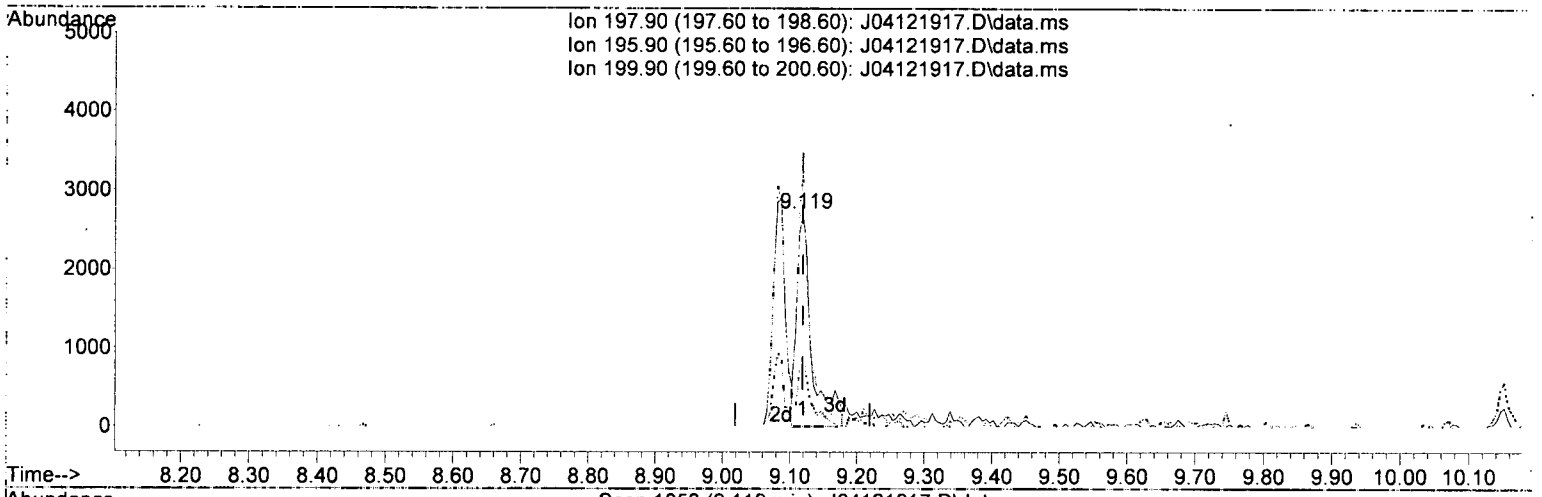

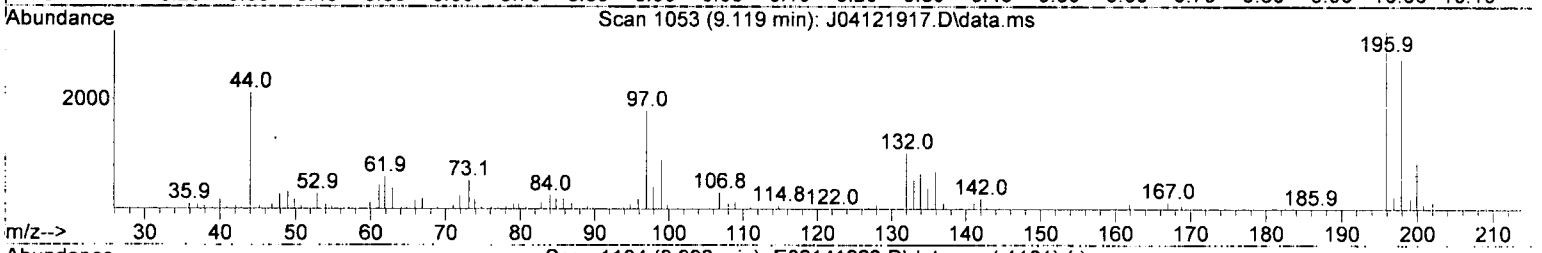

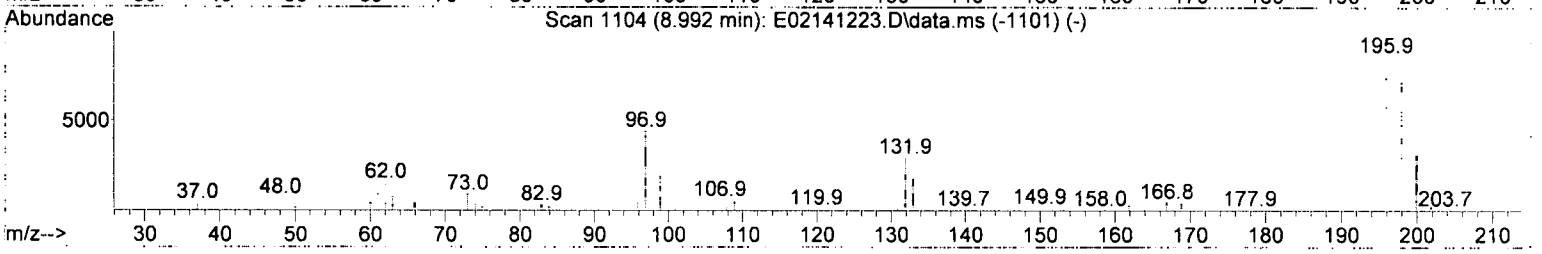

TIC: J04121917.D\data.ms

(38) 2,4,5-Trichlorophenol (T)

9.119min (+ 0.000) 54.87 ng/ml

response 4207

Ion	Exp%	Act%
197.90	100.00	100.00
195.90	105.00	118.77
199.90	31.10	31.51
0.00	0.00	0.00

4/15/19

Quantitation Report (Qedit)

Data Path : C:\msdchem\1\data\2019-04\9D12042\
Data File : J04121917.D
Acq On : 12 Apr 2019 8:03 pm
Operator : JK/ AMS/ DTH
Sample : 9D12042-CAL3
Misc : 1x, A19D055 BNA@100
ALS Vial : 5 Sample Multiplier: 1
DataAcq Meth:SV10_AQUISITION.M

Quant Time: Apr 15 08:55:06 2019
Quant Method : C:\msdchem\1\methods\SV10_041219.M
Quant Title : EPA 8270D: Semivolatile Organics
QLast Update : Mon Apr 15 08:54:36 2019
Response via : Initial Calibration
InstName : SV-GCMS10

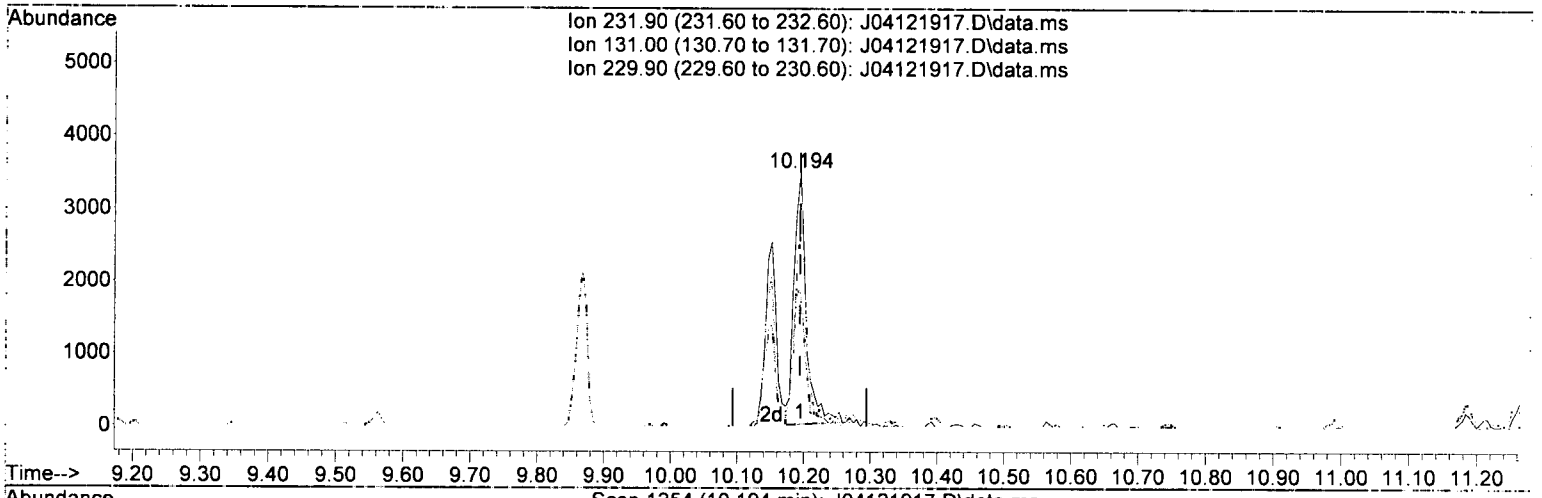

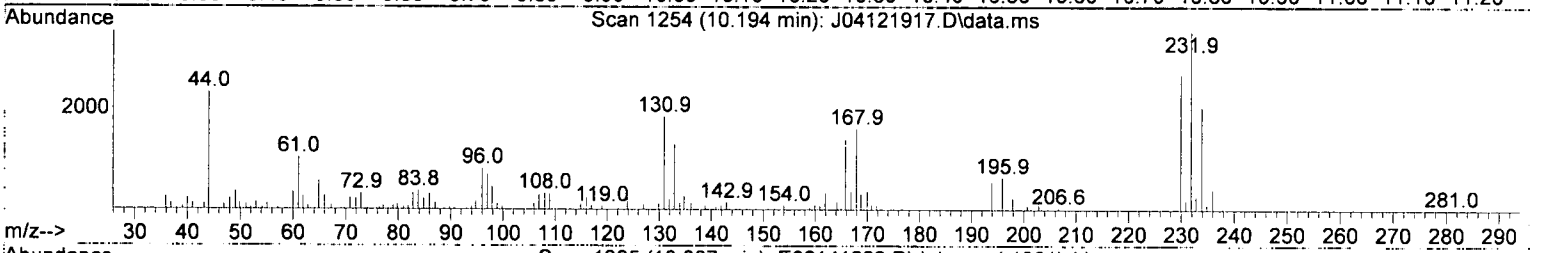

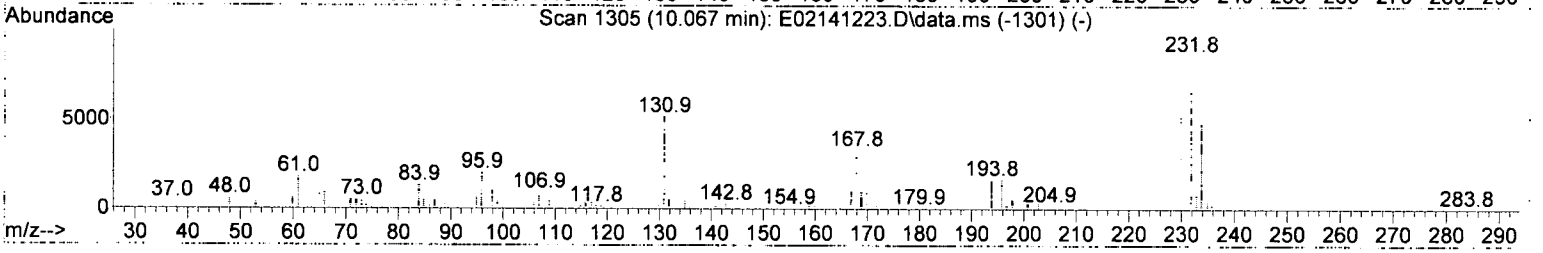

TIC: J04121917.D\data.ms

(57) 2,3,4,6-Tetrachlorophenol (T)

10.194min (+ 0.000) 70.37 ng/ml

response 4469

Ion	Exp%	Act%
231.90	100.00	100.00
131.00	63.10	52.42
229.90	78.40	76.01
0.00	0.00	0.00

Quantitation Report (Qedit)

Data Path : C:\msdchem\1\data\2019-04\9D12042\
Data File : J04121917.D
Acq On : 12 Apr 2019 8:03 pm
Operator : JK/ AMS/ DTH
Sample : 9D12042-CAL3
Misc : 1x, A19D055 BNA@100
ALS Vial : 5 Sample Multiplier: 1
DataAcq Meth:SV10_AQUISITION.M

Quant Time: Apr 15 08:55:06 2019
Quant Method : C:\msdchem\1\methods\SV10_041219.M
Quant Title : EPA 8270D: Semivolatile Organics
QLast Update : Mon Apr 15 08:54:36 2019
Response via : Initial Calibration
InstName : SV-GCMS10

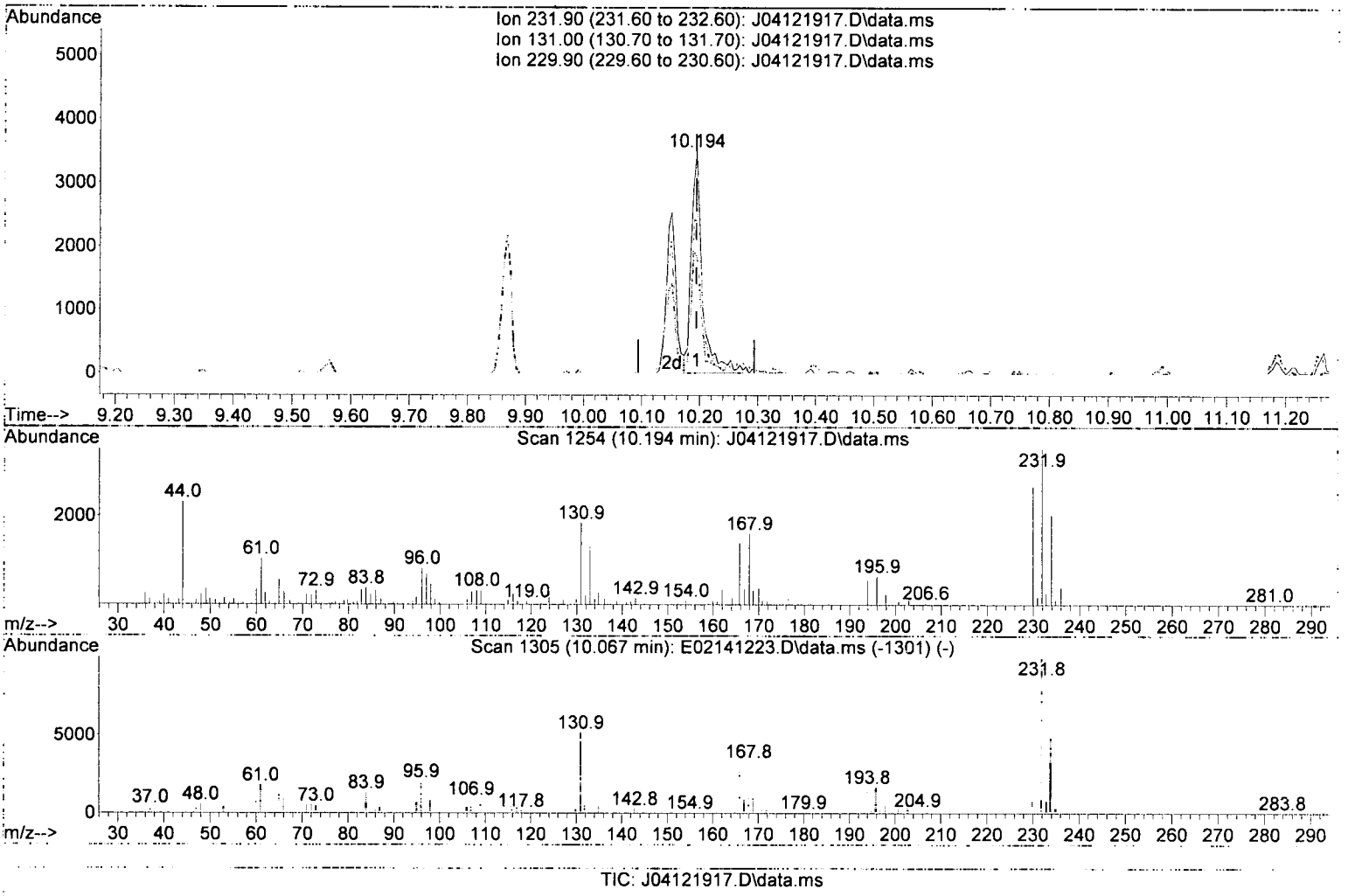

TIC: J04121917.D\data.ms

(57) 2,3,4,6-Tetrachlorophenol (T)

10.194min (+ 0.000) 74.97 ng/ml m

response 4761

Ion	Exp%	Act%
231.90	100.00	100.00
131.00	63.10	52.42
229.90	78.40	76.01
0.00	0.00	0.00

4/19/19

Quantitation Report (Not Reviewed)

Data Path : C:\msdchem\1\data\2019-04\9D12042\
Data File : J04121917.D
Acq On : 12 Apr 2019 8:03 pm
Operator : JK/ AMS/ DTH
Sample : 9D12042-CAL3
Misc : 1x, A19D055 BNA@100
ALS Vial : 5 Sample Multiplier: 1
DataAcq Meth:SV10_AQUISITION.M

Quant Time: Apr 15 08:55:06 2019
Quant Method : C:\msdchem\1\methods\SV10_041219.M
Quant Title : EPA 8270D: Semivolatile Organics
QLast Update : Mon Apr 15 08:54:36 2019
Response via : Initial Calibration
InstName : SV-GCMS10

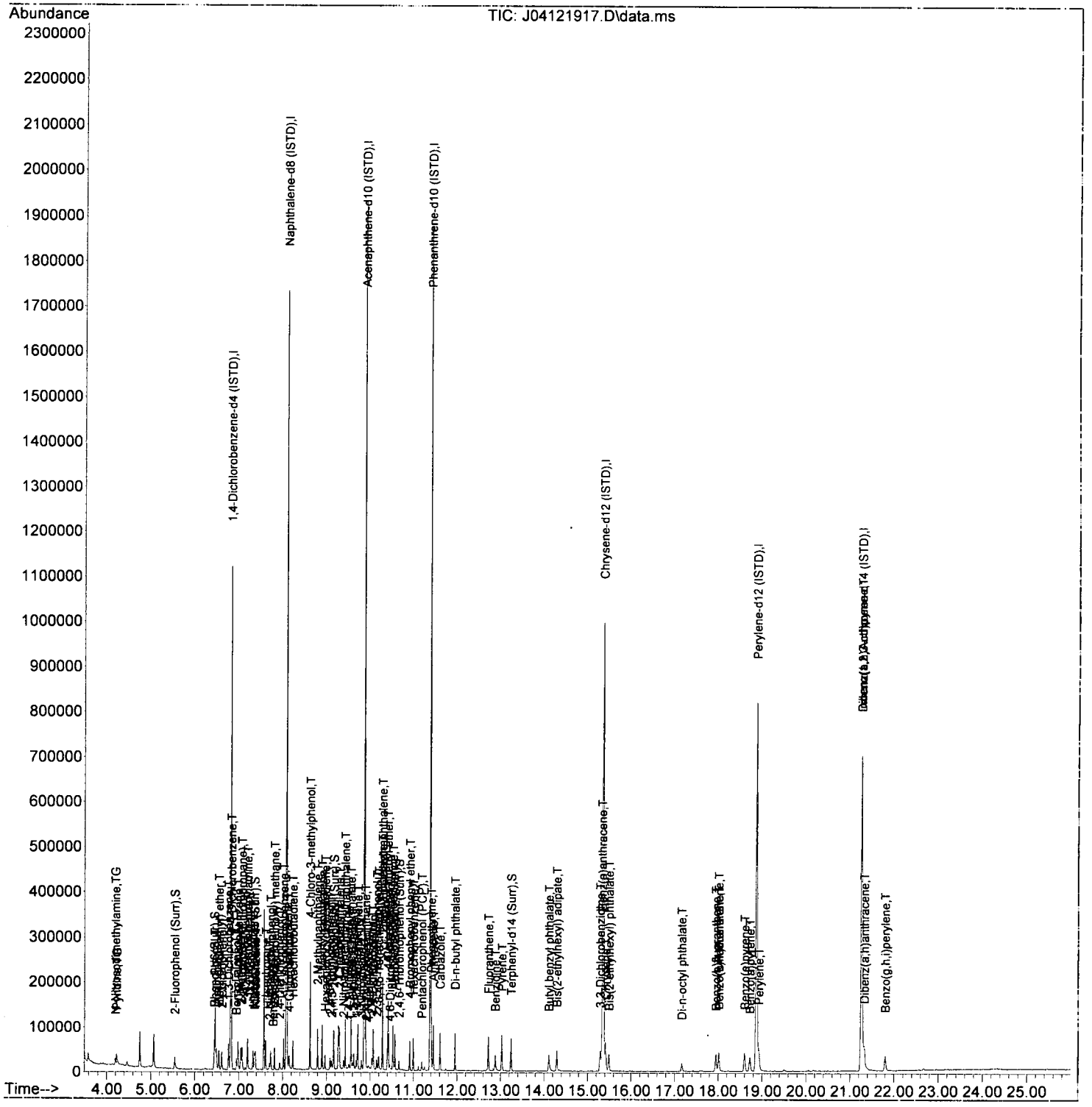

Quantitation Report (Not Reviewed)

Data Path : C:\msdchem\1\data\2019-04\9D12042\
Data File : J04121918.D
Acq On : 12 Apr 2019 8:39 pm
Operator : JK/ AMS/ DTH
Sample : 9D12042-CAL4
Misc : 1x, A19D056 BNA@200
ALS Vial : 6 Sample Multiplier: 1
DataAcq Meth:SV10_AQUISITION.M

Quant Time: Apr 15 08:55:11 2019
Quant Method : C:\msdchem\1\methods\SV10_041219.M
Quant Title : EPA 8270D: Semivolatile Organics
QLast Update : Mon Apr 15 08:54:36 2019
Response via : Initial Calibration
InstName : SV-GCMS10

4/19/19

Compound	R.T.	QIon	Response	Conc	Units	Dev(Min)
Internal Standards						
1) 1,4-Dichlorobenzene-d4...	6.814	152	222946	2000.00	ng/ml	0.00
21) Naphthalene-d8 (ISTD)	8.081	136	907511	2000.00	ng/ml	0.00
35) Acenaphthene-d10 (ISTD)	9.862	162	458269	2000.00	ng/ml	0.00
64) Phenanthrene-d10 (ISTD)	11.381	188	795971	2000.00	ng/ml	0.00
78) Chrysene-d12 (ISTD)	15.355	240	745877	2000.00	ng/ml	0.00
86) Perylene-d12 (ISTD)	18.875	264	691727	2000.00	ng/ml	0.00
94) Dibenz(a,h)Anthrcene-d...	21.266	292	629435	2000.00	ng/ml	0.00
System Monitoring Compounds						
4) 2-Fluorophenol (Surr)	5.535	112	28367	180.74	ng/ml	0.00
5) Phenol-d6(Surr)	6.439	99	34950	167.79	ng/ml	0.00
19) Nitrobenzene-d5 (Surr)	7.354	82	29144	162.62	ng/ml	0.00
40) 2-Fluorobiphenyl (Surr)	9.167	172	71986	210.94	ng/ml	0.00
67) 2,4,6-Tribromophenol (...	10.665	330	7004	153.11	ng/ml	0.00
79) Terphenyl-d14 (Surr)	13.243	244	72239	195.58	ng/ml	0.00
Target Compounds						Qvalue
2) N-Nitrosodimethylamine	4.198	74	18590	160.85	ng/ml	92
3) Pyridine	4.209	79	35631	193.42	ng/ml	92
6) Phenol	6.450	94	40326	172.18	ng/ml	98
7) Aniline	6.493	93	41636	203.70	ng/ml	93
8) Bis(2-chloroethyl) ether	6.546	93	38143	220.16	ng/ml	99
9) 2-Chlorophenol	6.605	128	29959	182.66	ng/ml	96
10) 1,3-Dichlorobenzene	6.760	146	36684	212.34	ng/ml	98
11) 1,4-Dichlorobenzene	6.824	146	35701	212.17	ng/ml	96
12) Benzyl alcohol	6.942	108	14374	130.54	ng/ml	95
13) 1,2-Dichlorobenzene	6.985	146	36123	218.68	ng/ml	95
14) 2-Methylphenol	7.044	107	22860	177.37	ng/ml	97
15) 2,2'-Oxybis(1-Chloropr...	7.070	45	44983	198.21	ng/ml	92
16) N-Nitrosodi-n-propylamine	7.199	70	25133	197.05	ng/ml	96
17) 3+4-Methylphenol	7.193	107	26267	165.67	ng/ml	97
18) Hexachloroethane	7.322	201	9240	195.16	ng/ml	84
20) Nitrobenzene	7.375	77	31068	177.59	ng/ml	99
22) Isophorone	7.611	82	70389	204.63	ng/ml	98
23) 2-Nitrophenol	7.696	139	10018	112.14	ng/ml	88
24) 2,4-Dimethylphenol	7.723	122	23349	165.99	ng/ml	98
25) Bis(2-chloroethoxy) me...	7.814	93	39106	201.39	ng/ml	96
26) Benzoic acid	7.814	105	384	538.84	ng/ml	93
27) 2,4-Dichlorophenol	7.932	162	14168	125.31	ng/ml	92
28) 1,2,4-Trichlorobenzene	8.023	180	27382	200.53	ng/ml	95
29) Naphthalene	8.103	128	102649	212.05	ng/ml	100
30) 4-Chloroaniline	8.146	127	23535	201.56	ng/ml	98
31) Hexachlorobutadiene	8.231	225	14260	197.98	ng/ml	96
32) 4-Chloro-3-methylphenol	8.622	107	17148	125.44	ng/ml	98
33) 2-Methylnaphthalene	8.798	142	67852	209.83	ng/ml	97
34) 1-Methylnaphthalene	8.900	142	66438	213.99	ng/ml	97
36) Hexachlorocyclopentadiene	8.969	237	9648	134.89	ng/ml	99
37) 2,4,6-Trichlorophenol	9.082	196	11339	140.09	ng/ml	99
38) 2,4,5-Trichlorophenol	9.119	198	10174	127.91	ng/ml	97
39) 1,1'-Biphenyl	9.269	154	81722	212.56	ng/ml	99
41) 2-Chloronaphthalene	9.295	162	56267	206.96	ng/ml	95
42) 2-Nitroaniline	9.386	138	10366	110.39	ng/ml	97
43) 2,6-Dimethylnaphthalene	9.429	156	60607	215.87	ng/ml	98

Quantitation Report (Not Reviewed)

Data Path : C:\msdchem\1\data\2019-04\9D12042\
Data File : J04121918.D
Acq On : 12 Apr 2019 8:39 pm
Operator : JK/ AMS/ DTH
Sample : 9D12042-CAL4
Misc : 1x, A19D056 BNA@200
ALS Vial : 6 Sample Multiplier: 1
DataAcq Meth:SV10_AQUISITION.M

Quant Time: Apr 15 08:55:11 2019
Quant Method : C:\msdchem\1\methods\SV10_041219.M
Quant Title : EPA 8270D: Semivolatile Organics
QLast Update : Mon Apr 15 08:54:36 2019
Response via : Initial Calibration
InstName : SV-GCMS10

	Compound	R.T.	QIon	Response	Conc	Units	Dev(Min)
44)	1,4-Dinitrobenzene	9.515	168	2775	64.01	ng/ml	86
45)	Dimethyl phthalate	9.563	163	68197	206.53	ng/ml	97
46)	1,3-Dinitrobenzene	9.595	168	4684	96.88	ng/ml	83
47)	2,6-Dinitrotoluene	9.627	165	11248	157.08	ng/ml	94
48)	1,2-Dinitrobenzene	9.681	168	5007	149.85	ng/ml	90
49)	Acenaphthylene	9.718	152	96629	196.46	ng/ml	99
50)	3-Nitroaniline	9.798	138	11232	169.11	ng/ml	93
51)	Acenaphthene	9.895	153	64550	207.72	ng/ml	99
52)	2,4-Dinitrophenol	9.905	184	631	162.38	ng/ml#	52
53)	4-Nitrophenol	9.959	139	5108	91.80	ng/ml	88
54)	2,4-Dinitrotoluene	10.039	165	11165	124.31	ng/ml	97
55)	Dibenzofuran	10.071	168	85043	213.97	ng/ml	99
56)	2,3,5,6-Tetrachlorophenol	10.151	232	9240	145.70	ng/ml	89
57)	2,3,4,6-Tetrachlorophenol	10.194	232	11552	175.34	ng/ml	89
58)	Diethyl phthalate	10.280	149	68644	211.02	ng/ml	98
59)	2,3,5-Trimethylnaphtha...	10.280	170	55486	214.09	ng/ml	99
60)	Fluorene	10.419	166	68196	217.15	ng/ml	99
61)	4-Chlorophenyl phenyl ...	10.408	204	29693	207.85	ng/ml	96
62)	4-Nitroaniline	10.419	138	11137	181.96	ng/ml	96
63)	4,6-Dinitro-2-methylph...	10.456	198	2085	114.28	ng/ml	93
65)	N-Nitrosodiphenylamine	10.526	169	55332	207.08	ng/ml	99
66)	Azobenzene (1,2-DPH)	10.568	77	74635	210.19	ng/ml	95
68)	4-Bromophenyl phenyl e...	10.911	248	17137	193.88	ng/ml	98
69)	Hexachlorobenzene	10.991	284	19743	196.98	ng/ml	95
70)	Pentachlorophenol (PCP)	11.184	266	7672	203.24	ng/ml	97
71)	Phenanthrene	11.403	178	95305	214.48	ng/ml	99
72)	Anthracene	11.451	178	94023	209.92	ng/ml	98
73)	Carbazole	11.606	167	80323	213.71	ng/ml	98
74)	Di-n-butyl phthalate	11.948	149	102422	166.02	ng/ml	98
75)	Fluoranthene	12.719	202	96117	196.29	ng/ml	98
76)	Benzidine	12.874	184	43225	487.30	ng/ml	97
77)	Pyrene	13.029	202	98204	194.79	ng/ml	98
80)	Butyl benzyl phthalate	14.109	149	33181	130.86	ng/ml	97
81)	Bis(2-ethylhexyl) adipate	14.291	129	32652	86.44	ng/ml	99
82)	3,3-Dichlorobenzidine	15.286	252	40983	321.81	ng/ml	94
83)	Benz(a)anthracene	15.329	228	84134	196.01	ng/ml	97
84)	Chrysene	15.409	228	81237	200.60	ng/ml	97
85)	Bis(2-ethylhexyl) phth...	15.489	149	48543	145.33	ng/ml	97
87)	Di-n-octyl phthalate	17.163	149	57618	112.15	ng/ml	99
88)	Benzo(b)fluoranthene	17.944	252	73883	186.28	ng/ml	96
89)	Benzo(k)fluoranthene	18.014	252	77404	207.53	ng/ml	96
90)	Benzo(b+k)fluoranthene	18.014	252	154717	393.88	ng/ml	96
91)	Benzo(e)pyrene	18.602	252	76788	197.50	ng/ml	99
92)	Benzo(a)pyrene	18.720	252	69007	190.52	ng/ml	97
93)	Perylene	18.923	252	76410	207.23	ng/ml	97
95)	Indeno(1,2,3-cd)pyrene	21.260	276	68379	198.17	ng/ml	90
96)	Dibenz(a,h)anthracene	21.325	278	62866	192.17	ng/ml	95
97)	Benzo(g,h,i)perylene	21.801	276	68971	191.73	ng/ml	98

(#) = qualifier out of range (m) = manual integration (+) = signals summed

Quantitation Report (Qedit)

Data Path : C:\msdchem\1\data\2019-04\9D12042\
Data File : J04121918.D
Acq On : 12 Apr 2019 8:39 pm
Operator : JK/ AMS/ DTH
Sample : 9D12042-CAL4
Misc : 1x, A19D056 BNA@200
ALS Vial : 6 Sample Multiplier: 1
DataAcq Meth:SV10_AQUISITION.M

Quant Time: Apr 15 08:55:11 2019
Quant Method : C:\msdchem\1\methods\SV10_041219.M
Quant Title : EPA 8270D: Semivolatile Organics
QLast Update : Mon Apr 15 08:54:36 2019
Response via : Initial Calibration
InstName : SV-GCMS10

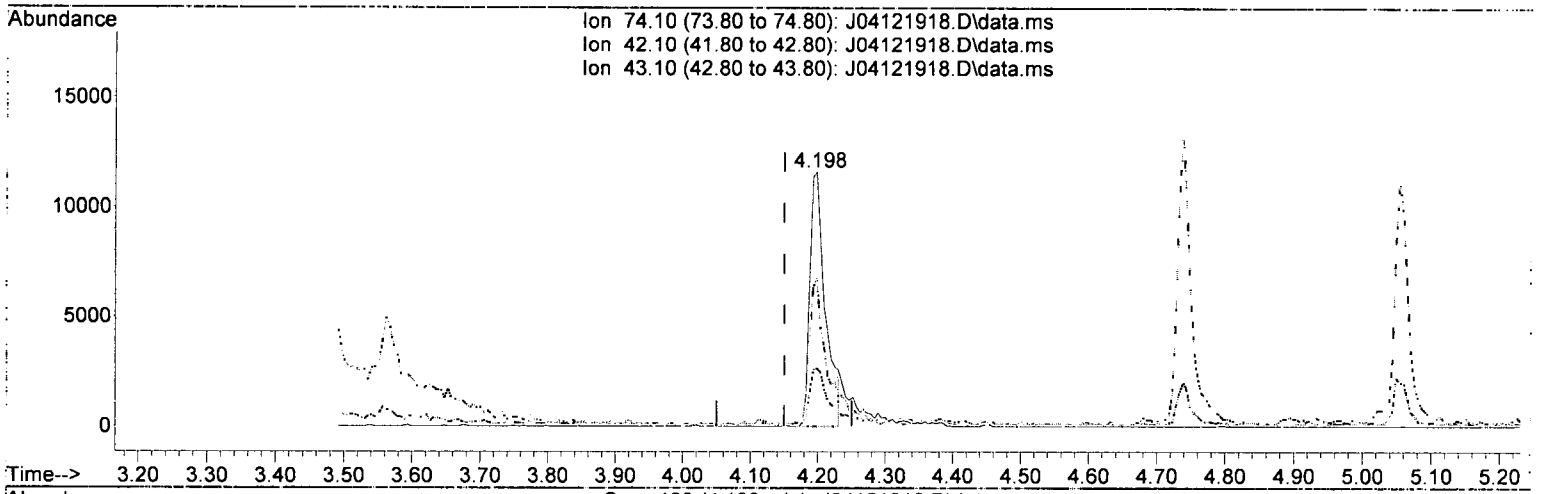







(2) N-Nitrosodimethylamine (TG)

4.198min (+ 0.048) 160.85 ng/ml

response 18590

Ion	Exp%	Act%
74.10	100.00	100.00
42.10	62.90	58.76
43.10	29.40	22.66
0.00	0.00	0.00

Quantitation Report (Qedit)

Data Path : C:\msdchem\1\data\2019-04\9D12042\
Data File : J04121918.D
Acq On : 12 Apr 2019 8:39 pm
Operator : JK/ AMS/ DTH
Sample : 9D12042-CAL4
Misc : 1x, A19D056 BNA@200
ALS Vial : 6 Sample Multiplier: 1
DataAcq Meth:SV10_AQUISITION.M

Quant Time: Apr 15 08:55:11 2019
Quant Method : C:\msdchem\1\methods\SV10_041219.M
Quant Title : EPA 8270D: Semivolatile Organics
QLast Update : Mon Apr 15 08:54:36 2019
Response via : Initial Calibration
InstName : SV-GCMS10

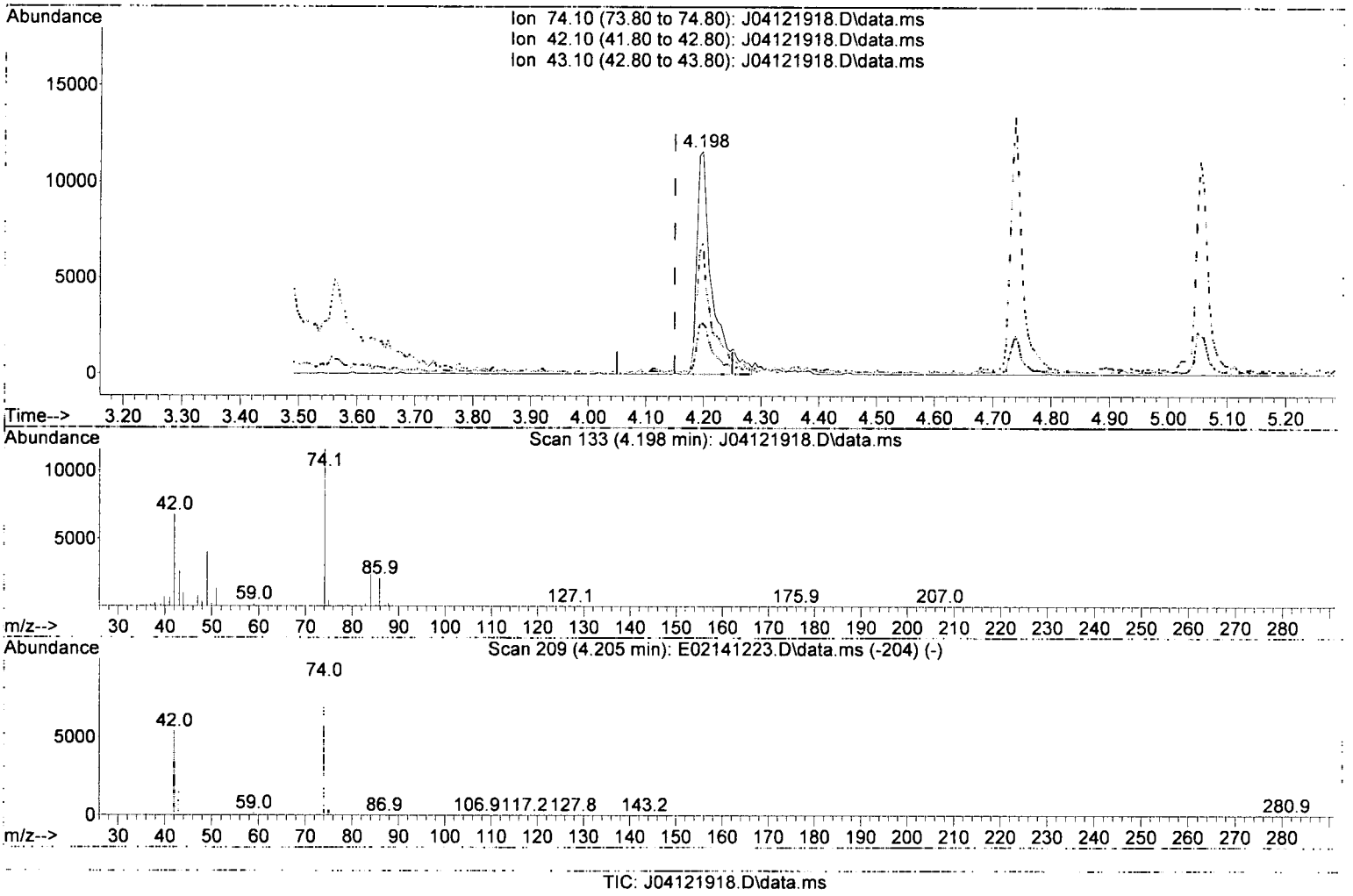

TIC: J04121918.D\data.ms

(2) N-Nitrosodimethylamine (TG)

4.198min (+ 0.048) 187.68 ng/ml m

response 21690

Ion	Exp%	Act%
74.10	100.00	100.00
42.10	62.90	58.76
43.10	29.40	22.66
0.00	0.00	0.00

4/15/19

Quantitation Report (Qedit)

Data Path : C:\msdchem\1\data\2019-04\9D12042\
Data File : J04121918.D
Acq On : 12 Apr 2019 8:39 pm
Operator : JK/ AMS/ DTH
Sample : 9D12042-CAL4
Misc : 1x, A19D056 BNA@200
ALS Vial : 6 Sample Multiplier: 1
DataAcq Meth:SV10_AQUISITION.M

Quant Time: Apr 15 08:55:11 2019
Quant Method : C:\msdchem\1\methods\SV10_041219.M
Quant Title : EPA 8270D: Semivolatile Organics
QLast Update : Mon Apr 15 08:54:36 2019
Response via : Initial Calibration
InstName : SV-GCMS10

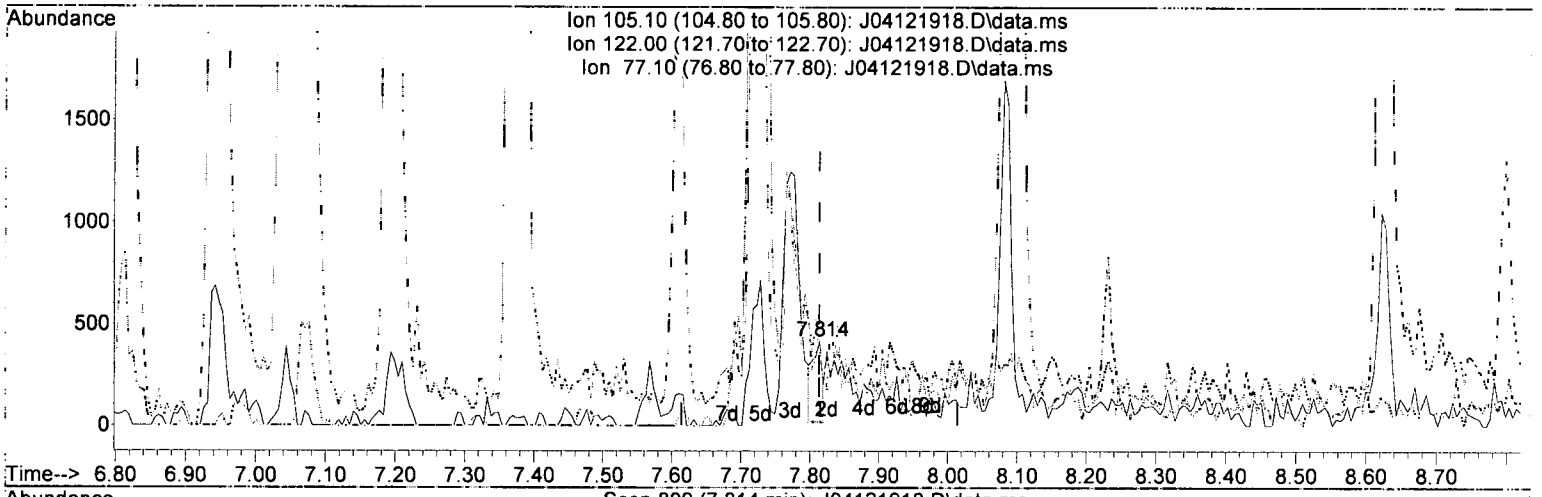

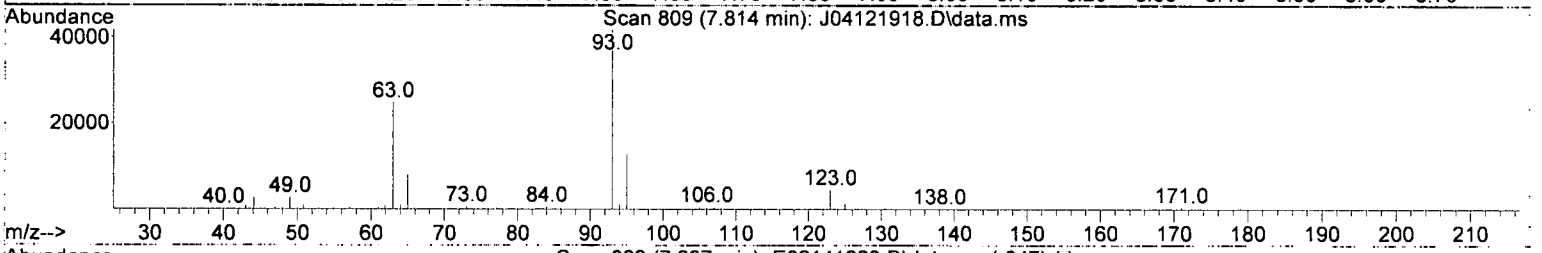

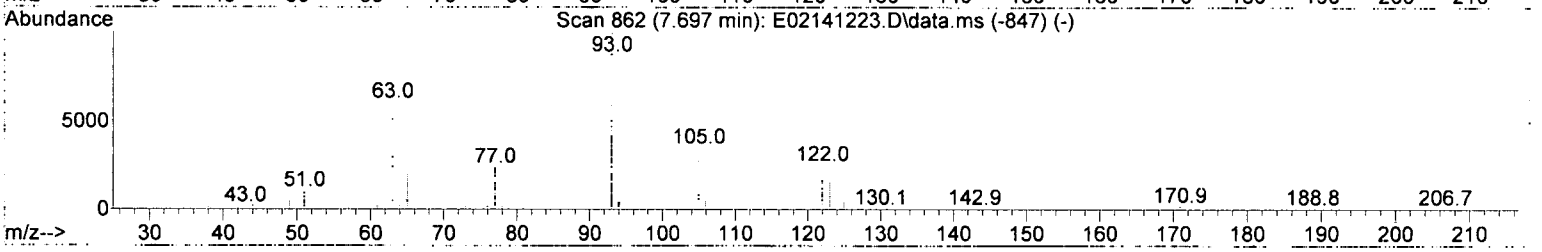

TIC: J04121918.D\data.ms

(26) Benzoic acid (T)

7.814min (+ 0.000) 538.84 ng/ml

response 384

Ion	Exp%	Act%
105.10	100.00	100.00
122.00	80.70	78.90
77.10	76.00	86.09
0.00	0.00	0.00

Quantitation Report (Qedit)

Data Path : C:\msdchem\1\data\2019-04\9D12042\
Data File : J04121918.D
Acq On : 12 Apr 2019 8:39 pm
Operator : JK/ AMS/ DTH
Sample : 9D12042-CAL4
Misc : 1x, A19D056 BNA@200
ALS Vial : 6 Sample Multiplier: 1
DataAcq Meth:SV10_AQUISITION.M

Quant Time: Apr 15 08:55:11 2019
Quant Method : C:\msdchem\1\methods\SV10_041219.M
Quant Title : EPA 8270D: Semivolatile Organics
QLast Update : Mon Apr 15 08:54:36 2019
Response via : Initial Calibration
InstName : SV-GCMS10

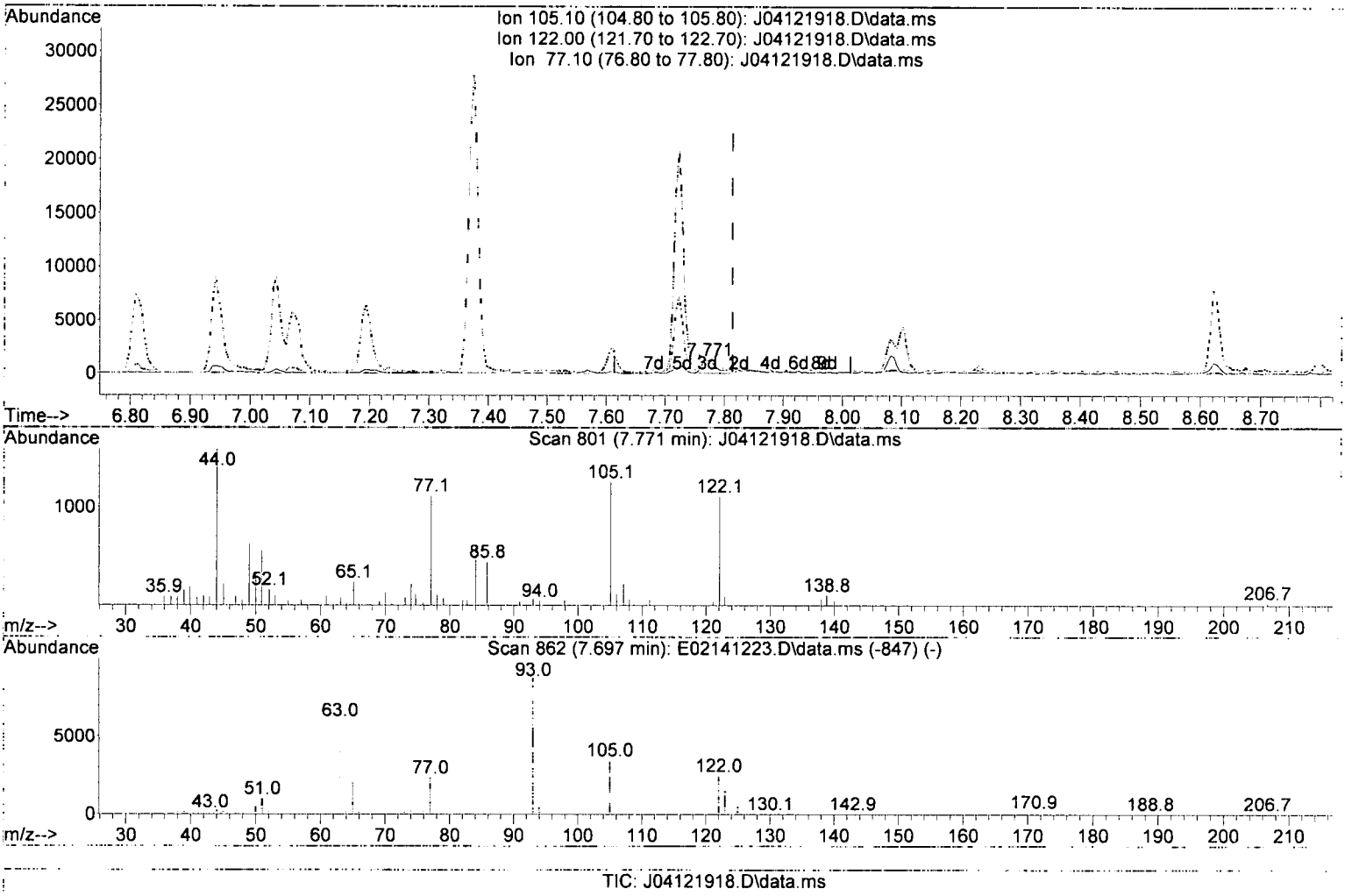

TIC: J04121918.D\data.ms

(26) Benzoic acid (T)

7.771min (-0.043) 561.53 ng/ml m

response 2517

Ion	Exp%	Act%
105.10	100.00	100.00
122.00	80.70	88.71
77.10	76.00	88.95
0.00	0.00	0.00

4/15/19

Quantitation Report (Qedit)

Data Path : C:\msdchem\1\data\2019-04\9D12042\
Data File : J04121918.D
Acq On : 12 Apr 2019 8:39 pm
Operator : JK/ AMS/ DTH
Sample : 9D12042-CAL4
Misc : 1x, A19D056 BNA@200
ALS Vial : 6 Sample Multiplier: 1
DataAcq Meth:SV10_AQUISITION.M

Quant Time: Apr 15 08:55:11 2019
Quant Method : C:\msdchem\1\methods\SV10_041219.M
Quant Title : EPA 8270D: Semivolatile Organics
QLast Update : Mon Apr 15 08:54:36 2019
Response via : Initial Calibration
InstName : SV-GCMS10

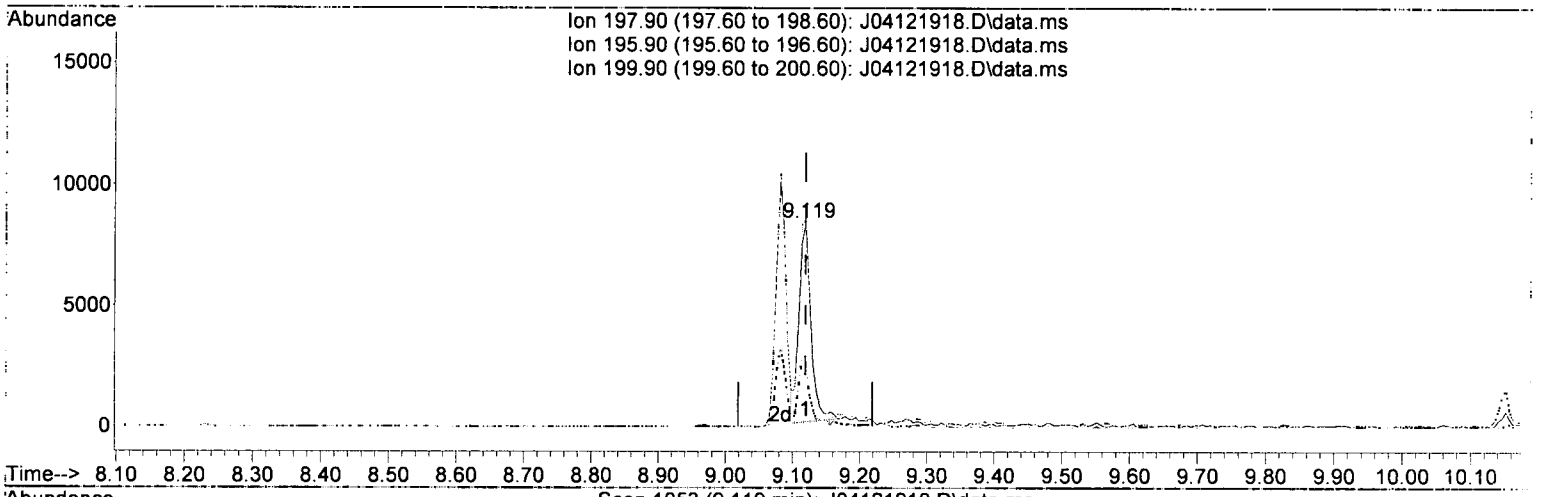

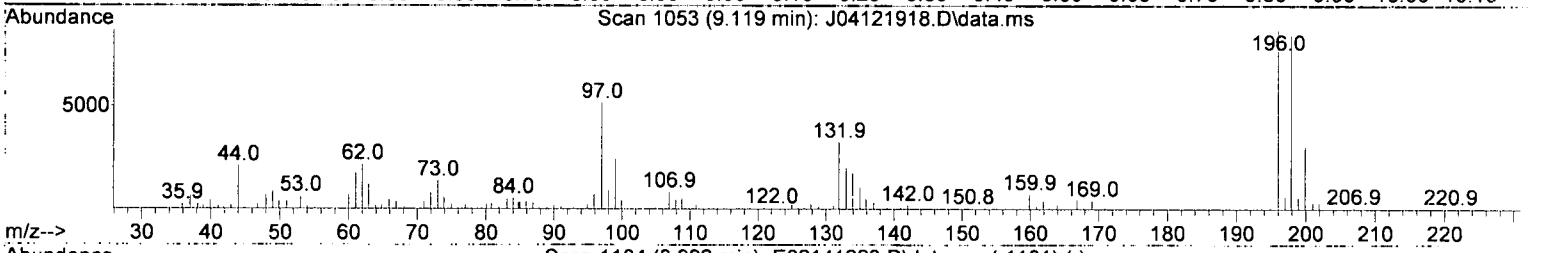

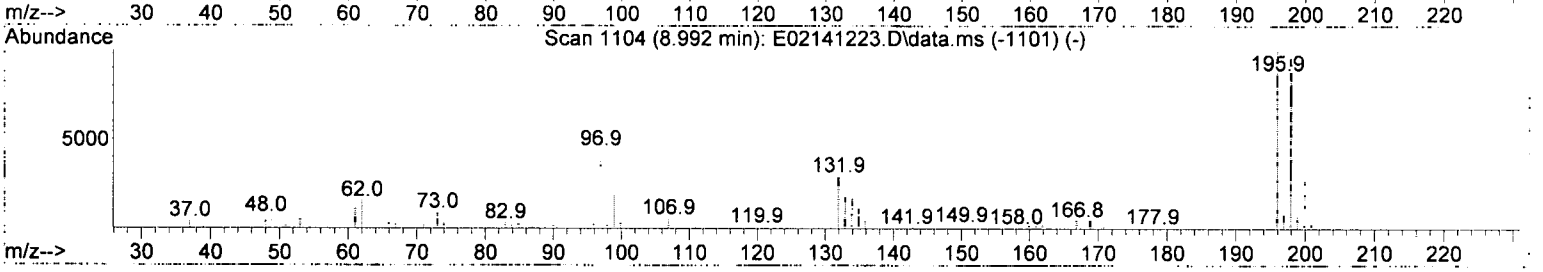

TIC: J04121918.D\data.ms

(38) 2,4,5-Trichlorophenol (T)

9.119min (+ 0.000) 127.91 ng/ml

response 10174

Ion	Exp%	Act%
197.90	100.00	100.00
195.90	105.00	102.98
199.90	31.10	35.73
0.00	0.00	0.00

Quantitation Report (Qedit)

Data Path : C:\msdchem\1\data\2019-04\9D12042\
Data File : J04121918.D
Acq On : 12 Apr 2019 8:39 pm
Operator : JK/ AMS/ DTH
Sample : 9D12042-CAL4
Misc : 1x, A19D056 BNA@200
ALS Vial : 6 Sample Multiplier: 1
DataAcq Meth:SV10_AQUISITION.M

Quant Time: Apr 15 08:55:11 2019
Quant Method : C:\msdchem\1\methods\SV10_041219.M
Quant Title : EPA 8270D: Semivolatile Organics
QLast Update : Mon Apr 15 08:54:36 2019
Response via : Initial Calibration
InstName : SV-GCMS10

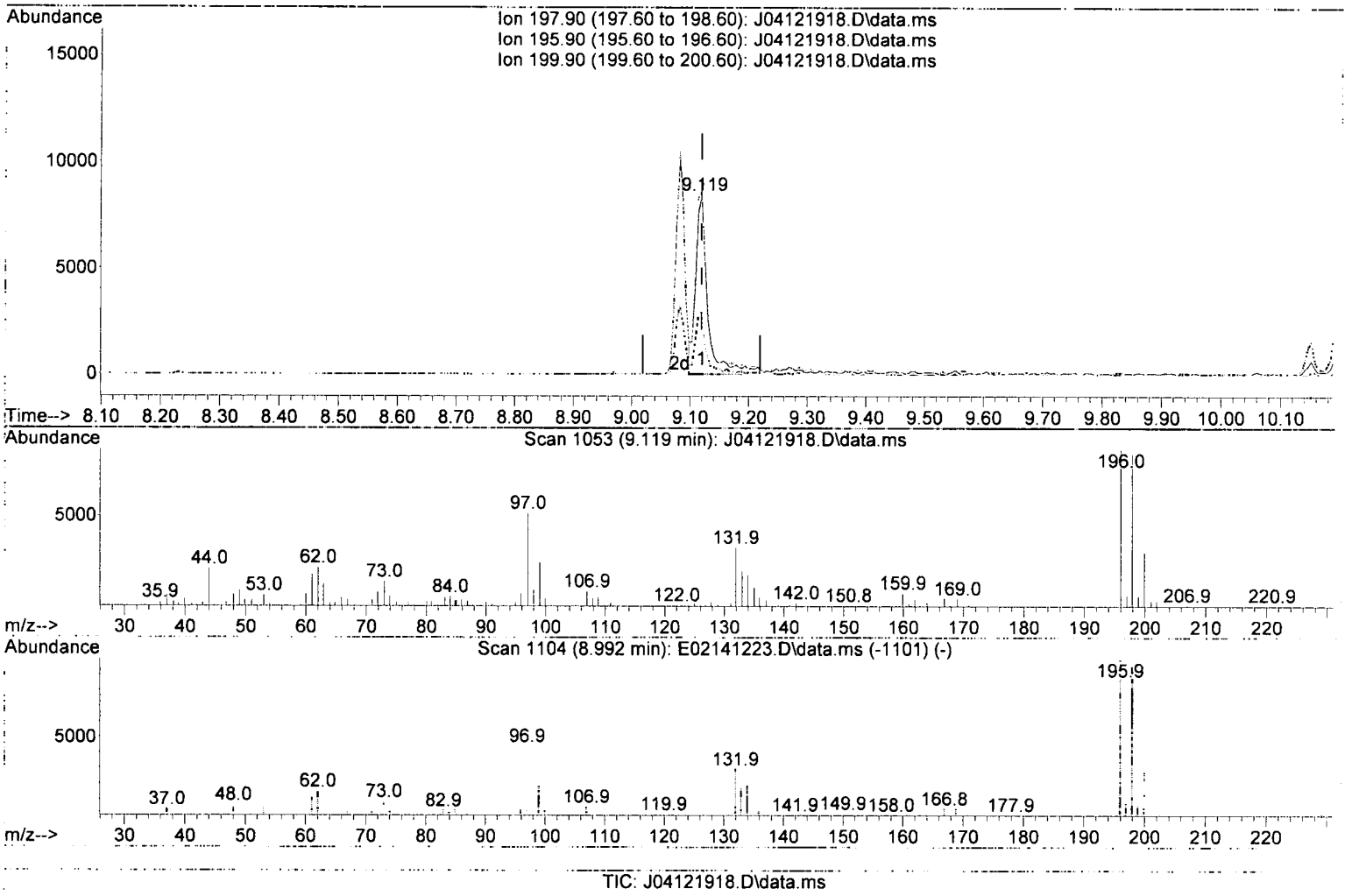

(38) 2,4,5-Trichlorophenol (T)

9.119min (+ 0.000) 145.31 ng/ml m

9/15/19

response 11558

Ion	Exp%	Act%
197.90	100.00	100.00
195.90	105.00	102.98
199.90	31.10	35.73
0.00	0.00	0.00

Quantitation Report (Qedit)

Data Path : C:\msdchem\1\data\2019-04\9D12042\
Data File : J04121918.D
Acq On : 12 Apr 2019 8:39 pm
Operator : JK/ AMS/ DTH
Sample : 9D12042-CAL4
Misc : 1x, A19D056 BNA@200
ALS Vial : 6 Sample Multiplier: 1
DataAcq Meth:SV10_AQUISITION.M

Quant Time: Apr 15 08:55:11 2019
Quant Method : C:\msdchem\1\methods\SV10_041219.M
Quant Title : EPA 8270D: Semivolatile Organics
QLast Update : Mon Apr 15 08:54:36 2019
Response via : Initial Calibration
InstName : SV-GCMS10

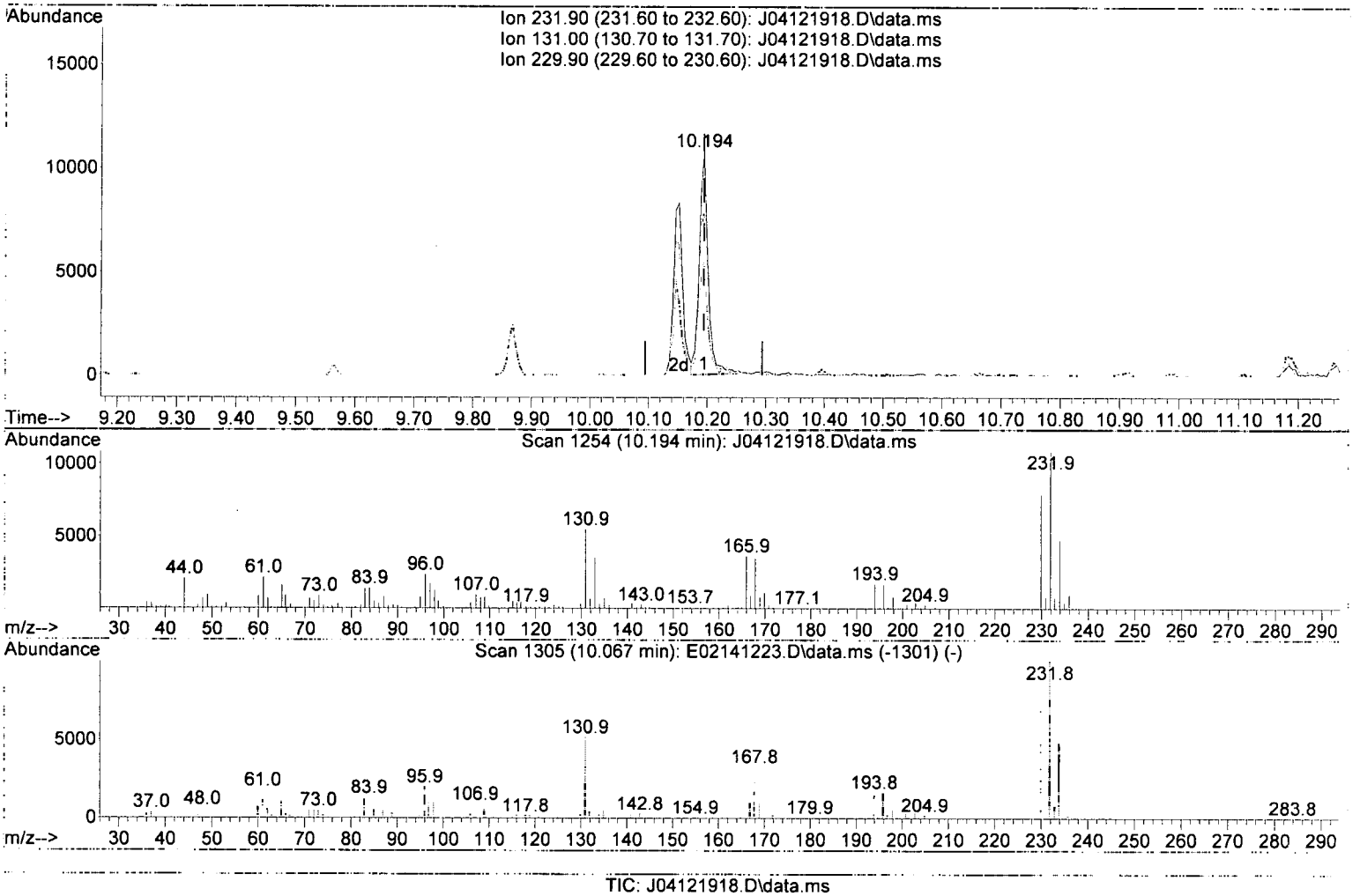

TIC: J04121918.D\data.ms

(57) 2,3,4,6-Tetrachlorophenol (T)

10.194min (+ 0.000) 175.34 ng/ml

response 11552

Ion	Exp%	Act%
231.90	100.00	100.00
131.00	63.10	50.53
229.90	78.40	72.77
0.00	0.00	0.00

Quantitation Report (Qedit)

Data Path : C:\msdchem\1\data\2019-04\9D12042\
Data File : J04121918.D
Acq On : 12 Apr 2019 8:39 pm
Operator : JK/ AMS/ DTH
Sample : 9D12042-CAL4
Misc : 1x, A19D056 BNA@200
ALS Vial : 6 Sample Multiplier: 1
DataAcq Meth:SV10_AQUISITION.M

Quant Time: Apr 15 08:55:11 2019
Quant Method : C:\msdchem\1\methods\SV10_041219.M
Quant Title : EPA 8270D: Semivolatile Organics
QLast Update : Mon Apr 15 08:54:36 2019
Response via : Initial Calibration
InstName : SV-GCMS10

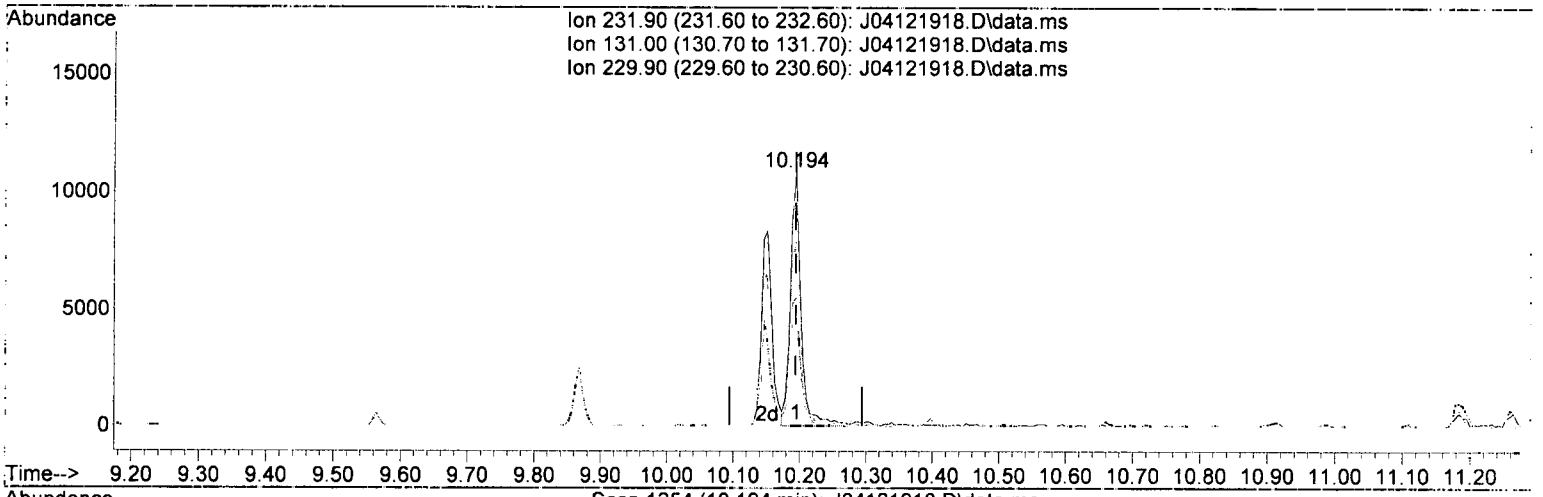

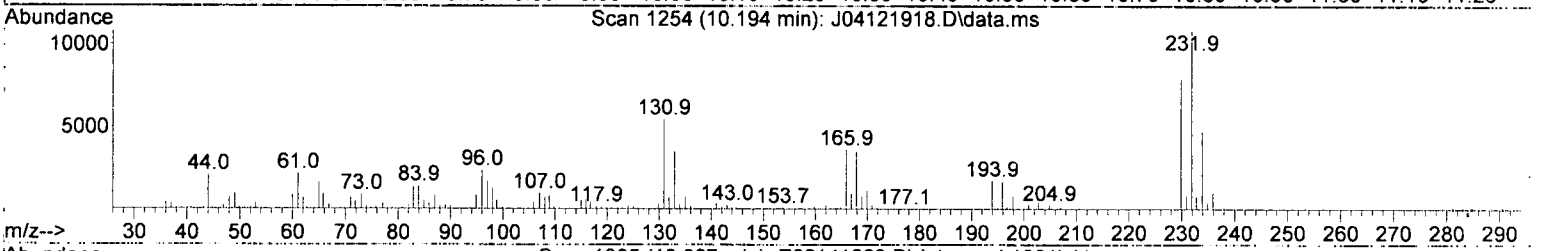

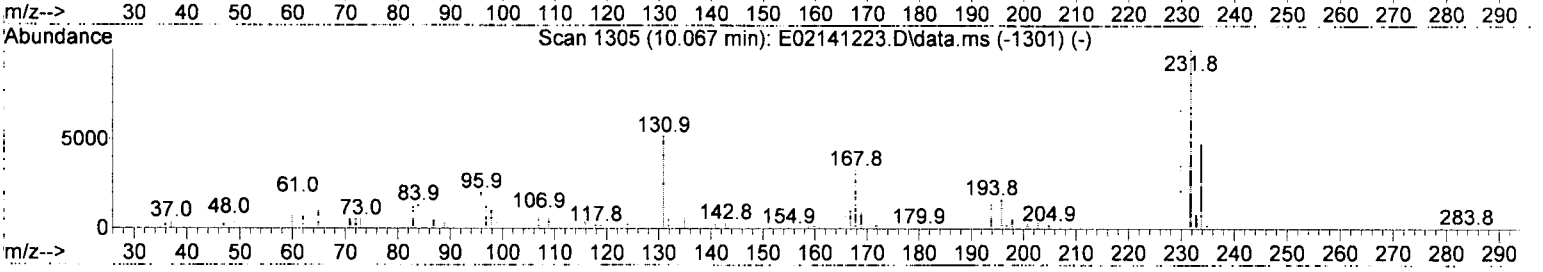

TIC: J04121918.D\data.ms

(57) 2,3,4,6-Tetrachlorophenol (T)

10.194min (+ 0.000) 182.43 ng/ml m

response 12019

Ion	Exp%	Act%
231.90	100.00	100.00
131.00	63.10	50.53
229.90	78.40	72.77
0.00	0.00	0.00

JK 4/15/19

Quantitation Report (Not Reviewed)

Data Path : C:\msdchem\1\data\2019-04\9D12042\
Data File : J04121918.D
Acq On : 12 Apr 2019 8:39 pm
Operator : JK/ AMS/ DTH
Sample : 9D12042-CAL4
Misc : 1x, A19D056 BNA@200
ALS Vial : 6 Sample Multiplier: 1
DataAcq Meth:SV10_AQUISITION.M

Quant Time: Apr 15 08:55:11 2019
Quant Method : C:\msdchem\1\methods\SV10_041219.M
Quant Title : EPA 8270D: Semivolatile Organics
QLast Update : Mon Apr 15 08:54:36 2019
Response via : Initial Calibration
InstName : SV-GCMS10

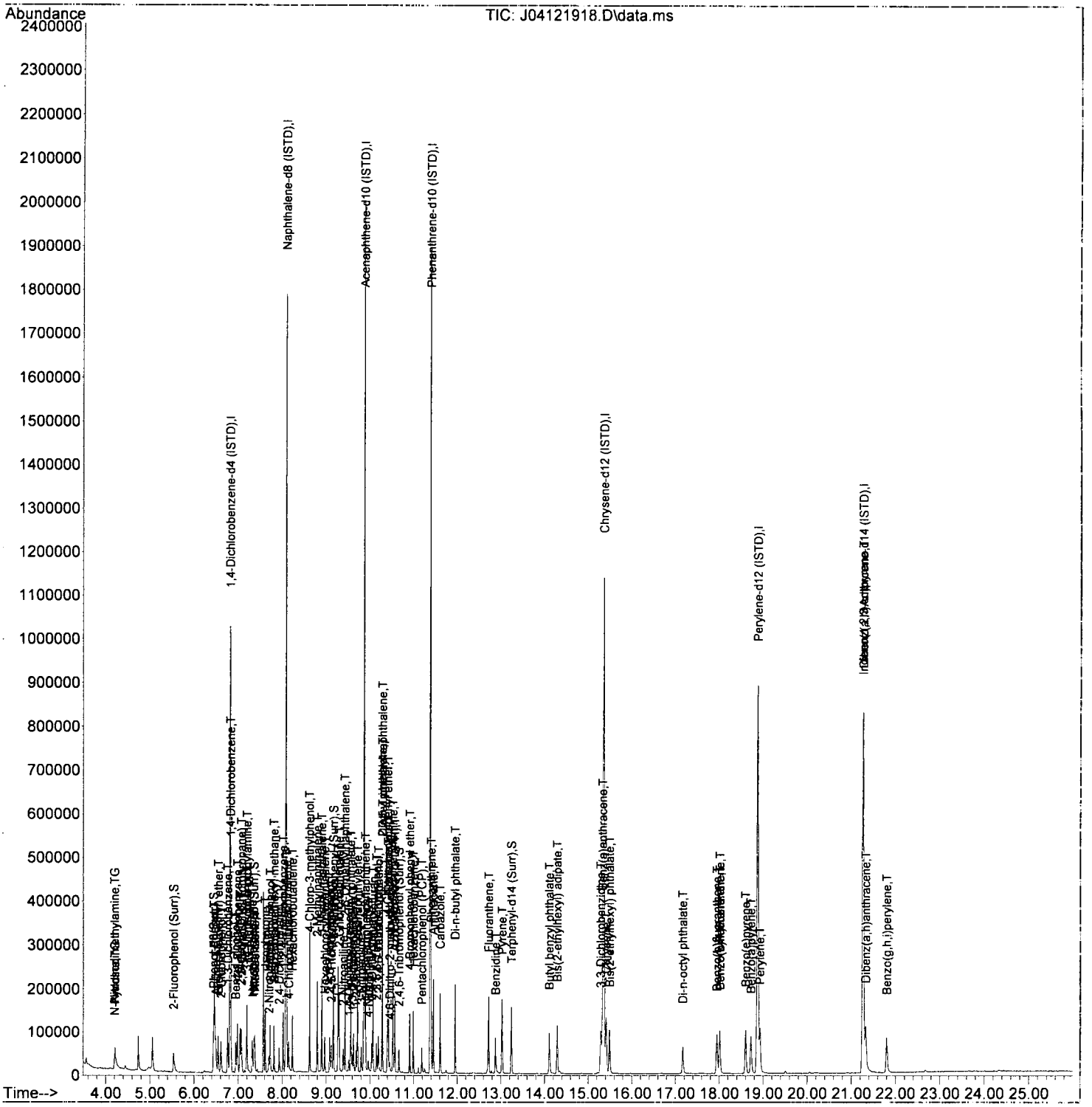

Quantitation Report (Not Reviewed)

Data Path : C:\msdchem\1\data\2019-04\9D12042\
Data File : J04121919.D
Acq On : 12 Apr 2019 9:16 pm
Operator : JK/ AMS/ DTH
Sample : 9D12042-CAL5
Misc : 1x, A19D057 BNA@500
ALS Vial : 7 Sample Multiplier: 1
DataAcq Meth:SV10_AQUISITION.M

Quant Time: Apr 15 08:55:16 2019
Quant Method : C:\msdchem\1\methods\SV10_041219.M
Quant Title : EPA 8270D: Semivolatile Organics
QLast Update : Mon Apr 15 08:54:36 2019
Response via : Initial Calibration
InstName : SV-GCMS10

JK 4/15/19

Compound	R.T.	QIon	Response	Conc	Units	Dev(Min)
Internal Standards						
1) 1,4-Dichlorobenzene-d4...	6.808	152	217042	2000.00	ng/ml	0.00
21) Naphthalene-d8 (ISTD)	8.081	136	898567	2000.00	ng/ml	0.00
35) Acenaphthene-d10 (ISTD)	9.862	162	434239	2000.00	ng/ml	0.00
64) Phenanthrene-d10 (ISTD)	11.381	188	738796	2000.00	ng/ml	0.00
78) Chrysene-d12 (ISTD)	15.355	240	671794	2000.00	ng/ml	0.00
86) Perylene-d12 (ISTD)	18.875	264	611227	2000.00	ng/ml	0.00
94) Dibenz(a,h)Anthrcene-d...	21.266	292	566816	2000.00	ng/ml	0.00
System Monitoring Compounds						
4) 2-Fluorophenol (Surr)	5.530	112	73276	479.58	ng/ml	0.00
5) Phenol-d6(Surr)	6.434	99	92867	457.98	ng/ml	0.00
19) Nitrobenzene-d5 (Surr)	7.354	82	77263	442.84	ng/ml	0.00
40) 2-Fluorobiphenyl (Surr)	9.167	172	177018	547.41	ng/ml	0.00
67) 2,4,6-Tribromophenol (...	10.665	330	17282	407.03	ng/ml	0.00
79) Terphenyl-d14 (Surr)	13.243	244	169985	510.97	ng/ml	0.00
Target Compounds						Qvalue
2) N-Nitrosodimethylamine	4.155	74	53776	477.96	ng/ml	95
3) Pyridine	4.177	79	87366	487.15	ng/ml	92
6) Phenol	6.450	94	105308	461.87	ng/ml	99
7) Aniline	6.487	93	106597	535.71	ng/ml	97
8) Bis(2-chloroethyl) ether	6.541	93	96650	573.04	ng/ml	99
9) 2-Chlorophenol	6.605	128	78427	491.19	ng/ml	96
10) 1,3-Dichlorobenzene	6.755	146	88880	528.47	ng/ml	98
11) 1,4-Dichlorobenzene	6.824	146	87396	533.51	ng/ml	98
12) Benzyl alcohol	6.937	108	38189	356.25	ng/ml	94
13) 1,2-Dichlorobenzene	6.979	146	87063	541.39	ng/ml	97
14) 2-Methylphenol	7.044	107	61181	487.62	ng/ml	99
15) 2,2'-Oxybis(1-Chloropr...	7.070	45	112928	511.15	ng/ml	91
16) N-Nitrosodi-n-propylamine	7.199	70	67493	543.56	ng/ml	99
17) 3+4-Methylphenol	7.193	107	77098	499.51	ng/ml	97
18) Hexachloroethane	7.322	201	23400	507.68	ng/ml	96
20) Nitrobenzene	7.375	77	80603	473.27	ng/ml	98
22) Isophorone	7.605	82	179496	527.00	ng/ml	100
23) 2-Nitrophenol	7.696	139	30957	349.98	ng/ml	95
24) 2,4-Dimethylphenol	7.723	122	69085	496.01	ng/ml	97
25) Bis(2-chloroethoxy) me...	7.814	93	99782	518.97	ng/ml	99
26) Benzoic acid	7.787	105	23976	791.78	ng/ml	98
27) 2,4-Dichlorophenol	7.931	162	50336	449.64	ng/ml	96
28) 1,2,4-Trichlorobenzene	8.022	180	68791	508.81	ng/ml	98
29) Naphthalene	8.103	128	257687	537.62	ng/ml	99
30) 4-Chloroaniline	8.145	127	75620	654.08	ng/ml	95
31) Hexachlorobutadiene	8.231	225	35545	498.41	ng/ml	95
32) 4-Chloro-3-methylphenol	8.621	107	61878	457.14	ng/ml	97
33) 2-Methylnaphthalene	8.798	142	173683	542.45	ng/ml	98
34) 1-Methylnaphthalene	8.900	142	168058	546.68	ng/ml	97
36) Hexachlorocyclopentadiene	8.969	237	28477	420.18	ng/ml	99
37) 2,4,6-Trichlorophenol	9.081	196	35536	463.35	ng/ml	97
38) 2,4,5-Trichlorophenol	9.114	198	34165	453.29	ng/ml	99
39) 1,1'-Biphenyl	9.269	154	202383	555.54	ng/ml	99
41) 2-Chloronaphthalene	9.295	162	143842	558.35	ng/ml	98
42) 2-Nitroaniline	9.386	138	37427	420.62	ng/ml	98
43) 2,6-Dimethylnaphthalene	9.429	156	147706	555.20	ng/ml	99

Quantitation Report (Not Reviewed)

Data Path : C:\msdchem\1\data\2019-04\9D12042\
Data File : J04121919.D
Acq On : 12 Apr 2019 9:16 pm
Operator : JK/ AMS/ DTH
Sample : 9D12042-CAL5
Misc : 1x, A19D057 BNA@500
ALS Vial : 7 Sample Multiplier: 1
DataAcq Meth:SV10_AQUISITION.M

Quant Time: Apr 15 08:55:16 2019
Quant Method : C:\msdchem\1\methods\SV10_041219.M
Quant Title : EPA 8270D: Semivolatile Organics
QLast Update : Mon Apr 15 08:54:36 2019
Response via : Initial Calibration
InstName : SV-GCMS10

	Compound	R.T.	QIon	Response	Conc	Units	Dev(Min)
44)	1,4-Dinitrobenzene	9.515	168	10966	266.95	ng/ml	96
45)	Dimethyl phthalate	9.568	163	166367	531.71	ng/ml	98
46)	1,3-Dinitrobenzene	9.595	168	16599	362.32	ng/ml	87
47)	2,6-Dinitrotoluene	9.627	165	31238	460.37	ng/ml	95
48)	1,2-Dinitrobenzene	9.686	168	14052	443.83	ng/ml	96
49)	Acenaphthylene	9.718	152	239738	514.40	ng/ml	99
50)	3-Nitroaniline	9.804	138	31835	510.70	ng/ml	98
51)	Acenaphthene	9.894	153	152764	518.80	ng/ml	99
52)	2,4-Dinitrophenol	9.905	184	3186	255.57	ng/ml	88
53)	4-Nitrophenol	9.959	139	16667	316.12	ng/ml	97
54)	2,4-Dinitrotoluene	10.039	165	34132	401.04	ng/ml	93
55)	Dibenzofuran	10.071	168	203340	539.93	ng/ml	99
56)	2,3,5,6-Tetrachlorophenol	10.151	232	26249	436.81	ng/ml	89
57)	2,3,4,6-Tetrachlorophenol	10.194	232	29885	478.70	ng/ml	91
58)	Diethyl phthalate	10.280	149	165131	535.73	ng/ml	99
59)	2,3,5-Trimethylnaphtha...	10.280	170	130703	532.22	ng/ml	98
60)	Fluorene	10.419	166	160999	541.02	ng/ml	98
61)	4-Chlorophenyl phenyl ...	10.408	204	70419	520.22	ng/ml	99
62)	4-Nitroaniline	10.424	138	27588	475.69	ng/ml	93
63)	4,6-Dinitro-2-methylph...	10.456	198	7777	266.49	ng/ml	96
65)	N-Nitrosodiphenylamine	10.526	169	133109	536.71	ng/ml	98
66)	Azobenzene (1,2-DPH)	10.568	77	177851	539.63	ng/ml	96
68)	4-Bromophenyl phenyl e...	10.911	248	40555	494.33	ng/ml	96
69)	Hexachlorobenzene	10.991	284	46685	501.82	ng/ml	96
70)	Pentachlorophenol (PCP)	11.183	266	18590	449.47	ng/ml	95
71)	Phenanthrene	11.403	178	217396	527.11	ng/ml	99
72)	Anthracene	11.456	178	221004	531.60	ng/ml	99
73)	Carbazole	11.606	167	187353	581.37	ng/ml	98
74)	Di-n-butyl phthalate	11.948	149	254292	473.52	ng/ml	99
75)	Fluoranthene	12.719	202	228649	503.09	ng/ml	99
76)	Benzidine	12.874	184	133741	1511.70	ng/ml	98
77)	Pyrene	13.029	202	236036	504.41	ng/ml	99
80)	Butyl benzyl phthalate	14.109	149	94315	412.99	ng/ml	96
81)	Bis(2-ethylhexyl) adipate	14.291	129	89139	395.05	ng/ml	97
82)	3,3-Dichlorobenzidine	15.286	252	74081	895.49	ng/ml	97
83)	Benz(a)anthracene	15.329	228	193655	500.91	ng/ml	99
84)	Chrysene	15.414	228	184149	504.87	ng/ml	99
85)	Bis(2-ethylhexyl) phth...	15.489	149	135678	451.00	ng/ml	98
87)	Di-n-octyl phthalate	17.169	149	179707	395.85	ng/ml	97
88)	Benzo(b)fluoranthene	17.950	252	182995	522.16	ng/ml	95
89)	Benzo(k)fluoranthene	18.014	252	185113	561.68	ng/ml	98
90)	Benzo(b+k)fluoranthene	18.014	252	376051	1083.43	ng/ml	98
91)	Benzo(e)pyrene	18.607	252	185968	541.30	ng/ml	98
92)	Benzo(a)pyrene	18.725	252	167492	523.32	ng/ml	97
93)	Perylene	18.928	252	164210	503.99	ng/ml	100
95)	Indeno(1,2,3-cd)pyrene	21.260	276	156537	503.78	ng/ml	94
96)	Dibenz(a,h)anthracene	21.324	278	147780	501.64	ng/ml	97
97)	Benzo(g,h,i)perylene	21.806	276	166477	513.91	ng/ml	99

(#) = qualifier out of range (m) = manual integration (+) = signals summed

Quantitation Report (Not Reviewed)

Data Path : C:\msdchem\1\data\2019-04\9D12042\
Data File : J04121919.D
Acq On : 12 Apr 2019 9:16 pm
Operator : JK/ AMS/ DTH
Sample : 9D12042-CAL5
Misc : 1x, A19D057 BNA@500
ALS Vial : 7 Sample Multiplier: 1
DataAcq Meth:SV10_AQUISITION.M

Quant Time: Apr 15 08:55:16 2019
Quant Method : C:\msdchem\1\methods\SV10_041219.M
Quant Title : EPA 8270D: Semivolatile Organics
QLast Update : Mon Apr 15 08:54:36 2019
Response via : Initial Calibration
InstName : SV-GCMS10

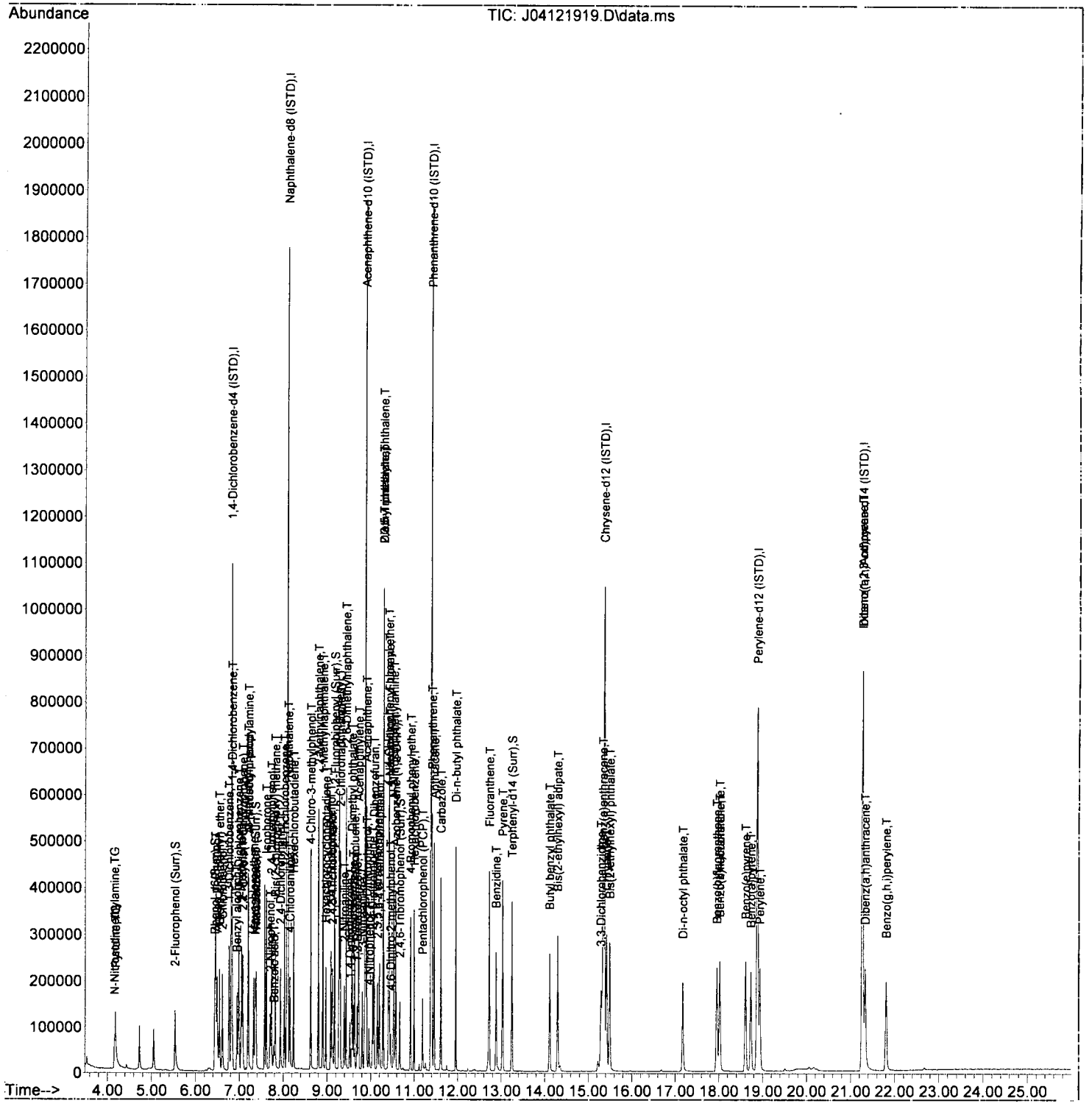

Quantitation Report (Not Reviewed)

Data Path : C:\msdchem\1\data\2019-04\9D12042\
Data File : J04121920.D
Acq On : 12 Apr 2019 9:52 pm
Operator : JK/ AMS/ DTH
Sample : 9D12042-CAL6
Misc : 1x, A19D058 BNA@1000
ALS Vial : 8 Sample Multiplier: 1
DataAcq Meth:SV10_AQUISITION.M

Quant Time: Apr 15 08:55:21 2019
Quant Method : C:\msdchem\1\methods\SV10_041219.M
Quant Title : EPA 8270D: Semivolatile Organics
QLast Update : Mon Apr 15 08:54:36 2019
Response via : Initial Calibration
InstName : SV-GCMS10

JK 4/15/19

Compound	R.T.	QIon	Response	Conc	Units	Dev(Min)
Internal Standards						
1) 1,4-Dichlorobenzene-d4...	6.808	152	207595	2000.00	ng/ml	0.00
21) Naphthalene-d8 (ISTD)	8.081	136	870566	2000.00	ng/ml	0.00
35) Acenaphthene-d10 (ISTD)	9.868	162	408985	2000.00	ng/ml	0.00
64) Phenanthrene-d10 (ISTD)	11.381	188	701196	2000.00	ng/ml	0.00
78) Chrysene-d12 (ISTD)	15.355	240	609064	2000.00	ng/ml	0.00
86) Perylene-d12 (ISTD)	18.875	264	550560	2000.00	ng/ml	0.00
94) Dibenz(a,h)Anthrcene-d...	21.266	292	510954	2000.00	ng/ml	0.00
System Monitoring Compounds						
4) 2-Fluorophenol (Surr)	5.535	112	141127	965.69	ng/ml	0.00
5) Phenol-d6(Surr)	6.434	99	182856	942.79	ng/ml	0.00
19) Nitrobenzene-d5 (Surr)	7.354	82	153864	922.01	ng/ml	0.00
40) 2-Fluorobiphenyl (Surr)	9.167	172	318318	1045.15	ng/ml	0.00
67) 2,4,6-Tribromophenol (...	10.665	330	34203	848.76	ng/ml	0.00
79) Terphenyl-d14 (Surr)	13.243	244	302416	1002.69	ng/ml	0.00
Target Compounds						Qvalue
2) N-Nitrosodimethylamine	4.150	74	104701	972.93	ng/ml	95
3) Pyridine	4.177	79	177059	1032.21	ng/ml	91
6) Phenol	6.450	94	183416	841.06	ng/ml	95
7) Aniline	6.487	93	224184	1177.92	ng/ml	96
8) Bis(2-chloroethyl) ether	6.541	93	176845	1096.24	ng/ml	97
9) 2-Chlorophenol	6.605	128	154232	1009.91	ng/ml	94
10) 1,3-Dichlorobenzene	6.755	146	162324	1009.08	ng/ml	97
11) 1,4-Dichlorobenzene	6.830	146	158903	1014.17	ng/ml	100
12) Benzyl alcohol	6.937	108	86489	843.54	ng/ml	92
13) 1,2-Dichlorobenzene	6.979	146	158706	1031.80	ng/ml	98
14) 2-Methylphenol	7.044	107	123097	1025.74	ng/ml	98
15) 2,2'-Oxybis(1-Chloropr...	7.070	45	207984	984.24	ng/ml	92
16) N-Nitrosodi-n-propylamine	7.199	70	126521	1065.32	ng/ml	99
17) 3+4-Methylphenol	7.193	107	154518	1046.66	ng/ml	98
18) Hexachloroethane	7.322	201	42742	969.53	ng/ml	95
20) Nitrobenzene	7.375	77	159222	977.44	ng/ml	96
22) Isophorone	7.605	82	336596	1020.04	ng/ml	100
23) 2-Nitrophenol	7.696	139	70238	819.60	ng/ml	94
24) 2,4-Dimethylphenol	7.723	122	137294	1017.44	ng/ml	98
25) Bis(2-chloroethoxy) me...	7.814	93	191279	1026.85	ng/ml	99
26) Benzoic acid	7.814	105	96370	1592.13	ng/ml	98
27) 2,4-Dichlorophenol	7.931	162	106512	982.06	ng/ml	96
28) 1,2,4-Trichlorobenzene	8.022	180	129034	985.09	ng/ml	99
29) Naphthalene	8.103	128	475302	1023.54	ng/ml	99
30) 4-Chloroaniline	8.145	127	151775	1355.01	ng/ml	98
31) Hexachlorobutadiene	8.231	225	67844	981.90	ng/ml	96
32) 4-Chloro-3-methylphenol	8.621	107	126121	961.72	ng/ml	95
33) 2-Methylnaphthalene	8.798	142	322088	1038.32	ng/ml	98
34) 1-Methylnaphthalene	8.900	142	303908	1020.38	ng/ml	98
36) Hexachlorocyclopentadiene	8.969	237	59442	931.23	ng/ml	97
37) 2,4,6-Trichlorophenol	9.081	196	69804	966.36	ng/ml	96
38) 2,4,5-Trichlorophenol	9.119	198	69025	972.35	ng/ml	97
39) 1,1'-Biphenyl	9.269	154	365897	1066.41	ng/ml	99
41) 2-Chloronaphthalene	9.295	162	256777	1058.27	ng/ml	97
42) 2-Nitroaniline	9.392	138	74805	892.61	ng/ml	95
43) 2,6-Dimethylnaphthalene	9.429	156	267086	1065.93	ng/ml	99

Quantitation Report (Not Reviewed)

Data Path : C:\msdchem\1\data\2019-04\9D12042\
Data File : J04121920.D
Acq On : 12 Apr 2019 9:52 pm
Operator : JK/ AMS/ DTH
Sample : 9D12042-CAL6
Misc : 1x, A19D058 BNA@1000
ALS Vial : 8 Sample Multiplier: 1
DataAcq Meth:SV10_AQUISITION.M

Quant Time: Apr 15 08:55:21 2019
Quant Method : C:\msdchem\1\methods\SV10_041219.M
Quant Title : EPA 8270D: Semivolatile Organics
QLast Update : Mon Apr 15 08:54:36 2019
Response via : Initial Calibration
InstName : SV-GCMS10

Compound	R.T.	QIon	Response	Conc	Units	Dev(Min)
44) 1,4-Dinitrobenzene	9.515	168	24586	635.47	ng/ml	90
45) Dimethyl phthalate	9.568	163	293273	995.18	ng/ml	98
46) 1,3-Dinitrobenzene	9.600	168	33847	784.43	ng/ml	98
47) 2,6-Dinitrotoluene	9.627	165	61642	964.55	ng/ml	98
48) 1,2-Dinitrobenzene	9.691	168	27578	924.83	ng/ml	87
49) Acenaphthylene	9.718	152	438645	999.30	ng/ml	99
50) 3-Nitroaniline	9.803	138	61316	1121.93	ng/ml	96
51) Acenaphthene	9.900	153	274380	989.35	ng/ml	99
52) 2,4-Dinitrophenol	9.905	184	9505	500.16	ng/ml	91
53) 4-Nitrophenol	9.959	139	38661	778.55	ng/ml	92
54) 2,4-Dinitrotoluene	10.039	165	72103	899.50	ng/ml	94
55) Dibenzofuran	10.071	168	357236	1007.14	ng/ml	99
56) 2,3,5,6-Tetrachlorophenol	10.151	232	53006	936.53	ng/ml	96
57) 2,3,4,6-Tetrachlorophenol	10.194	232	57975	985.99	ng/ml	94
58) Diethyl phthalate	10.285	149	290221	999.70	ng/ml	98
59) 2,3,5-Trimethylnaphtha...	10.280	170	228198	986.59	ng/ml	94
60) Fluorene	10.419	166	283189	1010.38	ng/ml	99
61) 4-Chlorophenyl phenyl ...	10.408	204	127242	998.03	ng/ml	96
62) 4-Nitroaniline	10.424	138	55130	1009.29	ng/ml	95
63) 4,6-Dinitro-2-methylph...	10.461	198	18318	569.15	ng/ml	89
65) N-Nitrosodiphenylamine	10.526	169	233117	990.35	ng/ml	99
66) Azobenzene (1,2-DPH)	10.574	77	317716	1015.71	ng/ml	92
68) 4-Bromophenyl phenyl e...	10.911	248	73569	944.82	ng/ml	96
69) Hexachlorobenzene	10.991	284	85256	965.57	ng/ml	98
70) Pentachlorophenol (PCP)	11.183	266	36665	877.43	ng/ml	97
71) Phenanthrene	11.403	178	396616	1013.22	ng/ml	100
72) Anthracene	11.456	178	394791	1000.55	ng/ml	99
73) Carbazole	11.611	167	340948	1248.96	ng/ml	99
74) Di-n-butyl phthalate	11.948	149	466951	949.24	ng/ml	99
75) Fluoranthene	12.719	202	412285	955.79	ng/ml	98
76) Benzidine	12.879	184	301351	3179.82	ng/ml	96
77) Pyrene	13.029	202	420841	947.56	ng/ml	99
80) Butyl benzyl phthalate	14.109	149	182466	881.28	ng/ml	99
81) Bis(2-ethylhexyl) adipate	14.291	129	172525	913.46	ng/ml	99
82) 3,3-Dichlorobenzidine	15.291	252	125386	1989.57	ng/ml	99
83) Benz(a)anthracene	15.334	228	339038	967.28	ng/ml	99
84) Chrysene	15.414	228	330019	997.98	ng/ml	100
85) Bis(2-ethylhexyl) phth...	15.489	149	262635	962.92	ng/ml	97
87) Di-n-octyl phthalate	17.163	149	379612	928.34	ng/ml	98
88) Benzo(b)fluoranthene	17.949	252	328149	1039.52	ng/ml	96
89) Benzo(k)fluoranthene	18.019	252	333411	1123.13	ng/ml	95
90) Benzo(b+k)fluoranthene	18.019	252	674655	2157.92	ng/ml	95
91) Benzo(e)pyrene	18.607	252	331204	1070.27	ng/ml	99
92) Benzo(a)pyrene	18.730	252	305060	1058.17	ng/ml	97
93) Perylene	18.934	252	289485	986.39	ng/ml	100
95) Indeno(1,2,3-cd)pyrene	21.266	276	278226	993.30	ng/ml	96
96) Dibenz(a,h)anthracene	21.330	278	262242	987.50	ng/ml	93
97) Benzo(g,h,i)perylene	21.811	276	301297	1031.78	ng/ml	99

(#) = qualifier out of range (m) = manual integration (+) = signals summed

Quantitation Report (Not Reviewed)

Data Path : C:\msdchem\1\data\2019-04\9D12042\
Data File : J04121920.D
Acq On : 12 Apr 2019 9:52 pm
Operator : JK/ AMS/ DTH
Sample : 9D12042-CAL6
Misc : 1x, A19D058 BNA@1000
ALS Vial : 8 Sample Multiplier: 1
DataAcq Meth:SV10_AQUISITION.M

Quant Time: Apr 15 08:55:21 2019
Quant Method : C:\msdchem\1\methods\SV10_041219.M
Quant Title : EPA 8270D: Semivolatile Organics
QLast Update : Mon Apr 15 08:54:36 2019
Response via : Initial Calibration
InstName : SV-GCMS10

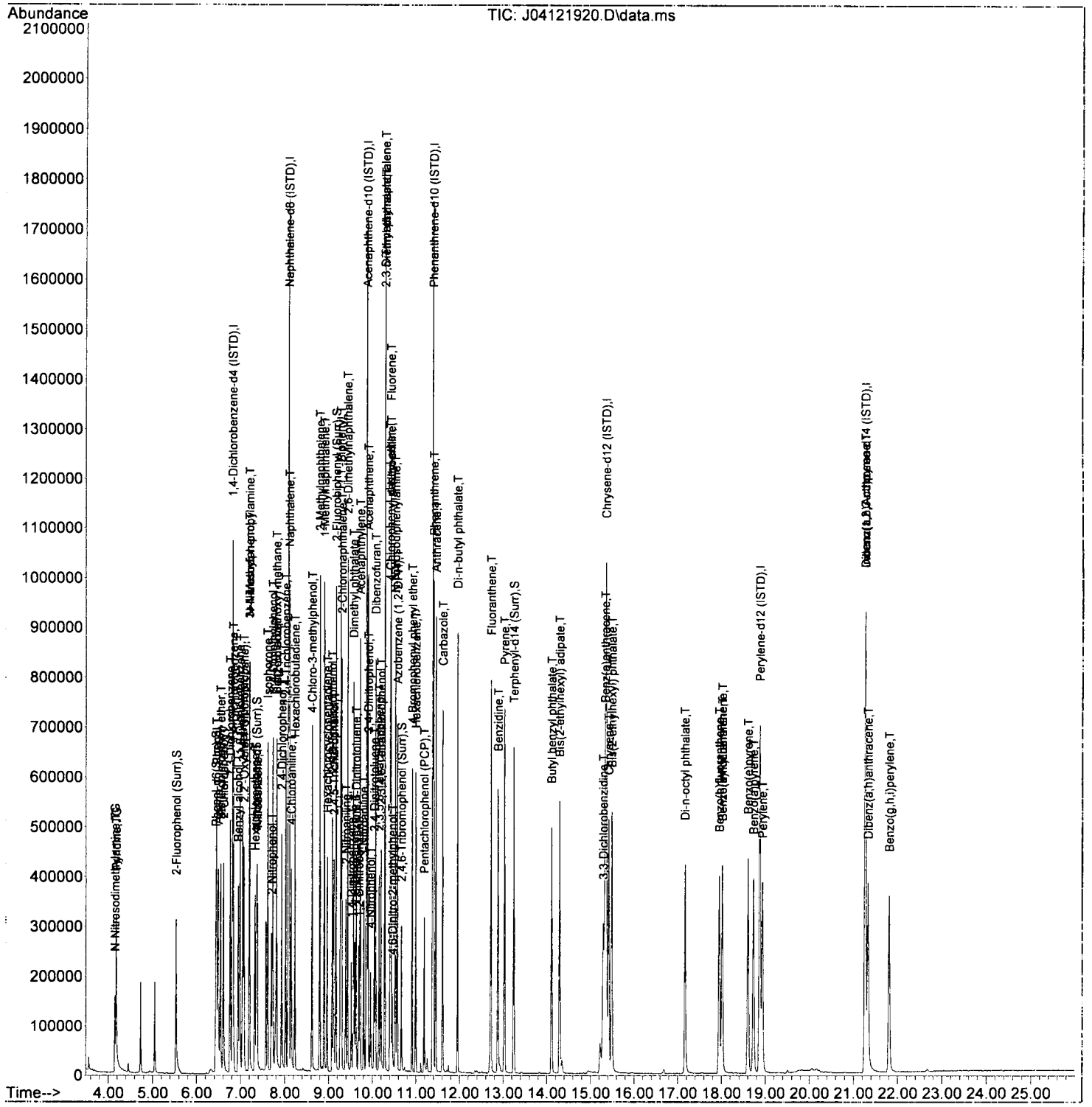

Quantitation Report (Not Reviewed)

Data Path : C:\msdchem\1\data\2019-04\9D12042\
Data File : J04121921.D
Acq On : 12 Apr 2019 10:28 pm
Operator : JK/ AMS/ DTH
Sample : 9D12042-CAL7
Misc : 1x, A19D059 BNA@2000
ALS Vial : 9 Sample Multiplier: 1
DataAcq Meth:SV10_AQUISITION.M

Quant Time: Apr 15 08:55:26 2019
Quant Method : C:\msdchem\1\methods\SV10_041219.M
Quant Title : EPA 8270D: Semivolatile Organics
QLast Update : Mon Apr 15 08:54:36 2019
Response via : Initial Calibration
InstName : SV-GCMS10

4/15/19

Compound	R.T.	QIon	Response	Conc	Units	Dev(Min)
Internal Standards						
1) 1,4-Dichlorobenzene-d4...	6.814	152	210386	2000.00	ng/ml	0.00
21) Naphthalene-d8 (ISTD)	8.081	136	872864	2000.00	ng/ml	0.00
35) Acenaphthene-d10 (ISTD)	9.868	162	422972	2000.00	ng/ml	0.00
64) Phenanthrene-d10 (ISTD)	11.381	188	740336	2000.00	ng/ml	0.00
78) Chrysene-d12 (ISTD)	15.366	240	656807	2000.00	ng/ml	0.01
86) Perylene-d12 (ISTD)	18.880	264	608933	2000.00	ng/ml	0.00
94) Dibenz(a,h)Anthrcene-d...	21.271	292	581304	2000.00	ng/ml	0.00
System Monitoring Compounds						
4) 2-Fluorophenol (Surr)	5.535	112	292249	1973.23	ng/ml	0.00
5) Phenol-d6(Surr)	6.439	99	384186	1954.56	ng/ml	0.00
19) Nitrobenzene-d5 (Surr)	7.359	82	329613	1948.97	ng/ml	0.00
40) 2-Fluorobiphenyl (Surr)	9.167	172	622727	1977.02	ng/ml	0.00
67) 2,4,6-Tribromophenol (...	10.670	330	75759	1780.60	ng/ml	0.00
79) Terphenyl-d14 (Surr)	13.248	244	637269	1959.34	ng/ml	0.00
Target Compounds						Qvalue
2) N-Nitrosodimethylamine	4.166	74	208448	1911.30	ng/ml	93
3) Pyridine	4.177	79	358336	2061.29	ng/ml	93
6) Phenol	6.455	94	423399	1915.75	ng/ml	96
7) Aniline	6.487	93	401171	2079.88	ng/ml	96
8) Bis(2-chloroethyl) ether	6.546	93	373313	2283.42	ng/ml	96
9) 2-Chlorophenol	6.610	128	308446	1992.91	ng/ml	93
10) 1,3-Dichlorobenzene	6.760	146	324509	1990.54	ng/ml	97
11) 1,4-Dichlorobenzene	6.830	146	321266	2023.21	ng/ml	99
12) Benzyl alcohol	6.942	108	196023	1886.47	ng/ml	96
13) 1,2-Dichlorobenzene	6.985	146	313391	2010.43	ng/ml	99
14) 2-Methylphenol	7.044	107	248169	2040.51	ng/ml	98
15) 2,2'-Oxybis(1-Chloropr...	7.076	45	394994	1844.42	ng/ml	89
16) N-Nitrosodi-n-propylamine	7.204	70	245818	2042.35	ng/ml	99
17) 3+4-Methylphenol	7.193	107	319359	2134.56	ng/ml	99
18) Hexachloroethane	7.322	201	89727	2008.30	ng/ml	99
20) Nitrobenzene	7.375	77	323406	1959.01	ng/ml	99
22) Isophorone	7.611	82	660663	1996.83	ng/ml	99
23) 2-Nitrophenol	7.696	139	144348	1679.95	ng/ml	95
24) 2,4-Dimethylphenol	7.728	122	281937	2083.85	ng/ml	100
25) Bis(2-chloroethoxy) me...	7.819	93	381475	2042.50	ng/ml	99
26) Benzoic acid	7.851	105	293257	3675.18	ng/ml	99
27) 2,4-Dichlorophenol	7.937	162	222208	2043.40	ng/ml	96
28) 1,2,4-Trichlorobenzene	8.022	180	246059	1873.55	ng/ml	98
29) Naphthalene	8.103	128	918583	1972.91	ng/ml	100
30) 4-Chloroaniline	8.151	127	308711	2748.83	ng/ml	98
31) Hexachlorobutadiene	8.231	225	131105	1892.47	ng/ml	99
32) 4-Chloro-3-methylphenol	8.627	107	269479	2049.47	ng/ml	97
33) 2-Methylnaphthalene	8.803	142	633302	2036.20	ng/ml	98
34) 1-Methylnaphthalene	8.905	142	593190	1986.41	ng/ml	99
36) Hexachlorocyclopentadiene	8.969	237	126849	1921.52	ng/ml	98
37) 2,4,6-Trichlorophenol	9.081	196	154065	2062.33	ng/ml	96
38) 2,4,5-Trichlorophenol	9.119	198	144274	1965.17	ng/ml	98
39) 1,1'-Biphenyl	9.269	154	716600	2019.47	ng/ml	100
41) 2-Chloronaphthalene	9.295	162	513880	2047.85	ng/ml	97
42) 2-Nitroaniline	9.392	138	172195	1986.76	ng/ml	96
43) 2,6-Dimethylnaphthalene	9.434	156	523522	2020.26	ng/ml	99

Quantitation Report (Not Reviewed)

Data Path : C:\msdchem\1\data\2019-04\9D12042\
Data File : J04121921.D
Acq On : 12 Apr 2019 10:28 pm
Operator : JK/ AMS/ DTH
Sample : 9D12042-CAL7
Misc : 1x, A19D059 BNA@2000
ALS Vial : 9 Sample Multiplier: 1
DataAcq Meth:SV10_AQUISITION.M

Quant Time: Apr 15 08:55:26 2019
Quant Method : C:\msdchem\1\methods\SV10_041219.M
Quant Title : EPA 8270D: Semivolatile Organics
QLast Update : Mon Apr 15 08:54:36 2019
Response via : Initial Calibration
InstName : SV-GCMS10

Compound	R.T.	QIon	Response	Conc	Units	Dev(Min)
44) 1,4-Dinitrobenzene	9.520	168	65644	1640.59	ng/ml	95
45) Dimethyl phthalate	9.573	163	593270	1946.60	ng/ml	99
46) 1,3-Dinitrobenzene	9.600	168	81663	1830.02	ng/ml	96
47) 2,6-Dinitrotoluene	9.632	165	130676	1977.14	ng/ml	95
48) 1,2-Dinitrobenzene	9.696	168	58797	1906.56	ng/ml	83
49) Acenaphthylene	9.723	152	847485	1866.85	ng/ml	99
50) 3-Nitroaniline	9.809	138	125110	2923.79	ng/ml	99
51) Acenaphthene	9.900	153	539641	1881.48	ng/ml	99
52) 2,4-Dinitrophenol	9.910	184	29815	1195.29	ng/ml	90
53) 4-Nitrophenol	9.964	139	95687	1863.20	ng/ml	97
54) 2,4-Dinitrotoluene	10.044	165	165775	1999.68	ng/ml	98
55) Dibenzofuran	10.071	168	718481	1958.60	ng/ml	98
56) 2,3,5,6-Tetrachlorophenol	10.151	232	116600	1992.01	ng/ml	96
57) 2,3,4,6-Tetrachlorophenol	10.194	232	124349	2044.88	ng/ml	95
58) Diethyl phthalate	10.285	149	569548	1896.99	ng/ml	99
59) 2,3,5-Trimethylnaphtha...	10.285	170	449654	1879.75	ng/ml	97
60) Fluorene	10.424	166	562191	1939.49	ng/ml	99
61) 4-Chlorophenyl phenyl ...	10.413	204	257040	1949.45	ng/ml	98
62) 4-Nitroaniline	10.429	138	116803	2067.65	ng/ml	94
63) 4,6-Dinitro-2-methylph...	10.461	198	52412	1434.08	ng/ml	98
65) N-Nitrosodiphenylamine	10.531	169	470356	1892.57	ng/ml	100
66) Azobenzene (1,2-DPH)	10.574	77	640569	1939.57	ng/ml	92
68) 4-Bromophenyl phenyl e...	10.911	248	152125	1850.40	ng/ml	97
69) Hexachlorobenzene	10.996	284	169660	1819.90	ng/ml	95
70) Pentachlorophenol (PCP)	11.183	266	88610	1928.31	ng/ml	97
71) Phenanthrene	11.408	178	798010	1930.86	ng/ml	99
72) Anthracene	11.456	178	805661	1933.90	ng/ml	99
73) Carbazole	11.611	167	651258	Below Cal		98
74) Di-n-butyl phthalate	11.954	149	975285	1985.06	ng/ml	99
75) Fluoranthene	12.718	202	857707	1883.28	ng/ml	98
76) Benzidine	12.879	184	643196	5527.34	ng/ml	100
77) Pyrene	13.034	202	864674	1843.96	ng/ml	99
80) Butyl benzyl phthalate	14.114	149	421549	1888.00	ng/ml	98
81) Bis(2-ethylhexyl) adipate	14.296	129	390927	1971.17	ng/ml	98
82) 3,3-Dichlorobenzidine	15.297	252	194322	3191.28	ng/ml	97
83) Benz(a)anthracene	15.334	228	723880	1915.11	ng/ml	100
84) Chrysene	15.425	228	705299	1977.80	ng/ml	99
85) Bis(2-ethylhexyl) phth...	15.489	149	581618	1977.43	ng/ml	99
87) Di-n-octyl phthalate	17.169	149	937211	2072.23	ng/ml	97
88) Benzo(b)fluoranthene	17.960	252	743627	2129.87	ng/ml	97
89) Benzo(k)fluoranthene	18.030	252	719520	2191.44	ng/ml	97
90) Benzo(b+k)fluoranthene	18.030	252	1488733	4305.31	ng/ml	97
91) Benzo(e)pyrene	18.618	252	729599	2131.65	ng/ml	99
92) Benzo(a)pyrene	18.741	252	692390	2171.47	ng/ml	98
93) Perylene	18.944	252	626831	1931.12	ng/ml	100
95) Indeno(1,2,3-cd)pyrene	21.282	276	633467	1987.86	ng/ml	95
96) Dibenz(a,h)anthracene	21.340	278	618025	2045.60	ng/ml	94
97) Benzo(g,h,i)perylene	21.822	276	672680	2024.78	ng/ml	98

(#) = qualifier out of range (m) = manual integration (+) = signals summed

Quantitation Report (Not Reviewed)

Data Path : C:\msdchem\1\data\2019-04\9D12042\
Data File : J04121921.D
Acq On : 12 Apr 2019 10:28 pm
Operator : JK/ AMS/ DTH
Sample : 9D12042-CAL7
Misc : 1x, A19D059 BNA@2000
ALS Vial : 9 Sample Multiplier: 1
DataAcq Meth:SV10_AQUISITION.M

Quant Time: Apr 15 08:55:26 2019
Quant Method : C:\msdchem\1\methods\SV10_041219.M
Quant Title : EPA 8270D: Semivolatile Organics
QLast Update : Mon Apr 15 08:54:36 2019
Response via : Initial Calibration
InstName : SV-GCMS10

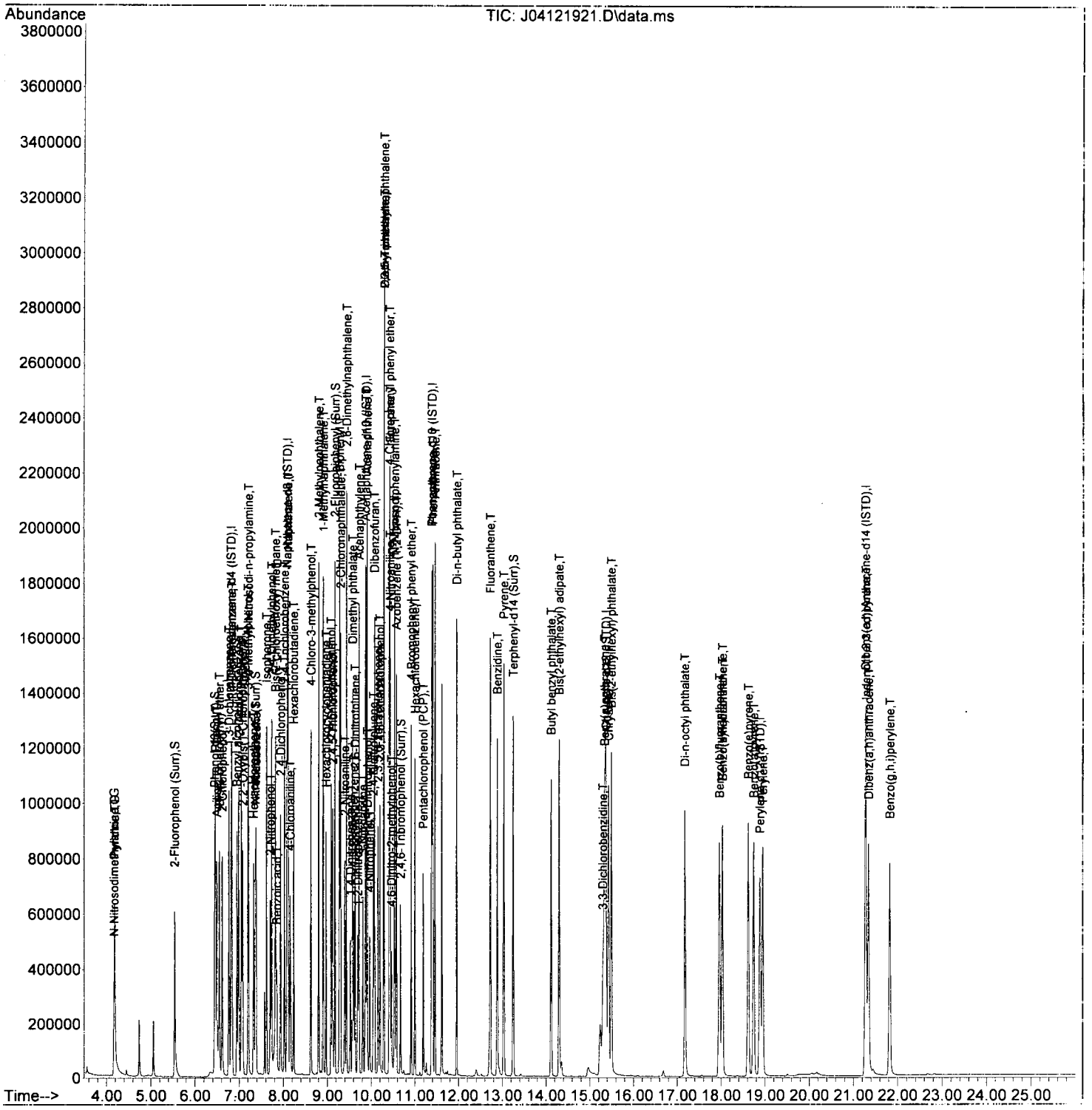

Quantitation Report (Not Reviewed)

Data Path : C:\msdchem\1\data\2019-04\9D12042\
Data File : J04121922.D
Acq On : 12 Apr 2019 11:04 pm
Operator : JK/ AMS/ DTH
Sample : 9D12042-CAL8
Misc : 1x, A19D060 BNA@4000
ALS Vial : 10 Sample Multiplier: 1
DataAcq Meth:SV10_AQUISITION.M

Quant Time: Apr 15 08:55:31 2019
Quant Method : C:\msdchem\1\methods\SV10_041219.M
Quant Title : EPA 8270D: Semivolatile Organics
QLast Update : Mon Apr 15 08:54:36 2019
Response via : Initial Calibration
InstName : SV-GCMS10

JK 4/15/19

Compound	R.T.	QIon	Response	Conc	Units	Dev(Min)
Internal Standards						
1) 1,4-Dichlorobenzene-d4...	6.814	152	205518	2000.00	ng/ml	0.00
21) Naphthalene-d8 (ISTD)	8.087	136	854691	2000.00	ng/ml	0.00
35) Acenaphthene-d10 (ISTD)	9.868	162	415395	2000.00	ng/ml	0.00
64) Phenanthrene-d10 (ISTD)	11.381	188	758182	2000.00	ng/ml	0.00
78) Chrysene-d12 (ISTD)	15.372	240	643412	2000.00	ng/ml	0.02
86) Perylene-d12 (ISTD)	18.886	264	604409	2000.00	ng/ml	0.01
94) Dibenz(a,h)Anthrcene-d...	21.287	292	596931	2000.00	ng/ml	0.02
System Monitoring Compounds						
4) 2-Fluorophenol (Surr)	5.541	112	601422	4156.92	ng/ml	0.00
5) Phenol-d6(Surr)	6.445	99	778420	4054.04	ng/ml	0.01
19) Nitrobenzene-d5 (Surr)	7.365	82	650463	3937.23	ng/ml	0.01
40) 2-Fluorobiphenyl (Surr)	9.172	172	1129555	3651.49	ng/ml	0.00
67) 2,4,6-Tribromophenol (...	10.670	330	157542	3615.63	ng/ml	0.00
79) Terphenyl-d14 (Surr)	13.248	244	1238678	3887.70	ng/ml	0.00
Target Compounds						Qvalue
2) N-Nitrosodimethylamine	4.172	74	426026	3998.84	ng/ml	90
3) Pyridine	4.177	79	737969	4345.64	ng/ml	94
6) Phenol	6.461	94	846992	3923.16	ng/ml	97
7) Aniline	6.493	93	764336	4056.59	ng/ml	98
8) Bis(2-chloroethyl) ether	6.552	93	730472	4573.86	ng/ml	96
9) 2-Chlorophenol	6.611	128	607949	4021.08	ng/ml	94
10) 1,3-Dichlorobenzene	6.760	146	625796	3929.56	ng/ml	98
11) 1,4-Dichlorobenzene	6.830	146	609817	3931.36	ng/ml	99
12) Benzyl alcohol	6.947	108	417822	4116.25	ng/ml	92
13) 1,2-Dichlorobenzene	6.985	146	590567	3878.27	ng/ml	98
14) 2-Methylphenol	7.049	107	490045	4124.71	ng/ml	98
15) 2,2'-Oxybis(1-Chloropr...	7.076	45	731830	3498.22	ng/ml	88
16) N-Nitrosodi-n-propylamine	7.215	70	453288	3855.30	ng/ml	96
17) 3+4-Methylphenol	7.204	107	622867	4261.78	ng/ml	97
18) Hexachloroethane	7.322	201	177511	4067.21	ng/ml	97
20) Nitrobenzene	7.381	77	629792	3905.28	ng/ml	97
22) Isophorone	7.621	82	1289086	3979.06	ng/ml	97
23) 2-Nitrophenol	7.696	139	303901	3612.06	ng/ml	93
24) 2,4-Dimethylphenol	7.734	122	523529	3951.77	ng/ml	100
25) Bis(2-chloroethoxy) me...	7.825	93	734704	4017.41	ng/ml	99
26) Benzoic acid	7.900	105	750898	8368.75	ng/ml	99
27) 2,4-Dichlorophenol	7.942	162	440368	4135.68	ng/ml	96
28) 1,2,4-Trichlorobenzene	8.028	180	468931	3646.47	ng/ml	98
29) Naphthalene	8.108	128	1661053	3643.43	ng/ml	97
30) 4-Chloroaniline	8.151	127	625745	5690.25	ng/ml	98
31) Hexachlorobutadiene	8.231	225	243190	3585.02	ng/ml	98
32) 4-Chloro-3-methylphenol	8.627	107	543982	4225.11	ng/ml	95
33) 2-Methylnaphthalene	8.803	142	1165928	3828.42	ng/ml	98
34) 1-Methylnaphthalene	8.905	142	1095549	3746.66	ng/ml	98
36) Hexachlorocyclopentadiene	8.969	237	258289	3983.95	ng/ml	97
37) 2,4,6-Trichlorophenol	9.087	196	304939	4156.41	ng/ml	98
38) 2,4,5-Trichlorophenol	9.119	198	298945	4146.28	ng/ml	99
39) 1,1'-Biphenyl	9.274	154	1284403	3685.63	ng/ml	99
41) 2-Chloronaphthalene	9.301	162	950535	3857.04	ng/ml	96
42) 2-Nitroaniline	9.397	138	356149	4184.16	ng/ml	97
43) 2,6-Dimethylnaphthalene	9.440	156	944826	3712.57	ng/ml	97

Quantitation Report (Not Reviewed)

Data Path : C:\msdchem\1\data\2019-04\9D12042\
Data File : J04121922.D
Acq On : 12 Apr 2019 11:04 pm
Operator : JK/ AMS/ DTH
Sample : 9D12042-CAL8
Misc : 1x, A19D060 BNA@4000
ALS Vial : 10 Sample Multiplier: 1
DataAcq Meth:SV10_AQUISITION.M

Quant Time: Apr 15 08:55:31 2019
Quant Method : C:\msdchem\1\methods\SV10_041219.M
Quant Title : EPA 8270D: Semivolatile Organics
QLast Update : Mon Apr 15 08:54:36 2019
Response via : Initial Calibration
InstName : SV-GCMS10

Compound	R.T.	QIon	Response	Conc	Units	Dev(Min)
44) 1,4-Dinitrobenzene	9.525	168	148152	3770.19	ng/ml	96
45) Dimethyl phthalate	9.584	163	1125792	3761.26	ng/ml	98
46) 1,3-Dinitrobenzene	9.611	168	172914	3945.59	ng/ml	98
47) 2,6-Dinitrotoluene	9.638	165	259088	3991.53	ng/ml	96
48) 1,2-Dinitrobenzene	9.702	168	123107	4064.69	ng/ml	93
49) Acenaphthylene	9.723	152	1577347	3537.98	ng/ml	98
50) 3-Nitroaniline	9.814	138	227237	Below Cal		100
51) Acenaphthene	9.905	153	991538	3520.09	ng/ml	99
52) 2,4-Dinitrophenol	9.916	184	85634	2985.64	ng/ml	92
53) 4-Nitrophenol	9.975	139	210496	4173.51	ng/ml	95
54) 2,4-Dinitrotoluene	10.055	165	342144	4202.44	ng/ml	94
55) Dibenzofuran	10.076	168	1332830	3699.60	ng/ml	95
56) 2,3,5,6-Tetrachlorophenol	10.157	232	241470	4200.55	ng/ml	97
57) 2,3,4,6-Tetrachlorophenol	10.199	232	249107	4171.21	ng/ml	95
58) Diethyl phthalate	10.290	149	1025219	3476.98	ng/ml	98
59) 2,3,5-Trimethylnaphtha...	10.285	170	800915	3409.25	ng/ml	97
60) Fluorene	10.429	166	1010351	3549.17	ng/ml	98
61) 4-Chlorophenyl phenyl ...	10.413	204	476543	3680.13	ng/ml	98
62) 4-Nitroaniline	10.440	138	224177	4040.77	ng/ml	92
63) 4,6-Dinitro-2-methylph...	10.472	198	132375	3421.41	ng/ml	92
65) N-Nitrosodiphenylamine	10.536	169	873790	3433.11	ng/ml	100
66) Azobenzene (1,2-DPH)	10.579	77	1195391	3534.31	ng/ml	90
68) 4-Bromophenyl phenyl e...	10.916	248	299638	3558.92	ng/ml	98
69) Hexachlorobenzene	10.996	284	325856	3413.10	ng/ml	99
70) Pentachlorophenol (PCP)	11.189	266	190485	3931.16	ng/ml	97
71) Phenanthrene	11.408	178	1492206	3525.55	ng/ml	98
72) Anthracene	11.462	178	1503459	3523.94	ng/ml	99
73) Carbazole	11.611	167	1088868	Below Cal		99
74) Di-n-butyl phthalate	11.954	149	1863184	4141.28	ng/ml	98
75) Fluoranthene	12.724	202	1642237	3521.01	ng/ml	98
76) Benzidine	12.890	184	1376314	9381.83	ng/ml	99
77) Pyrene	13.040	202	1649971	3435.82	ng/ml	98
80) Butyl benzyl phthalate	14.120	149	881875	4031.91	ng/ml	99
81) Bis(2-ethylhexyl) adipate	14.296	129	814038	4174.04	ng/ml	99
82) 3,3-Dichlorobenzidine	15.307	252	367601	Below Cal		97
83) Benz(a)anthracene	15.345	228	1412877	3815.76	ng/ml	99
84) Chrysene	15.436	228	1362723	3900.89	ng/ml	99
85) Bis(2-ethylhexyl) phth...	15.495	149	1174172	4075.15	ng/ml	98
87) Di-n-octyl phthalate	17.174	149	2011354	4480.52	ng/ml	96
88) Benzo(b)fluoranthene	17.971	252	1520664	4388.04	ng/ml	96
89) Benzo(k)fluoranthene	18.046	252	1404715	4310.35	ng/ml	97
90) Benzo(b+k)fluoranthene	18.046	252	2970412	8654.53	ng/ml	97
91) Benzo(e)pyrene	18.634	252	1443185	4248.07	ng/ml	97
92) Benzo(a)pyrene	18.757	252	1361909	4303.18	ng/ml	98
93) Perylene	18.961	252	1230925	3820.57	ng/ml	100
95) Indeno(1,2,3-cd)pyrene	21.298	276	1337697	4087.88	ng/ml	95
96) Dibenz(a,h)anthracene	21.357	278	1232473	3972.57	ng/ml	96
97) Benzo(g,h,i)perylene	21.843	276	1357790	3979.98	ng/ml	96

(#) = qualifier out of range (m) = manual integration (+) = signals summed

Quantitation Report (Not Reviewed)

Data Path : C:\msdchem\1\data\2019-04\9D12042\
Data File : J04121922.D
Acq On : 12 Apr 2019 11:04 pm
Operator : JK/ AMS/ DTH
Sample : 9D12042-CAL8
Misc : 1x, A19D060 BNA@4000
ALS Vial : 10 Sample Multiplier: 1
DataAcq Meth:SV10_AQUISITION.M

Quant Time: Apr 15 08:55:31 2019
Quant Method : C:\msdchem\1\methods\SV10_041219.M
Quant Title : EPA 8270D: Semivolatile Organics
QLast Update : Mon Apr 15 08:54:36 2019
Response via : Initial Calibration
InstName : SV-GCMS10

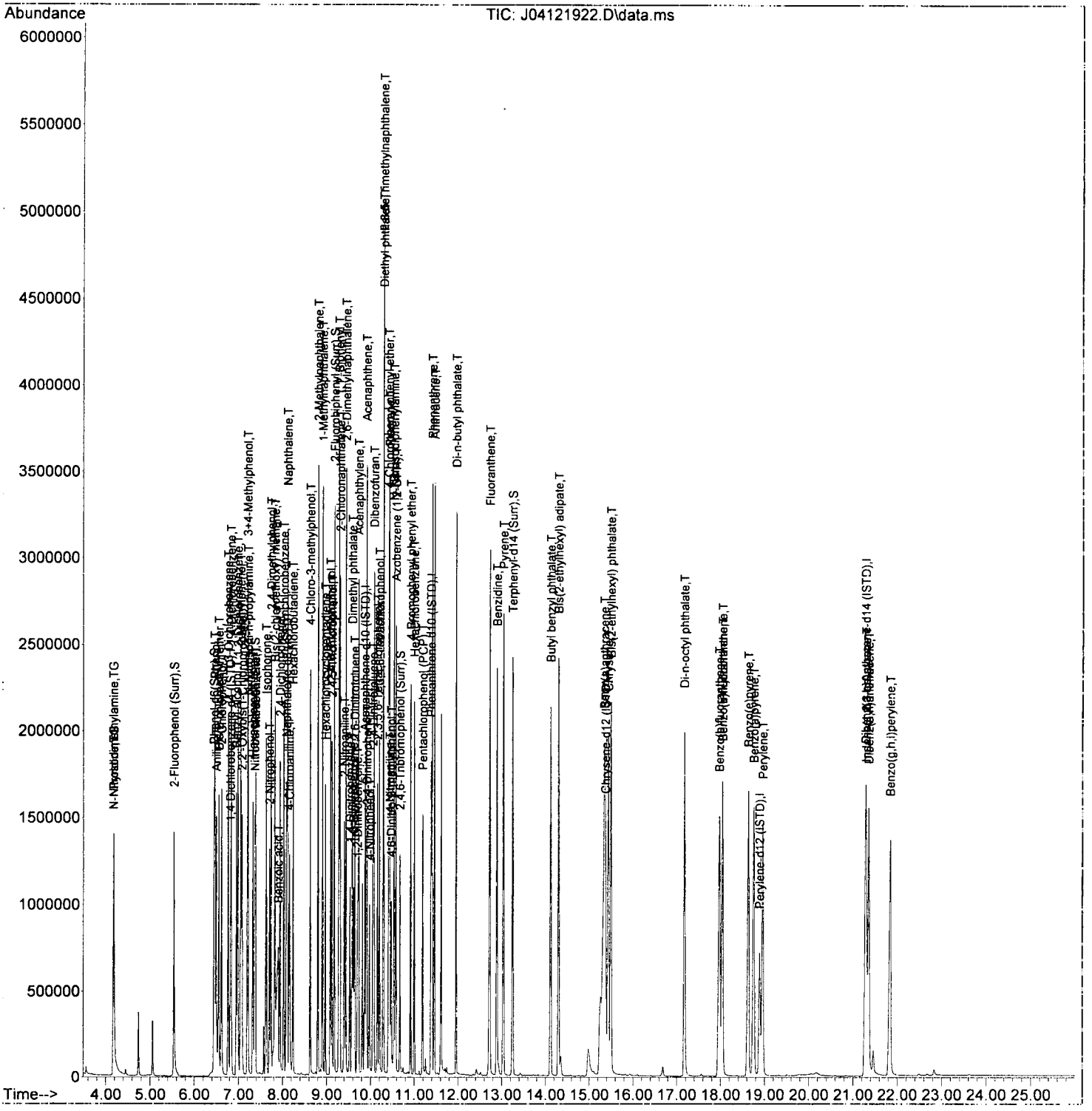

Quantitation Report (Not Reviewed)

Data Path : C:\msdchem\1\data\2019-04\9D12042\
Data File : J04121923.D
Acq On : 12 Apr 2019 11:40 pm
Operator : JK/ AMS/ DTH
Sample : 9D12042-CAL9
Misc : 1x, A19D061 BNA@6000
ALS Vial : 11 Sample Multiplier: 1
DataAcq Meth:SV10_AQUISITION.M

Quant Time: Apr 15 08:55:38 2019
Quant Method : C:\msdchem\1\methods\SV10_041219.M
Quant Title : EPA 8270D: Semivolatile Organics
QLast Update : Mon Apr 15 08:54:36 2019
Response via : Initial Calibration
InstName : SV-GCMS10

JK 4/15/19

Compound	R.T.	QIon	Response	Conc	Units	Dev(Min)
Internal Standards						
1) 1,4-Dichlorobenzene-d4...	6.814	152	204951	2000.00	ng/ml	0.00
21) Naphthalene-d8 (ISTD)	8.087	136	861766	2000.00	ng/ml	0.00
35) Acenaphthene-d10 (ISTD)	9.873	162	421304	2000.00	ng/ml	0.00
64) Phenanthrene-d10 (ISTD)	11.387	188	776478	2000.00	ng/ml	0.00
78) Chrysene-d12 (ISTD)	15.377	240	633760	2000.00	ng/ml	0.02
86) Perylene-d12 (ISTD)	18.891	264	621448	2000.00	ng/ml	0.02
94) Dibenz(a,h)Anthrcene-d...	21.298	292	616591	2000.00	ng/ml	0.03
System Monitoring Compounds						
4) 2-Fluorophenol (Surr)	5.535	112	900422	6240.78	ng/ml	0.00
5) Phenol-d6(Surr)	6.450	99	1151230	6012.24	ng/ml	0.02
19) Nitrobenzene-d5 (Surr)	7.365	82	952331	5780.37	ng/ml	0.01
40) 2-Fluorobiphenyl (Surr)	9.172	172	1558757	4968.29	ng/ml	0.00
67) 2,4,6-Tribromophenol (...	10.675	330	233263	5227.30	ng/ml	0.01
79) Terphenyl-d14 (Surr)	13.254	244	1748485	5571.36	ng/ml	0.01
Target Compounds						Qvalue
2) N-Nitrosodimethylamine	4.150	74	627490	5906.15	ng/ml	88
3) Pyridine	4.155	79	1105047	6525.24	ng/ml	91
6) Phenol	6.466	94	1236521	5748.25	ng/ml	96
7) Aniline	6.493	93	1198758	6379.81	ng/ml	98
8) Bis(2-chloroethyl) ether	6.552	93	1009123	6336.12	ng/ml	96
9) 2-Chlorophenol	6.610	128	902513	5985.90	ng/ml	94
10) 1,3-Dichlorobenzene	6.760	146	902850	5684.95	ng/ml	97
11) 1,4-Dichlorobenzene	6.830	146	873197	5644.90	ng/ml	99
12) Benzyl alcohol	6.947	108	625005	6174.38	ng/ml	94
13) 1,2-Dichlorobenzene	6.985	146	851080	5604.53	ng/ml	99
14) 2-Methylphenol	7.049	107	708351	5978.68	ng/ml	99
15) 2,2'-Oxybis(1-Chloropr...	7.076	45	1018502	4882.01	ng/ml	87
16) N-Nitrosodi-n-propylamine	7.220	70	641593	5471.96	ng/ml	96
17) 3+4-Methylphenol	7.210	107	876610	6014.53	ng/ml	98
18) Hexachloroethane	7.322	201	259269	5956.93	ng/ml	98
20) Nitrobenzene	7.386	77	911090	5665.21	ng/ml	95
22) Isophorone	7.632	82	1905816	5834.45	ng/ml	98
23) 2-Nitrophenol	7.702	139	463565	5464.54	ng/ml	94
24) 2,4-Dimethylphenol	7.739	122	746900	5591.56	ng/ml	99
25) Bis(2-chloroethoxy) me...	7.830	93	1040589	5643.29	ng/ml	99
26) Benzoic acid	7.739	105	27049	836.96	ng/ml#	1
27) 2,4-Dichlorophenol	7.948	162	634884	5913.61	ng/ml	98
28) 1,2,4-Trichlorobenzene	8.028	180	677553	5225.48	ng/ml	99
29) Naphthalene	8.113	128	2278161	4955.99	ng/ml	97
30) 4-Chloroaniline	8.156	127	903302	8146.79	ng/ml	97
31) Hexachlorobutadiene	8.236	225	350040	5117.80	ng/ml	99
32) 4-Chloro-3-methylphenol	8.632	107	795091	6124.78	ng/ml	96
33) 2-Methylnaphthalene	8.809	142	1614149	5256.67	ng/ml	98
34) 1-Methylnaphthalene	8.910	142	1501404	5092.49	ng/ml	98
36) Hexachlorocyclopentadiene	8.969	237	390476	5938.38	ng/ml	99
37) 2,4,6-Trichlorophenol	9.087	196	453546	6095.26	ng/ml	98
38) 2,4,5-Trichlorophenol	9.124	198	429331	5871.11	ng/ml	99
39) 1,1'-Biphenyl	9.279	154	1770639	5009.64	ng/ml	97
41) 2-Chloronaphthalene	9.306	162	1327873	5312.62	ng/ml	95
42) 2-Nitroaniline	9.402	138	544899	6311.87	ng/ml	95
43) 2,6-Dimethylnaphthalene	9.440	156	1312335	5084.32	ng/ml	97

Quantitation Report (Not Reviewed)

Data Path : C:\msdchem\1\data\2019-04\9D12042\
Data File : J04121923.D
Acq On : 12 Apr 2019 11:40 pm
Operator : JK/ AMS/ DTH
Sample : 9D12042-CAL9
Misc : 1x, A19D061 BNA@6000
ALS Vial : 11 Sample Multiplier: 1
DataAcq Meth:SV10_AQUISITION.M

Quant Time: Apr 15 08:55:38 2019
Quant Method : C:\msdchem\1\methods\SV10_041219.M
Quant Title : EPA 8270D: Semivolatile Organics
QLast Update : Mon Apr 15 08:54:36 2019
Response via : Initial Calibration
InstName : SV-GCMS10

	Compound	R.T.	QIon	Response	Conc	Units	Dev(Min)
44)	1,4-Dinitrobenzene	9.531	168	231647	5812.31	ng/ml	99
45)	Dimethyl phthalate	9.590	163	1593856	5250.38	ng/ml	97
46)	1,3-Dinitrobenzene	9.622	168	262552	5906.94	ng/ml	97
47)	2,6-Dinitrotoluene	9.649	165	380933	5786.37	ng/ml	89
48)	1,2-Dinitrobenzene	9.713	168	181239	5900.14	ng/ml	86
49)	Acenaphthylene	9.729	152	2093729	4630.36	ng/ml	97
50)	3-Nitroaniline	9.820	138	329674	Below Cal		98
51)	Acenaphthene	9.905	153	1376414	4817.92	ng/ml	98
52)	2,4-Dinitrophenol	9.927	184	149631	4702.65	ng/ml	96
53)	4-Nitrophenol	9.980	139	325043	6354.25	ng/ml	96
54)	2,4-Dinitrotoluene	10.060	165	498579	6037.99	ng/ml	96
55)	Dibenzofuran	10.082	168	1822175	4986.96	ng/ml	94
56)	2,3,5,6-Tetrachlorophenol	10.157	232	352904	6052.92	ng/ml	99
57)	2,3,4,6-Tetrachlorophenol	10.205	232	370697	6120.13	ng/ml	95
58)	Diethyl phthalate	10.301	149	1390913	4651.06	ng/ml	97
59)	2,3,5-Trimethylnaphtha...	10.290	170	1102900	4628.86	ng/ml	96
60)	Fluorene	10.429	166	1382772	4789.29	ng/ml	100
61)	4-Chlorophenyl phenyl ...	10.419	204	666343	5073.70	ng/ml	99
62)	4-Nitroaniline	10.451	138	332833	5915.14	ng/ml	91
63)	4,6-Dinitro-2-methylph...	10.478	198	214039	5197.80	ng/ml	93
65)	N-Nitrosodiphenylamine	10.542	169	1213548	4655.67	ng/ml	100
66)	Azobenzene (1,2-DPH)	10.585	77	1634030	4717.36	ng/ml	87
68)	4-Bromophenyl phenyl e...	10.916	248	426557	4947.00	ng/ml	96
69)	Hexachlorobenzene	11.002	284	468256	4789.07	ng/ml	97
70)	Pentachlorophenol (PCP)	11.189	266	290217	5743.28	ng/ml	96
71)	Phenanthrene	11.414	178	2079626	4797.65	ng/ml	97
72)	Anthracene	11.467	178	2083055	4767.40	ng/ml	98
73)	Carbazole	11.617	167	1519317	Below Cal		98
74)	Di-n-butyl phthalate	11.954	149	2563602	6284.66	ng/ml	97
75)	Fluoranthene	12.729	202	2306517	4828.73	ng/ml	98
76)	Benzidine	12.895	184	2206262	12661.33	ng/ml	99
77)	Pyrene	13.045	202	2327794	4733.07	ng/ml	98
80)	Butyl benzyl phthalate	14.125	149	1284862	5963.82	ng/ml	97
81)	Bis(2-ethylhexyl) adipate	14.302	129	1167165	6000.84	ng/ml	100
82)	3,3-Dichlorobenzidine	15.313	252	561471	Below Cal		98
83)	Benz(a)anthracene	15.350	228	2019475	5537.06	ng/ml	98
84)	Chrysene	15.446	228	1955932	5684.27	ng/ml	99
85)	Bis(2-ethylhexyl) phth...	15.500	149	1684021	5933.67	ng/ml	97
87)	Di-n-octyl phthalate	17.179	149	2987922	6473.44	ng/ml	96
88)	Benzo(b)fluoranthene	17.987	252	2251243	6318.09	ng/ml	97
89)	Benzo(k)fluoranthene	18.057	252	2012368	6005.62	ng/ml	98
90)	Benzo(b+k)fluoranthene	18.057	252	4333245	12279.08	ng/ml	98
91)	Benzo(e)pyrene	18.650	252	2113962	6051.92	ng/ml	98
92)	Benzo(a)pyrene	18.773	252	1987626	6108.05	ng/ml	99
93)	Perylene	18.971	252	1800658	5435.68	ng/ml	99
95)	Indeno(1,2,3-cd)pyrene	21.314	276	2048112	6059.28	ng/ml	95
96)	Dibenz(a,h)anthracene	21.373	278	1836914	5732.05	ng/ml	94
97)	Benzo(g,h,i)perylene	21.865	276	2023853	5743.20	ng/ml	98

(#) = qualifier out of range (m) = manual integration (+) = signals summed

Quantitation Report (Qedit)

Data Path : C:\msdchem\1\data\2019-04\9D12042\
Data File : J04121923.D
Acq On : 12 Apr 2019 11:40 pm
Operator : JK/ AMS/ DTH
Sample : 9D12042-CAL9
Misc : 1x, A19D061 BNA@6000
ALS Vial : 11 Sample Multiplier: 1
DataAcq Meth:SV10_AQUISITION.M

Quant Time: Apr 15 08:55:38 2019
Quant Method : C:\msdchem\1\methods\SV10_041219.M
Quant Title : EPA 8270D: Semivolatile Organics
QLast Update : Mon Apr 15 08:54:36 2019
Response via : Initial Calibration
InstName : SV-GCMS10

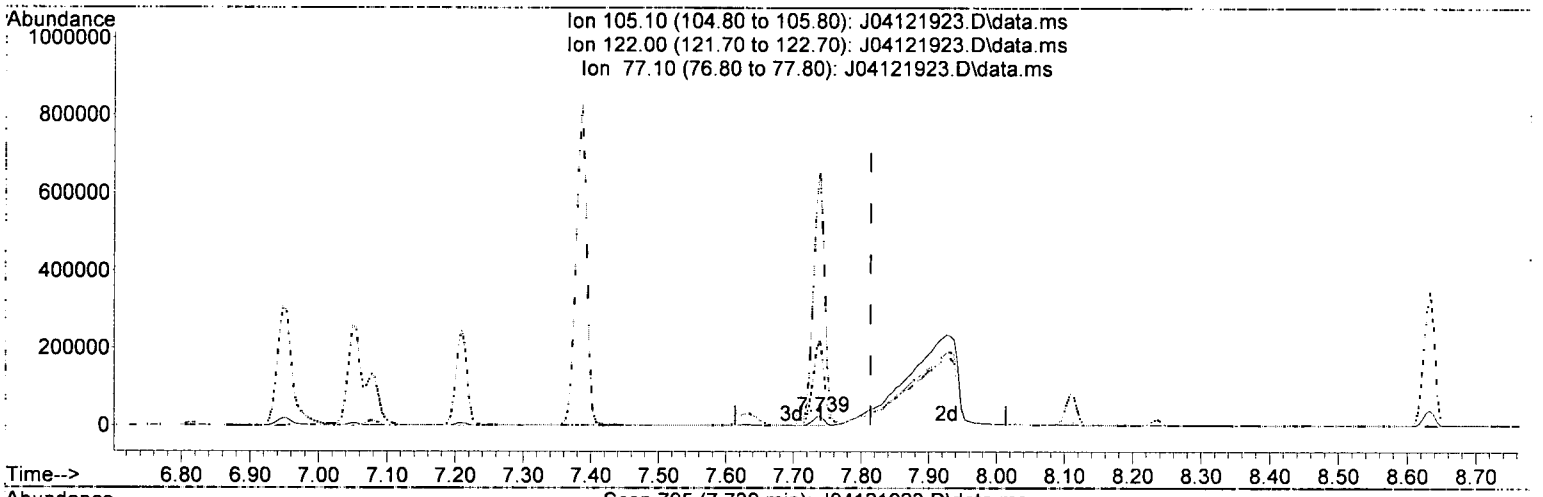

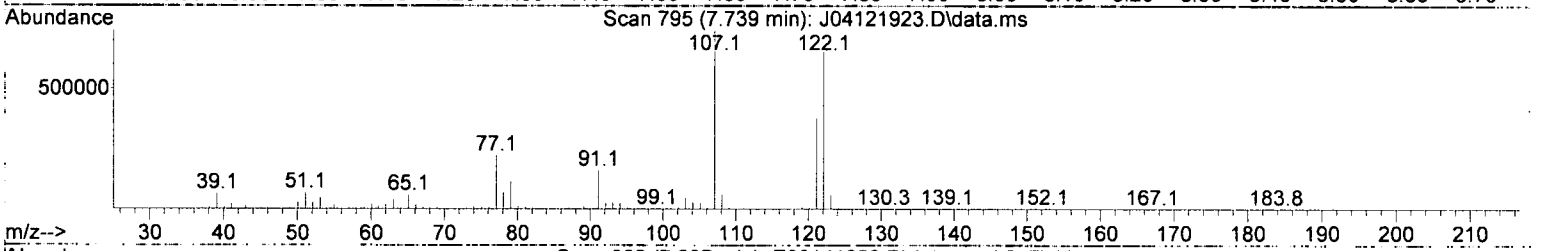

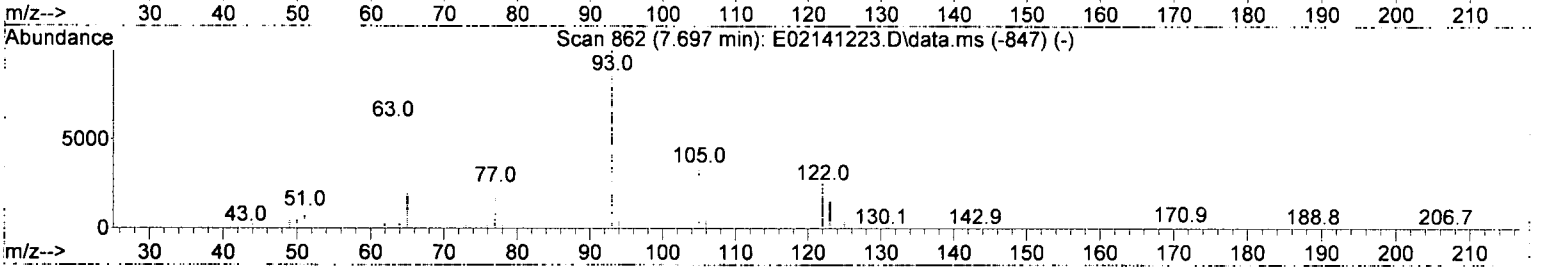

TIC: J04121923.D\data.ms

(26) Benzoic acid (T)

7.739min (-0.075) 836.96 ng/ml

response 27049

Ion	Exp%	Act%
105.10	100.00	100.00
122.00	80.70	2703.07#
77.10	76.00	914.78#
0.00	0.00	0.00

Quantitation Report (Qedit)

Data Path : C:\msdchem\1\data\2019-04\9D12042\
Data File : J04121923.D
Acq On : 12 Apr 2019 11:40 pm
Operator : JK/ AMS/ DTH
Sample : 9D12042-CAL9
Misc : 1x, A19D061 BNA@6000
ALS Vial : 11 Sample Multiplier: 1
DataAcq Meth:SV10_AQUISITION.M

Quant Time: Apr 15 08:55:38 2019
Quant Method : C:\msdchem\1\methods\SV10_041219.M
Quant Title : EPA 8270D: Semivolatile Organics
QLast Update : Mon Apr 15 08:54:36 2019
Response via : Initial Calibration
InstName : SV-GCMS10

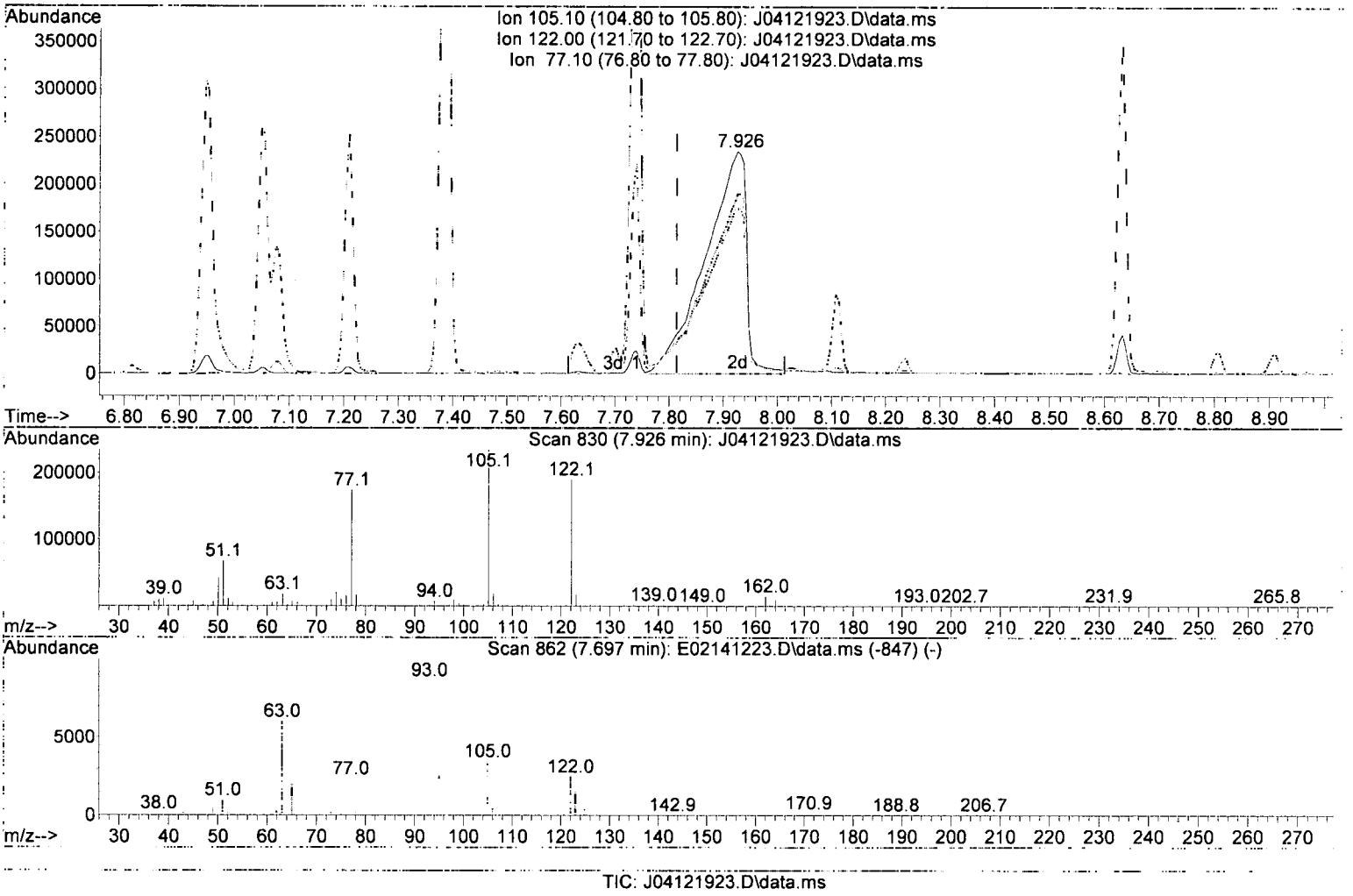

TIC: J04121923.D\data.ms

(26) Benzoic acid (T)

7.926min (+ 0.112) 12780.48 ng/ml m

response 1234711

Ion	Exp%	Act%
105.10	100.00	100.00
122.00	80.70	80.95
77.10	76.00	74.22
0.00	0.00	0.00

9/15/19

Quantitation Report (Not Reviewed)

Data Path : C:\msdchem\1\data\2019-04\9D12042\
Data File : J04121923.D
Acq On : 12 Apr 2019 11:40 pm
Operator : JK/ AMS/ DTH
Sample : 9D12042-CAL9
Misc : 1x, A19D061 BNA@6000
ALS Vial : 11 Sample Multiplier: 1
DataAcq Meth:SV10_AQUISITION.M

Quant Time: Apr 15 08:55:38 2019
Quant Method : C:\msdchem\1\methods\SV10_041219.M
Quant Title : EPA 8270D: Semivolatile Organics
QLast Update : Mon Apr 15 08:54:36 2019
Response via : Initial Calibration
InstName : SV-GCMS10

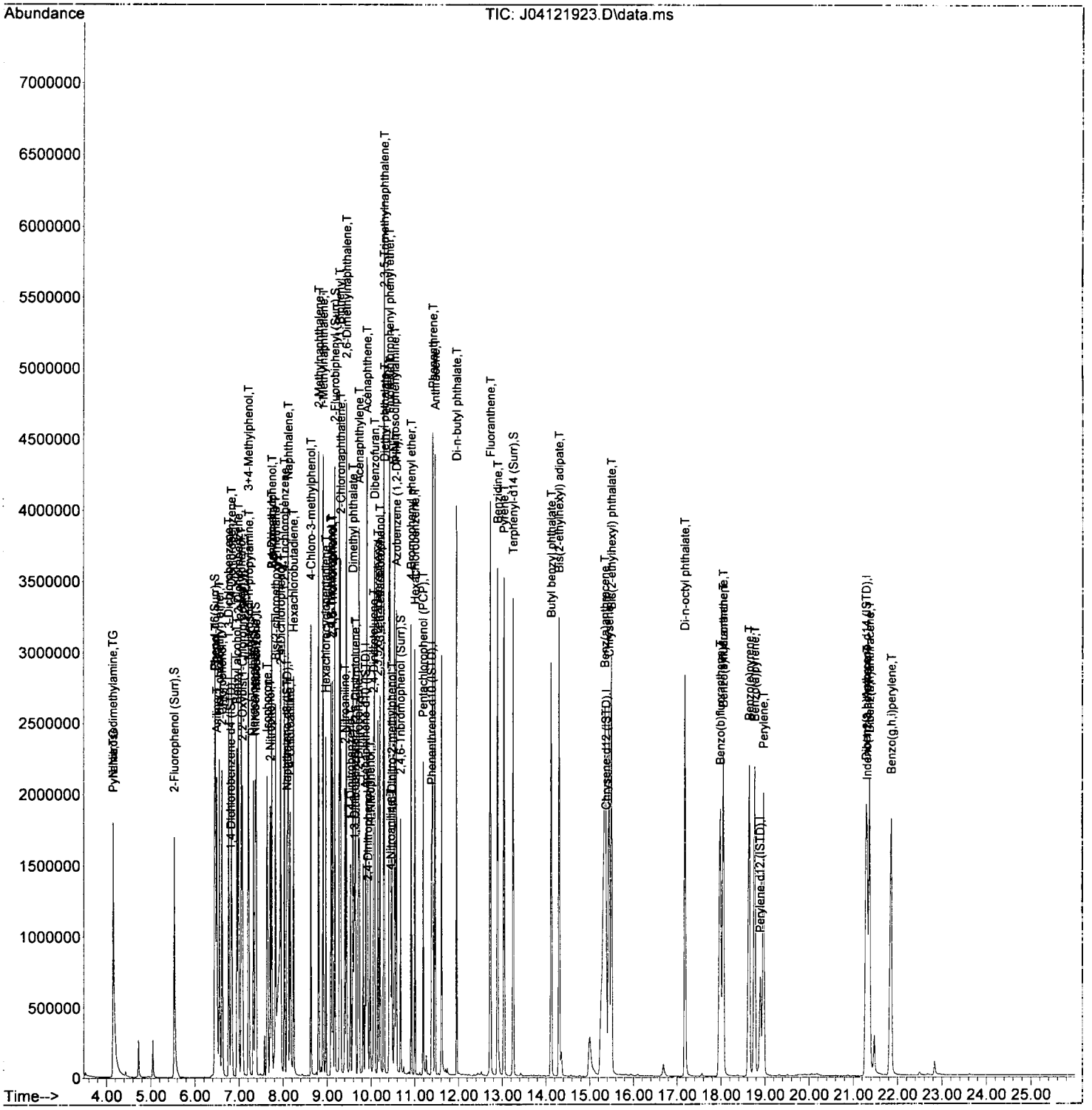

Quantitation Report (Not Reviewed)

Data Path : C:\msdchem\1\data\2019-04\9D12042\
Data File : J04121924.D
Acq On : 13 Apr 2019 12:15 am
Operator : JK/ AMS/ DTH
Sample : 9D12042-CALA
Misc : 1x, A19D062 BNA@8000
ALS Vial : 12 Sample Multiplier: 1
DataAcq Meth:SV10_AQUISITION.M

Quant Time: Apr 15 08:55:44 2019
Quant Method : C:\msdchem\1\methods\SV10_041219.M
Quant Title : EPA 8270D: Semivolatile Organics
QLast Update : Mon Apr 15 08:54:36 2019
Response via : Initial Calibration
InstName : SV-GCMS10

4/15/19

Compound	R.T.	QIon	Response	Conc	Units	Dev(Min)
Internal Standards						
1) 1,4-Dichlorobenzene-d4...	6.814	152	205419	2000.00	ng/ml	0.00
21) Naphthalene-d8 (ISTD)	8.087	136	857219	2000.00	ng/ml	0.00
35) Acenaphthene-d10 (ISTD)	9.873	162	424880	2000.00	ng/ml	0.00
64) Phenanthrene-d10 (ISTD)	11.387	188	796822	2000.00	ng/ml	0.00
78) Chrysene-d12 (ISTD)	15.382	240	627246	2000.00	ng/ml	0.03
86) Perylene-d12 (ISTD)	18.896	264	632280	2000.00	ng/ml	0.02
94) Dibenz(a,h)Anthrcene-d...	21.309	292	623208	2000.00	ng/ml	0.04
System Monitoring Compounds						
4) 2-Fluorophenol (Surr)	5.541	112	1179847	8158.82	ng/ml	0.00
5) Phenol-d6(Surr)	6.455	99	1499696	7814.24	ng/ml	0.02
19) Nitrobenzene-d5 (Surr)	7.370	82	1245282	7541.28	ng/ml	0.02
40) 2-Fluorobiphenyl (Surr)	9.178	172	1972042	6232.67	ng/ml	0.01
67) 2,4,6-Tribromophenol (...	10.681	330	307443	6713.74	ng/ml	0.02
79) Terphenyl-d14 (Surr)	13.259	244	2287744	7365.35	ng/ml	0.02
Target Compounds						Qvalue
2) N-Nitrosodimethylamine	4.172	74	831842	7811.74	ng/ml	87
3) Pyridine	4.172	79	1473300	8679.93	ng/ml	90
6) Phenol	6.471	94	1605219	7438.75	ng/ml	99
7) Aniline	6.498	93	1648364	8752.63	ng/ml	98
8) Bis(2-chloroethyl) ether	6.557	93	1256889	7873.83	ng/ml	95
9) 2-Chlorophenol	6.616	128	1150237	7611.54	ng/ml	94
10) 1,3-Dichlorobenzene	6.766	146	1147379	7208.21	ng/ml	97
11) 1,4-Dichlorobenzene	6.835	146	1104480	7123.79	ng/ml	99
12) Benzyl alcohol	6.958	108	825334	8134.85	ng/ml	94
13) 1,2-Dichlorobenzene	6.985	146	1066099	7004.47	ng/ml	98
14) 2-Methylphenol	7.054	107	904249	7614.73	ng/ml	99
15) 2,2'-Oxybis(1-Chloropr...	7.081	45	1238496	5922.93	ng/ml	81
16) N-Nitrosodi-n-propylamine	7.231	70	824622	7016.94	ng/ml	96
17) 3+4-Methylphenol	7.215	107	1108625	7589.08	ng/ml	98
18) Hexachloroethane	7.322	201	336985	7724.88	ng/ml	98
20) Nitrobenzene	7.391	77	1159115	7191.02	ng/ml	93
22) Isophorone	7.637	82	2513149	7734.54	ng/ml	97
23) 2-Nitrophenol	7.702	139	613878	7274.83	ng/ml	94
24) 2,4-Dimethylphenol	7.744	122	964243	7256.96	ng/ml	99
25) Bis(2-chloroethoxy) me...	7.830	93	1311481	7150.11	ng/ml	98
26) Benzoic acid	7.744	105	36749	947.04	ng/ml#	1
27) 2,4-Dichlorophenol	7.948	162	807681	7562.89	ng/ml	97
28) 1,2,4-Trichlorobenzene	8.028	180	857676	6649.73	ng/ml	98
29) Naphthalene	8.114	128	2813330	6152.68	ng/ml	96
30) 4-Chloroaniline	8.156	127	1106729	10034.43	ng/ml	98
31) Hexachlorobutadiene	8.237	225	453153	6660.52	ng/ml	99
32) 4-Chloro-3-methylphenol	8.638	107	1024540	7934.14	ng/ml	96
33) 2-Methylnaphthalene	8.809	142	2022092	6620.12	ng/ml	98
34) 1-Methylnaphthalene	8.910	142	1877715	6402.65	ng/ml	97
36) Hexachlorocyclopentadiene	8.975	237	512416	7727.27	ng/ml	99
37) 2,4,6-Trichlorophenol	9.092	196	583608	7777.17	ng/ml	98
38) 2,4,5-Trichlorophenol	9.130	198	569105	7717.02	ng/ml	99
39) 1,1'-Biphenyl	9.280	154	2197978	6166.36	ng/ml	97
41) 2-Chloronaphthalene	9.306	162	1678580	6659.22	ng/ml	95
42) 2-Nitroaniline	9.408	138	729589	8380.10	ng/ml	95
43) 2,6-Dimethylnaphthalene	9.445	156	1648270	6332.07	ng/ml	96

Quantitation Report (Not Reviewed)

Data Path : C:\msdchem\1\data\2019-04\9D12042\
Data File : J04121924.D
Acq On : 13 Apr 2019 12:15 am
Operator : JK/ AMS/ DTH
Sample : 9D12042-CALA
Misc : 1x, A19D062 BNA@8000
ALS Vial : 12 Sample Multiplier: 1
DataAcq Meth:SV10_AQUISITION.M

Quant Time: Apr 15 08:55:44 2019
Quant Method : C:\msdchem\1\methods\SV10_041219.M
Quant Title : EPA 8270D: Semivolatile Organics
QLast Update : Mon Apr 15 08:54:36 2019
Response via : Initial Calibration
InstName : SV-GCMS10

Compound	R.T.	QIon	Response	Conc	Units	Dev(Min)
44) 1,4-Dinitrobenzene	9.536	168	319922	7959.67	ng/ml	97
45) Dimethyl phthalate	9.600	163	2076750	6783.52	ng/ml	98
46) 1,3-Dinitrobenzene	9.633	168	349862	7805.01	ng/ml	95
47) 2,6-Dinitrotoluene	9.654	165	483438	7281.62	ng/ml	91
48) 1,2-Dinitrobenzene	9.718	168	227922	7357.43	ng/ml	90
49) Acenaphthylene	9.734	152	2539761	5569.50	ng/ml	97
50) 3-Nitroaniline	9.830	138	417444	Below	Cal	97
51) Acenaphthene	9.911	153	1737085	6029.22	ng/ml	99
52) 2,4-Dinitrophenol	9.932	184	222443	6428.00	ng/ml	98
53) 4-Nitrophenol	9.991	139	441662	8561.36	ng/ml	98
54) 2,4-Dinitrotoluene	10.071	165	642029	7709.78	ng/ml	94
55) Dibenzofuran	10.082	168	2258697	6129.61	ng/ml	93
56) 2,3,5,6-Tetrachlorophenol	10.162	232	471457	8018.25	ng/ml	98
57) 2,3,4,6-Tetrachlorophenol	10.205	232	480353	7863.78	ng/ml	97
58) Diethyl phthalate	10.301	149	1740855	5772.23	ng/ml	97
59) 2,3,5-Trimethylnaphtha...	10.296	170	1390016	5784.78	ng/ml	99
60) Fluorene	10.435	166	1760020	6044.60	ng/ml	99
61) 4-Chlorophenyl phenyl ...	10.419	204	866576	6542.78	ng/ml	99
62) 4-Nitroaniline	10.462	138	435677	7677.72	ng/ml	95
63) 4,6-Dinitro-2-methylph...	10.488	198	299612	6918.04	ng/ml	89
65) N-Nitrosodiphenylamine	10.547	169	1549603	5793.13	ng/ml	99
66) Azobenzene (1,2-DPH)	10.585	77	2030780	5713.07	ng/ml	87
68) 4-Bromophenyl phenyl e...	10.922	248	567177	6409.91	ng/ml	98
69) Hexachlorobenzene	11.007	284	614308	6122.40	ng/ml	95
70) Pentachlorophenol (PCP)	11.194	266	397295	7541.07	ng/ml	97
71) Phenanthrene	11.419	178	2691755	6051.27	ng/ml	97
72) Anthracene	11.467	178	2638439	5884.32	ng/ml	97
73) Carbazole	11.617	167	1858306	Below	Cal	97
74) Di-n-butyl phthalate	11.959	149	3263829	10160.74	ng/ml	96
75) Fluoranthene	12.735	202	2984085	6087.72	ng/ml	97
76) Benzidine	12.901	184	2941124	14984.41	ng/ml	99
77) Pyrene	13.050	202	3020323	5984.39	ng/ml	98
80) Butyl benzyl phthalate	14.131	149	1721965	8075.68	ng/ml	96
81) Bis(2-ethylhexyl) adipate	14.307	129	1536908	7867.60	ng/ml	99
82) 3,3-Dichlorobenzidine	15.323	252	752117	Below	Cal	98
83) Benz(a)anthracene	15.361	228	2651985	7346.81	ng/ml	98
84) Chrysene	15.457	228	2567396	7538.78	ng/ml	99
85) Bis(2-ethylhexyl) phth...	15.505	149	2197866	7824.63	ng/ml	97
87) Di-n-octyl phthalate	17.190	149	3987899	8491.91	ng/ml	95
88) Benzo(b)fluoranthene	17.998	252	3082964	8504.07	ng/ml	97
89) Benzo(k)fluoranthene	18.067	252	2486052	7292.16	ng/ml	97
90) Benzo(b+k)fluoranthene	18.067	252	5776538	16088.51	ng/ml	97
91) Benzo(e)pyrene	18.661	252	2828166	7957.85	ng/ml	98
92) Benzo(a)pyrene	18.784	252	2622343	7920.50	ng/ml	98
93) Perylene	18.987	252	2414315	7163.28	ng/ml	99
95) Indeno(1,2,3-cd)pyrene	21.330	276	3112495	9110.45	ng/ml	95
96) Dibenz(a,h)anthracene	21.383	278	2425385	7488.00	ng/ml	95
97) Benzo(g,h,i)perylene	21.876	276	2701841	7585.76	ng/ml	97

(#) = qualifier out of range (m) = manual integration (+) = signals summed

Quantitation Report (Qedit)

Data Path : C:\msdchem\1\data\2019-04\9D12042\
Data File : J04121924.D
Acq On : 13 Apr 2019 12:15 am
Operator : JK/ AMS/ DTH
Sample : 9D12042-CALA
Misc : 1x, A19D062 BNA@8000
ALS Vial : 12 Sample Multiplier: 1
DataAcq Meth:SV10_AQUISITION.M

Quant Time: Apr 15 08:55:44 2019
Quant Method : C:\msdchem\1\methods\SV10_041219.M
Quant Title : EPA 8270D: Semivolatile Organics
QLast Update : Mon Apr 15 08:54:36 2019
Response via : Initial Calibration
InstName : SV-GCMS10

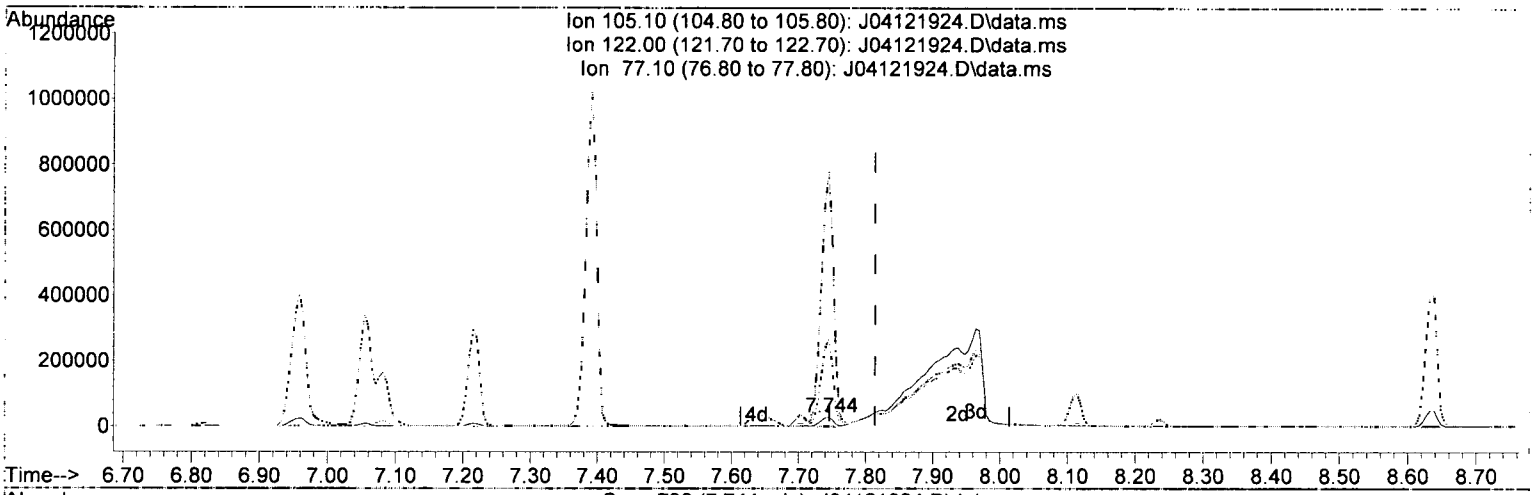

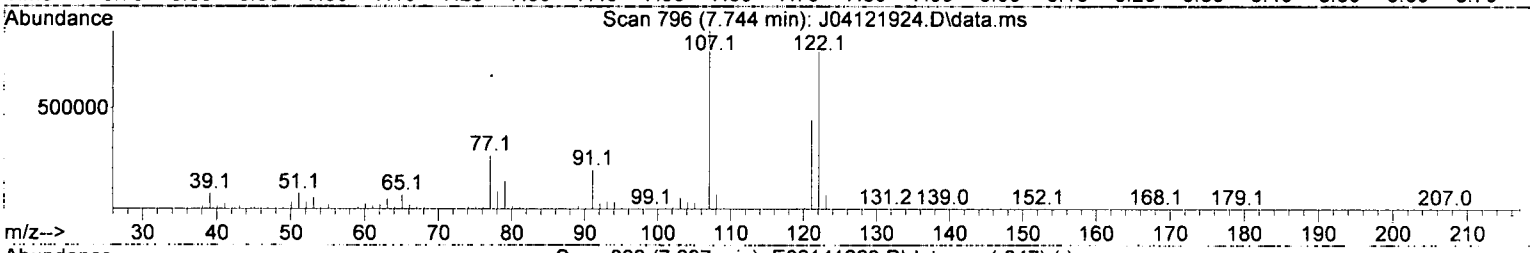

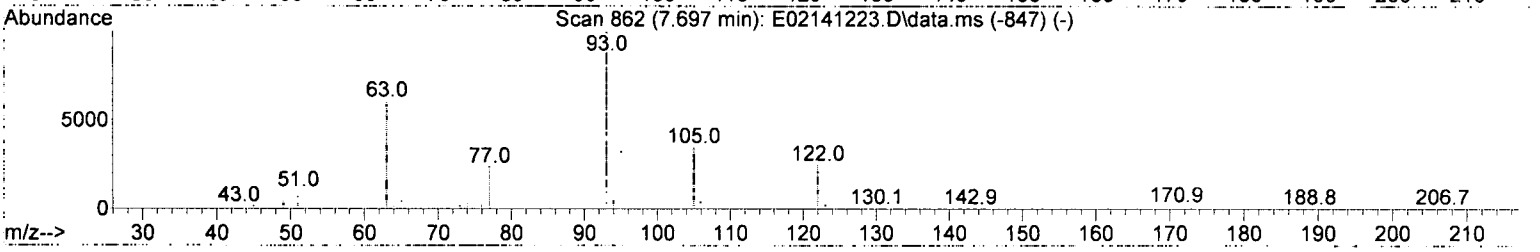

TIC: J04121924.D\data.ms

(26) Benzoic acid (T)

7.744min (-0.069) 947.04 ng/ml

response 36749

Ion	Exp%	Act%
105.10	100.00	100.00
122.00	80.70	2710.75#
77.10	76.00	928.46#
0.00	0.00	0.00

Quantitation Report (Qedit)

Data Path : C:\msdchem\1\data\2019-04\9D12042\
Data File : J04121924.D
Acq On : 13 Apr 2019 12:15 am
Operator : JK/ AMS/ DTH
Sample : 9D12042-CALA
Misc : 1x, A19D062 BNA@8000
ALS Vial : 12 Sample Multiplier: 1
DataAcq Meth:SV10_AQUISITION.M

Quant Time: Apr 15 08:55:44 2019
Quant Method : C:\msdchem\1\methods\SV10_041219.M
Quant Title : EPA 8270D: Semivolatile Organics
QLast Update : Mon Apr 15 08:54:36 2019
Response via : Initial Calibration
InstName : SV-GCMS10

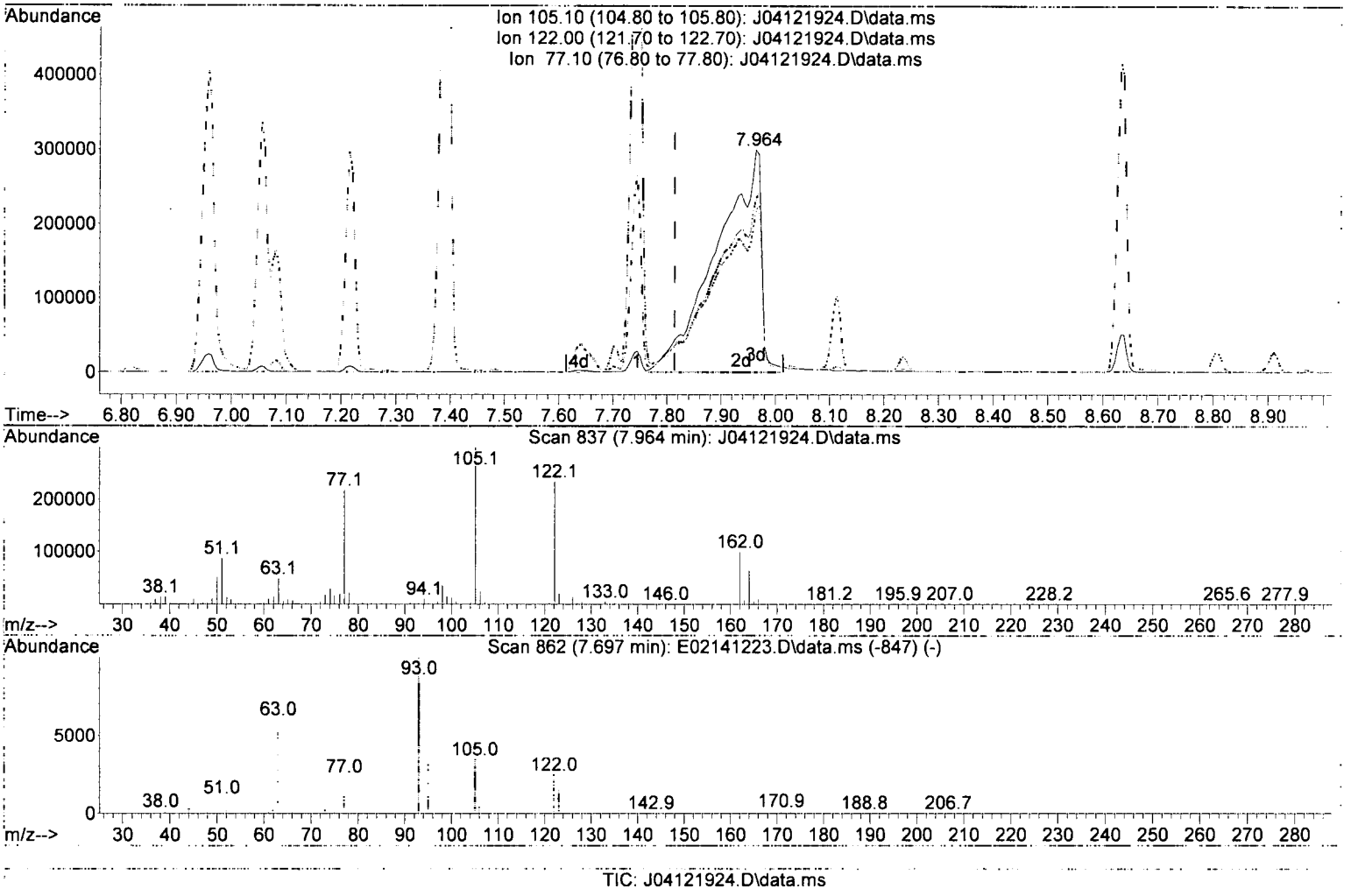

TIC: J04121924.D\data.ms

(26) Benzoic acid (T)

7.964min (+ 0.150) 16913.93 ng/ml m

response 1706623

Ion	Exp%	Act%
105.10	100.00	100.00
122.00	80.70	78.16
77.10	76.00	72.89
0.00	0.00	0.00

JK 4/15/19

Quantitation Report (Qedit)

Data Path : C:\msdchem\1\data\2019-04\9D12042\
Data File : J04121924.D
Acq On : 13 Apr 2019 12:15 am
Operator : JK/ AMS/ DTH
Sample : 9D12042-CALA
Misc : 1x, A19D062 BNA@8000
ALS Vial : 12 Sample Multiplier: 1
DataAcq Meth:SV10_AQUISITION.M

Quant Time: Apr 15 08:55:44 2019
Quant Method : C:\msdchem\1\methods\SV10_041219.M
Quant Title : EPA 8270D: Semivolatile Organics
QLast Update : Mon Apr 15 08:54:36 2019
Response via : Initial Calibration
InstName : SV-GCMS10

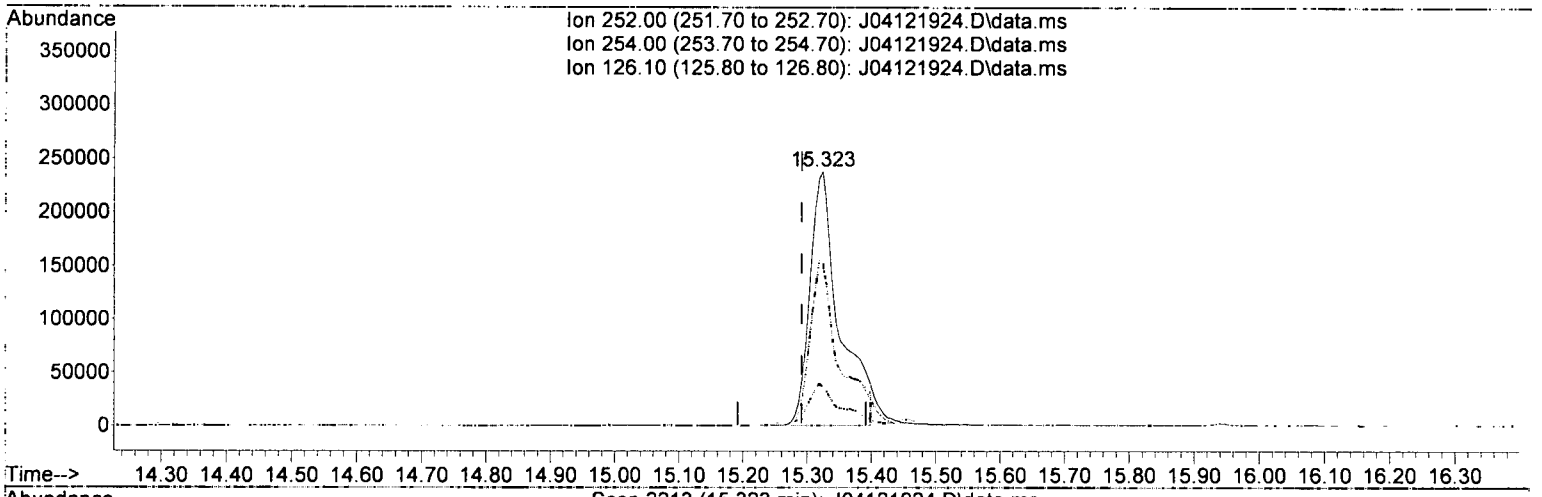

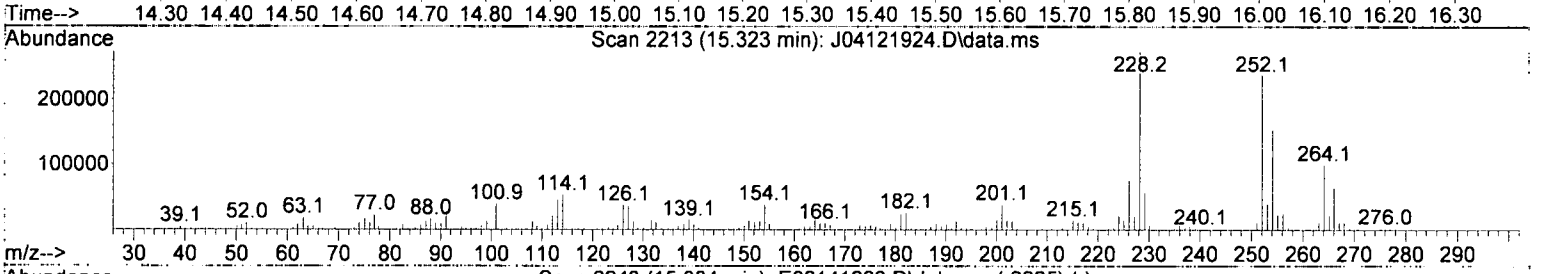

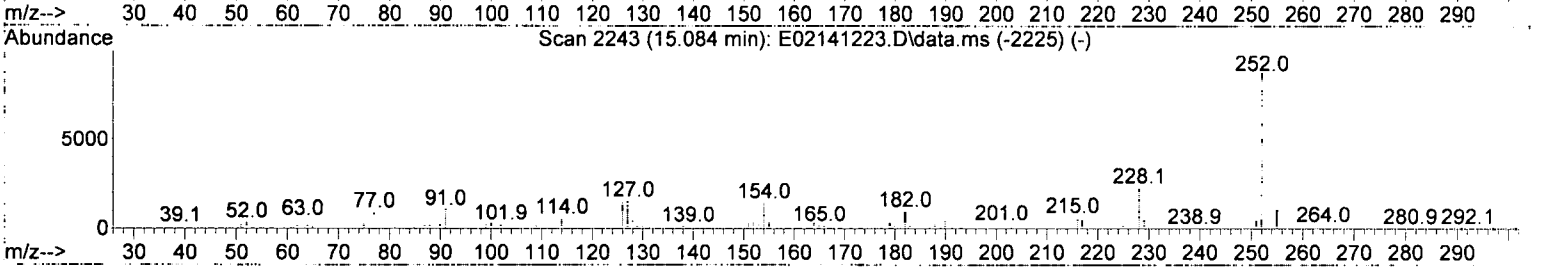

TIC: J04121924.D\data.ms

(82) 3,3-Dichlorobenzidine (T)

15.323min (+ 0.032) -2000.00 ng/ml

response 752117

Ion	Exp%	Act%
252.00	100.00	100.00
254.00	66.10	64.46
126.10	16.90	15.60
0.00	0.00	0.00

Quantitation Report (Qedit)

Data Path : C:\msdchem\1\data\2019-04\9D12042\
Data File : J04121924.D
Acq On : 13 Apr 2019 12:15 am
Operator : JK/ AMS/ DTH
Sample : 9D12042-CALA
Misc : 1x, A19D062 BNA@8000
ALS Vial : 12 Sample Multiplier: 1
DataAcq Meth:SV10_AQUISITION.M

Quant Time: Apr 15 08:55:44 2019
Quant Method : C:\msdchem\1\methods\SV10_041219.M
Quant Title : EPA 8270D: Semivolatile Organics
QLast Update : Mon Apr 15 08:54:36 2019
Response via : Initial Calibration
InstName : SV-GCMS10

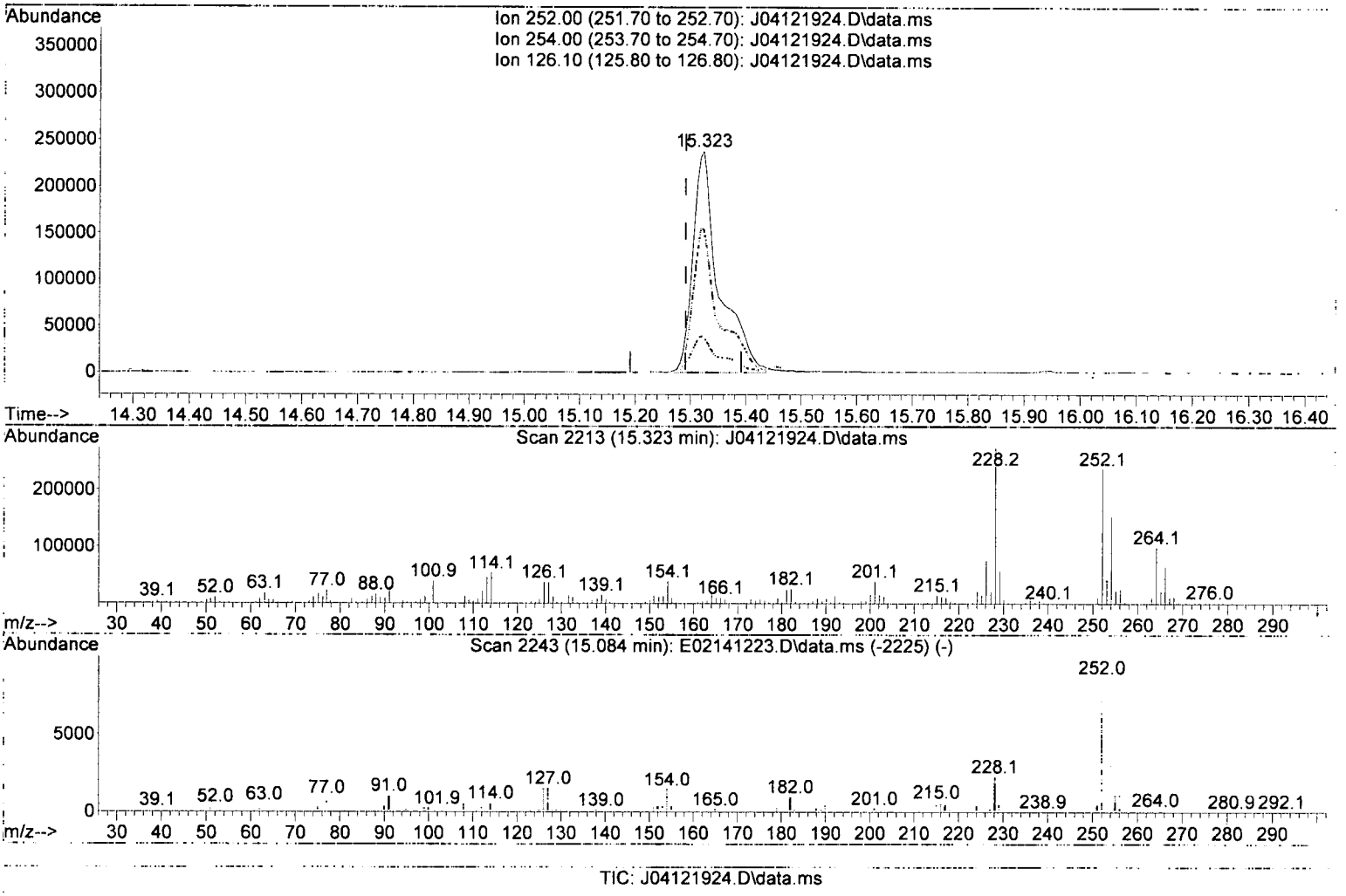

TIC: J04121924.D\data.ms

(82) 3,3-Dichlorobenzidine (T)

15.323min (+ 0.032) -2000.00 ng/ml (m) 4/15/19

response 784747

Ion	Exp%	Act%
252.00	100.00	100.00
254.00	66.10	64.46
126.10	16.90	15.60
0.00	0.00	0.00

Quantitation Report (Not Reviewed)

Data Path : C:\msdchem\1\data\2019-04\9D12042\
Data File : J04121924.D
Acq On : 13 Apr 2019 12:15 am
Operator : JK/ AMS/ DTH
Sample : 9D12042-CALA
Misc : 1x, A19D062 BNA@8000
ALS Vial : 12 Sample Multiplier: 1
DataAcq Meth:SV10_AQUISITION.M

Quant Time: Apr 15 08:55:44 2019
Quant Method : C:\msdchem\1\methods\SV10_041219.M
Quant Title : EPA 8270D: Semivolatile Organics
QLast Update : Mon Apr 15 08:54:36 2019
Response via : Initial Calibration
InstName : SV-GCMS10

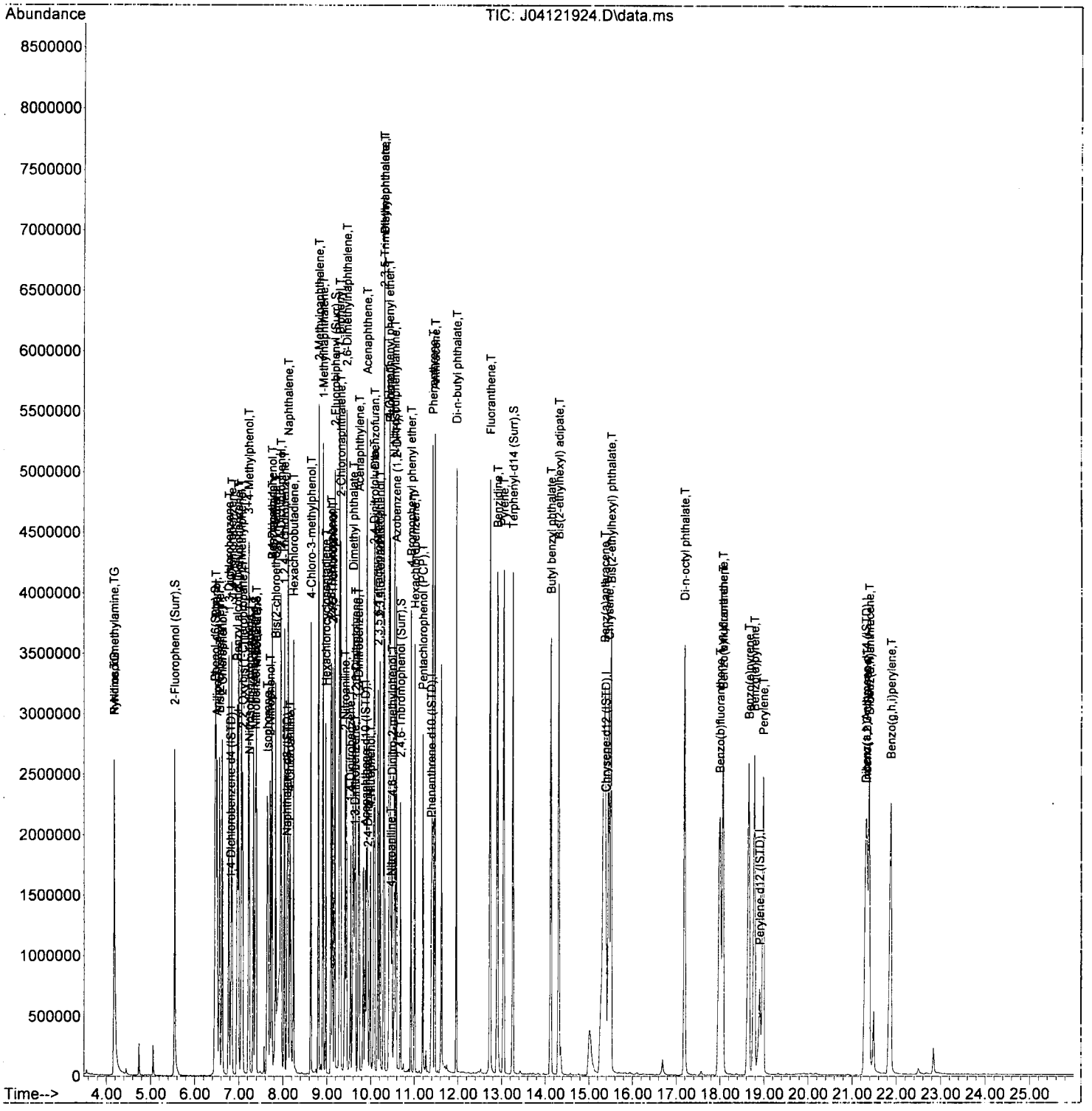

Quantitation Report (Not Reviewed)

Data Path : C:\msdchem\1\data\2019-04\9D12042\
Data File : J04121926.D
Acq On : 13 Apr 2019 1:26 am
Operator : JK/ AMS/ DTH
Sample : 9D12042-ICV1
Misc : 1x, A19C239 BNA@1000
ALS Vial : 13 Sample Multiplier: 1
DataAcq Meth:SV10_AQUISITION.M

Quant Time: Apr 15 08:55:58 2019
Quant Method : C:\msdchem\1\methods\SV10_041219.M
Quant Title : EPA 8270D: Semivolatile Organics
QLast Update : Mon Apr 15 08:54:36 2019
Response via : Initial Calibration
InstName : SV-GCMS10

4/15/19

Compound	R.T.	QIon	Response	Conc	Units	Dev(Min)
Internal Standards						
1) 1,4-Dichlorobenzene-d4...	6.808	152	225231	2000.00	ng/ml	0.00
21) Naphthalene-d8 (ISTD)	8.081	136	940161	2000.00	ng/ml	0.00
35) Acenaphthene-d10 (ISTD)	9.868	162	454606	2000.00	ng/ml	0.00
64) Phenanthrene-d10 (ISTD)	11.381	188	789773	2000.00	ng/ml	0.00
78) Chrysene-d12 (ISTD)	15.361	240	706895	2000.00	ng/ml	0.00
86) Perylene-d12 (ISTD)	18.875	264	657267	2000.00	ng/ml	0.00
94) Dibenz(a,h)Anthrcene-d...	21.266	292	607358	2000.00	ng/ml	0.00
System Monitoring Compounds						
4) 2-Fluorophenol (Surr)	5.535	112	150125	946.82	ng/ml	0.00
5) Phenol-d6(Surr)	6.434	99	191648	910.75	ng/ml	0.00
19) Nitrobenzene-d5 (Surr)	7.354	82	169867	938.21	ng/ml	0.00
40) 2-Fluorobiphenyl (Surr)	9.167	172	351303	1037.70	ng/ml	0.00
67) 2,4,6-Tribromophenol (...	10.665	330	38934	857.80	ng/ml	0.00
79) Terphenyl-d14 (Surr)	13.243	244	347922	993.92	ng/ml	0.00
Target Compounds						Qvalue
2) N-Nitrosodimethylamine	4.155	74	107198	918.13	ng/ml	92
3) Pyridine	4.171	79	168038	902.91	ng/ml	91
6) Phenol	6.450	94	221184	934.83	ng/ml	97
7) Aniline	6.487	93	224581	1087.60	ng/ml	97
8) Bis(2-chloroethyl) ether	6.541	93	193865	1107.65	ng/ml	97
9) 2-Chlorophenol	6.605	128	164404	992.22	ng/ml	93
10) 1,3-Dichlorobenzene	6.755	146	176447	1010.99	ng/ml	98
11) 1,4-Dichlorobenzene	6.830	146	174527	1026.66	ng/ml	98
12) Benzyl alcohol	6.942	108	89446	804.07	ng/ml	93
13) 1,2-Dichlorobenzene	6.979	146	171866	1029.86	ng/ml	100
14) 2-Methylphenol	7.044	107	127820	981.70	ng/ml	97
15) 2,2'-Oxybis(1-Chloropr...	7.070	45	214379	935.06	ng/ml	91
16) N-Nitrosodi-n-propylamine	7.199	70	132402	1027.54	ng/ml	99
17) 3+4-Methylphenol	7.193	107	165705	1034.55	ng/ml	99
18) Hexachloroethane	7.322	201	47249	987.84	ng/ml	96
20) Nitrobenzene	7.375	77	169560	959.40	ng/ml	96
22) Isophorone	7.611	82	360193	1010.74	ng/ml	97
23) 2-Nitrophenol	7.691	139	82990	896.72	ng/ml	97
24) 2,4-Dimethylphenol	7.723	122	142361	976.90	ng/ml	99
25) Bis(2-chloroethoxy) me...	7.814	93	209172	1039.79	ng/ml	99
26) Benzoic acid	7.814	105	98896	1540.07	ng/ml	98
27) 2,4-Dichlorophenol	7.931	162	118350	1010.43	ng/ml	96
28) 1,2,4-Trichlorobenzene	8.022	180	136487	964.85	ng/ml	96
29) Naphthalene	8.103	128	510313	1017.58	ng/ml	99
30) 4-Chloroaniline	8.145	127	163413	1350.91	ng/ml	97
31) Hexachlorobutadiene	8.231	225	72214	967.78	ng/ml	98
32) 4-Chloro-3-methylphenol	8.621	107	136286	962.30	ng/ml	96
33) 2-Methylnaphthalene	8.798	142	346320	1033.79	ng/ml	99
34) 1-Methylnaphthalene	8.900	142	324946	1010.25	ng/ml	98
36) Hexachlorocyclopentadiene	8.969	237	68590	966.71	ng/ml	95
37) 2,4,6-Trichlorophenol	9.081	196	77965	971.03	ng/ml	98
38) 2,4,5-Trichlorophenol	9.119	198	78439	994.08	ng/ml	97
39) 1,1'-Biphenyl	9.269	154	401597	1053.00	ng/ml	99
41) 2-Chloronaphthalene	9.295	162	288501	1069.70	ng/ml	97
42) 2-Nitroaniline	9.386	138	89325	958.90	ng/ml	99
43) 2,6-Dimethylnaphthalene	9.429	156	289552	1039.62	ng/ml	99

Quantitation Report (Not Reviewed)

Data Path : C:\msdchem\1\data\2019-04\9D12042\
Data File : J04121926.D
Acq On : 13 Apr 2019 1:26 am
Operator : JK/ AMS/ DTH
Sample : 9D12042-ICV1
Misc : 1x, A19C239 BNA@1000
ALS Vial : 13 Sample Multiplier: 1
DataAcq Meth:SV10_AQUISITION.M

Quant Time: Apr 15 08:55:58 2019
Quant Method : C:\msdchem\1\methods\SV10_041219.M
Quant Title : EPA 8270D: Semivolatile Organics
QLast Update : Mon Apr 15 08:54:36 2019
Response via : Initial Calibration
InstName : SV-GCMS10

	Compound	R.T.	QIon	Response	Conc	Units	Dev(Min)
44)	1,4-Dinitrobenzene	9.515	168	32109	746.64	ng/ml	98
45)	Dimethyl phthalate	9.568	163	331508	1012.04	ng/ml	99
46)	1,3-Dinitrobenzene	9.600	168	42198	879.83	ng/ml	97
47)	2,6-Dinitrotoluene	9.627	165	71148	1001.57	ng/ml	95
48)	1,2-Dinitrobenzene	9.691	168	30968	934.30	ng/ml	78
49)	Acenaphthylene	9.718	152	489910	1004.09	ng/ml	99
50)	3-Nitroaniline	9.803	138	70812	1173.57	ng/ml	96
51)	Acenaphthene	9.894	153	301133	976.85	ng/ml	99
52)	2,4-Dinitrophenol	9.910	184	11124	518.82	ng/ml	94
53)	4-Nitrophenol	9.959	139	47352	857.87	ng/ml	95
54)	2,4-Dinitrotoluene	10.039	165	86115	966.49	ng/ml	98
55)	Dibenzofuran	10.071	168	404403	1025.70	ng/ml	99
56)	2,3,5,6-Tetrachlorophenol	10.151	232	59505	945.85	ng/ml	97
57)	2,3,4,6-Tetrachlorophenol	10.194	232	65002	994.56	ng/ml	95
58)	Diethyl phthalate	10.285	149	322768	1000.24	ng/ml	98
59)	2,3,5-Trimethylnaphtha...	10.280	170	253977	987.85	ng/ml	98
60)	Fluorene	10.419	166	320366	1028.32	ng/ml	100
61)	4-Chlorophenyl phenyl ...	10.408	204	143339	1011.47	ng/ml	100
62)	4-Nitroaniline	10.424	138	67831	1117.19	ng/ml	93
63)	4,6-Dinitro-2-methylph...	10.461	198	26986	731.29	ng/ml	86
65)	N-Nitrosodiphenylamine	10.526	169	262526	990.20	ng/ml	100
66)	Azobenzene (1,2-DPH)	10.574	77	348955	990.46	ng/ml	91
68)	4-Bromophenyl phenyl e...	10.911	248	84915	968.23	ng/ml	97
69)	Hexachlorobenzene	10.991	284	93599	941.17	ng/ml	97
70)	Pentachlorophenol (PCP)	11.183	266	44624	943.63	ng/ml	98
71)	Phenanthrene	11.403	178	444580	1008.37	ng/ml	99
72)	Anthracene	11.456	178	439747	989.49	ng/ml	99
73)	Carbazole	11.606	167	376107	1216.39	ng/ml	98
74)	Di-n-butyl phthalate	11.948	149	526060	949.47	ng/ml	99
75)	Fluoranthene	12.719	202	469482	966.32	ng/ml	98
76)	Benzidine	12.874	184	313160	2975.76	ng/ml	98
77)	Pyrene	13.029	202	481350	962.25	ng/ml	99
80)	Butyl benzyl phthalate	14.109	149	208309	866.85	ng/ml	98
81)	Bis(2-ethylhexyl) adipate	14.291	129	197557	900.48	ng/ml	100
82)	3,3-Dichlorobenzidine	15.286	252	126187	1660.79	ng/ml	99
83)	Benz(a)anthracene	15.334	228	401111	986.00	ng/ml	99
84)	Chrysene	15.414	228	382137	995.66	ng/ml	100
85)	Bis(2-ethylhexyl) phth...	15.489	149	299160	945.04	ng/ml	98
87)	Di-n-octyl phthalate	17.163	149	448238	918.20	ng/ml	97
88)	Benzo(b)fluoranthene	17.949	252	390614	1036.51	ng/ml	96
89)	Benzo(k)fluoranthene	18.014	252	391287	1104.10	ng/ml	97
90)	Benzo(b+k)fluoranthene	18.014	252	796315	2133.54	ng/ml	97
91)	Benzo(e)pyrene	18.607	252	381547	1032.78	ng/ml	97
92)	Benzo(a)pyrene	18.725	252	358790	1042.49	ng/ml	98
93)	Perylene	18.934	252	390591	1114.83	ng/ml	99
95)	Indeno(1,2,3-cd)pyrene	21.266	276	325049	976.27	ng/ml	95
96)	Dibenz(a,h)anthracene	21.330	278	309719	981.16	ng/ml	92
97)	Benzo(g,h,i)perylene	21.811	276	349358	1006.46	ng/ml	99

(#) = qualifier out of range (m) = manual integration (+) = signals summed

Quantitation Report (Not Reviewed)

Data Path : C:\msdchem\1\data\2019-04\9D12042\
Data File : J04121926.D
Acq On : 13 Apr 2019 1:26 am
Operator : JK/ AMS/ DTH
Sample : 9D12042-ICV1
Misc : 1x, A19C239 BNA@1000
ALS Vial : 13 Sample Multiplier: 1
DataAcq Meth:SV10_AQUISITION.M

Quant Time: Apr 15 08:55:58 2019
Quant Method : C:\msdchem\1\methods\SV10_041219.M
Quant Title : EPA 8270D: Semivolatile Organics
QLast Update : Mon Apr 15 08:54:36 2019
Response via : Initial Calibration
InstName : SV-GCMS10

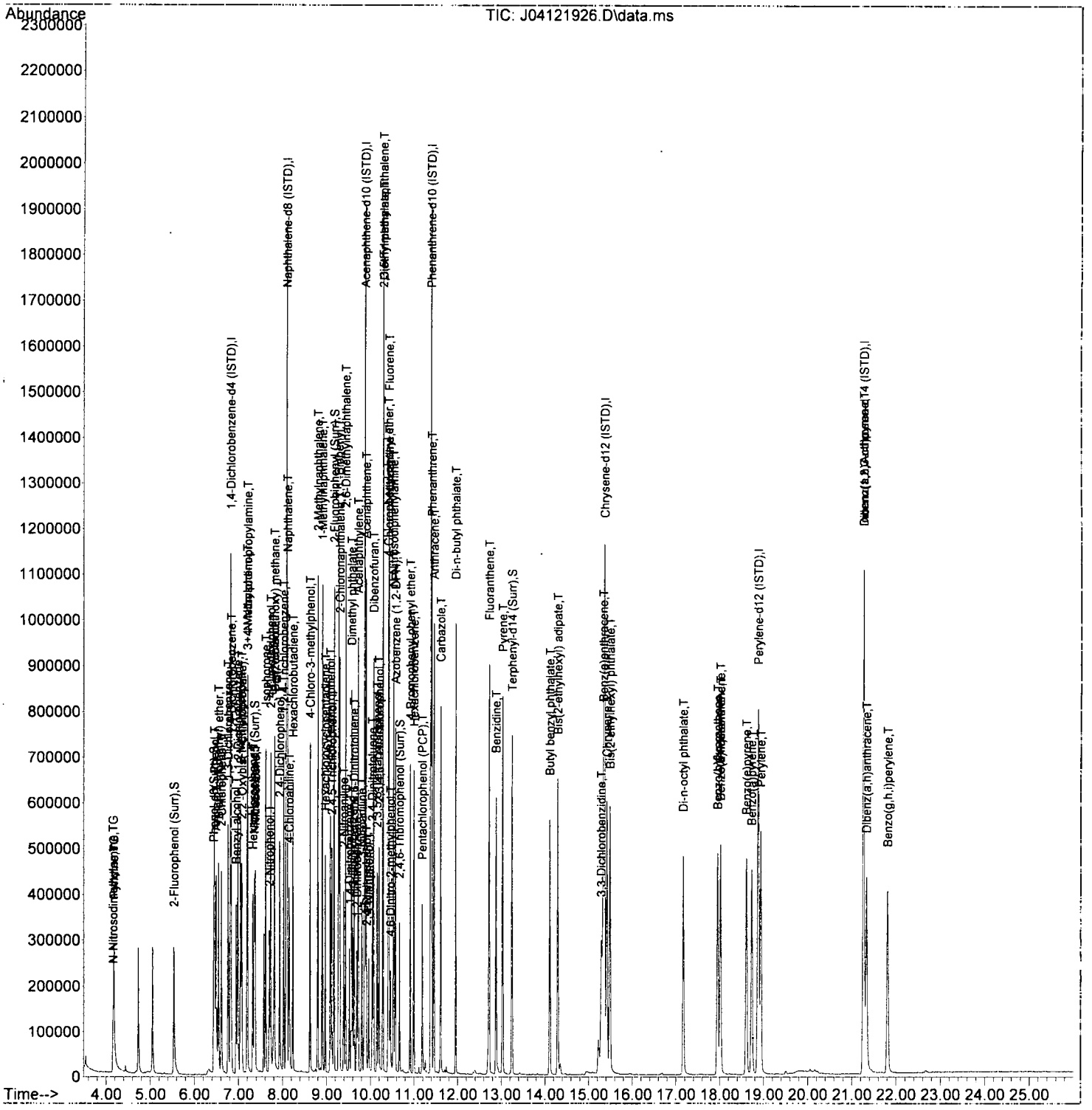

Quantitation Report (Not Reviewed)

Data Path : C:\msdchem\1\data\2019-04\9D12042\
Data File : J04121926.D
Acq On : 13 Apr 2019 1:26 am
Operator : JK/ AMS/ DTH
Sample : 9D12042-ICV1
Misc : 1x, A19C239 BNA@1000
ALS Vial : 13 Sample Multiplier: 1
DataAcq Meth:SV10_AQUISITION.M

Final Reqmnt

JK 4/19/19

Quant Time: Apr 15 12:07:14 2019
Quant Method : C:\msdchem\1\methods\SV10_041219.M
Quant Title : EPA 8270D: Semivolatile Organics
QLast Update : Mon Apr 15 09:10:15 2019
Response via : Initial Calibration
InstName : SV-GCMS10

Compound	R.T.	QIon	Response	Conc	Units	Dev(Min)
Internal Standards						
1) 1,4-Dichlorobenzene-d4...	6.808	152	225231	2000.00	ng/ml	0.00
21) Naphthalene-d8 (ISTD)	8.081	136	940161	2000.00	ng/ml	0.00
35) Acenaphthene-d10 (ISTD)	9.868	162	454606	2000.00	ng/ml	0.00
64) Phenanthrene-d10 (ISTD)	11.381	188	789773	2000.00	ng/ml	0.00
78) Chrysene-d12 (ISTD)	15.361	240	706895	2000.00	ng/ml	0.00
86) Perylene-d12 (ISTD)	18.875	264	657267	2000.00	ng/ml	0.00
94) Dibenz(a,h)Anthrcene-d...	21.266	292	607358	2000.00	ng/ml	0.00
System Monitoring Compounds						
4) 2-Fluorophenol (Surr)	5.535	112	150125	1025.32	ng/ml	0.00
5) Phenol-d6(Surr)	6.434	99	191648	1017.56	ng/ml	0.00
19) Nitrobenzene-d5 (Surr)	7.354	82	169867	1010.05	ng/ml	0.00
40) 2-Fluorobiphenyl (Surr)	9.167	172	351303	1095.25	ng/ml	0.00
67) 2,4,6-Tribromophenol (...	10.665	330	38934	1004.38	ng/ml	0.00
79) Terphenyl-d14 (Surr)	13.243	244	347922	1045.59	ng/ml	0.00
Target Compounds						Qvalue
2) N-Nitrosodimethylamine	4.155	74	107198	965.91	ng/ml	92
3) Pyridine	4.171	79	168038	927.96	ng/ml	91
6) Phenol	6.450	94	221184	1050.65	ng/ml	97
7) Aniline	6.487	93	224581	1014.19	ng/ml	97
8) Bis(2-chloroethyl) ether	6.541	93	193865	1016.60	ng/ml	97
9) 2-Chlorophenol	6.605	128	164404	1073.70	ng/ml	93
10) 1,3-Dichlorobenzene	6.755	146	176447	1024.14	ng/ml	98
11) 1,4-Dichlorobenzene	6.830	146	174527	1015.39	ng/ml	98
12) Benzyl alcohol	6.942	108	89446	990.85	ng/ml	93
13) 1,2-Dichlorobenzene	6.979	146	171866	1027.38	ng/ml	100
14) 2-Methylphenol	7.044	107	127820	1077.70	ng/ml	97
15) 2,2'-Oxybis(1-Chloropr...	7.070	45	214379	993.42	ng/ml	91
16) N-Nitrosodi-n-propylamine	7.199	70	132402	1060.94	ng/ml	99
17) 3+4-Methylphenol	7.193	107	165705	1052.78	ng/ml	99
18) Hexachloroethane	7.322	201	47249	1019.95	ng/ml	96
20) Nitrobenzene	7.375	77	169560	1058.29	ng/ml	96
22) Isophorone	7.611	82	360193	1028.66	ng/ml	97
23) 2-Nitrophenol	7.691	139	82990	1121.76	ng/ml	97
24) 2,4-Dimethylphenol	7.723	122	142361	987.26	ng/ml	99
25) Bis(2-chloroethoxy) me...	7.814	93	209172	1113.78	ng/ml	99
26) Benzoic acid	7.814	105	98896	1817.64	ng/ml	98
27) 2,4-Dichlorophenol	7.931	162	118350	1020.66	ng/ml	96
28) 1,2,4-Trichlorobenzene	8.022	180	136487	1022.10	ng/ml	96
29) Naphthalene	8.103	128	510313	1048.62	ng/ml	99
30) 4-Chloroaniline	8.145	127	163413	1033.03	ng/ml	97
31) Hexachlorobutadiene	8.231	225	72214	995.32	ng/ml	98
32) 4-Chloro-3-methylphenol	8.621	107	136286	992.95	ng/ml	96
33) 2-Methylnaphthalene	8.798	142	346320	1085.22	ng/ml	99
34) 1-Methylnaphthalene	8.900	142	324946	1049.76	ng/ml	98
36) Hexachlorocyclopentadiene	8.969	237	68590	1089.80	ng/ml	95
37) 2,4,6-Trichlorophenol	9.081	196	77965	963.90	ng/ml	98
38) 2,4,5-Trichlorophenol	9.119	198	78439	1081.65	ng/ml	97
39) 1,1'-Biphenyl	9.269	154	401597	1089.76	ng/ml	99
41) 2-Chloronaphthalene	9.295	162	288501	1107.03	ng/ml	97
42) 2-Nitroaniline	9.386	138	89325	1054.08	ng/ml	99
43) 2,6-Dimethylnaphthalene	9.429	156	289552	1071.65	ng/ml	99

Quantitation Report (Not Reviewed)

Data Path : C:\msdchem\1\data\2019-04\9D12042\
Data File : J04121926.D
Acq On : 13 Apr 2019 1:26 am
Operator : JK/ AMS/ DTH
Sample : 9D12042-ICV1
Misc : 1x, A19C239 BNA@1000
ALS Vial : 13 Sample Multiplier: 1
DataAcq Meth:SV10_AQUISITION.M

Quant Time: Apr 15 12:07:14 2019
Quant Method : C:\msdchem\1\methods\SV10_041219.M
Quant Title : EPA 8270D: Semivolatile Organics
QLast Update : Mon Apr 15 09:10:15 2019
Response via : Initial Calibration
InstName : SV-GCMS10

Compound	R.T.	QIon	Response	Conc	Units	Dev(Min)
44) 1,4-Dinitrobenzene	9.515	168	32109	1067.40	ng/ml	98
45) Dimethyl phthalate	9.568	163	331508	1048.39	ng/ml	99
46) 1,3-Dinitrobenzene	9.600	168	42198	1080.55	ng/ml	97
47) 2,6-Dinitrotoluene	9.627	165	71148	1065.26	ng/ml	95
48) 1,2-Dinitrobenzene	9.691	168	30968	1016.45	ng/ml	78
49) Acenaphthylene	9.718	152	489910	1077.32	ng/ml	99
50) 3-Nitroaniline	9.803	138	70812	1139.38	ng/ml	96
51) Acenaphthene	9.894	153	301133	1029.64	ng/ml	99
52) 2,4-Dinitrophenol	9.910	184	11124	962.19	ng/ml	94
53) 4-Nitrophenol	9.959	139	47352	1076.92	ng/ml	95
54) 2,4-Dinitrotoluene	10.039	165	86115	1054.72	ng/ml	98
55) Dibenzofuran	10.071	168	404403	1058.40	ng/ml	99
56) 2,3,5,6-Tetrachlorophenol	10.151	232	59505	1034.56	ng/ml	97
57) 2,3,4,6-Tetrachlorophenol	10.194	232	65002	1042.78	ng/ml	95
58) Diethyl phthalate	10.285	149	322768	1068.75	ng/ml	98
59) 2,3,5-Trimethylnaphtha...	10.280	170	253977	1051.39	ng/ml	98
60) Fluorene	10.419	166	320366	1070.71	ng/ml	100
61) 4-Chlorophenyl phenyl ...	10.408	204	143339	1046.87	ng/ml	100
62) 4-Nitroaniline	10.424	138	67831	1186.32	ng/ml	93
63) 4,6-Dinitro-2-methylph...	10.461	198	26986	1185.98	ng/ml	86
65) N-Nitrosodiphenylamine	10.526	169	262526	1079.66	ng/ml	100
66) Azobenzene (1,2-DPH)	10.574	77	348955	1060.34	ng/ml	91
68) 4-Bromophenyl phenyl e...	10.911	248	84915	1092.31	ng/ml	97
69) Hexachlorobenzene	10.991	284	93599	987.47	ng/ml	97
70) Pentachlorophenol (PCP)	11.183	266	44624	1050.08	ng/ml	98
71) Phenanthrene	11.403	178	444580	1037.41	ng/ml	99
72) Anthracene	11.456	178	439747	1053.61	ng/ml	99
73) Carbazole	11.606	167	376107	1064.80	ng/ml	98
74) Di-n-butyl phthalate	11.948	149	526060	1089.31	ng/ml	99
75) Fluoranthene	12.719	202	469482	1098.54	ng/ml	98
76) Benzidine	12.874	184	313160	1975.91	ng/ml	98
77) Pyrene	13.029	202	481350	1092.93	ng/ml	99
80) Butyl benzyl phthalate	14.109	149	208309	1011.77	ng/ml	98
81) Bis(2-ethylhexyl) adipate	14.291	129	197557	980.78	ng/ml	100
82) 3,3-Dichlorobenzidine	15.286	252	126187	2025.16	ng/ml	99
83) Benz(a)anthracene	15.334	228	401111	1039.86	ng/ml	99
84) Chrysene	15.414	228	382137	1021.00	ng/ml	100
85) Bis(2-ethylhexyl) phth...	15.489	149	299160	1007.49	ng/ml	98
87) Di-n-octyl phthalate	17.163	149	448238	993.34	ng/ml	97
88) Benzo(b)fluoranthene	17.949	252	390614	1030.12	ng/ml	96
89) Benzo(k)fluoranthene	18.014	252	391287	1016.41	ng/ml	97
90) Benzo(b+k)fluoranthene	18.014	252	796315	2049.18	ng/ml	97
91) Benzo(e)pyrene	18.607	252	381547	1058.65	ng/ml	97
92) Benzo(a)pyrene	18.725	252	358790	1035.11	ng/ml	98
93) Perylene	18.934	252	390591	1170.70	ng/ml	99
95) Indeno(1,2,3-cd)pyrene	21.266	276	325049	956.67	ng/ml	95
96) Dibenz(a,h)anthracene	21.330	278	309719	1019.03	ng/ml	92
97) Benzo(g,h,i)perylene	21.811	276	349358	1063.81	ng/ml	99

(#) = qualifier out of range (m) = manual integration (+) = signals summed

Quantitation Report (Not Reviewed)

Data Path : C:\msdchem\1\data\2019-04\9D12042\
Data File : J04121926.D
Acq On : 13 Apr 2019 1:26 am
Operator : JK/ AMS/ DTH
Sample : 9D12042-ICV1
Misc : 1x, A19C239 BNA@1000
ALS Vial : 13 Sample Multiplier: 1
DataAcq Meth:SV10_AQUISITION.M

Quant Time: Apr 15 12:07:14 2019
Quant Method : C:\msdchem\1\methods\SV10_041219.M
Quant Title : EPA 8270D: Semivolatile Organics
QLast Update : Mon Apr 15 09:10:15 2019
Response via : Initial Calibration
InstName : SV-GCMS10

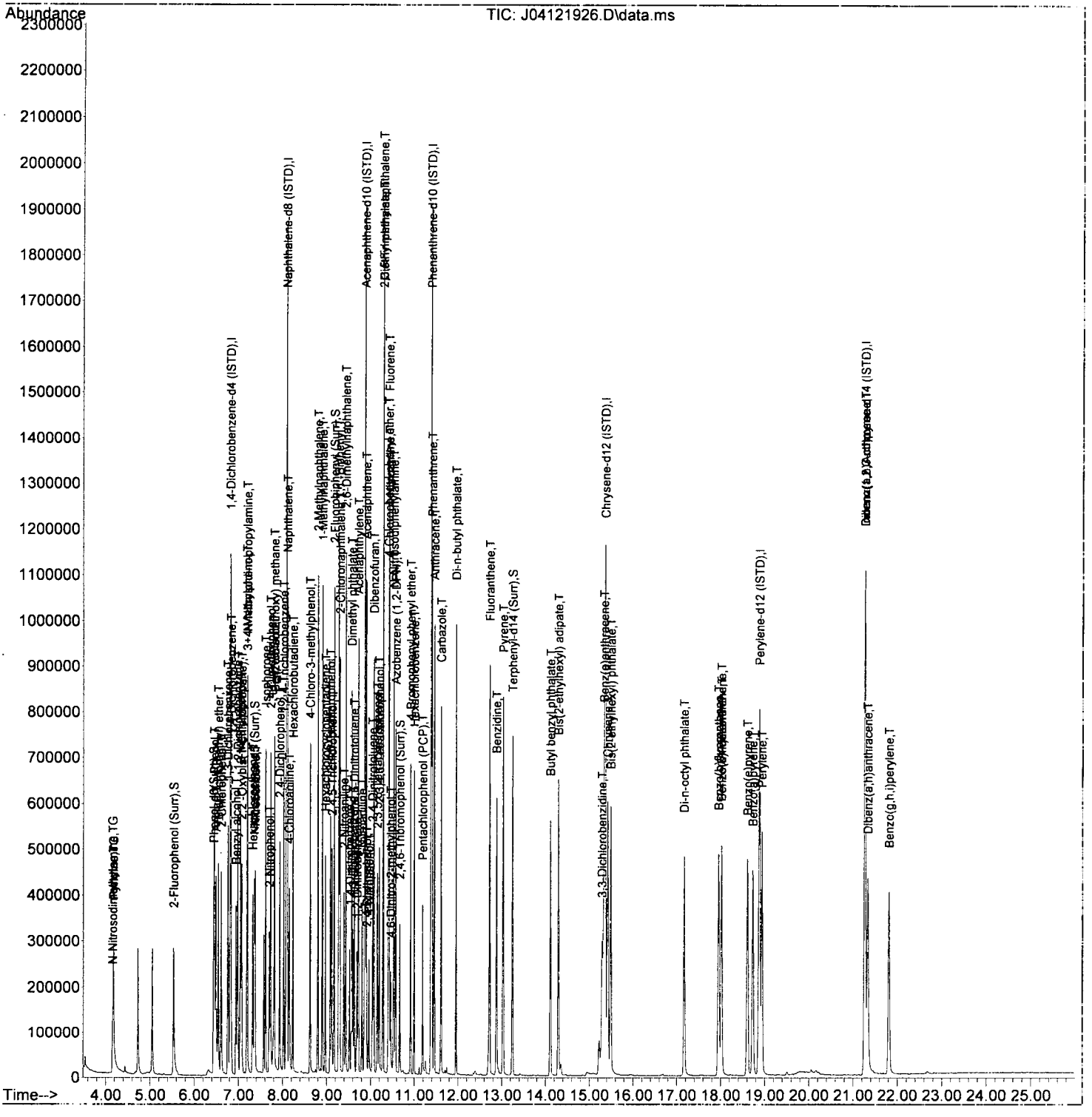

APEX LABORATORIES, LLC
12232 SW Garden Place Tigard OR 97223
phone 503-718-2323
fax 503-718-0333

Semivolatile Organic Compounds (PAHs) by EPA 8270D
Calibration Data

Sequence 9E08056 (Cal ID A9E1009) GCMS9

ELEMENT SEQUENCE LOG

Apex Laboratories

Sequence:	**9E08056**	Instrument:	**SV-GCMS9**
Date:	**05/08/19 18:26**	Calibration:	**A9E1009**

#	Lab Number	Matrix	Analysis	Client	Due	Batch	ISTD ID	STD ID
1	9E08056-TUN1	Water	QC	QC			A19D031	A19D323
2	9E08056-ICB1	Water	QC	QC			A19D031	
3	9E08056-CAL1	Water	QC	QC			A19D031	A19D053
4	9E08056-CAL2	Water	QC	QC			A19D031	A19D054
5	9E08056-CAL3	Water	QC	QC			A19D031	A19D055
6	9E08056-CAL4	Water	QC	QC			A19D031	A19D056
7	9E08056-CAL5	Water	QC	QC			A19D031	A19D057
8	9E08056-CAL6	Water	QC	QC			A19D031	A19D058
9	9E08056-CAL7	Water	QC	QC			A19D031	A19D059
10	9E08056-CAL8	Water	QC	QC			A19D031	A19D060
11	9E08056-CAL9	Water	QC	QC			A19D031	A19D061
12	9E08056-CALA	Water	QC	QC			A19D031	A19D062
13	9E08056-IBL1	Water	QC	QC			A19D031	
14	9E08056-ICV1	Water	QC	QC			A19D031	A19C239
15	9E08056-IBL2	Water	QC	QC			A19D031	

Data Entered By: 5/10/19

Data Reviewed By: 5/14/19

Comments: Raise 3,3-Dichlorobenzidine to 200/400 for soils

Calibration Status Report SV-GCMS9

Method Path : T:\methods\
Method File : SV9_050819.M
Title : EPA 8270D: Semivolatile Organics
Last Update : Thu May 09 12:25:58 2019
Response Via : Initial Calibration

A9E1009

5/9/19

#	ID	Conc	ISTD Conc	Path\File
1	20	20	2000	T:\data\2019-05\9E08056\I05081919.D
2	50	50	2000	T:\data\2019-05\9E08056\I05081920.D
3	100	100	2000	T:\data\2019-05\9E08056\I05081921.D
4	200	200	2000	T:\data\2019-05\9E08056\I05081922.D
5	500	500	2000	T:\data\2019-05\9E08056\I05081923.D
6	1000	1000	2000	T:\data\2019-05\9E08056\I05081924.D
7	2000	2000	2000	T:\data\2019-05\9E08056\I05081925.D
8	4000	4000	2000	T:\data\2019-05\9E08056\I05081926.D
9	6000	6000	2000	T:\data\2019-05\9E08056\I05081927.D
10	8000	8000	2000	T:\data\2019-05\9E08056\I05081928.D

#	ID	Update Time	Quant Time	Acquisition Time
1	20	May 09 12:25 2019	May 09 11:27 2019	8 May 2019 8:12 pm
2	50	May 09 12:25 2019	May 09 11:31 2019	8 May 2019 8:48 pm
3	100	May 09 12:25 2019	May 09 11:34 2019	8 May 2019 9:25 pm
4	200	May 09 12:25 2019	May 09 11:48 2019	8 May 2019 10:01 pm
5	500	May 09 12:25 2019	May 09 11:02 2019	8 May 2019 10:38 pm
6	1000	May 09 12:25 2019	May 09 11:02 2019	8 May 2019 11:14 pm
7	2000	May 09 12:25 2019	May 09 11:03 2019	8 May 2019 11:50 pm
8	4000	May 09 12:25 2019	May 09 11:03 2019	9 May 2019 12:26 am
9	6000	May 09 12:25 2019	May 09 11:53 2019	9 May 2019 1:01 am
10	8000	May 09 12:25 2019	May 09 11:55 2019	9 May 2019 1:37 am

SV9_050819.M Thu May 09 17:08:41 2019

Element Calibration Review Sheet

Calibration ID: **A9E1009** Instrument: **SV-GCMS9** Calibration Date: **05/10/2019**

Analysis: **8270D LL Full List** Instrument Cal ID: **A9E1009**

N-Nitrosodimethylamine

Curve Fit: **AVERAGE RF**

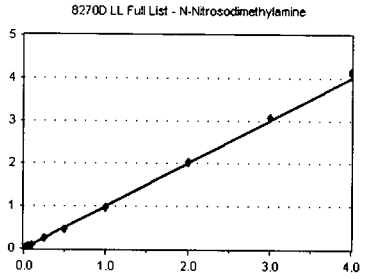

Standard	Concentration	Response	Response Factor	RT
9E08056-CAL1	20	1386	1.211	4.19
9E08056-CAL2	50	2851	0.973	4.18
9E08056-CAL3	100	5631	0.975	4.19
9E08056-CAL4	200	11200	0.931	4.17
9E08056-CAL5	500	27689	0.938	4.18
9E08056-CAL6	1000	53609	0.919	4.17
9E08056-CAL7	2000	104473	0.976	4.17
9E08056-CAL8	4000	199054	1.007	4.17
9E08056-CAL9	6000	300039	1.030	4.17
9E08056-CALA	8000	396249	1.035	4.16

AVE RF **0.999** RF RSD **8.42** AVE RT **4.17**

Pyridine

Curve Fit: **AVERAGE RF**

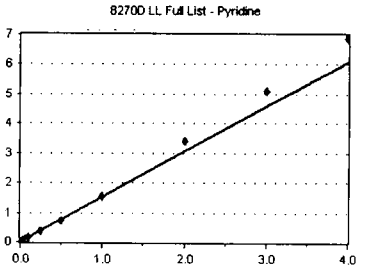

Standard	Concentration	Response	Response Factor	RT
9E08056-CAL1	20	1594	1.392	4.24
9E08056-CAL2	50	4118	1.406	4.22
9E08056-CAL3	100	7898	1.367	4.22
9E08056-CAL4	200	17242	1.433	4.19
9E08056-CAL5	500	44836	1.518	4.20
9E08056-CAL6	1000	85720	1.469	4.18
9E08056-CAL7	2000	164460	1.537	4.18
9E08056-CAL8	4000	337112	1.706	4.17
9E08056-CAL9	6000	496772	1.705	4.18
9E08056-CALA	8000	659225	1.722	4.16

AVE RF **1.526** RF RSD **9.08** AVE RT **4.19**

2-Fluorophenol (Surr)

Curve Fit: **AVERAGE RF**

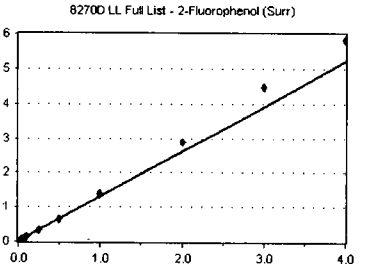

Standard	Concentration	Response	Response Factor	RT
9E08056-CAL1	20	1296	1.132	5.47
9E08056-CAL2	50	3106	1.060	5.47
9E08056-CAL3	100	7013	1.214	5.47
9E08056-CAL4	200	14997	1.247	5.47
9E08056-CAL5	500	39110	1.324	5.47
9E08056-CAL6	1000	76115	1.305	5.47
9E08056-CAL7	2000	148818	1.391	5.47
9E08056-CAL8	4000	284613	1.440	5.47
9E08056-CAL9	6000	435036	1.493	5.47
9E08056-CALA	8000	560056	1.463	5.47

AVE RF **1.307** RF RSD **11.06** AVE RT **5.47**

Phenol-d6 (Surr)

Curve Fit: **AVERAGE RF**

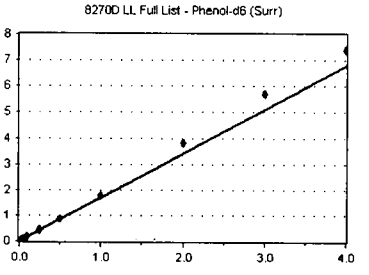

Standard	Concentration	Response	Response Factor	RT
9E08056-CAL1	20	1675	1.463	6.35
9E08056-CAL2	50	4324	1.476	6.34
9E08056-CAL3	100	9148	1.583	6.34
9E08056-CAL4	200	19650	1.634	6.34
9E08056-CAL5	500	50799	1.720	6.34
9E08056-CAL6	1000	98894	1.695	6.34
9E08056-CAL7	2000	191806	1.792	6.34
9E08056-CAL8	4000	374178	1.894	6.35
9E08056-CAL9	6000	554225	1.902	6.35
9E08056-CALA	8000	706999	1.847	6.36

AVE RF **1.701** RF RSD **9.47** AVE RT **6.34**

Element Calibration Review Sheet

Calibration ID: **A9E1009** Instrument: **SV-GCMS9** Calibration Date: **05/10/2019**

Analysis: **8270D LL Full List** Instrument Cal ID: **A9E1009**

Phenol

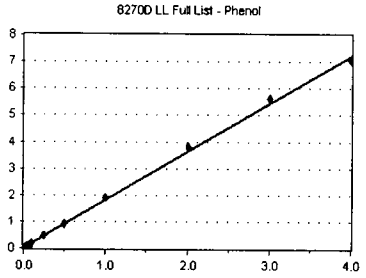

Curve Fit: **AVERAGE RF**

Standard	Concentration	Response	Response Factor	RT
9E08056-CAL1	20	1840	1.607	6.35
9E08056-CAL2	50	4928	1.682	6.35
9E08056-CAL3	100	10314	1.785	6.35
9E08056-CAL4	200	21991	1.828	6.35
9E08056-CAL5	500	56392	1.909	6.35
9E08056-CAL6	1000	107531	1.843	6.35
9E08056-CAL7	2000	203006	1.897	6.35
9E08056-CAL8	4000	375248	1.899	6.36
9E08056-CAL9	6000	546989	1.877	6.37
9E08056-CALA	8000	672921	1.758	6.38

AVE RF **1.809** RF RSD **5.59** AVE RT **6.36**

Aniline

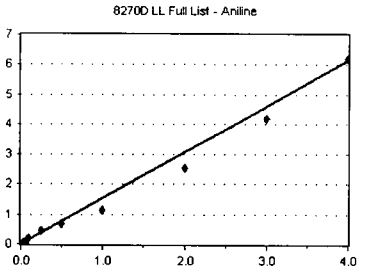

Curve Fit: **AVERAGE RF**

Standard	Concentration	Response	Response Factor	RT
~~9E08056-CAL1~~	~~20~~	~~2217~~	~~1.936~~	~~6.39~~
9E08056-CAL2	50	5080	1.734	6.38
9E08056-CAL3	100	10637	1.841	6.38
9E08056-CAL4	200	21214	1.764	6.38
9E08056-CAL5	500	52964	1.793	6.38
9E08056-CAL6	1000	81018	1.389	6.38
9E08056-CAL7	2000	119883	1.120	6.38
9E08056-CAL8	4000	249012	1.260	6.39
9E08056-CAL9	6000	406652	1.396	6.39
9E08056-CALA	8000	595081	1.555	6.39

AVE RF **1.539** RF RSD **16.90** AVE RT **6.38**

Bis(2-Chloroethyl) ether

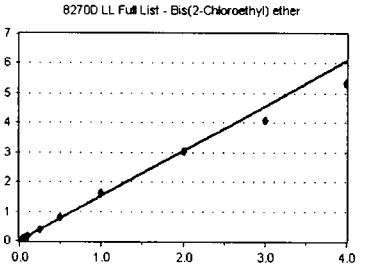

Curve Fit: **AVERAGE RF**

Standard	Concentration	Response	Response Factor	RT
9E08056-CAL1	20	1922	1.679	6.43
9E08056-CAL2	50	4474	1.527	6.43
9E08056-CAL3	100	8939	1.547	6.43
9E08056-CAL4	200	18736	1.558	6.43
9E08056-CAL5	500	45269	1.533	6.43
9E08056-CAL6	1000	91455	1.567	6.44
9E08056-CAL7	2000	172619	1.613	6.44
9E08056-CAL8	4000	297917	1.508	6.44
9E08056-CAL9	6000	395115	1.356	6.45
9E08056-CALA	8000	510517	1.334	6.45

AVE RF **1.522** RF RSD **6.93** AVE RT **6.44**

2-Chlorophenol

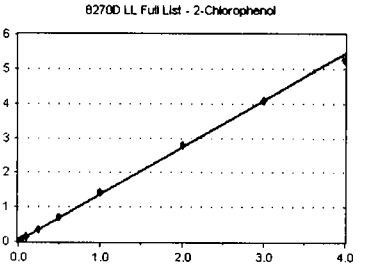

Curve Fit: **AVERAGE RF**

Standard	Concentration	Response	Response Factor	RT
9E08056-CAL1	20	1505	1.315	6.50
9E08056-CAL2	50	3771	1.287	6.50
9E08056-CAL3	100	7863	1.361	6.50
9E08056-CAL4	200	16450	1.368	6.50
9E08056-CAL5	500	42307	1.433	6.50
9E08056-CAL6	1000	81650	1.399	6.50
9E08056-CAL7	2000	152301	1.423	6.50
9E08056-CAL8	4000	275296	1.393	6.50
9E08056-CAL9	6000	397555	1.364	6.50
9E08056-CALA	8000	503387	1.315	6.50

AVE RF **1.366** RF RSD **3.54** AVE RT **6.50**

Element Calibration Review Sheet

Calibration ID: **A9E1009** Instrument: **SV-GCMS9** Calibration Date: **05/10/2019**

Analysis: **8270D LL Full List** Instrument Cal ID: **A9E1009**

1,3-Dichlorobenzene

Curve Fit: **AVERAGE RF**

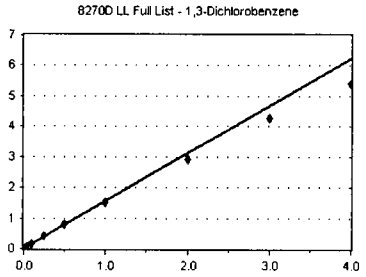

Standard	Concentration	Response	Response Factor	RT
9E08056-CAL1	20	2020	1.764	6.64
9E08056-CAL2	50	4617	1.576	6.64
9E08056-CAL3	100	9757	1.689	6.64
9E08056-CAL4	200	19525	1.623	6.64
9E08056-CAL5	500	48498	1.642	6.64
9E08056-CAL6	1000	91509	1.568	6.64
9E08056-CAL7	2000	163909	1.532	6.64
9E08056-CAL8	4000	287179	1.453	6.65
9E08056-CAL9	6000	414202	1.421	6.65
9E08056-CALA	8000	517626	1.352	6.65

AVE RF **1.562** RF RSD **8.09** AVE RT **6.64**

1,4-Dichlorobenzene-d4 (ISTD)

Curve Fit: **AVERAGE RF**

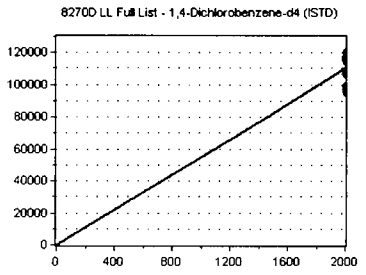

Standard	Concentration	Response	Response Factor	RT
9E08056-CAL1	2000	114486	57.243	6.70
9E08056-CAL2	2000	117186	58.593	6.69
9E08056-CAL3	2000	115550	57.775	6.69
9E08056-CAL4	2000	120284	60.142	6.69
9E08056-CAL5	2000	118130	59.065	6.70
9E08056-CAL6	2000	116694	58.347	6.70
9E08056-CAL7	2000	107016	53.508	6.70
9E08056-CAL8	2000	98792	49.396	6.70
9E08056-CAL9	2000	97132	48.566	6.70
9E08056-CALA	2000	95689	47.844	6.70

AVE RF **55.048** RF RSD **8.69** AVE RT **6.70**

1,4-Dichlorobenzene

Curve Fit: **AVERAGE RF**

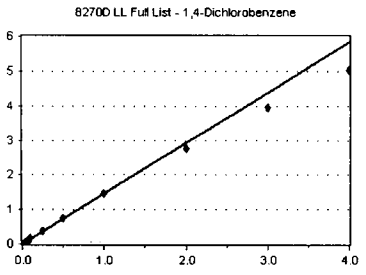

Standard	Concentration	Response	Response Factor	RT
9E08056-CAL1	20	1733	1.514	6.71
9E08056-CAL2	50	4532	1.547	6.71
9E08056-CAL3	100	8776	1.519	6.71
9E08056-CAL4	200	18751	1.559	6.71
9E08056-CAL5	500	45970	1.557	6.71
9E08056-CAL6	1000	87432	1.498	6.71
9E08056-CAL7	2000	154653	1.445	6.71
9E08056-CAL8	4000	272704	1.380	6.72
9E08056-CAL9	6000	384033	1.318	6.72
9E08056-CALA	8000	480345	1.255	6.72

AVE RF **1.459** RF RSD **7.34** AVE RT **6.71**

Benzyl alcohol

Curve Fit: **QUADRATIC: Weighting: (1/a^2), Origin: Ignore**

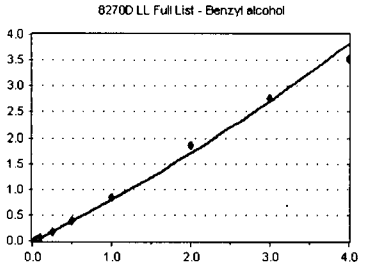

Standard	Concentration	Response	Response Factor	RT
~~9E08056-CAL1~~	~~20~~	~~394~~	~~0.344~~	~~6.83~~
9E08056-CAL2	50	1234	0.421	6.83
9E08056-CAL3	100	2898	0.502	6.83
9E08056-CAL4	200	6970	0.579	6.82
9E08056-CAL5	500	21295	0.721	6.83
9E08056-CAL6	1000	45805	0.785	6.83
9E08056-CAL7	2000	91265	0.853	6.83
9E08056-CAL8	4000	184713	0.935	6.84
9E08056-CAL9	6000	269444	0.925	6.84
9E08056-CALA	8000	337977	0.883	6.85

AVE RF **0.734** RF RSD **26.02** AVE RT **6.83**

Element Calibration Review Sheet

Calibration ID: **A9E1009** Instrument: **SV-GCMS9** Calibration Date: **05/10/2019**

Analysis: **8270D LL Full List** Instrument Cal ID: **A9E1009**

1,2-Dichlorobenzene

Curve Fit: **AVERAGE RF**

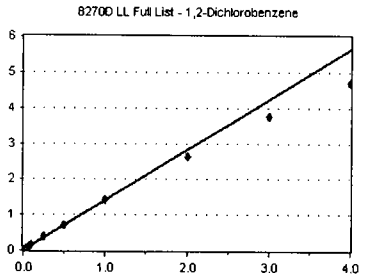

Standard	Concentration	Response	Response Factor	RT
9E08056-CAL1	20	1593	1.391	6.86
9E08056-CAL2	50	4338	1.481	6.86
9E08056-CAL3	100	8854	1.532	6.86
9E08056-CAL4	200	18424	1.532	6.86
9E08056-CAL5	500	45584	1.544	6.86
9E08056-CAL6	1000	84135	1.442	6.86
9E08056-CAL7	2000	151209	1.413	6.86
9E08056-CAL8	4000	259626	1.314	6.87
9E08056-CAL9	6000	366398	1.257	6.87
9E08056-CALA	8000	448803	1.173	6.87

AVE RF **1.408** RF RSD **8.95** AVE RT **6.86**

2-Methylphenol

Curve Fit: **AVERAGE RF**

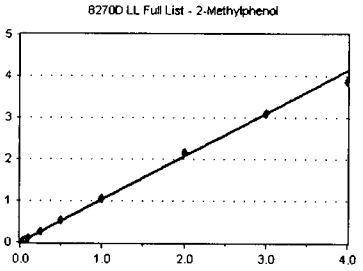

Standard	Concentration	Response	Response Factor	RT
9E08056-CAL1	20	1153	1.007	6.94
9E08056-CAL2	50	2679	0.914	6.93
9E08056-CAL3	100	6386	1.105	6.93
9E08056-CAL4	200	12165	1.011	6.93
9E08056-CAL5	500	33013	1.118	6.93
9E08056-CAL6	1000	61935	1.061	6.93
9E08056-CAL7	2000	113843	1.064	6.93
9E08056-CAL8	4000	213032	1.078	6.94
9E08056-CAL9	6000	301798	1.036	6.94
9E08056-CALA	8000	369236	0.965	6.94

AVE RF **1.036** RF RSD **6.11** AVE RT **6.93**

2,2'-Oxybis(1-Chloropropane)

Curve Fit: **AVERAGE RF**

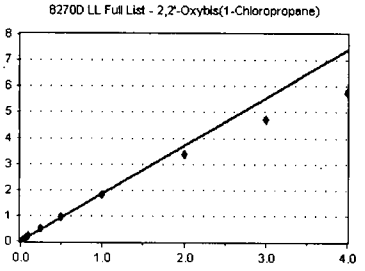

Standard	Concentration	Response	Response Factor	RT
9E08056-CAL1	20	2282	1.993	6.95
9E08056-CAL2	50	5842	1.994	6.95
9E08056-CAL3	100	12268	2.123	6.95
9E08056-CAL4	200	24389	2.028	6.95
9E08056-CAL5	500	59332	2.009	6.95
9E08056-CAL6	1000	109743	1.881	6.95
9E08056-CAL7	2000	195754	1.829	6.95
9E08056-CAL8	4000	331551	1.678	6.96
9E08056-CAL9	6000	456599	1.567	6.96
9E08056-CALA	8000	549922	1.437	6.96

AVE RF **1.854** RF RSD **12.12** AVE RT **6.95**

3+4-Methylphenol(s)

Curve Fit: **AVERAGE RF**

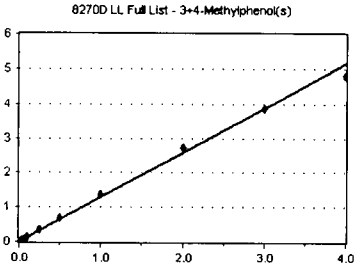

Standard	Concentration	Response	Response Factor	RT
9E08056-CAL1	20	1360	1.188	7.08
9E08056-CAL2	50	3346	1.142	7.08
9E08056-CAL3	100	7451	1.290	7.08
9E08056-CAL4	200	15823	1.315	7.08
9E08056-CAL5	500	41496	1.405	7.08
9E08056-CAL6	1000	78741	1.350	7.08
9E08056-CAL7	2000	144919	1.354	7.08
9E08056-CAL8	4000	268146	1.357	7.09
9E08056-CAL9	6000	373641	1.282	7.10
9E08056-CALA	8000	458606	1.198	7.10

AVE RF **1.288** RF RSD **6.69** AVE RT **7.08**

Element Calibration Review Sheet

Calibration ID: **A9E1009** Instrument: **SV-GCMS9** Calibration Date: **05/10/2019**

Analysis: **8270D LL Full List** Instrument Cal ID: **A9E1009**

N-Nitroso-di-n-propylamine

Curve Fit: **AVERAGE RF**

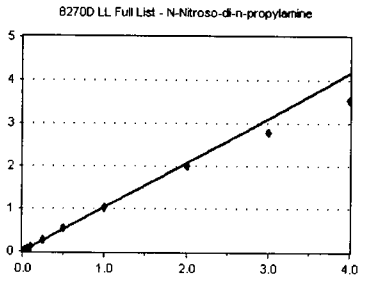

Standard	Concentration	Response	Response Factor	RT
9E08056-CAL1	20	1232	1.076	7.08
9E08056-CAL2	50	3144	1.073	7.08
9E08056-CAL3	100	6313	1.093	7.08
9E08056-CAL4	200	13250	1.102	7.08
9E08056-CAL5	500	33065	1.120	7.08
9E08056-CAL6	1000	62234	1.067	7.08
9E08056-CAL7	2000	111051	1.038	7.08
9E08056-CAL8	4000	197390	0.999	7.09
9E08056-CAL9	6000	270883	0.930	7.10
9E08056-CALA	8000	339637	0.887	7.11

AVE RF **1.038** RF RSD **7.40** AVE RT **7.09**

Hexachloroethane

Curve Fit: **AVERAGE RF**

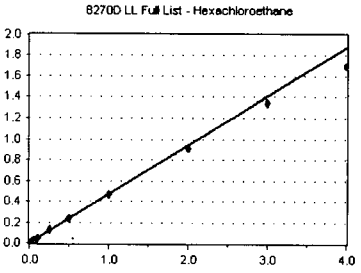

Standard	Concentration	Response	Response Factor	RT
9E08056-CAL1	20	565	0.494	7.19
9E08056-CAL2	50	1408	0.481	7.19
9E08056-CAL3	100	2779	0.481	7.19
9E08056-CAL4	200	5764	0.479	7.19
9E08056-CAL5	500	14906	0.505	7.19
9E08056-CAL6	1000	27533	0.472	7.19
9E08056-CAL7	2000	49920	0.466	7.19
9E08056-CAL8	4000	89376	0.452	7.20
9E08056-CAL9	6000	130625	0.448	7.20
9E08056-CALA	8000	161926	0.423	7.20

AVE RF **0.470** RF RSD **5.05** AVE RT **7.20**

Nitrobenzene-d5 (Surr)

Curve Fit: **AVERAGE RF**

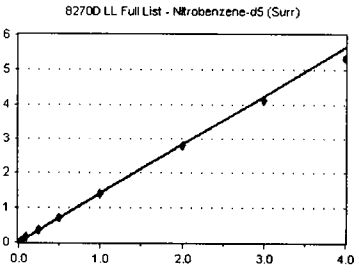

Standard	Concentration	Response	Response Factor	RT
9E08056-CAL1	20	1778	1.553	7.23
9E08056-CAL2	50	4032	1.376	7.23
9E08056-CAL3	100	8175	1.415	7.23
9E08056-CAL4	200	17627	1.465	7.23
9E08056-CAL5	500	42745	1.447	7.23
9E08056-CAL6	1000	81436	1.396	7.23
9E08056-CAL7	2000	149113	1.393	7.23
9E08056-CAL8	4000	275454	1.394	7.24
9E08056-CAL9	6000	400998	1.376	7.24
9E08056-CALA	8000	507577	1.326	7.25

AVE RF **1.414** RF RSD **4.40** AVE RT **7.23**

Nitrobenzene

Curve Fit: **AVERAGE RF**

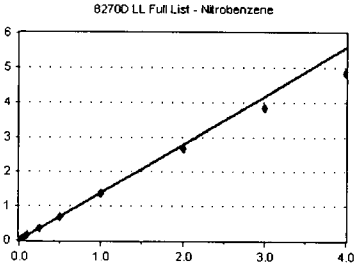

Standard	Concentration	Response	Response Factor	RT
9E08056-CAL1	20	1693	1.479	7.25
9E08056-CAL2	50	4129	1.409	7.25
9E08056-CAL3	100	8591	1.487	7.25
9E08056-CAL4	200	18273	1.519	7.25
9E08056-CAL5	500	43153	1.461	7.25
9E08056-CAL6	1000	81129	1.390	7.25
9E08056-CAL7	2000	144892	1.354	7.25
9E08056-CAL8	4000	262312	1.328	7.26
9E08056-CAL9	6000	371635	1.275	7.26
9E08056-CALA	8000	462505	1.208	7.27

AVE RF **1.391** RF RSD **7.22** AVE RT **7.25**

Element Calibration Review Sheet

Calibration ID: **A9E1009** Instrument: **SV-GCMS9** Calibration Date: **05/10/2019**

Analysis: **8270D LL Full List** Instrument Cal ID: **A9E1009**

Isophorone

Curve Fit: **AVERAGE RF**

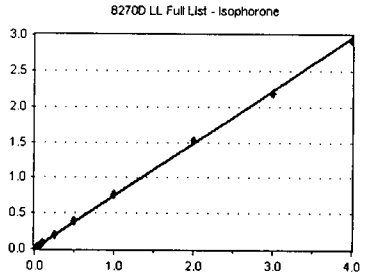

Standard	Concentration	Response	Response Factor	RT
9E08056-CAL1	20	3108	0.673	7.48
9E08056-CAL2	50	8299	0.711	7.48
9E08056-CAL3	100	16536	0.716	7.48
9E08056-CAL4	200	35486	0.756	7.48
9E08056-CAL5	500	89488	0.796	7.48
9E08056-CAL6	1000	169224	0.778	7.48
9E08056-CAL7	2000	306230	0.757	7.48
9E08056-CAL8	4000	573921	0.759	7.49
9E08056-CAL9	6000	838709	0.728	7.50
9E08056-CALA	8000	1078748	0.732	7.51

AVE RF **0.741** RF RSD **4.84** AVE RT **7.49**

2-Nitrophenol

Curve Fit: **AVERAGE RF**

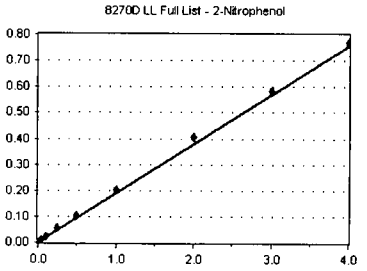

Standard	Concentration	Response	Response Factor	RT
9E08056-CAL1	20	652	0.141	7.56
9E08056-CAL2	50	1851	0.159	7.56
9E08056-CAL3	100	3972	0.172	7.56
9E08056-CAL4	200	9275	0.198	7.56
9E08056-CAL5	500	25491	0.227	7.56
9E08056-CAL6	1000	44264	0.203	7.56
9E08056-CAL7	2000	81543	0.201	7.56
9E08056-CAL8	4000	153577	0.203	7.57
9E08056-CAL9	6000	224039	0.195	7.57
9E08056-CALA	8000	283482	0.192	7.57

AVE RF **0.189** RF RSD **13.19** AVE RT **7.57**

2,4-Dimethylphenol

Curve Fit: **AVERAGE RF**

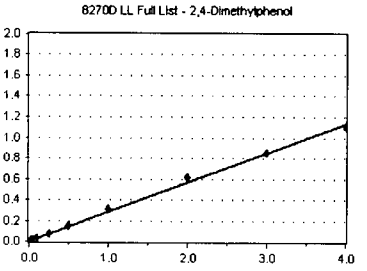

Standard	Concentration	Response	Response Factor	RT
~~9E08056-CAL1~~	~~20~~	~~1035~~	~~0.224~~	~~7.60~~
9E08056-CAL2	50	2552	0.219	7.60
9E08056-CAL3	100	6013	0.260	7.60
9E08056-CAL4	200	13165	0.280	7.60
9E08056-CAL5	500	33821	0.301	7.60
9E08056-CAL6	1000	67530	0.310	7.60
9E08056-CAL7	2000	125958	0.311	7.60
9E08056-CAL8	4000	231859	0.307	7.61
9E08056-CAL9	6000	328729	0.286	7.62
9E08056-CALA	8000	412108	0.280	7.62

AVE RF **0.284** RF RSD **10.49** AVE RT **7.60**

Bis(2-Chloroethoxy) methane

Curve Fit: **AVERAGE RF**

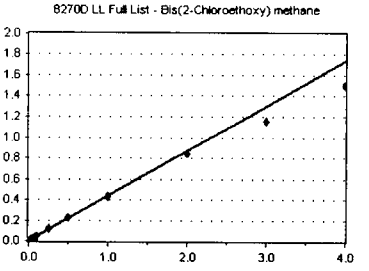

Standard	Concentration	Response	Response Factor	RT
9E08056-CAL1	20	1890	0.409	7.69
9E08056-CAL2	50	5405	0.463	7.68
9E08056-CAL3	100	11079	0.480	7.69
9E08056-CAL4	200	21622	0.460	7.68
9E08056-CAL5	500	53158	0.473	7.69
9E08056-CAL6	1000	98157	0.451	7.69
9E08056-CAL7	2000	173377	0.428	7.69
9E08056-CAL8	4000	317226	0.419	7.70
9E08056-CAL9	6000	444685	0.386	7.70
9E08056-CALA	8000	553975	0.376	7.70

AVE RF **0.435** RF RSD **8.40** AVE RT **7.69**

Element Calibration Review Sheet

Calibration ID: **A9E1009** Instrument: **SV-GCMS9** Calibration Date: **05/10/2019**

Analysis: **8270D LL Full List** Instrument Cal ID: **A9E1009**

Benzoic acid

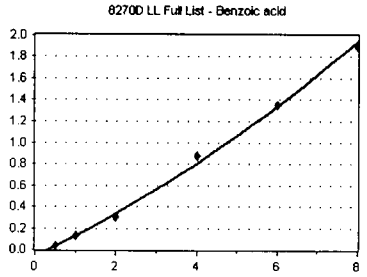

Curve Fit: **QUADRATIC: Weighting: (1/a^2), Origin: Ignore**

Standard	Concentration	Response	Response Factor	RT
~~9E08056-CAL1~~	~~40~~	~~0~~	~~0.000~~	~~0.00~~
~~9E08056-CAL2~~	~~100~~	~~157~~	~~6.729~~	~~7.68~~
~~9E08056-CAL3~~	~~200~~	~~570~~	~~1.234~~	~~7.65~~
~~9E08056-CAL4~~	~~400~~	~~1808~~	~~1.925~~	~~7.65~~
9E08056-CAL5	1000	12609	5.611	7.67
9E08056-CAL6	2000	57591	0.132	7.70
9E08056-CAL7	4000	120684	0.149	7.72
9E08056-CAL8	8000	329662	0.218	7.78
9E08056-CAL9	12000	520098	0.226	7.80
9E08056-CALA	16000	699436	0.237	7.85

AVE RF **0.170** RF RSD **41.46** AVE RT **7.76**

2,4-Dichlorophenol

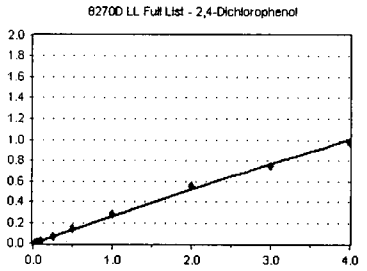

Curve Fit: **QUADRATIC: Weighting: (1/a^2), Origin: Ignore**

Standard	Concentration	Response	Response Factor	RT
~~9E08056-CAL1~~	~~20~~	~~685~~	~~0.148~~	~~7.81~~
9E08056-CAL2	50	1767	0.151	7.80
9E08056-CAL3	100	4504	0.195	7.80
9E08056-CAL4	200	10432	0.222	7.80
9E08056-CAL5	500	28435	0.253	7.80
9E08056-CAL6	1000	59077	0.272	7.80
9E08056-CAL7	2000	112156	0.277	7.81
9E08056-CAL8	4000	210069	0.278	7.82
9E08056-CAL9	6000	285851	0.248	7.82
9E08056-CALA	8000	358983	0.244	7.83

AVE RF **0.238** RF RSD **17.71** AVE RT **7.81**

1,2,4-Trichlorobenzene

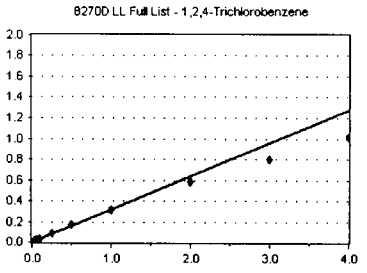

Curve Fit: **AVERAGE RF**

Standard	Concentration	Response	Response Factor	RT
9E08056-CAL1	20	1529	0.331	7.89
9E08056-CAL2	50	3994	0.342	7.89
9E08056-CAL3	100	8177	0.354	7.89
9E08056-CAL4	200	16423	0.350	7.89
9E08056-CAL5	500	39463	0.351	7.89
9E08056-CAL6	1000	73101	0.336	7.89
9E08056-CAL7	2000	127703	0.315	7.89
9E08056-CAL8	4000	222596	0.294	7.90
9E08056-CAL9	6000	308537	0.268	7.90
9E08056-CALA	8000	375837	0.255	7.90

AVE RF **0.320** RF RSD **11.19** AVE RT **7.89**

Naphthalene-d8 (ISTD)

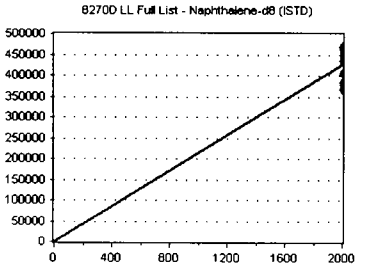

Curve Fit: **AVERAGE RF**

Standard	Concentration	Response	Response Factor	RT
9E08056-CAL1	2000	461650	230.825	7.95
9E08056-CAL2	2000	466642	233.321	7.94
9E08056-CAL3	2000	461862	230.931	7.94
9E08056-CAL4	2000	469577	234.788	7.94
9E08056-CAL5	2000	449407	224.703	7.95
9E08056-CAL6	2000	435111	217.555	7.95
9E08056-CAL7	2000	404790	202.395	7.95
9E08056-CAL8	2000	378186	189.093	7.95
9E08056-CAL9	2000	383773	191.887	7.95
9E08056-CALA	2000	368532	184.266	7.95

AVE RF **213.977** RF RSD **9.39** AVE RT **7.95**

Element Calibration Review Sheet

Calibration ID: **A9E1009** Instrument: **SV-GCMS9** Calibration Date: **05/10/2019**

Analysis: **8270D LL Full List** Instrument Cal ID: **A9E1009**

Naphthalene

Curve Fit: **AVERAGE RF**

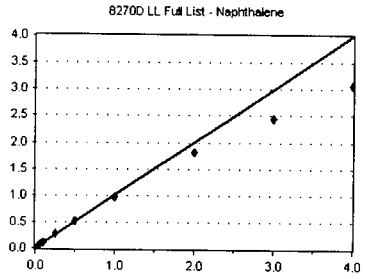

Standard	Concentration	Response	Response Factor	RT
9E08056-CAL1	20	4931	1.068	7.97
9E08056-CAL2	50	12776	1.095	7.96
9E08056-CAL3	100	25557	1.107	7.96
9E08056-CAL4	200	51599	1.099	7.96
9E08056-CAL5	500	121753	1.084	7.96
9E08056-CAL6	1000	228023	1.048	7.97
9E08056-CAL7	2000	397624	0.982	7.97
9E08056-CAL8	4000	687088	0.908	7.98
9E08056-CAL9	6000	939298	0.816	7.98
9E08056-CALA	8000	1132611	0.768	7.98

AVE RF **0.998** RF RSD **12.52** AVE RT **7.97**

4-Chloroaniline

Curve Fit: **AVERAGE RF**

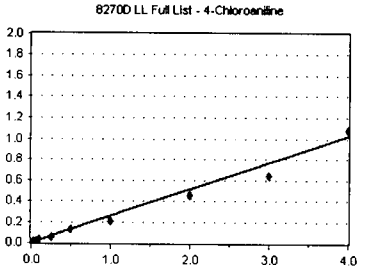

Standard	Concentration	Response	Response Factor	RT
9E08056-CAL1	20	1367	0.296	8.01
9E08056-CAL2	50	3426	0.294	8.01
9E08056-CAL3	100	6574	0.285	8.01
9E08056-CAL4	200	12811	0.273	8.01
9E08056-CAL5	500	25718	0.229	8.02
9E08056-CAL6	1000	57359	0.264	8.02
9E08056-CAL7	2000	84586	0.209	8.03
9E08056-CAL8	4000	170567	0.226	8.05
9E08056-CAL9	6000	243860	0.212	8.05
9E08056-CALA	8000	398347	0.270	8.04

AVE RF **0.256** RF RSD **13.18** AVE RT **8.03**

3-Nitroaniline

Curve Fit: **QUADRATIC: Weighting: (1/a), Origin: Ignore**

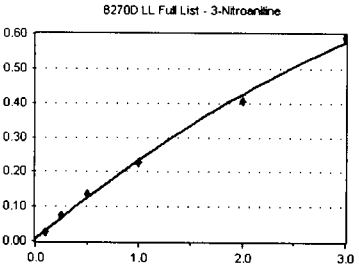

Standard	Concentration	Response	Response Factor	RT
~~9E08056-CAL1~~	~~20~~	~~279~~	~~0.121~~	~~9.67~~
~~9E08056-CAL2~~	~~50~~	~~912~~	~~0.155~~	~~9.66~~
~~9E08056-CAL3~~	~~100~~	~~2267~~	~~0.190~~	~~9.65~~
9E08056-CAL4	200	6297	0.257	9.66
9E08056-CAL5	500	17372	0.298	9.66
9E08056-CAL6	1000	30789	0.274	9.67
9E08056-CAL7	2000	46893	0.225	9.67
9E08056-CAL8	4000	82018	0.202	9.68
9E08056-CAL9	6000	118898	0.197	0.00
~~9E08056-CALA~~	~~8000~~	~~173485~~	~~0.223~~	~~0.00~~

AVE RF **0.242** RF RSD **16.76** AVE RT **8.05**

Hexachlorobutadiene

Curve Fit: **AVERAGE RF**

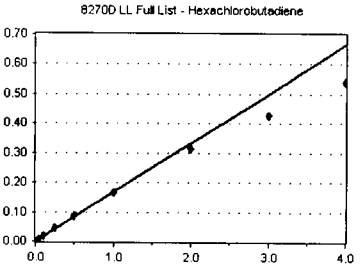

Standard	Concentration	Response	Response Factor	RT
9E08056-CAL1	20	856	0.185	8.09
9E08056-CAL2	50	2007	0.172	8.09
9E08056-CAL3	100	4053	0.176	8.09
9E08056-CAL4	200	8220	0.175	8.09
9E08056-CAL5	500	20186	0.180	8.09
9E08056-CAL6	1000	37131	0.171	8.10
9E08056-CAL7	2000	67587	0.167	8.10
9E08056-CAL8	4000	118434	0.157	8.10
9E08056-CAL9	6000	164363	0.143	8.10
9E08056-CALA	8000	199760	0.136	8.10

AVE RF **0.166** RF RSD **9.74** AVE RT **8.10**

Element Calibration Review Sheet

Calibration ID: **A9E1009** Instrument: **SV-GCMS9** Calibration Date: **05/10/2019**

Analysis: **8270D LL Full List** Instrument Cal ID: **A9E1009**

4-Chloro-3-methylphenol

Curve Fit: **QUADRATIC: Weighting: (1/a^2), Origin: Ignore**

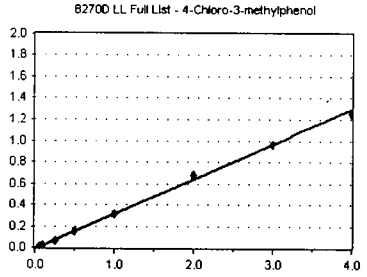

Standard	Concentration	Response	Response Factor	RT
~~9E08056-CAL1~~	~~20~~	~~518~~	~~0.112~~	~~8.50~~
~~9E08056-CAL2~~	~~50~~	~~1435~~	~~0.123~~	~~8.50~~
9E08056-CAL3	100	2916	0.126	8.50
9E08056-CAL4	200	9012	0.192	8.49
9E08056-CAL5	500	29879	0.266	8.49
9E08056-CAL6	1000	67094	0.308	8.49
9E08056-CAL7	2000	128769	0.318	8.50
9E08056-CAL8	4000	257664	0.341	8.51
9E08056-CAL9	6000	368355	0.320	8.51
9E08056-CALA	8000	462055	0.313	8.51

AVE RF **0.273** RF RSD **27.63** AVE RT **8.50**

2-Methylnaphthalene

Curve Fit: **AVERAGE RF**

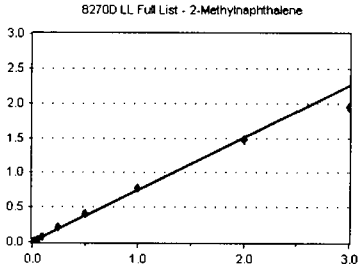

Standard	Concentration	Response	Response Factor	RT
9E08056-CAL1	20	3206	0.694	8.66
9E08056-CAL2	50	8403	0.720	8.66
9E08056-CAL3	100	17636	0.764	8.66
9E08056-CAL4	200	36961	0.787	8.66
9E08056-CAL5	500	94207	0.839	8.66
9E08056-CAL6	1000	177224	0.815	8.66
9E08056-CAL7	2000	312815	0.773	8.66
9E08056-CAL8	4000	555825	0.735	8.67
9E08056-CAL9	6000	744774	0.647	8.67
~~9E08056-CALA~~	~~8000~~	~~907754~~	~~0.616~~	~~8.67~~

AVE RF **0.753** RF RSD **7.98** AVE RT **8.66**

1-Methylnaphthalene

Curve Fit: **AVERAGE RF**

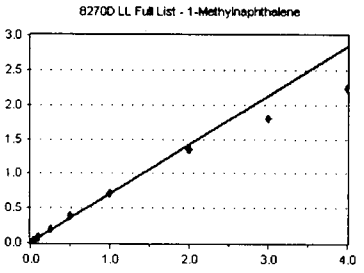

Standard	Concentration	Response	Response Factor	RT
9E08056-CAL1	20	3306	0.716	8.76
9E08056-CAL2	50	8435	0.723	8.76
9E08056-CAL3	100	17565	0.761	8.76
9E08056-CAL4	200	36346	0.774	8.76
9E08056-CAL5	500	90038	0.801	8.76
9E08056-CAL6	1000	166590	0.766	8.76
9E08056-CAL7	2000	290157	0.717	8.76
9E08056-CAL8	4000	506152	0.669	8.77
9E08056-CAL9	6000	691750	0.601	8.77
9E08056-CALA	8000	826000	0.560	8.77

AVE RF **0.709** RF RSD **10.96** AVE RT **8.76**

Hexachlorocyclopentadiene

Curve Fit: **QUADRATIC: Weighting: (1/a^2), Origin: Ignore**

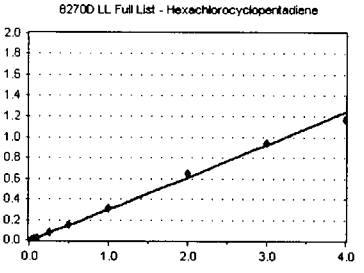

Standard	Concentration	Response	Response Factor	RT
~~9E08056-CAL1~~	~~20~~	~~56~~	~~2.429~~	~~8.83~~
9E08056-CAL2	50	592	0.101	8.83
9E08056-CAL3	100	1795	0.150	8.83
9E08056-CAL4	200	5324	0.217	8.83
9E08056-CAL5	500	16399	0.281	8.83
9E08056-CAL6	1000	34750	0.309	8.83
9E08056-CAL7	2000	65488	0.315	8.83
9E08056-CAL8	4000	130554	0.322	8.83
9E08056-CAL9	6000	188663	0.313	8.83
9E08056-CALA	8000	228123	0.293	8.83

AVE RF **0.256** RF RSD **31.74** AVE RT **8.83**

Element Calibration Review Sheet

Calibration ID: **A9E1009** Instrument: **SV-GCMS9** Calibration Date: **05/10/2019**

Analysis: **8270D LL Full List** Instrument Cal ID: **A9E1009**

2,4,6-Trichlorophenol

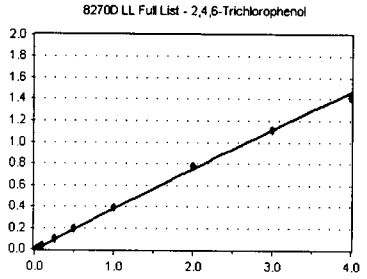

Curve Fit: **QUADRATIC: Weighting: (1/a^2), Origin: Ignore**

Standard	Concentration	Response	Response Factor	RT
~~9E08056-CAL1~~	~~20~~	~~344~~	~~0.149~~	~~8.95~~
9E08056-CAL2	50	987	0.168	8.94
9E08056-CAL3	100	2595	0.217	8.94
9E08056-CAL4	200	7125	0.291	8.94
9E08056-CAL5	500	21591	0.370	8.94
9E08056-CAL6	1000	44351	0.395	8.94
9E08056-CAL7	2000	81849	0.393	8.94
9E08056-CAL8	4000	157742	0.389	8.95
9E08056-CAL9	6000	223754	0.371	8.95
9E08056-CALA	8000	275262	0.354	8.95

AVE RF **0.327** RF RSD **25.56** AVE RT **8.95**

2,4,5-Trichlorophenol

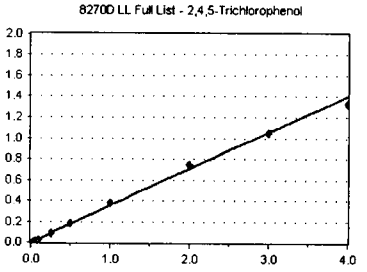

Curve Fit: **QUADRATIC: Weighting: (1/a^2), Origin: Ignore**

Standard	Concentration	Response	Response Factor	RT
~~9E08056-CAL1~~	~~20~~	~~415~~	~~0.180~~	~~8.99~~
9E08056-CAL2	50	1083	0.184	8.99
9E08056-CAL3	100	2692	0.225	8.99
9E08056-CAL4	200	6364	0.260	8.99
9E08056-CAL5	500	19810	0.340	8.98
9E08056-CAL6	1000	42377	0.377	8.98
9E08056-CAL7	2000	78891	0.379	8.98
9E08056-CAL8	4000	152327	0.375	8.99
9E08056-CAL9	6000	209851	0.348	8.99
9E08056-CALA	8000	259729	0.334	9.00

AVE RF **0.314** RF RSD **23.08** AVE RT **8.99**

2-Fluorobiphenyl (Surr)

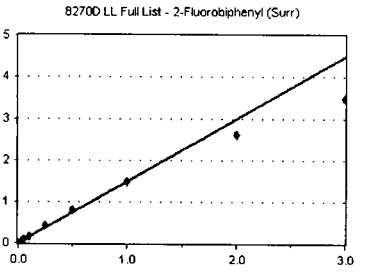

Curve Fit: **AVERAGE RF**

Standard	Concentration	Response	Response Factor	RT
9E08056-CAL1	20	3096	1.343	9.02
9E08056-CAL2	50	8836	1.502	9.02
9E08056-CAL3	100	19505	1.633	9.02
9E08056-CAL4	200	41740	1.702	9.02
9E08056-CAL5	500	100779	1.729	9.02
9E08056-CAL6	1000	182200	1.621	9.02
9E08056-CAL7	2000	311047	1.495	9.02
9E08056-CAL8	4000	532909	1.313	9.03
9E08056-CAL9	6000	698194	1.158	9.03
~~9E08056-CALA~~	~~8000~~	~~835510~~	~~1.073~~	~~9.03~~

AVE RF **1.500** RF RSD **12.96** AVE RT **9.02**

1,1'-Biphenyl

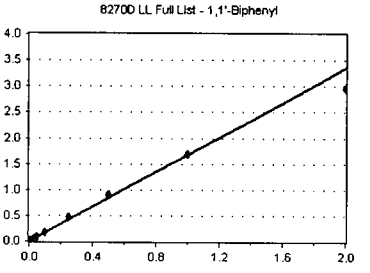

Curve Fit: **AVERAGE RF**

Standard	Concentration	Response	Response Factor	RT
9E08056-CAL1	20	3301	1.432	9.13
9E08056-CAL2	50	9087	1.545	9.13
9E08056-CAL3	100	20138	1.686	9.13
9E08056-CAL4	200	44415	1.812	9.13
9E08056-CAL5	500	111947	1.920	9.13
9E08056-CAL6	1000	204461	1.819	9.13
9E08056-CAL7	2000	349335	1.679	9.13
9E08056-CAL8	4000	599715	1.478	9.14
~~9E08056-CAL9~~	~~6000~~	~~789288~~	~~1.309~~	~~9.14~~
~~9E08056-CALA~~	~~8000~~	~~939145~~	~~1.207~~	~~9.14~~

AVE RF **1.671** RF RSD **10.48** AVE RT **9.13**

Element Calibration Review Sheet

Calibration ID: **A9E1009** Instrument: **SV-GCMS9** Calibration Date: **05/10/2019**

Analysis: **8270D LL Full List** Instrument Cal ID: **A9E1009**

2-Chloronaphthalene

Curve Fit: **AVERAGE RF**

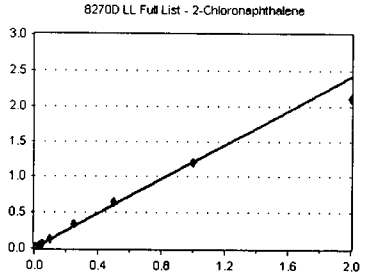

Standard	Concentration	Response	Response Factor	RT
9E08056-CAL1	20	2457	1.066	9.15
9E08056-CAL2	50	6592	1.120	9.15
9E08056-CAL3	100	14570	1.220	9.15
9E08056-CAL4	200	32196	1.313	9.15
9E08056-CAL5	500	80038	1.373	9.15
9E08056-CAL6	1000	145871	1.298	9.15
9E08056-CAL7	2000	248276	1.193	9.15
9E08056-CAL8	4000	426263	1.050	9.16
~~9E08056-CAL9~~	~~6000~~	~~576153~~	~~0.956~~	~~9.16~~
~~9E08056-CALA~~	~~8000~~	~~683312~~	~~0.878~~	~~9.16~~

AVE RF **1.204** RF RSD **9.89** AVE RT **9.15**

2-Nitroaniline

Curve Fit: **AVERAGE RF**

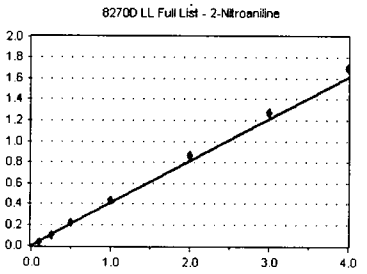

Standard	Concentration	Response	Response Factor	RT
~~9E08056-CAL1~~	~~20~~	~~198~~	~~8.587~~	~~9.25~~
~~9E08056-CAL2~~	~~50~~	~~759~~	~~0.129~~	~~9.25~~
~~9E08056-CAL3~~	~~100~~	~~1934~~	~~0.162~~	~~9.25~~
9E08056-CAL4	200	7039	0.287	9.25
9E08056-CAL5	500	22855	0.392	9.24
9E08056-CAL6	1000	48960	0.436	9.25
9E08056-CAL7	2000	89274	0.429	9.25
9E08056-CAL8	4000	175844	0.433	9.26
9E08056-CAL9	6000	257132	0.427	9.26
9E08056-CALA	8000	330555	0.425	9.27

AVE RF **0.404** RF RSD **13.26** AVE RT **9.25**

2,6-Dimethylnaphthalene

Curve Fit: **AVERAGE RF**

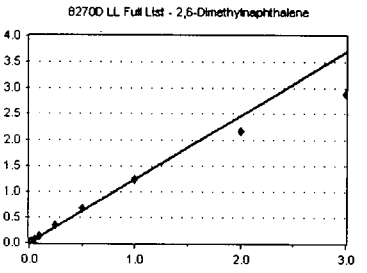

Standard	Concentration	Response	Response Factor	RT
9E08056-CAL1	20	2570	1.115	9.29
9E08056-CAL2	50	7150	1.215	9.29
9E08056-CAL3	100	15688	1.314	9.29
9E08056-CAL4	200	34391	1.403	9.29
9E08056-CAL5	500	82179	1.410	9.29
9E08056-CAL6	1000	150715	1.341	9.29
9E08056-CAL7	2000	257201	1.236	9.29
9E08056-CAL8	4000	440208	1.085	9.30
9E08056-CAL9	6000	582020	0.966	9.30
~~9E08056-CALA~~	~~8000~~	~~693134~~	~~0.890~~	~~9.30~~

AVE RF **1.231** RF RSD **12.38** AVE RT **9.29**

1,4-Dinitrobenzene

Curve Fit: **QUADRATIC: Weighting: (1/a^2), Origin: Ignore**

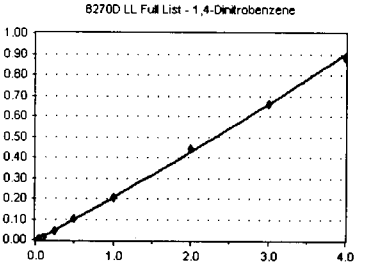

Standard	Concentration	Response	Response Factor	RT
~~9E08056-CAL1~~	~~20~~	~~116~~	~~5.031~~	~~9.38~~
~~9E08056-CAL2~~	~~50~~	~~303~~	~~5.150~~	~~9.38~~
9E08056-CAL3	100	955	7.996	9.37
9E08056-CAL4	200	3037	0.124	9.37
9E08056-CAL5	500	10337	0.177	9.37
9E08056-CAL6	1000	23019	0.205	9.38
9E08056-CAL7	2000	42957	0.206	9.38
9E08056-CAL8	4000	89593	0.221	9.39
9E08056-CAL9	6000	132868	0.220	9.39
9E08056-CALA	8000	171694	0.221	9.40

AVE RF **0.182** RF RSD **28.96** AVE RT **9.38**

Element Calibration Review Sheet

Calibration ID: **A9E1009** Instrument: **SV-GCMS9** Calibration Date: **05/10/2019**

Analysis: **8270D LL Full List** Instrument Cal ID: **A9E1009**

Dimethylphthalate

Curve Fit: **AVERAGE RF**

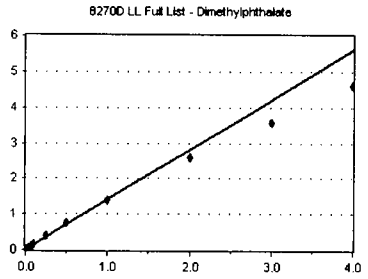

Standard	Concentration	Response	Response Factor	RT
9E08056-CAL1	20	3008	1.305	9.42
9E08056-CAL2	50	8669	1.473	9.42
9E08056-CAL3	100	18418	1.542	9.42
9E08056-CAL4	200	38348	1.564	9.42
9E08056-CAL5	500	91807	1.575	9.42
9E08056-CAL6	1000	167550	1.490	9.43
9E08056-CAL7	2000	291628	1.402	9.43
9E08056-CAL8	4000	526270	1.297	9.44
9E08056-CAL9	6000	719060	1.193	9.45
9E08056-CALA	8000	895747	1.151	9.46

AVE RF **1.399** RF RSD **11.07** AVE RT **9.43**

1,3-Dinitrobenzene

Curve Fit: **AVERAGE RF**

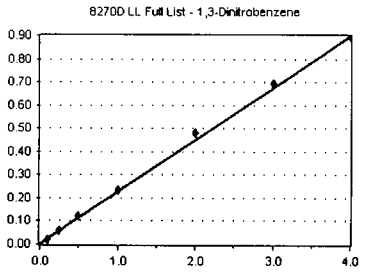

Standard	Concentration	Response	Response Factor	RT
~~9E08056-CAL1~~	~~20~~	~~110~~	~~0.048~~	~~9.46~~
~~9E08056-CAL2~~	~~50~~	~~617~~	~~0.105~~	~~9.45~~
~~9E08056-CAL3~~	~~100~~	~~1664~~	~~0.139~~	~~9.45~~
9E08056-CAL4	200	4229	0.172	9.45
9E08056-CAL5	500	13273	0.228	9.45
9E08056-CAL6	1000	27406	0.244	9.46
9E08056-CAL7	2000	48772	0.234	9.46
9E08056-CAL8	4000	97308	0.240	9.47
9E08056-CAL9	6000	139435	0.231	9.48
9E08056-CALA	8000	173847	0.223	9.49

AVE RF **0.225** RF RSD **10.70** AVE RT **9.47**

2,6-Dinitrotoluene

Curve Fit: **AVERAGE RF**

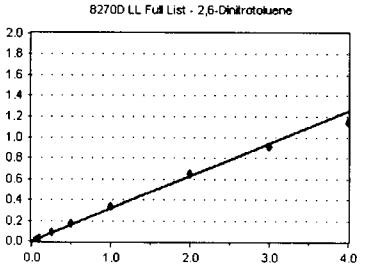

Standard	Concentration	Response	Response Factor	RT
~~9E08056-CAL1~~	~~20~~	~~309~~	~~0.134~~	~~9.48~~
~~9E08056-CAL2~~	~~50~~	~~1045~~	~~0.178~~	~~9.48~~
9E08056-CAL3	100	2837	0.238	9.48
9E08056-CAL4	200	7570	0.309	9.48
9E08056-CAL5	500	20865	0.358	9.48
9E08056-CAL6	1000	39367	0.350	9.49
9E08056-CAL7	2000	70090	0.337	9.49
9E08056-CAL8	4000	131486	0.324	9.50
9E08056-CAL9	6000	182024	0.302	9.51
9E08056-CALA	8000	222349	0.286	9.51

AVE RF **0.313** RF RSD **12.48** AVE RT **9.49**

1,2-Dinitrobenzene

Curve Fit: **AVERAGE RF**

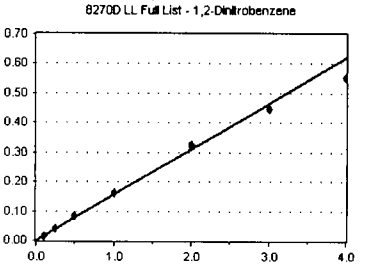

Standard	Concentration	Response	Response Factor	RT
~~9E08056-CAL1~~	~~20~~	~~108~~	~~4.684~~	~~9.54~~
~~9E08056-CAL2~~	~~50~~	~~519~~	~~0.088~~	~~9.54~~
~~9E08056-CAL3~~	~~100~~	~~1261~~	~~0.106~~	~~9.54~~
9E08056-CAL4	200	3477	0.142	9.54
9E08056-CAL5	500	9375	0.161	9.54
9E08056-CAL6	1000	19142	0.170	9.55
9E08056-CAL7	2000	34100	0.164	9.55
9E08056-CAL8	4000	65816	0.162	9.56
9E08056-CAL9	6000	89987	0.149	9.57
9E08056-CALA	8000	107372	0.138	9.58

AVE RF **0.155** RF RSD **7.87** AVE RT **9.56**

Element Calibration Review Sheet

Calibration ID: **A9E1009** Instrument: **SV-GCMS9** Calibration Date: **05/10/2019**

Analysis: **8270D LL Full List** Instrument Cal ID: **A9E1009**

Acenaphthylene

Curve Fit: **AVERAGE RF**

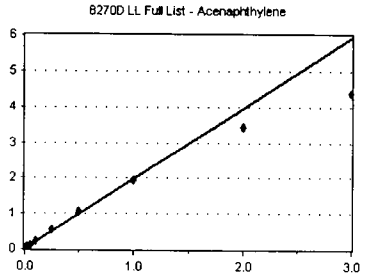

Standard	Concentration	Response	Response Factor	RT
9E08056-CAL1	20	4296	1.863	9.57
9E08056-CAL2	50	11830	2.011	9.57
9E08056-CAL3	100	26148	2.189	9.57
9E08056-CAL4	200	54704	2.231	9.57
9E08056-CAL5	500	129518	2.222	9.57
9E08056-CAL6	1000	242796	2.160	9.57
9E08056-CAL7	2000	407881	1.961	9.57
9E08056-CAL8	4000	694303	1.711	9.58
9E08056-CAL9	6000	879320	1.459	9.59
~~9E08056-CALA~~	~~8000~~	~~984732~~	~~1.265~~	~~9.59~~

AVE RF **1.978** RF RSD **13.33** AVE RT **9.57**

Acenaphthene-d10 (ISTD)

Curve Fit: **AVERAGE RF**

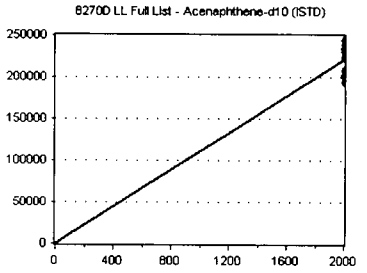

Standard	Concentration	Response	Response Factor	RT
9E08056-CAL1	2000	230578	115.289	9.71
9E08056-CAL2	2000	235336	117.668	9.71
9E08056-CAL3	2000	238866	119.433	9.71
9E08056-CAL4	2000	245169	122.585	9.71
9E08056-CAL5	2000	233204	116.602	9.71
9E08056-CAL6	2000	224844	112.422	9.72
9E08056-CAL7	2000	208028	104.014	9.72
9E08056-CAL8	2000	202901	101.450	9.72
9E08056-CAL9	2000	200935	100.468	9.72
9E08056-CALA	2000	194593	97.296	9.72

AVE RF **110.723** RF RSD **8.19** AVE RT **9.72**

Acenaphthene

Curve Fit: **AVERAGE RF**

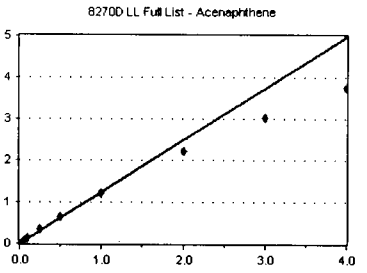

Standard	Concentration	Response	Response Factor	RT
9E08056-CAL1	20	2971	1.289	9.75
9E08056-CAL2	50	8352	1.420	9.75
9E08056-CAL3	100	16799	1.407	9.75
9E08056-CAL4	200	34142	1.393	9.75
9E08056-CAL5	500	79978	1.372	9.75
9E08056-CAL6	1000	146889	1.307	9.75
9E08056-CAL7	2000	254388	1.223	9.75
9E08056-CAL8	4000	449192	1.107	9.76
9E08056-CAL9	6000	608926	1.010	9.76
9E08056-CALA	8000	730149	0.938	9.76

AVE RF **1.246** RF RSD **13.87** AVE RT **9.75**

2,4-Dinitrophenol

Curve Fit: **QUADRATIC: Weighting: (1/a^2), Origin: Ignore**

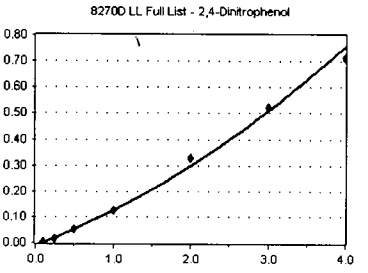

Standard	Concentration	Response	Response Factor	RT
~~9E08056-CAL1~~	~~20~~	~~0~~	~~0.000~~	~~0.00~~
~~9E08056-CAL2~~	~~50~~	~~0~~	~~0.000~~	~~0.00~~
~~9E08056-CAL3~~	~~100~~	~~124~~	~~1.038~~	~~9.77~~
9E08056-CAL4	200	725	2.957	9.77
9E08056-CAL5	500	3835	6.578	9.76
9E08056-CAL6	1000	12133	0.108	9.77
9E08056-CAL7	2000	25811	0.124	9.77
9E08056-CAL8	4000	66685	0.164	9.78
9E08056-CAL9	6000	105311	0.175	9.78
9E08056-CALA	8000	138854	0.178	9.79

AVE RF **0.121** RF RSD **47.41** AVE RT **9.77**

Element Calibration Review Sheet

Calibration ID: **A9E1009** Instrument: **SV-GCMS9** Calibration Date: **05/10/2019**

Analysis: **8270D LL Full List** Instrument Cal ID: **A9E1009**

4-Nitrophenol

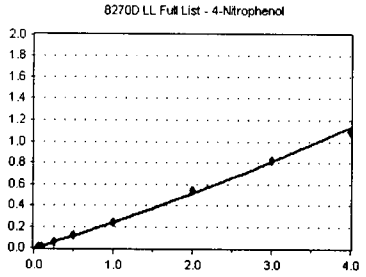

Curve Fit: **QUADRATIC: Weighting: (1/a^2), Origin: Ignore**

Standard	Concentration	Response	Response Factor	RT
~~9E08056-CAL1~~	~~20~~	~~173~~	~~7.503~~	~~9.85~~
~~9E08056-CAL2~~	~~50~~	~~405~~	~~6.884~~	~~9.84~~
9E08056-CAL3	100	1299	0.109	9.84
9E08056-CAL4	200	3537	0.144	9.84
9E08056-CAL5	500	11649	0.200	9.83
9E08056-CAL6	1000	26763	0.238	9.83
9E08056-CAL7	2000	48681	0.234	9.84
9E08056-CAL8	4000	110480	0.272	9.85
9E08056-CAL9	6000	165172	0.274	9.85
9E08056-CALA	8000	212171	0.273	9.86

AVE RF **0.218** RF RSD **28.71** AVE RT **9.84**

2,4-Dinitrotoluene

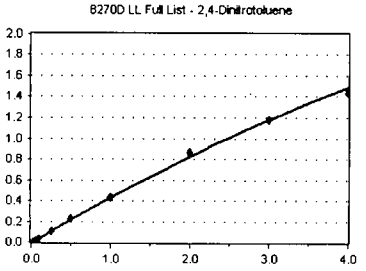

Curve Fit: **QUADRATIC: Weighting: (1/a^2), Origin: Ignore**

Standard	Concentration	Response	Response Factor	RT
~~9E08056-CAL1~~	~~20~~	~~414~~	~~0.180~~	~~9.90~~
9E08056-CAL2	50	1084	0.184	9.89
9E08056-CAL3	100	3069	0.257	9.89
9E08056-CAL4	200	8883	0.362	9.90
9E08056-CAL5	500	25345	0.435	9.90
9E08056-CAL6	1000	50363	0.448	9.90
9E08056-CAL7	2000	90563	0.435	9.90
9E08056-CAL8	4000	174398	0.430	9.91
9E08056-CAL9	6000	237610	0.394	9.92
9E08056-CALA	8000	279820	0.359	9.93

AVE RF **0.367** RF RSD **24.75** AVE RT **9.90**

Dibenzofuran

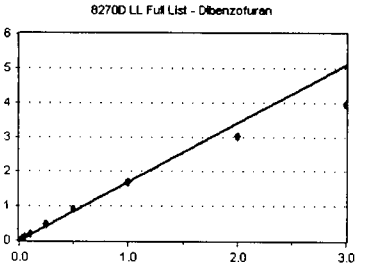

Curve Fit: **AVERAGE RF**

Standard	Concentration	Response	Response Factor	RT
9E08056-CAL1	20	3412	1.480	9.92
9E08056-CAL2	50	10231	1.739	9.92
9E08056-CAL3	100	21911	1.835	9.92
9E08056-CAL4	200	47089	1.921	9.92
9E08056-CAL5	500	113330	1.944	9.92
9E08056-CAL6	1000	206307	1.835	9.92
9E08056-CAL7	2000	351544	1.690	9.92
9E08056-CAL8	4000	609207	1.501	9.93
9E08056-CAL9	6000	796168	1.321	9.93
~~9E08056-CALA~~	~~8000~~	~~933154~~	~~1.199~~	~~9.94~~

AVE RF **1.696** RF RSD **12.81** AVE RT **9.92**

2,3,5,6-Tetrachlorophenol

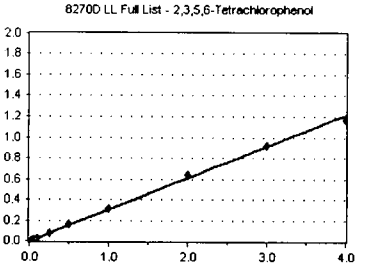

Curve Fit: **QUADRATIC: Weighting: (1/a^2), Origin: Ignore**

Standard	Concentration	Response	Response Factor	RT
~~9E08056-CAL1~~	~~20~~	~~213~~	~~9.238~~	~~10.01~~
9E08056-CAL2	50	720	0.122	10.01
9E08056-CAL3	100	1956	0.164	10.00
9E08056-CAL4	200	5912	0.241	10.00
9E08056-CAL5	500	17017	0.292	10.00
9E08056-CAL6	1000	35452	0.315	10.01
9E08056-CAL7	2000	64681	0.311	10.01
9E08056-CAL8	4000	128540	0.317	10.01
9E08056-CAL9	6000	183781	0.305	10.02
9E08056-CALA	8000	227276	0.292	10.02

AVE RF **0.262** RF RSD **27.46** AVE RT **10.01**

Element Calibration Review Sheet

Calibration ID: **A9E1009** Instrument: **SV-GCMS9** Calibration Date: **05/10/2019**

Analysis: **8270D LL Full List** Instrument Cal ID: **A9E1009**

2,3,4,6-Tetrachlorophenol

Curve Fit: **QUADRATIC: Weighting: (1/a^2), Origin: Ignore**

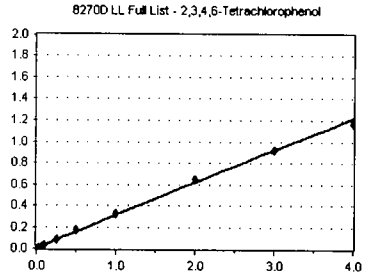

Standard	Concentration	Response	Response Factor	RT
9E08056-CAL1	20	352	0.153	10.05
9E08056-CAL2	50	1085	0.184	10.05
9E08056-CAL3	100	3032	0.254	10.05
9E08056-CAL4	200	7180	0.293	10.05
9E08056-CAL5	500	19079	0.327	10.05
9E08056-CAL6	1000	38150	0.339	10.05
9E08056-CAL7	2000	68233	0.328	10.05
9E08056-CAL8	4000	131983	0.325	10.06
9E08056-CAL9	6000	183789	0.305	10.06
9E08056-CALA	8000	226177	0.291	10.07

AVE RF **0.280** RF RSD **22.92** AVE RT **10.05**

2,3,5-Trimethylnaphthalene

Curve Fit: **AVERAGE RF**

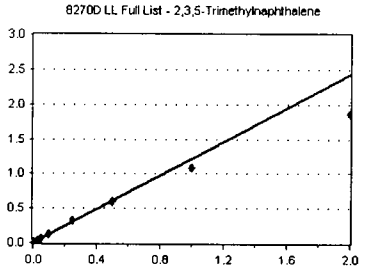

Standard	Concentration	Response	Response Factor	RT
9E08056-CAL1	20	2925	1.269	10.13
9E08056-CAL2	50	7475	1.271	10.13
9E08056-CAL3	100	15984	1.338	10.13
9E08056-CAL4	200	31957	1.303	10.13
9E08056-CAL5	500	76253	1.308	10.13
9E08056-CAL6	1000	135724	1.207	10.13
9E08056-CAL7	2000	226222	1.087	10.14
9E08056-CAL8	4000	377414	0.930	10.14
~~9E08056-CAL9~~	~~6000~~	~~492303~~	~~0.817~~	~~10.15~~
~~9E08056-CALA~~	~~8000~~	~~595050~~	~~0.764~~	~~10.15~~

AVE RF **1.214** RF RSD **11.44** AVE RT **10.13**

Diethylphthalate

Curve Fit: **AVERAGE RF**

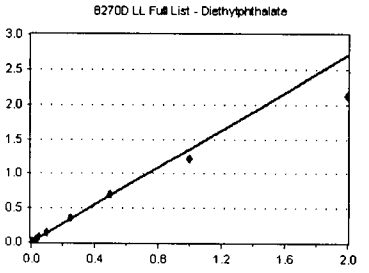

Standard	Concentration	Response	Response Factor	RT
9E08056-CAL1	20	3091	1.341	10.13
9E08056-CAL2	50	8249	1.402	10.13
9E08056-CAL3	100	17729	1.484	10.13
9E08056-CAL4	200	36994	1.509	10.13
9E08056-CAL5	500	84929	1.457	10.14
9E08056-CAL6	1000	154986	1.379	10.14
9E08056-CAL7	2000	252775	1.215	10.14
9E08056-CAL8	4000	430062	1.060	10.15
~~9E08056-CAL9~~	~~6000~~	~~560826~~	~~0.930~~	~~10.16~~
~~9E08056-CALA~~	~~8000~~	~~666758~~	~~0.857~~	~~10.16~~

AVE RF **1.356** RF RSD **11.17** AVE RT **10.14**

Carbazole

Curve Fit: **AVERAGE RF**

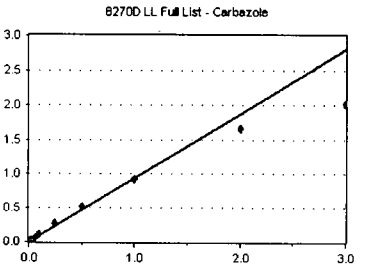

Standard	Concentration	Response	Response Factor	RT
9E08056-CAL1	20	3928	0.881	11.46
9E08056-CAL2	50	10615	0.949	11.45
9E08056-CAL3	100	22432	1.015	11.45
9E08056-CAL4	200	48320	1.061	11.45
9E08056-CAL5	500	116650	1.074	11.45
9E08056-CAL6	1000	218760	1.029	11.46
9E08056-CAL7	2000	364563	0.920	11.46
9E08056-CAL8	4000	666936	0.824	11.46
9E08056-CAL9	6000	822554	0.671	0.00
~~9E08056-CALA~~	~~8000~~	~~892838~~	~~0.563~~	~~0.00~~

AVE RF **0.936** RF RSD **13.91** AVE RT **10.18**

Element Calibration Review Sheet

Calibration ID: **A9E1009** Instrument: **SV-GCMS9** Calibration Date: **05/10/2019**

Analysis: **8270D LL Full List** Instrument Cal ID: **A9E1009**

4-Chlorophenyl phenyl ether

Curve Fit: **AVERAGE RF**

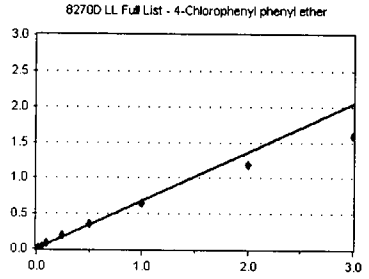

Standard	Concentration	Response	Response Factor	RT
9E08056-CAL1	20	1452	0.630	10.26
9E08056-CAL2	50	4291	0.729	10.26
9E08056-CAL3	100	9040	0.757	10.26
9E08056-CAL4	200	19218	0.784	10.26
9E08056-CAL5	500	44439	0.762	10.26
9E08056-CAL6	1000	79614	0.708	10.26
9E08056-CAL7	2000	136404	0.656	10.26
9E08056-CAL8	4000	239379	0.590	10.27
9E08056-CAL9	6000	319658	0.530	10.27
~~9E08056-CALA~~	~~8000~~	~~378804~~	~~0.487~~	~~10.28~~

AVE RF **0.683** RF RSD **12.71** AVE RT **10.26**

Fluorene

Curve Fit: **AVERAGE RF**

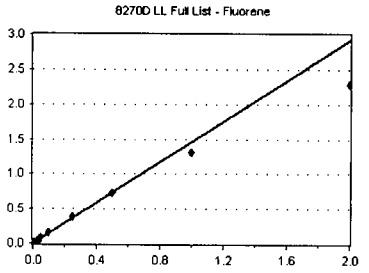

Standard	Concentration	Response	Response Factor	RT
9E08056-CAL1	20	3504	1.520	10.27
9E08056-CAL2	50	8897	1.512	10.26
9E08056-CAL3	100	19156	1.604	10.26
9E08056-CAL4	200	38831	1.584	10.27
9E08056-CAL5	500	91858	1.576	10.27
9E08056-CAL6	1000	163031	1.450	10.27
9E08056-CAL7	2000	271787	1.306	10.28
9E08056-CAL8	4000	463326	1.142	10.28
~~9E08056-CAL9~~	~~6000~~	~~605832~~	~~1.005~~	~~10.29~~
~~9E08056-CALA~~	~~8000~~	~~722035~~	~~0.928~~	~~10.29~~

AVE RF **1.462** RF RSD **10.99** AVE RT **10.27**

4-Nitroaniline

Curve Fit: **AVERAGE RF**

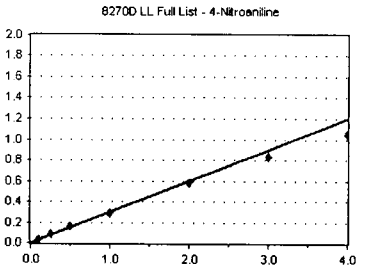

Standard	Concentration	Response	Response Factor	RT
~~9E08056-CAL1~~	~~20~~	~~396~~	~~0.172~~	~~10.28~~
~~9E08056-CAL2~~	~~50~~	~~1270~~	~~0.216~~	~~10.28~~
~~9E08056-CAL3~~	~~100~~	~~2732~~	~~0.229~~	~~10.28~~
9E08056-CAL4	200	7673	0.313	10.28
9E08056-CAL5	500	19675	0.337	10.28
9E08056-CAL6	1000	36743	0.327	10.28
9E08056-CAL7	2000	59807	0.287	10.29
9E08056-CAL8	4000	119176	0.294	10.30
9E08056-CAL9	6000	166859	0.277	10.31
9E08056-CALA	8000	203360	0.261	10.32

AVE RF **0.300** RF RSD **9.17** AVE RT **10.29**

4,6-Dinitro-2-methylphenol

Curve Fit: **QUADRATIC: Weighting: (1/a^2), Origin: Ignore**

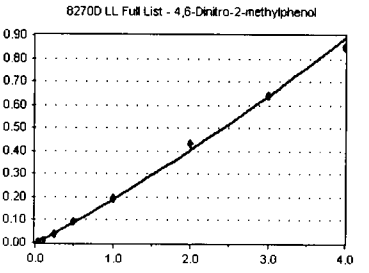

Standard	Concentration	Response	Response Factor	RT
~~9E08056-CAL1~~	~~20~~	~~0~~	~~0.000~~	~~0.00~~
~~9E08056-CAL2~~	~~50~~	~~217~~	~~3.688~~	~~10.31~~
9E08056-CAL3	100	760	0.064	10.31
9E08056-CAL4	200	2514	0.103	10.31
9E08056-CAL5	500	8901	0.153	10.31
9E08056-CAL6	1000	21051	0.187	10.31
9E08056-CAL7	2000	40019	0.192	10.32
9E08056-CAL8	4000	87463	0.216	10.33
9E08056-CAL9	6000	129071	0.214	10.34
9E08056-CALA	8000	165731	0.213	10.35

AVE RF **0.168** RF RSD **34.03** AVE RT **10.32**

Element Calibration Review Sheet

Calibration ID: **A9E1009** Instrument: **SV-GCMS9** Calibration Date: **05/10/2019**

Analysis: **8270D LL Full List** Instrument Cal ID: **A9E1009**

N-Nitrosodiphenylamine

Curve Fit: **AVERAGE RF**

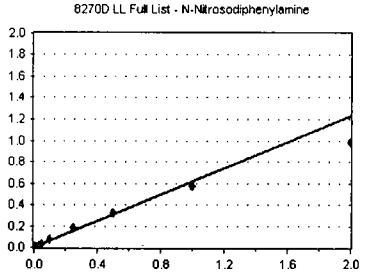

Standard	Concentration	Response	Response Factor	RT
9E08056-CAL1	20	2436	0.546	10.38
9E08056-CAL2	50	6367	0.569	10.38
9E08056-CAL3	100	14816	0.671	10.38
9E08056-CAL4	200	32443	0.713	10.38
9E08056-CAL5	500	78301	0.721	10.38
9E08056-CAL6	1000	139124	0.654	10.38
9E08056-CAL7	2000	227824	0.575	10.38
9E08056-CAL8	4000	398485	0.493	10.39
~~9E08056-CAL9~~	~~6000~~	~~527740~~	~~0.431~~	~~10.40~~
~~9E08056-CALA~~	~~8000~~	~~645120~~	~~0.407~~	~~10.40~~

AVE RF **0.618** RF RSD **13.51** AVE RT **10.38**

Azobenzene (1,2-DPH)

Curve Fit: **AVERAGE RF**

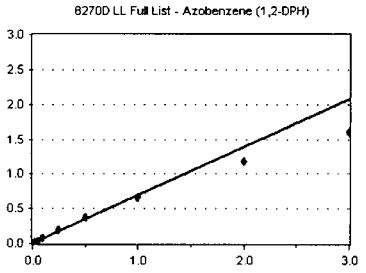

Standard	Concentration	Response	Response Factor	RT
9E08056-CAL1	20	2808	0.630	10.42
9E08056-CAL2	50	7675	0.686	10.42
9E08056-CAL3	100	17330	0.784	10.42
9E08056-CAL4	200	36434	0.800	10.42
9E08056-CAL5	500	87002	0.801	10.42
9E08056-CAL6	1000	156991	0.738	10.42
9E08056-CAL7	2000	264872	0.668	10.43
9E08056-CAL8	4000	481159	0.595	10.43
9E08056-CAL9	6000	656969	0.536	10.44
~~9E08056-CALA~~	~~8000~~	~~801688~~	~~0.506~~	~~10.44~~

AVE RF **0.693** RF RSD **13.73** AVE RT **10.42**

2,4,6-Tribromophenol (Surr)

Curve Fit: **AVERAGE RF**

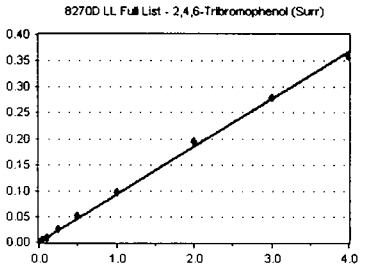

Standard	Concentration	Response	Response Factor	RT
~~9E08056-CAL1~~	~~20~~	~~296~~	~~6.639~~	~~10.52~~
9E08056-CAL2	50	790	7.066	10.52
9E08056-CAL3	100	1794	8.120	10.51
9E08056-CAL4	200	4189	9.201	10.51
9E08056-CAL5	500	11050	0.102	10.52
9E08056-CAL6	1000	22087	0.104	10.52
9E08056-CAL7	2000	38932	9.822	10.52
9E08056-CAL8	4000	78802	9.740	10.52
9E08056-CAL9	6000	114295	9.328	10.53
9E08056-CALA	8000	142560	8.992	10.53

AVE RF **9.204** RF RSD **11.41** AVE RT **10.52**

4-Bromophenyl phenyl ether

Curve Fit: **AVERAGE RF**

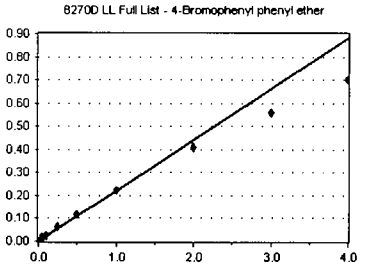

Standard	Concentration	Response	Response Factor	RT
9E08056-CAL1	20	976	0.219	10.76
9E08056-CAL2	50	2481	0.222	10.76
9E08056-CAL3	100	5435	0.246	10.76
9E08056-CAL4	200	10934	0.240	10.76
9E08056-CAL5	500	27078	0.249	10.76
9E08056-CAL6	1000	49801	0.234	10.76
9E08056-CAL7	2000	88111	0.222	10.76
9E08056-CAL8	4000	164575	0.203	10.77
9E08056-CAL9	6000	229006	0.187	10.77
9E08056-CALA	8000	278562	0.176	10.77

AVE RF **0.220** RF RSD **11.23** AVE RT **10.76**

Element Calibration Review Sheet

Calibration ID: **A9E1009** Instrument: **SV-GCMS9** Calibration Date: **05/10/2019**

Analysis: **8270D LL Full List** Instrument Cal ID: **A9E1009**

Hexachlorobenzene

Curve Fit: **AVERAGE RF**

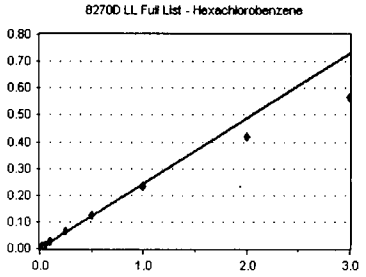

Standard	Concentration	Response	Response Factor	RT
9E08056-CAL1	20	1039	0.233	10.84
9E08056-CAL2	50	3112	0.278	10.84
9E08056-CAL3	100	6195	0.280	10.84
9E08056-CAL4	200	11859	0.260	10.84
9E08056-CAL5	500	28884	0.266	10.84
9E08056-CAL6	1000	52902	0.249	10.84
9E08056-CAL7	2000	92531	0.233	10.84
9E08056-CAL8	4000	169055	0.209	10.85
9E08056-CAL9	6000	231353	0.189	10.85
~~9E08056-CALA~~	~~8000~~	~~281208~~	~~0.177~~	~~10.85~~

AVE RF **0.244** RF RSD **12.77** AVE RT **10.84**

Pentachlorophenol (PCP)

Curve Fit: **QUADRATIC: Weighting: (1/a^2), Origin: Ignore**

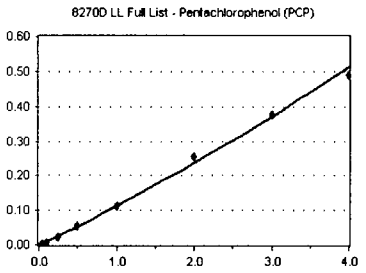

Standard	Concentration	Response	Response Factor	RT
~~9E08056-CAL1~~	~~20~~	~~515~~	~~0.116~~	~~11.03~~
~~9E08056-CAL2~~	~~50~~	~~782~~	~~6.994~~	~~11.04~~
9E08056-CAL3	100	1222	5.531	11.03
9E08056-CAL4	200	3055	6.710	11.04
9E08056-CAL5	500	10538	9.704	11.03
9E08056-CAL6	1000	23287	0.110	11.04
9E08056-CAL7	2000	45320	0.114	11.03
9E08056-CAL8	4000	103356	0.128	11.04
9E08056-CAL9	6000	153485	0.125	11.05
9E08056-CALA	8000	193595	0.122	11.05

AVE RF **0.102** RF RSD **26.74** AVE RT **11.04**

Phenanthrene-d10 (ISTD)

Curve Fit: **AVERAGE RF**

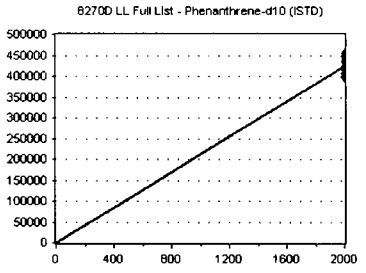

Standard	Concentration	Response	Response Factor	RT
9E08056-CAL1	2000	445843	222.922	11.22
9E08056-CAL2	2000	447217	223.608	11.22
9E08056-CAL3	2000	441856	220.928	11.22
9E08056-CAL4	2000	455298	227.649	11.22
9E08056-CAL5	2000	434358	217.179	11.22
9E08056-CAL6	2000	425173	212.587	11.22
9E08056-CAL7	2000	396363	198.182	11.22
9E08056-CAL8	2000	404511	202.255	11.23
9E08056-CAL9	2000	408419	204.210	11.23
9E08056-CALA	2000	396349	198.175	11.23

AVE RF **212.769** RF RSD **5.28** AVE RT **11.22**

Phenanthrene

Curve Fit: **AVERAGE RF**

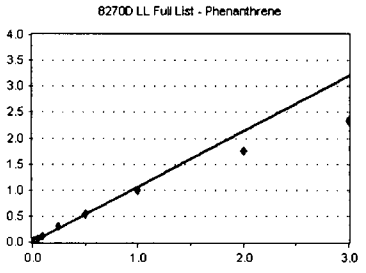

Standard	Concentration	Response	Response Factor	RT
9E08056-CAL1	20	5060	1.135	11.25
9E08056-CAL2	50	13230	1.183	11.24
9E08056-CAL3	100	26210	1.186	11.24
9E08056-CAL4	200	53865	1.183	11.24
9E08056-CAL5	500	127029	1.170	11.24
9E08056-CAL6	1000	232143	1.092	11.25
9E08056-CAL7	2000	398028	1.004	11.25
9E08056-CAL8	4000	712691	0.881	11.25
9E08056-CAL9	6000	956642	0.781	11.26
~~9E08056-CALA~~	~~8000~~	~~1153195~~	~~0.727~~	~~11.26~~

AVE RF **1.068** RF RSD **13.94** AVE RT **11.25**

Element Calibration Review Sheet

Calibration ID: **A9E1009** Instrument: **SV-GCMS9** Calibration Date: **05/10/2019**

Analysis: **8270D LL Full List** Instrument Cal ID: **A9E1009**

Anthracene

Curve Fit: **AVERAGE RF**

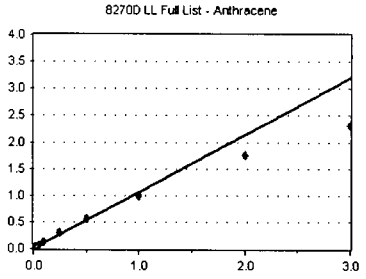

Standard	Concentration	Response	Response Factor	RT
9E08056-CAL1	20	5028	1.128	11.30
9E08056-CAL2	50	12760	1.141	11.30
9E08056-CAL3	100	26491	1.199	11.30
9E08056-CAL4	200	54658	1.200	11.30
9E08056-CAL5	500	128961	1.188	11.30
9E08056-CAL6	1000	235356	1.107	11.30
9E08056-CAL7	2000	397681	1.003	11.30
9E08056-CAL8	4000	710857	0.879	11.31
9E08056-CAL9	6000	942171	0.769	11.31
~~9E08056-CALA~~	~~8000~~	~~1111218~~	~~0.701~~	~~11.31~~

AVE RF **1.068** RF RSD **14.39** AVE RT **11.30**

Di-n-butylphthalate

Curve Fit: **AVERAGE RF**

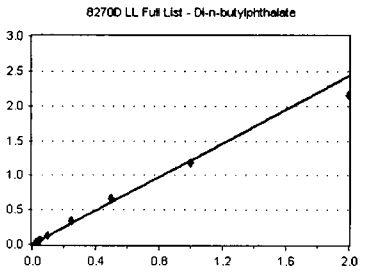

Standard	Concentration	Response	Response Factor	RT
~~9E08056-CAL1~~	~~20~~	~~4702~~	~~1.055~~	~~11.79~~
9E08056-CAL2	50	11962	1.070	11.79
9E08056-CAL3	100	26562	1.202	11.79
9E08056-CAL4	200	58030	1.275	11.79
9E08056-CAL5	500	147202	1.356	11.79
9E08056-CAL6	1000	281730	1.325	11.79
9E08056-CAL7	2000	471443	1.189	11.79
9E08056-CAL8	4000	869303	1.075	11.80
~~9E08056-CAL9~~	~~6000~~	~~1162762~~	~~0.949~~	~~11.80~~
~~9E08056-CALA~~	~~8000~~	~~1386560~~	~~0.875~~	~~11.80~~

AVE RF **1.213** RF RSD **9.34** AVE RT **11.79**

Fluoranthene

Curve Fit: **AVERAGE RF**

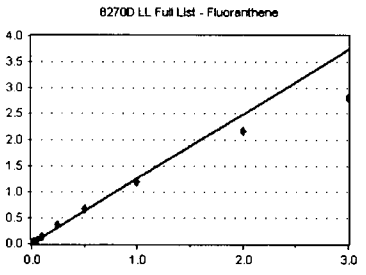

Standard	Concentration	Response	Response Factor	RT
9E08056-CAL1	20	5484	1.230	12.52
9E08056-CAL2	50	14115	1.262	12.52
9E08056-CAL3	100	29669	1.343	12.52
9E08056-CAL4	200	63551	1.396	12.52
9E08056-CAL5	500	155537	1.432	12.52
9E08056-CAL6	1000	287574	1.353	12.53
9E08056-CAL7	2000	475094	1.199	12.53
9E08056-CAL8	4000	874011	1.080	12.53
9E08056-CAL9	6000	1152260	0.940	12.54
~~9E08056-CALA~~	~~8000~~	~~1406107~~	~~0.887~~	~~12.54~~

AVE RF **1.248** RF RSD **12.71** AVE RT **12.53**

Benzidine

Curve Fit: **QUADRATIC: Weighting: (1/a), Origin: Ignore**

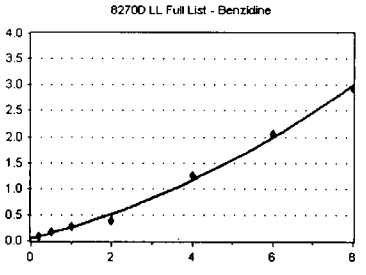

Standard	Concentration	Response	Response Factor	RT
~~9E08056-CAL1~~	~~40~~	~~5337~~	~~0.599~~	~~12.68~~
~~9E08056-CAL2~~	~~100~~	~~6670~~	~~0.298~~	~~12.68~~
~~9E08056-CAL3~~	~~200~~	~~14400~~	~~0.326~~	~~12.68~~
9E08056-CAL4	400	37553	0.412	12.68
9E08056-CAL5	1000	76984	0.354	12.68
9E08056-CAL6	2000	119397	0.281	12.68
9E08056-CAL7	4000	153390	0.193	12.68
9E08056-CAL8	8000	507935	0.314	12.69
9E08056-CAL9	12000	835608	0.341	12.70
9E08056-CALA	16000	1165482	0.368	12.70

AVE RF **0.323** RF RSD **21.84** AVE RT **12.69**

Element Calibration Review Sheet

Calibration ID: **A9E1009** Instrument: **SV-GCMS9** Calibration Date: **05/10/2019**

Analysis: **8270D LL Full List** Instrument Cal ID: **A9E1009**

Pyrene

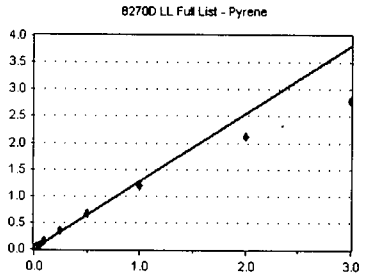

Curve Fit: **AVERAGE RF**

Standard	Concentration	Response	Response Factor	RT
9E08056-CAL1	20	5874	1.318	12.82
9E08056-CAL2	50	14957	1.338	12.82
9E08056-CAL3	100	31027	1.404	12.82
9E08056-CAL4	200	65571	1.440	12.82
9E08056-CAL5	500	154311	1.421	12.82
9E08056-CAL6	1000	286850	1.349	12.82
9E08056-CAL7	2000	468721	1.183	12.82
9E08056-CAL8	4000	853568	1.055	12.83
9E08056-CAL9	6000	1135183	0.926	12.84
~~9E08056-CALA~~	~~8000~~	~~1376701~~	~~0.868~~	~~12.84~~

AVE RF **1.270** RF RSD **14.05** AVE RT **12.82**

p-Terphenyl-d14 (Surr)

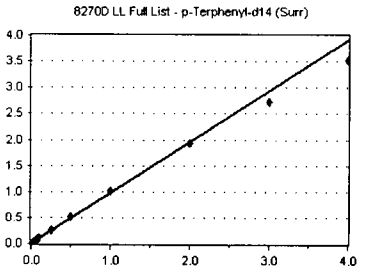

Curve Fit: **AVERAGE RF**

Standard	Concentration	Response	Response Factor	RT
9E08056-CAL1	20	4571	0.975	13.02
9E08056-CAL2	50	10935	0.930	13.02
9E08056-CAL3	100	23610	1.015	13.02
9E08056-CAL4	200	49759	1.037	13.02
9E08056-CAL5	500	118955	1.060	13.02
9E08056-CAL6	1000	219562	1.024	13.02
9E08056-CAL7	2000	356113	1.008	13.02
9E08056-CAL8	4000	667601	0.965	13.03
9E08056-CAL9	6000	884802	0.906	13.04
9E08056-CALA	8000	1074072	0.880	13.04

AVE RF **0.980** RF RSD **6.07** AVE RT **13.03**

Butyl benzyl phthalate

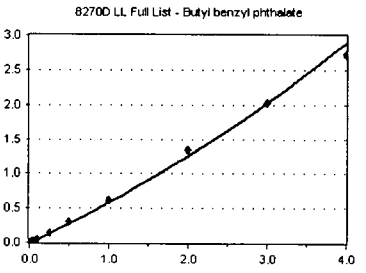

Curve Fit: **QUADRATIC: Weighting: (1/a^2), Origin: Ignore**

Standard	Concentration	Response	Response Factor	RT
9E08056-CAL1	20	1472	0.314	13.84
9E08056-CAL2	50	4377	0.372	13.84
9E08056-CAL3	100	9184	0.395	13.84
9E08056-CAL4	200	23562	0.491	13.84
9E08056-CAL5	500	63002	0.562	13.84
9E08056-CAL6	1000	128733	0.600	13.84
9E08056-CAL7	2000	219372	0.621	13.85
9E08056-CAL8	4000	466198	0.674	13.85
9E08056-CAL9	6000	660330	0.676	13.86
9E08056-CALA	8000	830873	0.681	13.86

AVE RF **0.539** RF RSD **25.48** AVE RT **13.85**

Bis(2-Ethylhexyl) adipate

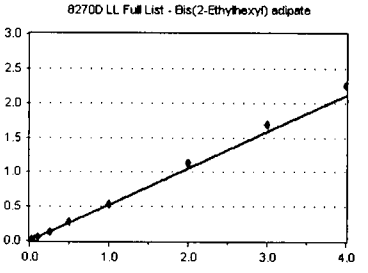

Curve Fit: **AVERAGE RF**

Standard	Concentration	Response	Response Factor	RT
9E08056-CAL1	20	2977	0.635	14.01
9E08056-CAL2	50	5191	0.442	14.01
9E08056-CAL3	100	10197	0.439	14.01
9E08056-CAL4	200	22694	0.473	14.01
9E08056-CAL5	500	56949	0.508	14.01
9E08056-CAL6	1000	114896	0.536	14.01
9E08056-CAL7	2000	191848	0.543	14.01
9E08056-CAL8	4000	395039	0.571	14.02
9E08056-CAL9	6000	550853	0.564	14.03
9E08056-CALA	8000	686647	0.563	14.03

AVE RF **0.527** RF RSD **11.82** AVE RT **14.02**

Element Calibration Review Sheet

Calibration ID: **A9E1009** Instrument: **SV-GCMS9** Calibration Date: **05/10/2019**

Analysis: **8270D LL Full List** Instrument Cal ID: **A9E1009**

3,3'-Dichlorobenzidine

Curve Fit: **QUADRATIC: Weighting: (1/a), Origin: Ignore**

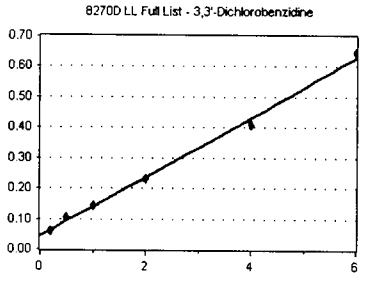

Standard	Concentration	Response	Response Factor	RT
~~9E08056-CAL1~~	~~40~~	~~2583~~	~~0.275~~	~~0.00~~
~~9E08056-CAL2~~	~~100~~	~~6262~~	~~0.266~~	~~0.00~~
~~9E08056-CAL3~~	~~200~~	~~13834~~	~~0.298~~	~~14.98~~
9E08056-CAL4	400	28902	0.301	14.99
9E08056-CAL5	1000	47477	0.212	14.99
9E08056-CAL6	2000	62412	0.145	14.99
9E08056-CAL7	4000	81995	0.116	15.00
9E08056-CAL8	8000	140872	0.102	15.01
9E08056-CAL9	12000	210131	0.108	15.02
~~9E08056-CALA~~	~~16000~~	~~287387~~	~~0.118~~	~~15.03~~

AVE RF **0.164** RF RSD **47.85** AVE RT **15.00**

Benz(a)anthracene

Curve Fit: **AVERAGE RF**

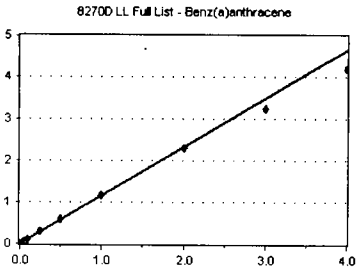

Standard	Concentration	Response	Response Factor	RT
9E08056-CAL1	20	5805	1.238	15.03
9E08056-CAL2	50	13479	1.147	15.03
9E08056-CAL3	100	26892	1.157	15.02
9E08056-CAL4	200	58075	1.210	15.03
9E08056-CAL5	500	138304	1.233	15.02
9E08056-CAL6	1000	257723	1.202	15.03
9E08056-CAL7	2000	409861	1.161	15.03
9E08056-CAL8	4000	790890	1.143	15.05
9E08056-CAL9	6000	1056377	1.081	15.06
9E08056-CALA	8000	1276068	1.046	15.06

AVE RF **1.162** RF RSD **5.39** AVE RT **15.04**

Chrysene-d12 (ISTD)

Curve Fit: **AVERAGE RF**

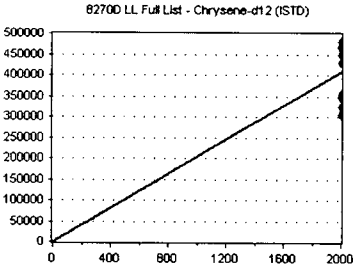

Standard	Concentration	Response	Response Factor	RT
9E08056-CAL1	2000	468796	234.398	15.05
9E08056-CAL2	2000	470097	235.048	15.05
9E08056-CAL3	2000	464995	232.498	15.05
9E08056-CAL4	2000	479919	239.960	15.05
9E08056-CAL5	2000	448745	224.373	15.05
9E08056-CAL6	2000	428978	214.489	15.06
9E08056-CAL7	2000	353171	176.585	15.06
9E08056-CAL8	2000	346046	173.023	15.07
9E08056-CAL9	2000	325607	162.804	15.08
9E08056-CALA	2000	305019	152.510	15.09

AVE RF **204.569** RF RSD **16.76** AVE RT **15.06**

Chrysene

Curve Fit: **AVERAGE RF**

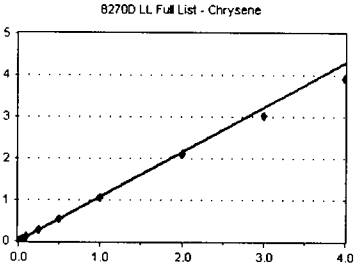

Standard	Concentration	Response	Response Factor	RT
9E08056-CAL1	20	5174	1.104	15.11
9E08056-CAL2	50	12647	1.076	15.11
9E08056-CAL3	100	25625	1.102	15.11
9E08056-CAL4	200	53969	1.125	15.11
9E08056-CAL5	500	126427	1.127	15.11
9E08056-CAL6	1000	231498	1.079	15.12
9E08056-CAL7	2000	375111	1.062	15.12
9E08056-CAL8	4000	726806	1.050	15.13
9E08056-CAL9	6000	987765	1.011	15.15
9E08056-CALA	8000	1196829	0.981	15.16

AVE RF **1.072** RF RSD **4.43** AVE RT **15.12**

Element Calibration Review Sheet

Calibration ID: **A9E1009** Instrument: **SV-GCMS9** Calibration Date: **05/10/2019**

Analysis: **8270D LL Full List** Instrument Cal ID: **A9E1009**

Bis(2-ethylhexyl)phthalate

Curve Fit: **AVERAGE RF**

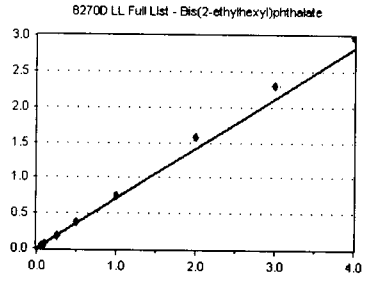

Standard	Concentration	Response	Response Factor	RT
~~9E08056-CAL1~~	~~20~~	~~1776~~	~~0.379~~	~~15.18~~
~~9E08056-CAL2~~	~~50~~	~~5059~~	~~0.430~~	~~15.18~~
9E08056-CAL3	100	11680	0.502	15.18
9E08056-CAL4	200	29512	0.615	15.18
9E08056-CAL5	500	81848	0.730	15.18
9E08056-CAL6	1000	159937	0.746	15.18
9E08056-CAL7	2000	265428	0.752	15.19
9E08056-CAL8	4000	541901	0.783	15.19
9E08056-CAL9	6000	749108	0.767	15.20
9E08056-CALA	8000	911551	0.747	15.20

AVE RF **0.705** RF RSD **13.70** AVE RT **15.19**

Di-n-octyl phthalate

Curve Fit: **QUADRATIC: Weighting: (1/a^2), Origin: Ignore**

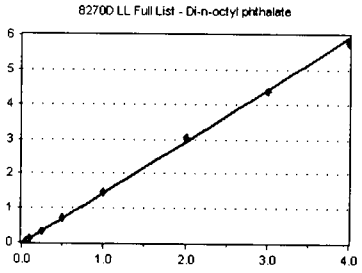

Standard	Concentration	Response	Response Factor	RT
~~9E08056-CAL1~~	~~20~~	~~2233~~	~~0.516~~	~~16.84~~
~~9E08056-CAL2~~	~~50~~	~~6475~~	~~0.593~~	~~16.84~~
9E08056-CAL3	100	14915	0.686	16.84
9E08056-CAL4	200	42140	0.939	16.84
9E08056-CAL5	500	132449	1.250	16.84
9E08056-CAL6	1000	284170	1.419	16.84
9E08056-CAL7	2000	490249	1.468	16.85
9E08056-CAL8	4000	1106017	1.530	16.86
9E08056-CAL9	6000	1544982	1.462	16.87
9E08056-CALA	8000	1949268	1.443	16.88

AVE RF **1.275** RF RSD **23.85** AVE RT **16.85**

Benzo(b)fluoranthene

Curve Fit: **QUADRATIC: Weighting: (1/a^2), Origin: Ignore**

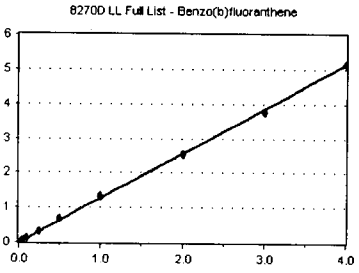

Standard	Concentration	Response	Response Factor	RT
9E08056-CAL1	20	4502	1.041	17.61
9E08056-CAL2	50	11686	1.070	17.61
9E08056-CAL3	100	23806	1.095	17.61
9E08056-CAL4	200	54791	1.221	17.61
9E08056-CAL5	500	139653	1.318	17.61
9E08056-CAL6	1000	268390	1.340	17.62
9E08056-CAL7	2000	444019	1.330	17.62
9E08056-CAL8	4000	916793	1.268	17.65
9E08056-CAL9	6000	1322262	1.251	17.67
9E08056-CALA	8000	1745814	1.292	17.67

AVE RF **1.223** RF RSD **9.23** AVE RT **17.63**

Benzo(b+k)fluoranthene(s)

Curve Fit: **QUADRATIC: Weighting: (1/a^2), Origin: Ignore**

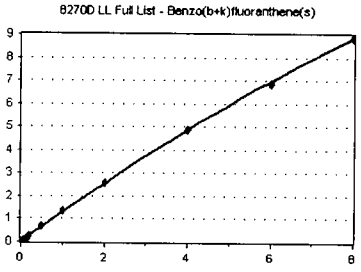

Standard	Concentration	Response	Response Factor	RT
9E08056-CAL1	40	8905	1.029	17.61
9E08056-CAL2	100	24677	1.130	17.68
9E08056-CAL3	200	50907	1.171	17.61
9E08056-CAL4	400	114689	1.278	17.61
9E08056-CAL5	1000	289741	1.367	17.68
9E08056-CAL6	2000	543058	1.356	17.69
9E08056-CAL7	4000	864585	1.294	17.69
9E08056-CAL8	8000	1749715	1.210	17.72
9E08056-CAL9	12000	2421312	1.146	17.74
9E08056-CALA	16000	2997124	1.109	17.75

AVE RF **1.209** RF RSD **9.25** AVE RT **17.68**

Element Calibration Review Sheet

Calibration ID: **A9E1009** Instrument: **SV-GCMS9** Calibration Date: **05/10/2019**

Analysis: **8270D LL Full List** Instrument Cal ID: **A9E1009**

Benzo(k)fluoranthene

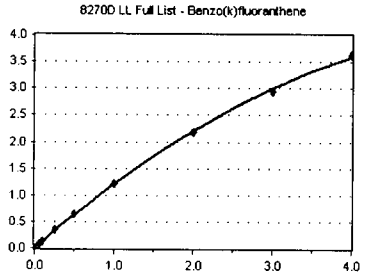

Curve Fit: **QUADRATIC: Weighting: (1/a^2), Origin: Ignore**

Standard	Concentration	Response	Response Factor	RT
9E08056-CAL1	20	4403	1.018	17.68
9E08056-CAL2	50	12101	1.108	17.68
9E08056-CAL3	100	25069	1.153	17.68
9E08056-CAL4	200	56932	1.268	17.68
9E08056-CAL5	500	142423	1.344	17.68
9E08056-CAL6	1000	262537	1.311	17.69
9E08056-CAL7	2000	401664	1.203	17.69
9E08056-CAL8	4000	788525	1.091	17.72
9E08056-CAL9	6000	1035740	0.980	17.74
9E08056-CALA	8000	1226693	0.908	17.75

AVE RF **1.138** RF RSD **12.73** AVE RT **17.70**

Benzo(e)pyrene

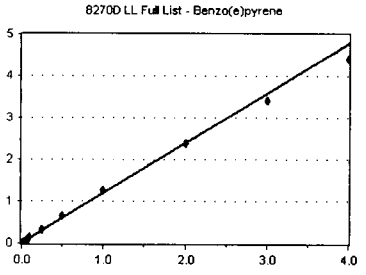

Curve Fit: **AVERAGE RF**

Standard	Concentration	Response	Response Factor	RT
9E08056-CAL1	20	4695	1.085	18.27
9E08056-CAL2	50	12373	1.133	18.27
9E08056-CAL3	100	25730	1.184	18.27
9E08056-CAL4	200	55890	1.245	18.27
9E08056-CAL5	500	140018	1.321	18.27
9E08056-CAL6	1000	259798	1.297	18.28
9E08056-CAL7	2000	421328	1.262	18.28
9E08056-CAL8	4000	863719	1.195	18.30
9E08056-CAL9	6000	1199867	1.135	18.32
9E08056-CALA	8000	1487060	1.101	18.34

AVE RF **1.196** RF RSD **6.93** AVE RT **18.29**

Benzo(a)pyrene

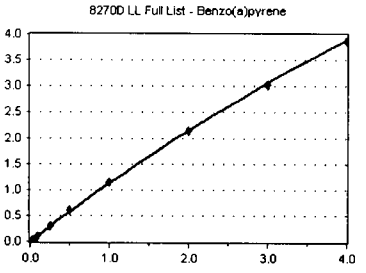

Curve Fit: **QUADRATIC: Weighting: (1/a^2), Origin: Ignore**

Standard	Concentration	Response	Response Factor	RT
9E08056-CAL1	20	3596	0.831	18.38
9E08056-CAL2	50	10371	0.950	18.39
9E08056-CAL3	100	21986	1.011	18.38
9E08056-CAL4	200	49339	1.099	18.38
9E08056-CAL5	500	129040	1.218	18.39
9E08056-CAL6	1000	245703	1.227	18.39
9E08056-CAL7	2000	383125	1.147	18.41
9E08056-CAL8	4000	770441	1.066	18.43
9E08056-CAL9	6000	1066798	1.009	18.45
9E08056-CALA	8000	1307681	0.968	18.46

AVE RF **1.053** RF RSD **11.81** AVE RT **18.41**

Perylene-d12 (ISTD)

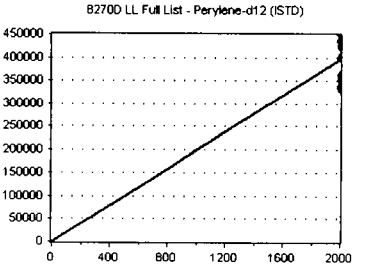

Curve Fit: **AVERAGE RF**

Standard	Concentration	Response	Response Factor	RT
9E08056-CAL1	2000	432537	216.268	18.54
9E08056-CAL2	2000	436889	218.445	18.54
9E08056-CAL3	2000	434795	217.398	18.53
9E08056-CAL4	2000	448879	224.440	18.54
9E08056-CAL5	2000	423882	211.941	18.54
9E08056-CAL6	2000	400554	200.277	18.54
9E08056-CAL7	2000	333963	166.982	18.54
9E08056-CAL8	2000	361418	180.709	18.56
9E08056-CAL9	2000	352282	176.141	18.57
9E08056-CALA	2000	337687	168.843	18.57

AVE RF **198.144** RF RSD **11.43** AVE RT **18.55**

Element Calibration Review Sheet

Calibration ID: **A9E1009** Instrument: **SV-GCMS9** Calibration Date: **05/10/2019**

Analysis: **8270D LL Full List** Instrument Cal ID: **A9E1009**

Perylene

Curve Fit: **AVERAGE RF**

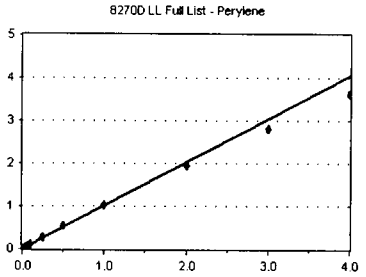

Standard	Concentration	Response	Response Factor	RT
9E08056-CAL1	20	4452	1.029	18.59
9E08056-CAL2	50	10773	0.986	18.59
9E08056-CAL3	100	22641	1.041	18.59
9E08056-CAL4	200	46507	1.036	18.59
9E08056-CAL5	500	116376	1.098	18.59
9E08056-CAL6	1000	216265	1.080	18.60
9E08056-CAL7	2000	344990	1.033	18.61
9E08056-CAL8	4000	705720	0.976	18.63
9E08056-CAL9	6000	989986	0.937	18.65
9E08056-CALA	8000	1226461	0.908	18.66

AVE RF **1.013** RF RSD **5.95** AVE RT **18.61**

Dibenz(a,h)anthracene-d14 (ISTD

Curve Fit: **AVERAGE RF**

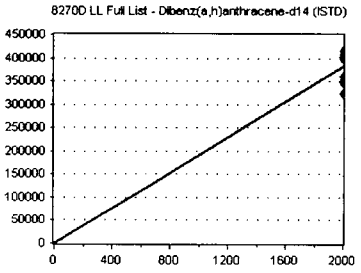

Standard	Concentration	Response	Response Factor	RT
9E08056-CAL1	2000	400350	200.175	20.92
9E08056-CAL2	2000	403848	201.924	20.92
9E08056-CAL3	2000	409849	204.925	20.92
9E08056-CAL4	2000	416516	208.258	20.92
9E08056-CAL5	2000	408680	204.340	20.92
9E08056-CAL6	2000	399119	199.560	20.92
9E08056-CAL7	2000	322705	161.353	20.93
9E08056-CAL8	2000	360190	180.095	20.95
9E08056-CAL9	2000	359354	179.677	20.96
9E08056-CALA	2000	348077	174.038	20.96

AVE RF **191.434** RF RSD **8.46** AVE RT **20.93**

Indeno(1,2,3-cd)pyrene

Curve Fit: **AVERAGE RF**

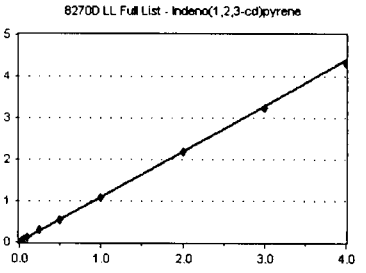

Standard	Concentration	Response	Response Factor	RT
9E08056-CAL1	20	4515	1.128	20.91
9E08056-CAL2	50	10988	1.088	20.91
9E08056-CAL3	100	22712	1.108	20.91
9E08056-CAL4	200	45199	1.085	20.91
9E08056-CAL5	500	116104	1.136	20.92
9E08056-CAL6	1000	217807	1.091	20.92
9E08056-CAL7	2000	348943	1.081	20.94
9E08056-CAL8	4000	792468	1.100	20.96
9E08056-CAL9	6000	1164266	1.080	20.98
9E08056-CALA	8000	1508870	1.084	21.00

AVE RF **1.098** RF RSD **1.82** AVE RT **20.94**

Dibenz(a,h)anthracene

Curve Fit: **AVERAGE RF**

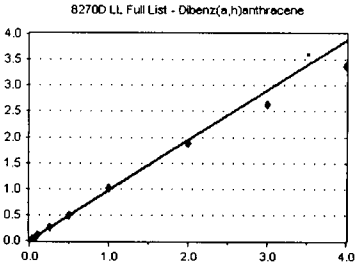

Standard	Concentration	Response	Response Factor	RT
9E08056-CAL1	20	3890	0.972	20.97
9E08056-CAL2	50	9885	0.979	20.99
9E08056-CAL3	100	20562	1.003	20.98
9E08056-CAL4	200	43093	1.035	20.98
9E08056-CAL5	500	106785	1.045	20.98
9E08056-CAL6	1000	199329	0.999	20.99
9E08056-CAL7	2000	325096	1.007	20.99
9E08056-CAL8	4000	675316	0.937	21.02
9E08056-CAL9	6000	945959	0.877	21.04
9E08056-CALA	8000	1170463	0.841	21.06

AVE RF **0.970** RF RSD **6.84** AVE RT **21.00**

Element Calibration Review Sheet

Calibration ID: **A9E1009** Instrument: **SV-GCMS9** Calibration Date: **05/10/2019**

Analysis: **8270D LL Full List** Instrument Cal ID: **A9E1009**

Benzo(g,h,i)perylene

Curve Fit: **AVERAGE RF**

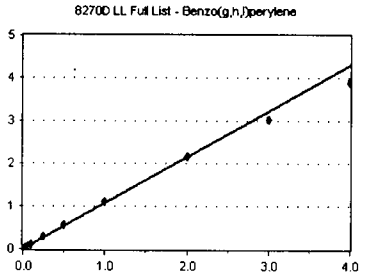

Standard	Concentration	Response	Response Factor	RT
9E08056-CAL1	20	4035	1.008	21.45
9E08056-CAL2	50	10510	1.041	21.45
9E08056-CAL3	100	22018	1.074	21.45
9E08056-CAL4	200	46913	1.126	21.45
9E08056-CAL5	500	120043	1.175	21.45
9E08056-CAL6	1000	226164	1.133	21.46
9E08056-CAL7	2000	360991	1.119	21.47
9E08056-CAL8	4000	777615	1.079	21.50
9E08056-CAL9	6000	1089470	1.011	21.52
9E08056-CALA	8000	1353653	0.972	21.53

AVE RF **1.074** RF RSD **6.08** AVE RT **21.47**

Compound List Report SV-GCMS9

Method Path : T:\methods\
Method File : SV9_050819.M
Title : EPA 8270D: Semivolatile Organics
Last Update : Thu May 09 12:25:58 2019
Response Via : Initial Calibration

JR 5/9/19

Total Cpnds : 97

PK#		Compound Name	QIon	Exp_RT	Rel_RT	Cal	#Qual	A/H	ID
1	I	1,4-Dichlorobenzene-d4 (ISTD)	152	6.697	1.000	A	2	A	R
2	T	N-Nitrosodimethylamine	74	4.172	0.623	A	2	A	R
3	T	Pyridine	79	4.183	0.625	A	2	A	R
4	S	2-Fluorophenol (Surr)	112	5.467	0.816	A	1	A	R
5	S	Phenol-d6 (Surr)	99	6.338	0.946	A	2	A	R
6	T	Phenol	94	6.354	0.949	A	2	A	R
7	T	Aniline	93	6.381	0.953	A	2	A	R
8	T	Bis(2-chloroethyl) ether	93	6.435	0.961	A	2	A	R
9	T	2-Chlorophenol	128	6.499	0.970	A	2	A	R
10	T	1,3-Dichlorobenzene	146	6.643	0.992	A	2	A	R
11	T	1,4-Dichlorobenzene	146	6.713	1.002	A	2	A	R
12	T	Benzyl alcohol	108	6.825	1.019	Q	2	A	R
13	T	1,2-Dichlorobenzene	146	6.863	1.025	A	2	A	R
14	T	2-Methylphenol	107	6.932	1.035	A	2	A	R
15	T	2,2'-Oxybis(1-Chloropropane)	45	6.954	1.038	A	2	A	R
16	T	N-Nitrosodi-n-propylamine	70	7.077	1.057	A	2	A	R
17	T	3+4-Methylphenol	107	7.077	1.057	A	3	A	R
18	T	Hexachloroethane	201	7.194	1.074	A	2	A	R
19	S	Nitrobenzene-d5 (Surr)	82	7.232	1.080	A	2	A	R
20	T	Nitrobenzene	77	7.248	1.082	A	2	A	R
21	I	Naphthalene-d8 (ISTD)	136	7.948	1.000	A	1	A	R
22	T	Isophorone	82	7.483	0.941	A	2	A	R
23	T	2-Nitrophenol	139	7.563	0.952	A	2	A	R
24	T	2,4-Dimethylphenol	122	7.600	0.956	A	2	A	R
25	T	Bis(2-chloroethoxy) methane	93	7.686	0.967	A	2	A	R
26	T	Benzoic acid	105	7.696	0.968	Q	2	A	R
27	T	2,4-Dichlorophenol	162	7.803	0.982	Q	2	A	R
28	T	1,2,4-Trichlorobenzene	180	7.890	0.993	A	2	A	R
29	T	Naphthalene	128	7.970	1.003	A	1	A	R
30	T	4-Chloroaniline	127	8.023	1.009	A	2	A	R
31	T	Hexachlorobutadiene	225	8.098	1.019	A	2	A	R
32	T	4-Chloro-3-methylphenol	107	8.493	1.069	Q	2	A	R
33	T	2-Methylnaphthalene	142	8.659	1.089	A	2	A	R
34	T	1-Methylnaphthalene	142	8.761	1.102	A	2	A	R
35	I	Acenaphthene-d10 (ISTD)	162	9.719	1.000	A	2	A	R
36	T	Hexachlorocyclopentadiene	237	8.825	0.908	Q	2	A	R
37	T	2,4,6-Trichlorophenol	196	8.943	0.920	Q	2	A	R
38	T	2,4,5-Trichlorophenol	198	8.980	0.924	Q	2	A	R
39	T	1,1'-Biphenyl	154	9.125	0.939	A	2	A	R
40	S	2-Fluorobiphenyl (Surr)	172	9.023	0.928	A	2	A	R
41	T	2-Chloronaphthalene	162	9.151	0.942	A	2	A	R
42	T	2-Nitroaniline	138	9.248	0.952	A	2	A	R
43	T	2,6-Dimethylnaphthalene	156	9.285	0.955	A	2	A	R
44	T	1,4-Dinitrobenzene	168	9.376	0.965	Q	2	A	R
45	T	Dimethyl phthalate	163	9.425	0.970	A	2	A	R
46	T	1,3-Dinitrobenzene	168	9.456	0.973	A	2	A	R
47	T	2,6-Dinitrotoluene	165	9.488	0.976	A	2	A	R
48	T	1,2-Dinitrobenzene	168	9.547	0.982	A	2	A	R
49	T	Acenaphthylene	152	9.574	0.985	A	2	A	R
50	T	3-Nitroaniline	138	9.665	0.994	Q	2	A	R
51	T	Acenaphthene	153	9.751	1.003	A	2	A	R
52	T	2,4-Dinitrophenol	184	9.766	1.005	Q	2	A	R
53	T	4-Nitrophenol	139	9.831	1.012	Q	2	A	R
54	T	2,4-Dinitrotoluene	165	9.895	1.018	Q	2	A	R

55	T	Dibenzofuran	168	9.921	1.021	A	2	A	R
56	T	2,3,5,6-Tetrachlorophenol	232	10.007	1.030	Q	2	A	R
57	T	2,3,4,6-Tetrachlorophenol	232	10.050	1.034	Q	2	A	R
58	T	Diethyl phthalate	149	10.135	1.043	A	2	A	R
59	T	2,3,5-Trimethylnaphthalene	170	10.130	1.042	A	2	A	R
60	T	Fluorene	166	10.269	1.057	A	2	A	R
61	T	4-Chlorophenyl phenyl ether	204	10.258	1.055	A	2	A	R
62	T	4-Nitroaniline	138	10.280	1.058	A	2	A	R
63	T	4,6-Dinitro-2-methylphenol	198	10.312	1.061	Q	2	A	R
64	I	Phenanthrene-d10 (ISTD)	188	11.222	1.000	A	2	A	R
65	T	N-Nitrosodiphenylamine	169	10.376	0.925	A	2	A	R
66	T	Azobenzene (1,2-DPH)	77	10.419	0.928	A	2	A	R
67	S	2,4,6-Tribromophenol (Surr)	330	10.515	0.937	A	2	A	R
68	T	4-Bromophenyl phenyl ether	248	10.756	0.959	A	2	A	R
69	T	Hexachlorobenzene	284	10.841	0.966	A	2	A	R
70	T	Pentachlorophenol (PCP)	266	11.034	0.983	Q	2	A	R
71	T	Phenanthrene	178	11.248	1.002	A	2	A	R
72	T	Anthracene	178	11.296	1.007	A	2	A	R
73	T	Carbazole	167	11.457	1.021	A	2	A	R
74	T	Di-n-butyl phthalate	149	11.794	1.051	A	2	A	R
75	T	Fluoranthene	202	12.526	1.116	A	2	A	R
76	T	Benzidine	184	12.676	1.130	Q	2	A	R
77	T	Pyrene	202	12.820	1.142	A	2	A	R
78	I	Chrysene-d12 (ISTD)	240	15.057	1.000	A	2	A	R
79	S	Terphenyl-d14 (Surr)	244	13.024	0.865	A	2	A	R
80	T	Butyl benzyl phthalate	149	13.842	0.919	Q	2	A	R
81	T	Bis(2-ethylhexyl) adipate	129	14.014	0.931	A	2	A	R
82	T	3,3-Dichlorobenzidine	252	14.992	0.996	Q	2	A	R
83	T	Benz(a)anthracene	228	15.030	0.998	A	2	A	R
84	T	Chrysene	228	15.116	1.004	A	2	A	R
85	T	Bis(2-ethylhexyl) phthalate	149	15.179	1.008	A	2	A	R
86	I	Perylene-d12 (ISTD)	264	18.539	1.000	A	2	A	R
87	T	Di-n-octyl phthalate	149	16.843	0.909	Q	2	A	R
88	T	Benzo(b)fluoranthene	252	17.618	0.950	Q	2	A	R
89	T	Benzo(k)fluoranthene	252	17.688	0.954	Q	2	A	R
90	T	Benzo(b+k)fluoranthene	252	17.688	0.954	Q	2	A	R
91	T	Benzo(e)pyrene	252	18.277	0.986	A	2	A	R
92	T	Benzo(a)pyrene	252	18.394	0.992	Q	2	A	R
93	T	Perylene	252	18.597	1.003	A	2	A	B
94	I	Dibenz(a,h)Anthrcene-d14 (I...	292	20.924	1.000	A	1	A	B
95	T	Indeno(1,2,3-cd)pyrene	276	20.924	1.000	A	1	A	R
96	T	Dibenz(a,h)anthracene	278	20.988	1.003	A	2	A	R
97	T	Benzo(g,h,i)perylene	276	21.464	1.026	A	2	A	R

Cal A = Average L = Linear LO = Linear w/origin Q = Quad QO = Quad w/origin
#Qual = number of qualifiers
A/H = Area or Height
ID R = R.T. B = R.T. & Q Q = Qvalue L = Largest A = All

SV9_050819.M Thu May 09 13:09:14 2019

Response Factor Report SV-GCMS9

Method Path : T:\methods\
Method File : SV9_050819.M
Title : EPA 8270D: Semivolatile Organics
Last Update : Thu May 09 12:25:58 2019
Response Via : Initial Calibration

5/9/19

Calibration Files
20 =I05081919.D 50 =I05081920.D 100 =I05081921.D 200 =I05081922.D 500 =I05081923.D 1000=I05081924.D 2000=I05081925.D
4000=I05081926.D 6000=I05081927.D 8000=I05081928.D

		Compound	20	50	100	200	500	1000	2000	4000	6000	8000	Avg	%RSD
1)	I	1,4-Dichlorobenzen...	----------				ISTD							8.69
2)	T	N-Nitrosodimet...	1.211	0.973	0.975	0.931	0.938	0.919	0.976	1.007	1.030	1.035	0.999	8.42
3)	T	Pyridine	1.392	1.406	1.367	1.433	1.518	1.469	1.537	1.706	1.705	1.722	1.526	9.08
4)	S	2-Fluorophenol...	1.132	1.060	1.214	1.247	1.324	1.305	1.391	1.440	1.493	1.463	1.307	11.06
5)	S	Phenol-d6 (Surr)	1.463	1.476	1.583	1.634	1.720	1.695	1.792	1.894	1.902	1.847	1.701	9.47
6)	T	Phenol	1.607	1.682	1.785	1.828	1.909	1.843	1.897	1.899	1.877	1.758	1.809	5.59
7)	T	Aniline			1.734	1.841	1.764	1.793	1.389	1.120	1.260	1.396	1.555	1.539	16.90
8)	T	Bis(2-chloroet...	1.679	1.527	1.547	1.558	1.533	1.567	1.613	1.508	1.356	1.334	1.522	6.93
9)	T	2-Chlorophenol	1.315	1.287	1.361	1.368	1.433	1.399	1.423	1.393	1.364	1.315	1.366	3.54
10)	T	1,3-Dichlorobe...	1.764	1.576	1.689	1.623	1.642	1.568	1.532	1.453	1.421	1.352	1.562	8.09
11)	T	1,4-Dichlorobe...	1.514	1.547	1.519	1.559	1.557	1.498	1.445	1.380	1.318	1.255	1.459	7.34
12)	T	Benzyl alcohol		0.421	0.502	0.579	0.721	0.785	0.853	0.935	0.925	0.883	0.734	26.02
13)	T	1,2-Dichlorobe...	1.391	1.481	1.532	1.532	1.544	1.442	1.413	1.314	1.257	1.173	1.408	8.95
14)	T	2-Methylphenol	1.007	0.914	1.105	1.011	1.118	1.061	1.064	1.078	1.036	0.965	1.036	6.11
15)	T	2,2'-Oxybis(1-...	1.993	1.994	2.123	2.028	2.009	1.881	1.829	1.678	1.567	1.437	1.854	12.12
16)	T	N-Nitrosodi-n-...	1.076	1.073	1.093	1.102	1.120	1.067	1.038	0.999	0.930	0.887	1.038	7.40
17)	T	3+4-Methylphenol	1.188	1.142	1.290	1.315	1.405	1.350	1.354	1.357	1.282	1.198	1.288	6.69
18)	T	Hexachloroethane	0.494	0.481	0.481	0.479	0.505	0.472	0.466	0.452	0.448	0.423	0.470	5.05
19)	S	Nitrobenzene-d...	1.553	1.376	1.415	1.465	1.447	1.396	1.393	1.394	1.376	1.326	1.414	4.40
20)	T	Nitrobenzene	1.479	1.409	1.487	1.519	1.461	1.390	1.354	1.328	1.275	1.208	1.391	7.22
21)	I	Naphthalene-d8 (ISTD)	----------				ISTD							9.39
22)	T	Isophorone	0.673	0.711	0.716	0.756	0.796	0.778	0.757	0.759	0.728	0.732	0.741	4.84
23)	T	2-Nitrophenol	0.141	0.159	0.172	0.198	0.227	0.203	0.201	0.203	0.195	0.192	0.189	13.19
24)	T	2,4-Dimethylph...		0.219	0.260	0.280	0.301	0.310	0.311	0.307	0.286	0.280	0.284	10.49
25)	T	Bis(2-chloroet...	0.409	0.463	0.480	0.460	0.473	0.451	0.428	0.419	0.386	0.376	0.435	8.40
26)	T	Benzoic acid						0.056	0.132	0.149	0.218	0.226	0.237	0.170	41.46
27)	T	2,4-Dichloroph...		0.151	0.195	0.222	0.253	0.272	0.277	0.278	0.248	0.244	0.238	17.71
28)	T	1,2,4-Trichlor...	0.331	0.342	0.354	0.350	0.351	0.336	0.315	0.294	0.268	0.255	0.320	11.19
29)	T	Naphthalene	1.068	1.095	1.107	1.099	1.084	1.048	0.982	0.908	0.816	0.768	0.998	12.52
30)	T	4-Chloroaniline	0.296	0.294	0.285	0.273	0.229	0.264	0.209	0.226	0.212	0.270	0.256	13.18
31)	T	Hexachlorobuta...	0.185	0.172	0.176	0.175	0.180	0.171	0.167	0.157	0.143	0.136	0.166	9.74
32)	T	4-Chloro-3-met...			0.126	0.192	0.266	0.308	0.318	0.341	0.320	0.313	0.273	27.63
33)	T	2-Methylnaphth...	0.694	0.720	0.764	0.787	0.839	0.815	0.773	0.735	0.647		0.753	7.98
34)	T	1-Methylnaphth...	0.716	0.723	0.761	0.774	0.801	0.766	0.717	0.669	0.601	0.560	0.709	10.96
35)	I	Acenaphthene-d10 (...	----------				ISTD							8.19
36)	T	Hexachlorocycl...		0.101	0.150	0.217	0.281	0.309	0.315	0.322	0.313	0.293	0.256	31.74
37)	T	2,4,6-Trichlor...		0.168	0.217	0.291	0.370	0.395	0.393	0.389	0.371	0.354	0.327	25.56
38)	T	2,4,5-Trichlor...		0.184	0.225	0.260	0.340	0.377	0.379	0.375	0.348	0.334	0.314	23.08
39)	T	1,1'-Biphenyl	1.432	1.545	1.686	1.812	1.920	1.819	1.679	1.478			1.671	10.48

Method Path : T:\methods\
Method File : SV9_050819.M
Title : EPA 8270D: Semivolatile Organics

40)	S	2-Fluorobiphen...	1.343	1.502	1.633	1.702	1.729	1.621	1.495	1.313	1.158		1.500	12.96
41)	T	2-Chloronaphth...	1.066	1.120	1.220	1.313	1.373	1.298	1.193	1.050			1.204	9.89
42)	T	2-Nitroaniline				0.287	0.392	0.436	0.429	0.433	0.427	0.425	0.404	13.26
43)	T	2,6-Dimethylna...	1.115	1.215	1.314	1.403	1.410	1.341	1.236	1.085	0.966		1.231	12.38
44)	T	1,4-Dinitroben...			0.080	0.124	0.177	0.205	0.206	0.221	0.220	0.221	0.182	28.96
45)	T	Dimethyl phtha...	1.305	1.473	1.542	1.564	1.575	1.490	1.402	1.297	1.193	1.151	1.399	11.07
46)	T	1,3-Dinitroben...				0.172	0.228	0.244	0.234	0.240	0.231	0.223	0.225	10.70
47)	T	2,6-Dinitrotol...			0.238	0.309	0.358	0.350	0.337	0.324	0.302	0.286	0.313	12.48
48)	T	1,2-Dinitroben...				0.142	0.161	0.170	0.164	0.162	0.149	0.138	0.155	7.87
49)	T	Acenaphthylene	1.863	2.011	2.189	2.231	2.222	2.160	1.961	1.711	1.459		1.978	13.33
50)	T	3-Nitroaniline				0.257	0.298	0.274	0.225	0.202	0.197		0.242	16.76
51)	T	Acenaphthene	1.289	1.420	1.407	1.393	1.372	1.307	1.223	1.107	1.010	0.938	1.246	13.87
52)	T	2,4-Dinitrophenol				0.030	0.066	0.108	0.124	0.164	0.175	0.178	0.121	47.41
53)	T	4-Nitrophenol			0.109	0.144	0.200	0.238	0.234	0.272	0.274	0.273	0.218	28.71
54)	T	2,4-Dinitrotol...		0.184	0.257	0.362	0.435	0.448	0.435	0.430	0.394	0.359	0.367	24.75
55)	T	Dibenzofuran	1.480	1.739	1.835	1.921	1.944	1.835	1.690	1.501	1.321		1.696	12.81
56)	T	2,3,5,6-Tetrac...		0.122	0.164	0.241	0.292	0.315	0.311	0.317	0.305	0.292	0.262	27.46
57)	T	2,3,4,6-Tetrac...	0.153	0.184	0.254	0.293	0.327	0.339	0.328	0.325	0.305	0.291	0.280	22.92
58)	T	Diethyl phthalate	1.341	1.402	1.484	1.509	1.457	1.379	1.215	1.060			1.356	11.17
59)	T	2,3,5-Trimethy...	1.269	1.271	1.338	1.303	1.308	1.207	1.087	0.930			1.214	11.44
60)	T	Fluorene	1.520	1.512	1.604	1.584	1.576	1.450	1.306	1.142			1.462	10.99
61)	T	4-Chlorophenyl...	0.630	0.729	0.757	0.784	0.762	0.708	0.656	0.590	0.530		0.683	12.71
62)	T	4-Nitroaniline				0.313	0.337	0.327	0.287	0.294	0.277	0.261	0.300	9.17
63)	T	4,6-Dinitro-2-...			0.064	0.103	0.153	0.187	0.192	0.216	0.214	0.213	0.168	34.03
64)	I	Phenanthrene-d10 (...	----------ISTD----------											5.28
65)	T	N-Nitrosodiphe...	0.546	0.569	0.671	0.713	0.721	0.654	0.575	0.493			0.618	13.51
66)	T	Azobenzene (1,...	0.630	0.686	0.784	0.800	0.801	0.738	0.668	0.595	0.536		0.693	13.73
67)	S	2,4,6-Tribromo...		0.071	0.081	0.092	0.102	0.104	0.098	0.097	0.093	0.090	0.092	11.41
68)	T	4-Bromophenyl ...	0.219	0.222	0.246	0.240	0.249	0.234	0.222	0.203	0.187	0.176	0.220	11.23
69)	T	Hexachlorobenzene	0.233	0.278	0.280	0.260	0.266	0.249	0.233	0.209	0.189		0.244	12.77
70)	T	Pentachlorophe...			0.055	0.067	0.097	0.110	0.114	0.128	0.125	0.122	0.102	26.74
71)	T	Phenanthrene	1.135	1.183	1.186	1.183	1.170	1.092	1.004	0.881	0.781		1.068	13.94
72)	T	Anthracene	1.128	1.141	1.199	1.200	1.188	1.107	1.003	0.879	0.769		1.068	14.39
73)	T	Carbazole	0.881	0.949	1.015	1.061	1.074	1.029	0.920	0.824	0.671		0.936	13.91
74)	T	Di-n-butyl pht...		1.070	1.202	1.275	1.356	1.325	1.189	1.075			1.213	9.34
75)	T	Fluoranthene	1.230	1.262	1.343	1.396	1.432	1.353	1.199	1.080	0.940		1.248	12.71
76)	T	Benzidine				0.412	0.354	0.281	0.193	0.314	0.341	0.368	0.323	21.84
77)	T	Pyrene	1.318	1.338	1.404	1.440	1.421	1.349	1.183	1.055	0.926		1.270	14.05
78)	I	Chrysene-d12 (ISTD)	----------ISTD----------											16.76
79)	S	Terphenyl-d14 ...	0.975	0.930	1.015	1.037	1.060	1.024	1.008	0.965	0.906	0.880	0.980	6.07
80)	T	Butyl benzyl p...	0.314	0.372	0.395	0.491	0.562	0.600	0.621	0.674	0.676	0.681	0.539	25.48
81)	T	Bis(2-ethylhex...	0.635	0.442	0.439	0.473	0.508	0.536	0.543	0.571	0.564	0.563	0.527	11.82
82)	T	3,3-Dichlorobe...				0.301	0.212	0.145	0.116	0.102	0.108		0.164	47.85
83)	T	Benz(a)anthracene	1.238	1.147	1.157	1.210	1.233	1.202	1.161	1.143	1.081	1.046	1.162	5.39
84)	T	Chrysene	1.104	1.076	1.102	1.125	1.127	1.079	1.062	1.050	1.011	0.981	1.072	4.43
85)	T	Bis(2-ethylhex...			0.502	0.615	0.730	0.746	0.752	0.783	0.767	0.747	0.705	13.70
86)	I	Perylene-d12 (ISTD)	----------ISTD----------											11.43
87)	T	Di-n-octyl pht...			0.686	0.939	1.250	1.419	1.468	1.530	1.462	1.443	1.275	23.85

Method Path : T:\methods\
Method File : SV9_050819.M
Title : EPA 8270D: Semivolatile Organics

88)	T	Benzo(b)fluora...	1.041	1.070	1.095	1.221	1.318	1.340	1.330	1.268	1.251	1.292	1.223	9.23
89)	T	Benzo(k)fluora...	1.018	1.108	1.153	1.268	1.344	1.311	1.203	1.091	0.980	0.908	1.138	12.73
90)	T	Benzo(b+k)fluo...	1.029	1.130	1.171	1.278	1.367	1.356	1.294	1.210	1.146	1.109	1.209	9.25
91)	T	Benzo(e)pyrene	1.085	1.133	1.184	1.245	1.321	1.297	1.262	1.195	1.135	1.101	1.196	6.93
92)	T	Benzo(a)pyrene	0.831	0.950	1.011	1.099	1.218	1.227	1.147	1.066	1.009	0.968	1.053	11.81
93)	T	Perylene	1.029	0.986	1.041	1.036	1.098	1.080	1.033	0.976	0.937	0.908	1.013	5.95
94)	I	Dibenz(a,h)Anthrce...	----------ISTD----------											8.46
95)	T	Indeno(1,2,3-c...	1.128	1.088	1.108	1.085	1.136	1.091	1.081	1.100	1.080	1.084	1.098	1.82
96)	T	Dibenz(a,h)ant...	0.972	0.979	1.003	1.035	1.045	0.999	1.007	0.937	0.877	0.841	0.970	6.84
97)	T	Benzo(g,h,i)pe...	1.008	1.041	1.074	1.126	1.175	1.133	1.119	1.079	1.011	0.972	1.074	6.08

(#) = Out of Range

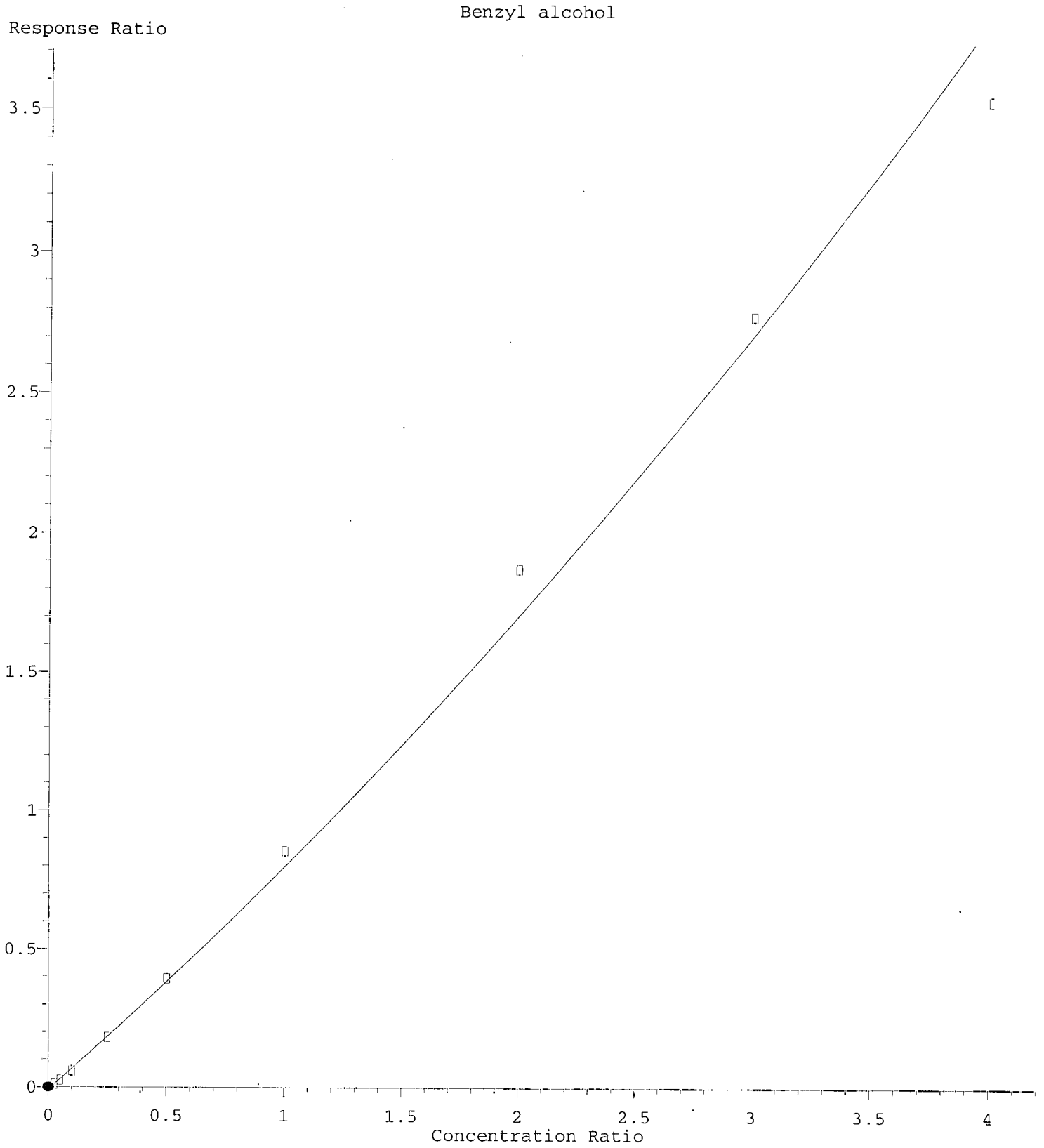

R = 4.94e-002 A*A + 7.58e-001 A - 9.75e-003
Coef of Det (r^2) = 0.993 Curve Fit: Quadratic w(1/a^2)
Method Name: T:\methods\SV9_050819.M
Calibration Table Last Updated: Thu May 09 13:06:21 2019

Quantitation Report (Qedit)

Data Path : T:\data\2019-05\9E08056\REQUANT\
Data File : I05081919.D
Acq On : 8 May 2019 8:12 pm
Operator : JK /AMS /DTH
Sample : 9E08056-CAL1
Misc : 1x, A19D053 BNA@20
ALS Vial : 3 Sample Multiplier: 1
DataAcq Meth:SV9_AQUISITION.M

Quant Time: May 09 13:11:43 2019
Quant Method : T:\methods\SV9_050819.M
Quant Title : EPA 8270D: Semivolatile Organics
QLast Update : Thu May 09 12:25:58 2019
Response via : Initial Calibration
InstName : SV-GCMS9

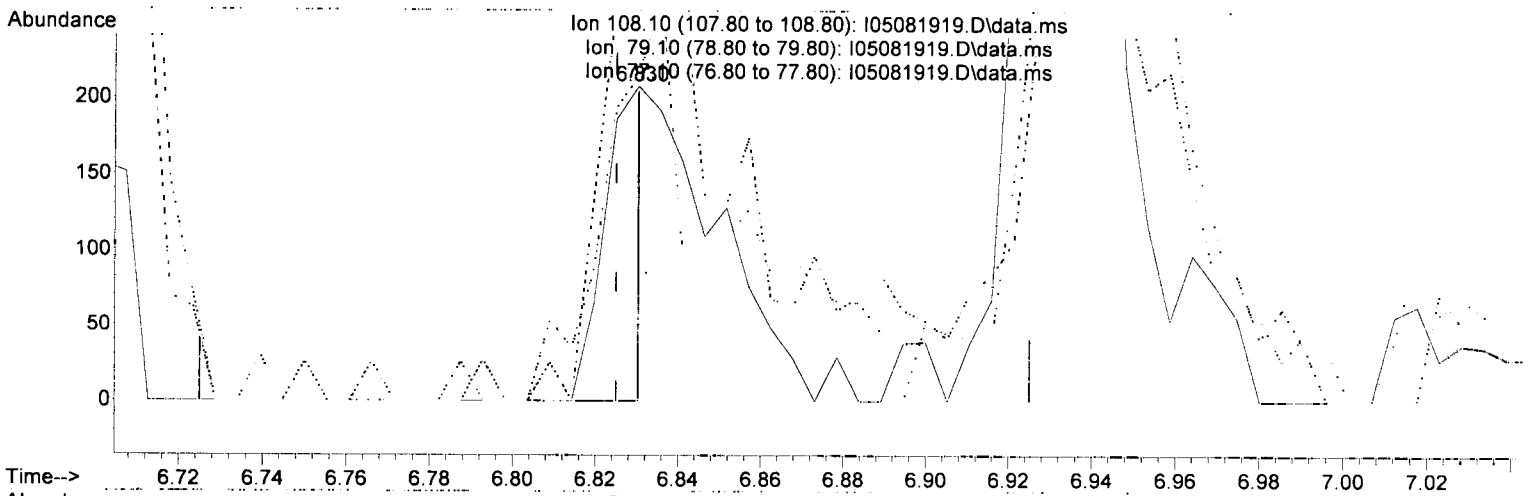



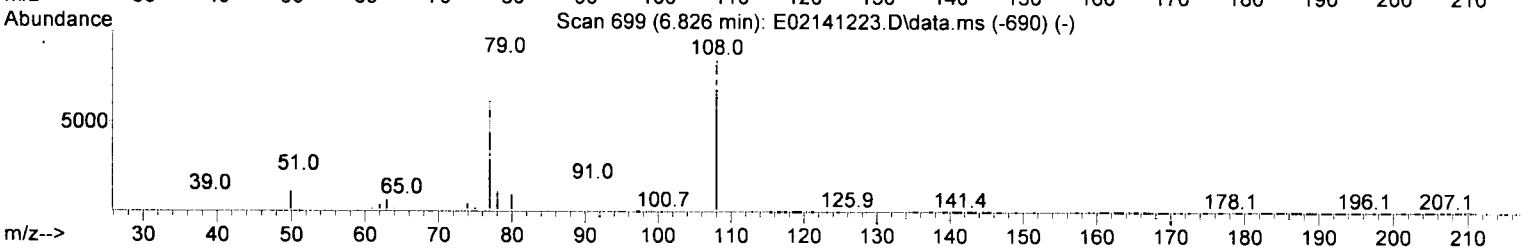

TIC: I05081919.D\data.ms

(12) Benzyl alcohol (T)

6.830min (+ 0.005) 29.07 ng/ml m

response 147

Ion	Exp%	Act%
108.10	100.00	100.00
79.10	130.20	173.56#
77.10	80.10	103.37
0.00	0.00	0.00

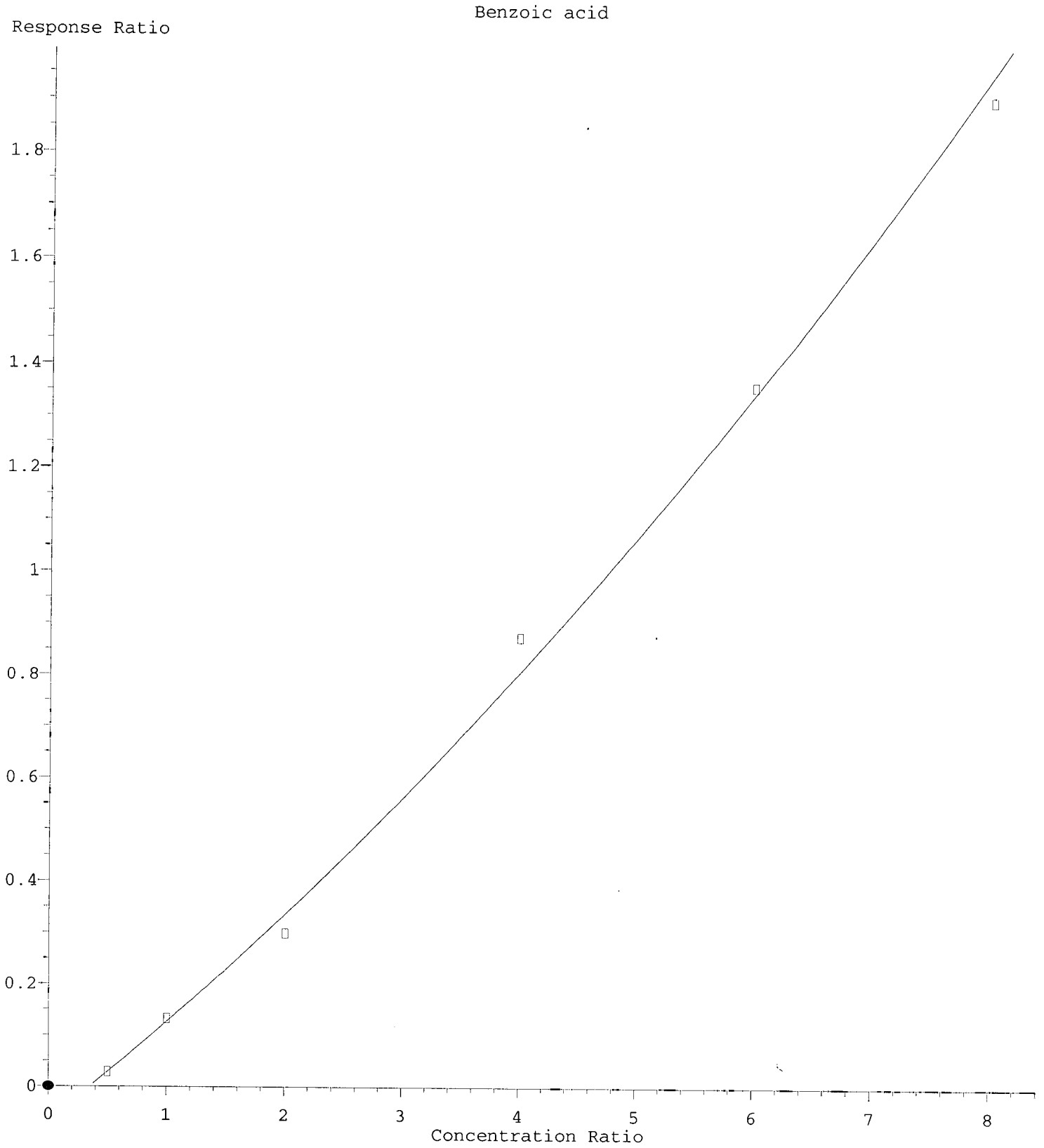

R = 8.50e-003 A*A + 1.84e-001 A - 6.57e-002
Coef of Det (r^2) = 0.996 Curve Fit: Quadratic w(1/a^2)
Method Name: T:\methods\SV9_050819.M
Calibration Table Last Updated: Thu May 09 13:06:21 2019

Quantitation Report (Qedit)

Data Path : T:\data\2019-05\9E08056\REQUANT\
Data File : I05081919.D
Acq On : 8 May 2019 8:12 pm
Operator : JK /AMS /DTH
Sample : 9E08056-CAL1
Misc : 1x, A19D053 BNA@20
ALS Vial : 3 Sample Multiplier: 1
DataAcq Meth:SV9_AQUISITION.M

Quant Time: May 09 13:11:43 2019
Quant Method : T:\methods\SV9_050819.M
Quant Title : EPA 8270D: Semivolatile Organics
QLast Update : Thu May 09 12:25:58 2019
Response via : Initial Calibration
InstName : SV-GCMS9

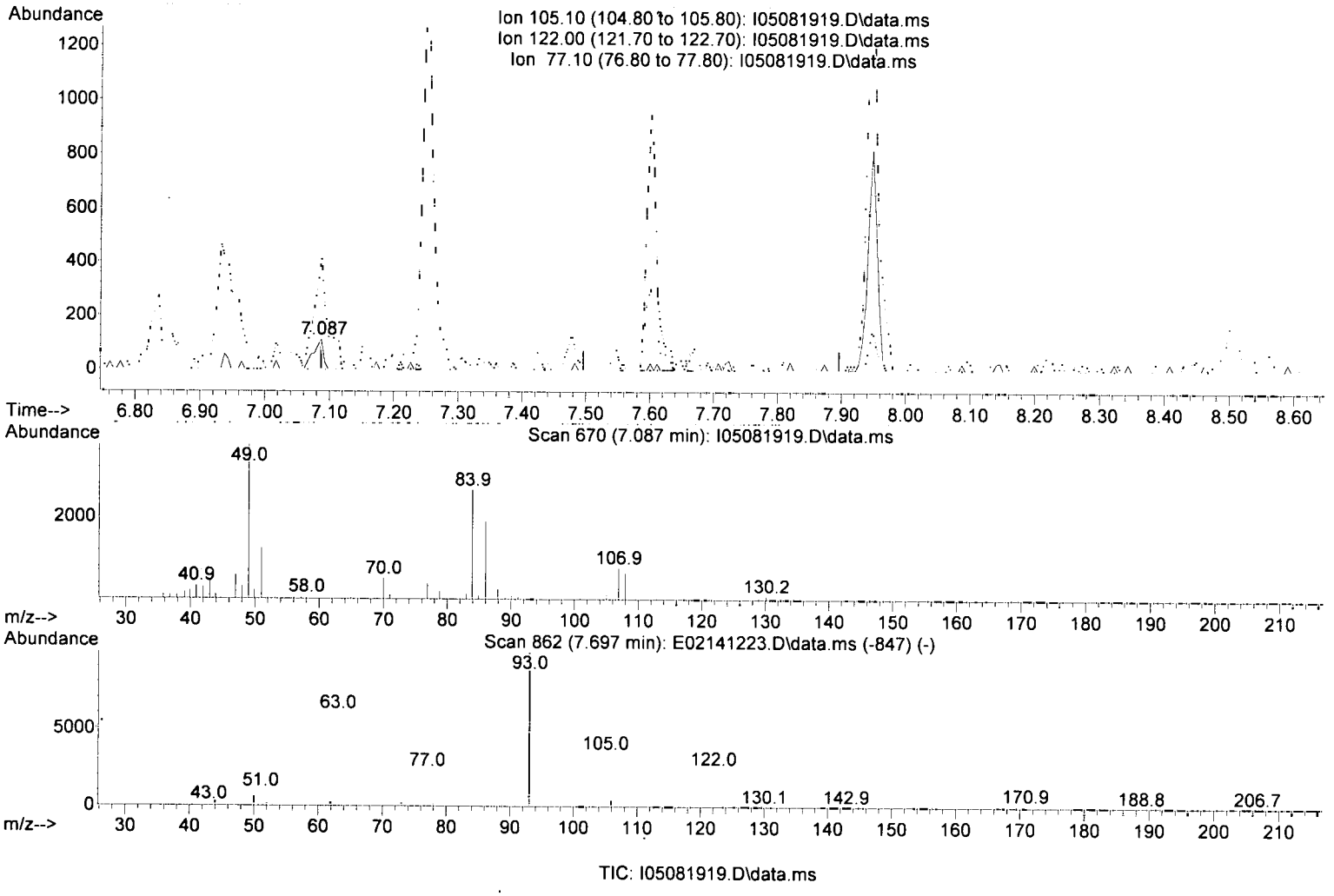

TIC: I05081919.D\data.ms

(26) Benzoic acid (T)

7.087min (-0.609) 707.06 ng/ml m

response 107

Ion	Exp%	Act%
105.10	100.00	100.00
122.00	80.70	0.00#
77.10	76.00	371.17#
0.00	0.00	0.00

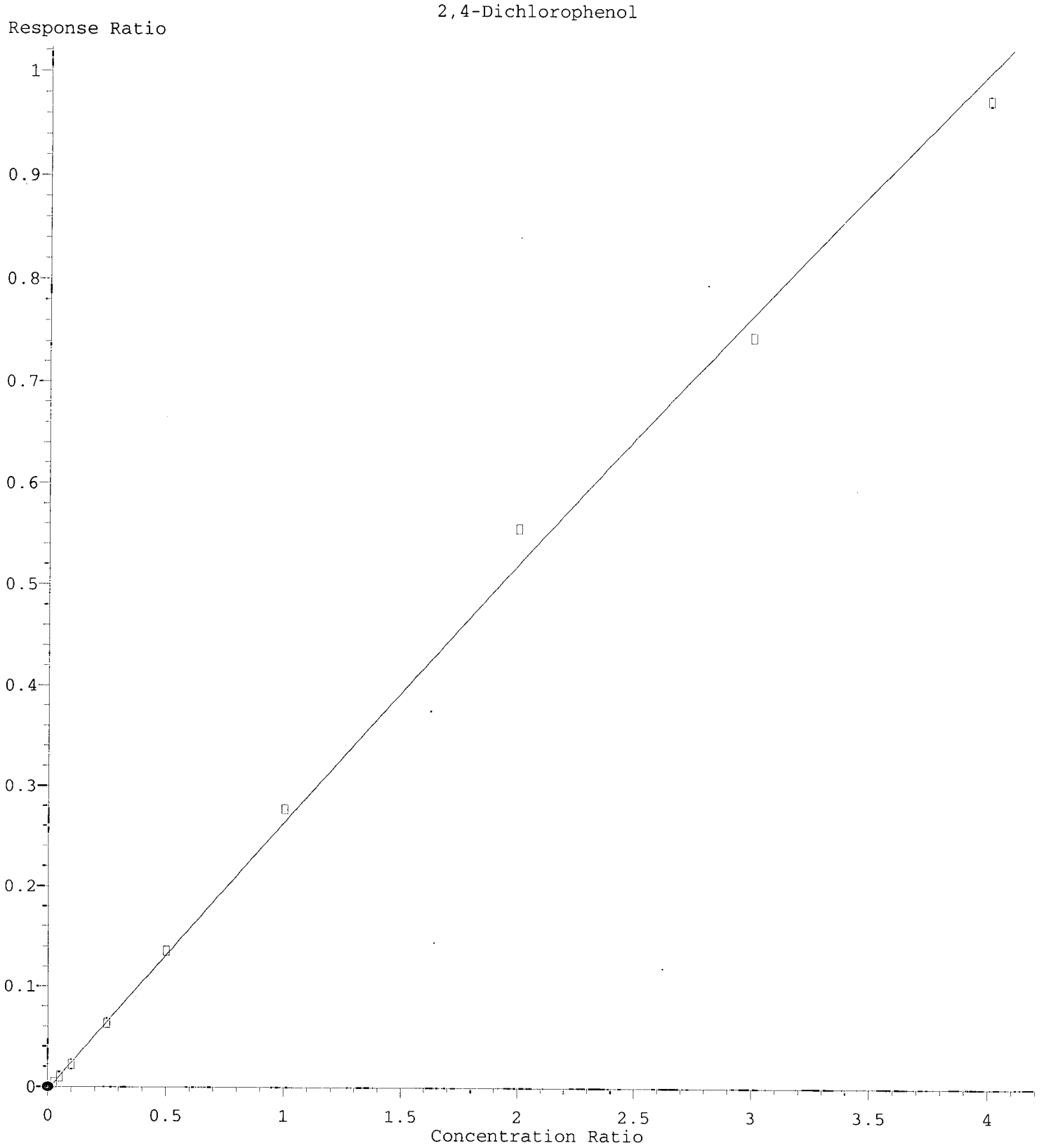

R = -5.43e-003 A*A + 2.73e-001 A - 3.28e-003
Coef of Det (r^2) = 0.997 Curve Fit: Quadratic w(1/a^2)
Method Name: T:\methods\SV9_050819.M
Calibration Table Last Updated: Thu May 09 13:06:21 2019

Quantitation Report (Qedit)

Data Path : T:\data\2019-05\9E08056\REQUANT\
Data File : I05081919.D
Acq On : 8 May 2019 8:12 pm
Operator : JK /AMS /DTH
Sample : 9E08056-CAL1
Misc : 1x, A19D053 BNA@20
ALS Vial : 3 Sample Multiplier: 1
DataAcq Meth:SV9_AQUISITION.M

Quant Time: May 09 13:11:43 2019
Quant Method : T:\methods\SV9_050819.M
Quant Title : EPA 8270D: Semivolatile Organics
QLast Update : Thu May 09 12:25:58 2019
Response via : Initial Calibration
InstName : SV-GCMS9

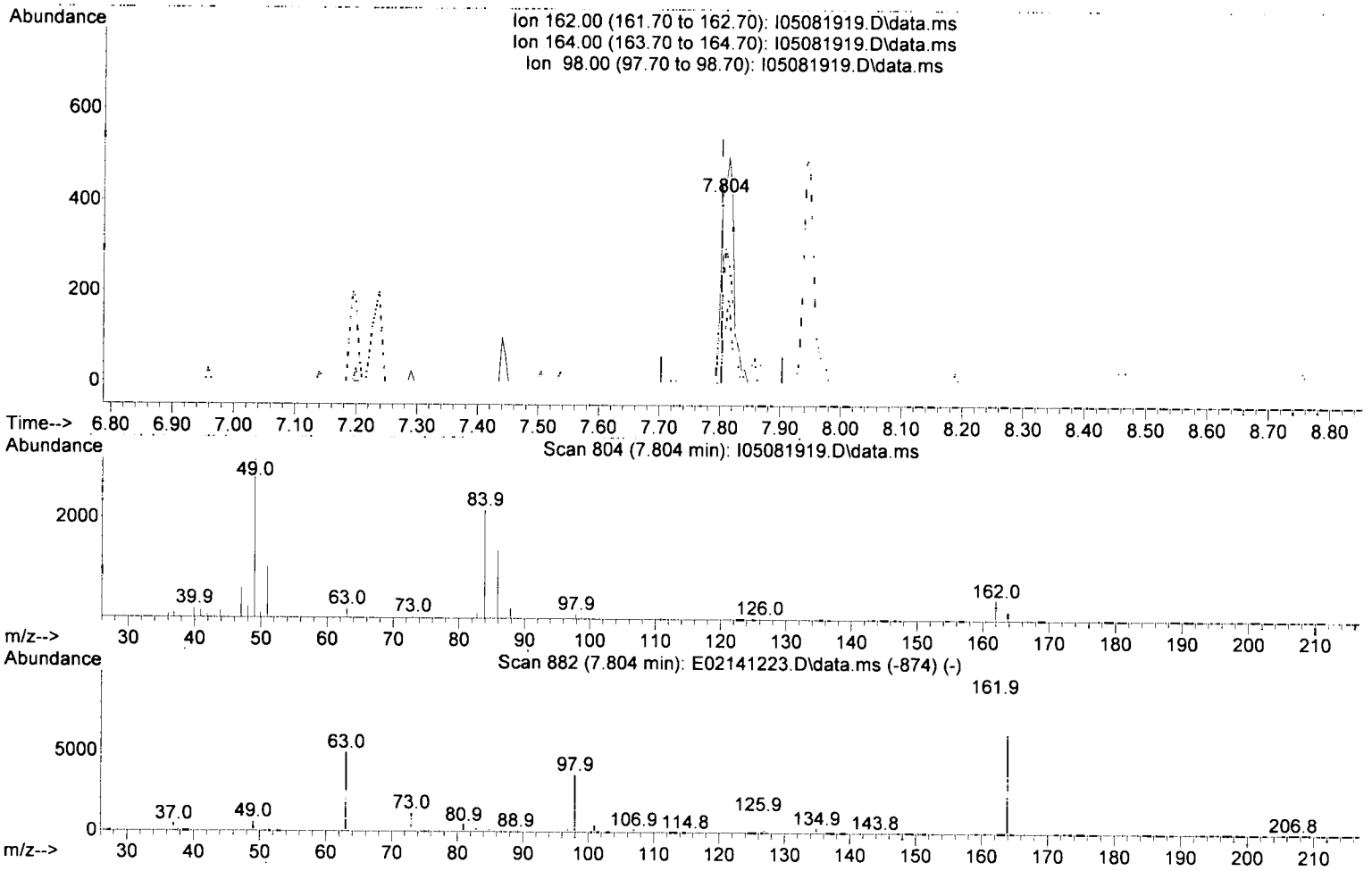

TIC: I05081919.D\data.ms

(27) 2,4-Dichlorophenol (T)

7.804min (+ 0.001) 26.83 ng/ml m

response 175

Ion	Exp%	Act%
162.00	100.00	100.00
164.00	63.60	43.20
98.00	37.40	28.40
0.00	0.00	0.00

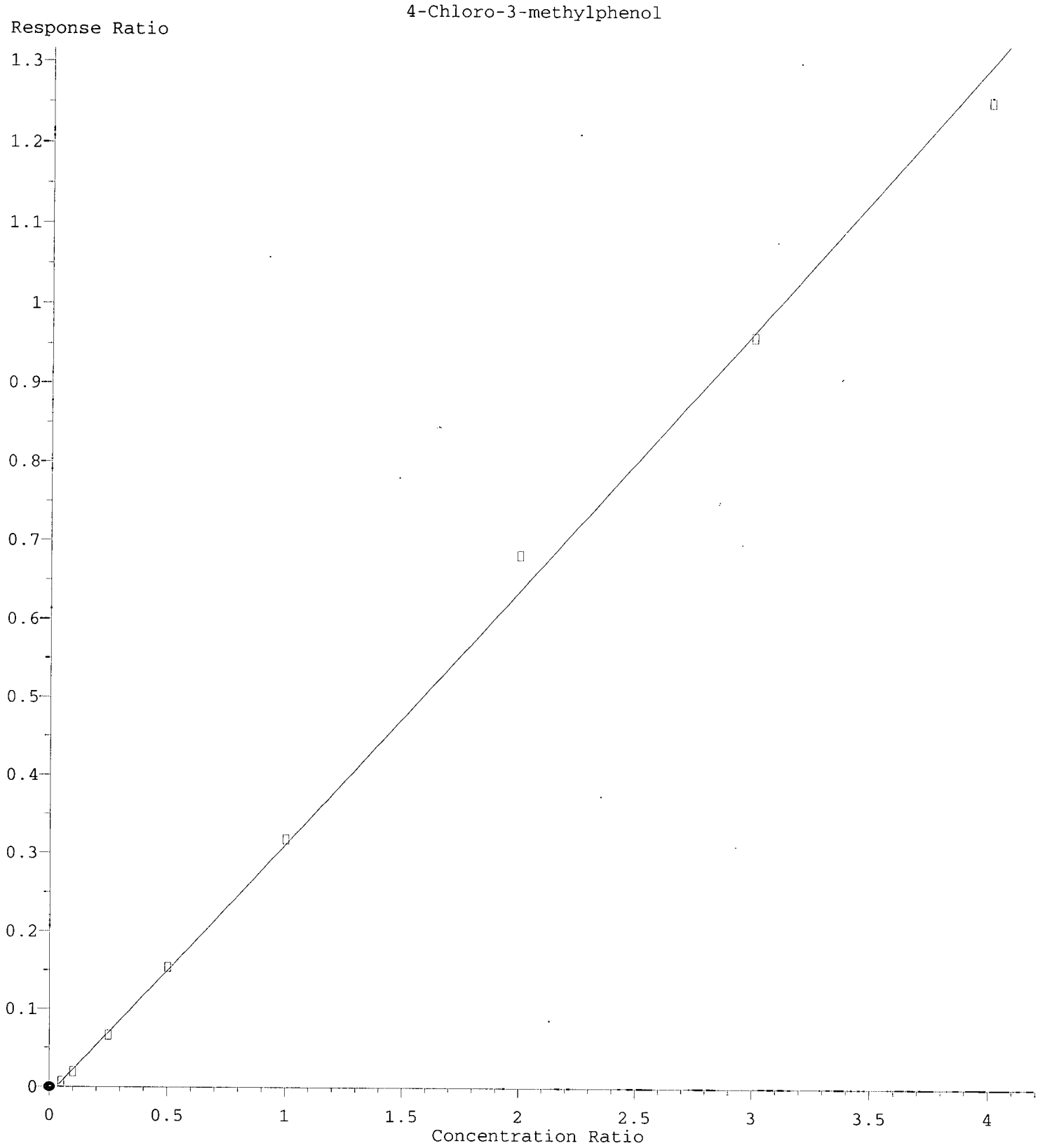

R = 1.82e-003 A*A + 3.20e-001 A - 1.04e-002
Coef of Det (r^2) = 0.997 Curve Fit: Quadratic w(1/a^2)
Method Name: T:\methods\SV9_050819.M
Calibration Table Last Updated: Thu May 09 13:06:21 2019

Quantitation Report (Qedit)

Data Path : T:\data\2019-05\9E08056\REQUANT\
Data File : I05081919.D
Acq On : 8 May 2019 8:12 pm
Operator : JK /AMS /DTH
Sample : 9E08056-CAL1
Misc : 1x, A19D053 BNA@20
ALS Vial : 3 Sample Multiplier: 1
DataAcq Meth:SV9_AQUISITION.M

Quant Time: May 09 13:11:43 2019
Quant Method : T:\methods\SV9_050819.M
Quant Title : EPA 8270D: Semivolatile Organics
QLast Update : Thu May 09 12:25:58 2019
Response via : Initial Calibration
InstName : SV-GCMS9

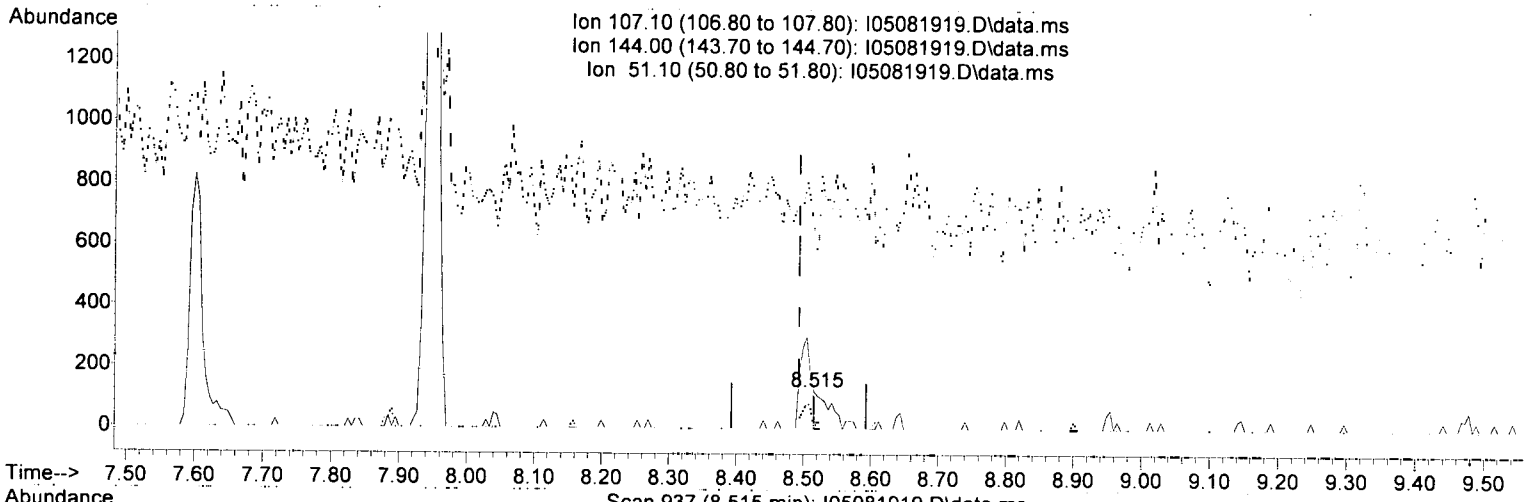

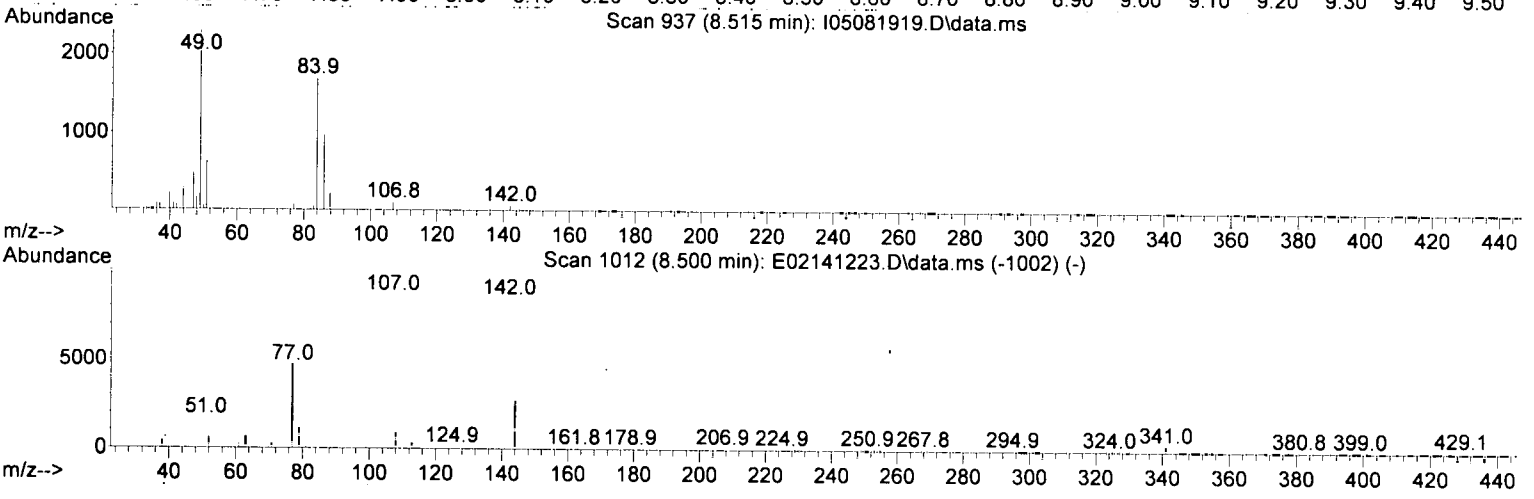

TIC: I05081919.D\data.ms

(32) 4-Chloro-3-methylphenol (T)

8.515min (+ 0.022) 67.07 ng/ml m ✓

response 174

Ion	Exp%	Act%
107.10	100.00	100.00
144.00	26.00	0.00
51.10	19.80	529.75#
0.00	0.00	0.00

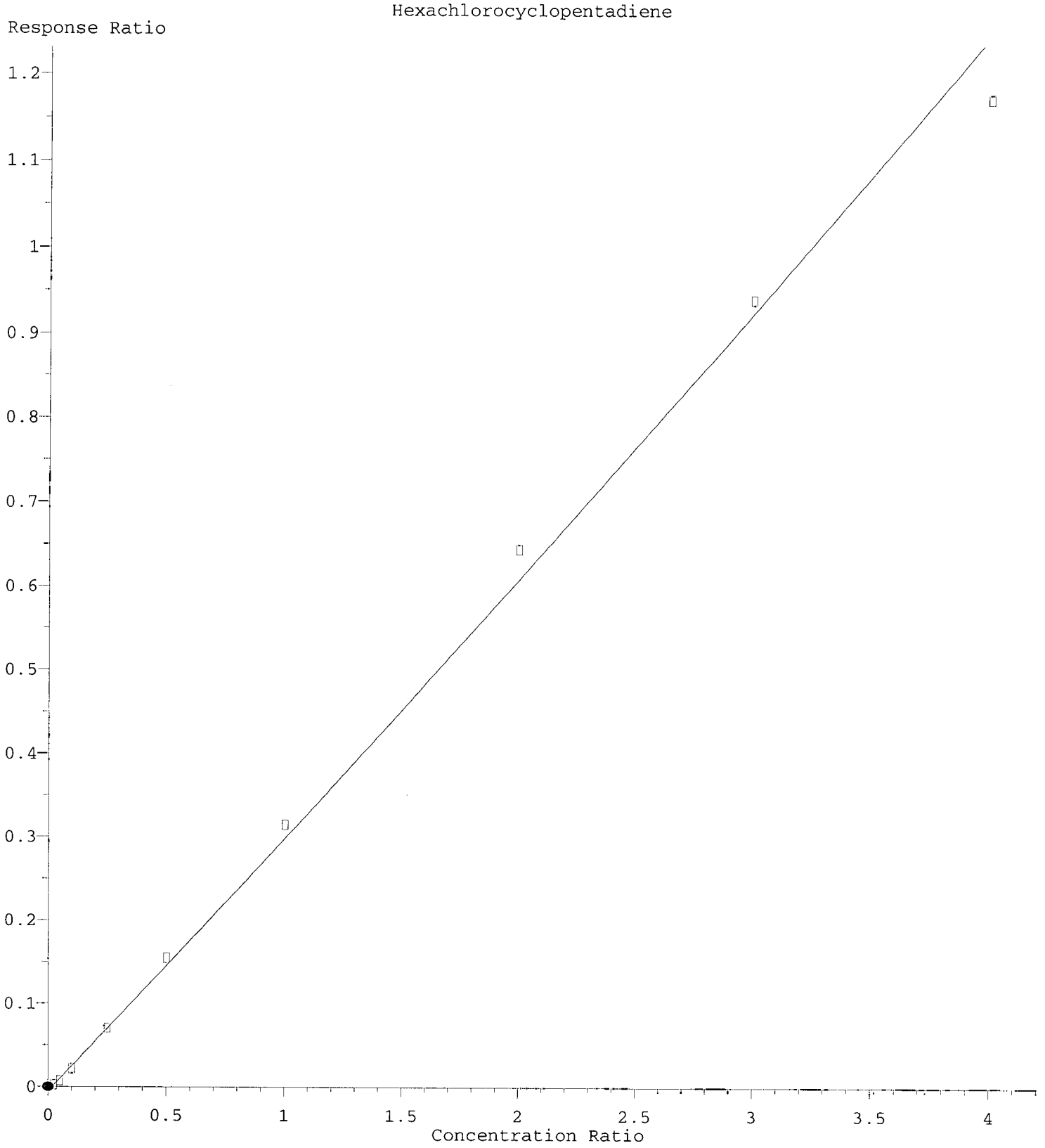

R = 3.01e-003 A*A + 3.01e-001 A - 5.61e-003
Coef of Det (r^2) = 0.993 Curve Fit: Quadratic w(1/a^2)
Method Name: T:\methods\SV9_050819.M
Calibration Table Last Updated: Thu May 09 13:06:21 2019

Quantitation Report (Qedit)

Data Path : T:\data\2019-05\9E08056\REQUANT\
Data File : I05081919.D
Acq On : 8 May 2019 8:12 pm
Operator : JK /AMS /DTH
Sample : 9E08056-CAL1
Misc : 1x, A19D053 BNA@20
ALS Vial : 3 Sample Multiplier: 1
DataAcq Meth:SV9_AQUISITION.M

Quant Time: May 09 13:11:43 2019
Quant Method : T:\methods\SV9_050819.M
Quant Title : EPA 8270D: Semivolatile Organics
QLast Update : Thu May 09 12:25:58 2019
Response via : Initial Calibration
InstName : SV-GCMS9

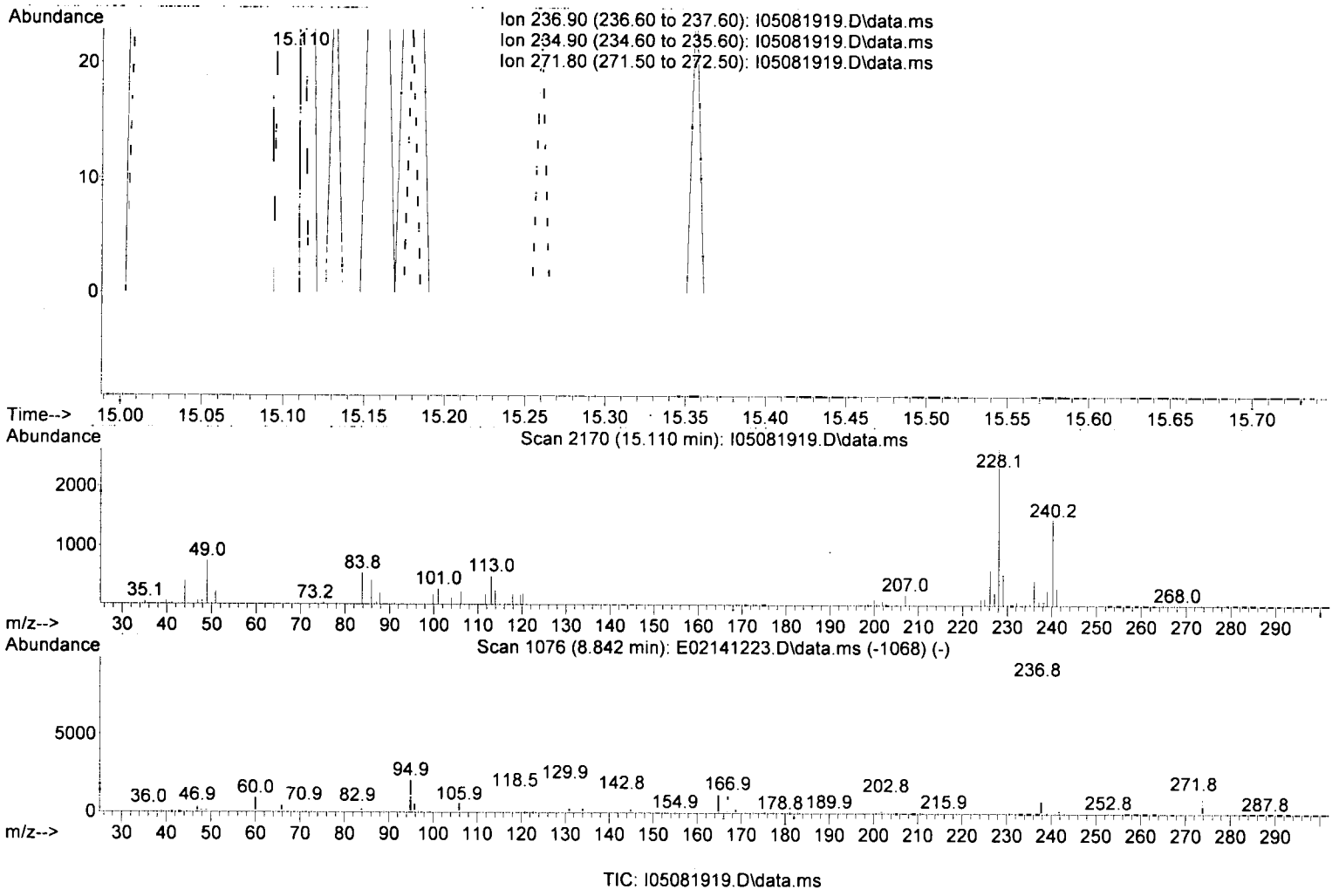

TIC: I05081919.D\data.ms

(36) Hexachlorocyclopentadiene (T)

15.110min (+ 6.285) 40.65 ng/ml m

response 115

Ion	Exp%	Act%
236.90	100.00	100.00
234.90	62.80	64.00
271.80	12.50	0.00
0.00	0.00	0.00

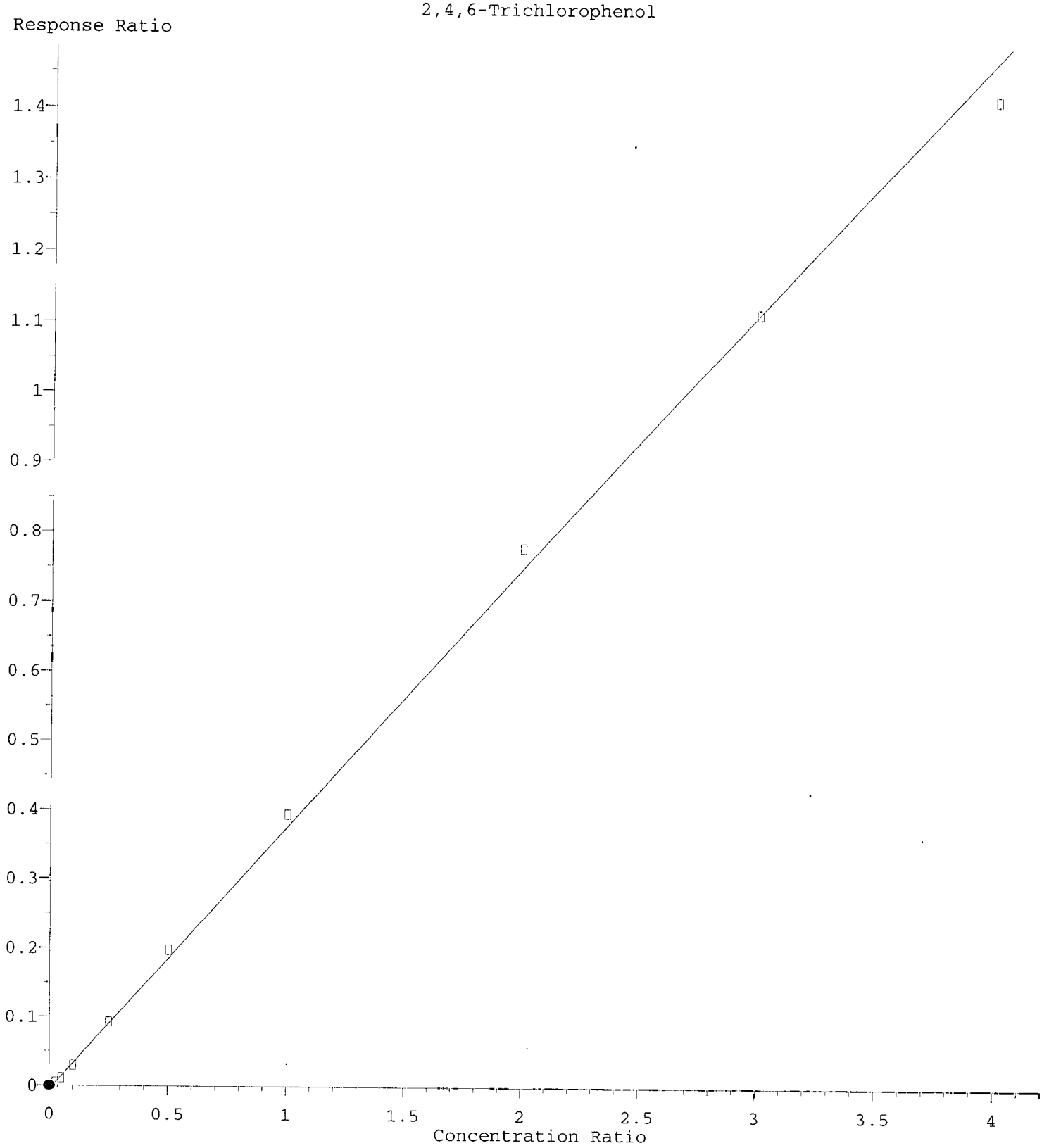

R = -4.37e-003 A*A + 3.86e-001 A - 6.17e-003
Coef of Det (r^2) = 0.994 Curve Fit: Quadratic w(1/a^2)
Method Name: T:\methods\SV9_050819.M
Calibration Table Last Updated: Thu May 09 13:06:21 2019

Quantitation Report (Qedit)

Data Path : T:\data\2019-05\9E08056\REQUANT\
Data File : I05081919.D
Acq On : 8 May 2019 8:12 pm
Operator : JK /AMS /DTH
Sample : 9E08056-CAL1
Misc : 1x, A19D053 BNA@20
ALS Vial : 3 Sample Multiplier: 1
DataAcq Meth:SV9_AQUISITION.M

Quant Time: May 09 13:11:43 2019
Quant Method : T:\methods\SV9_050819.M
Quant Title : EPA 8270D: Semivolatile Organics
QLast Update : Thu May 09 12:25:58 2019
Response via : Initial Calibration
InstName : SV-GCMS9

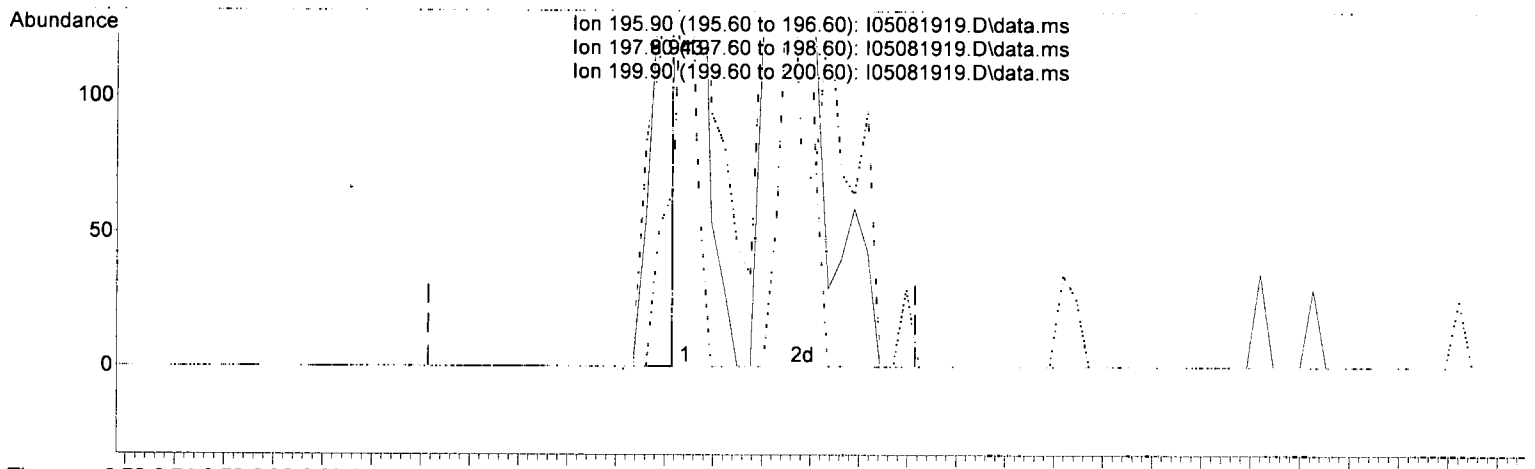

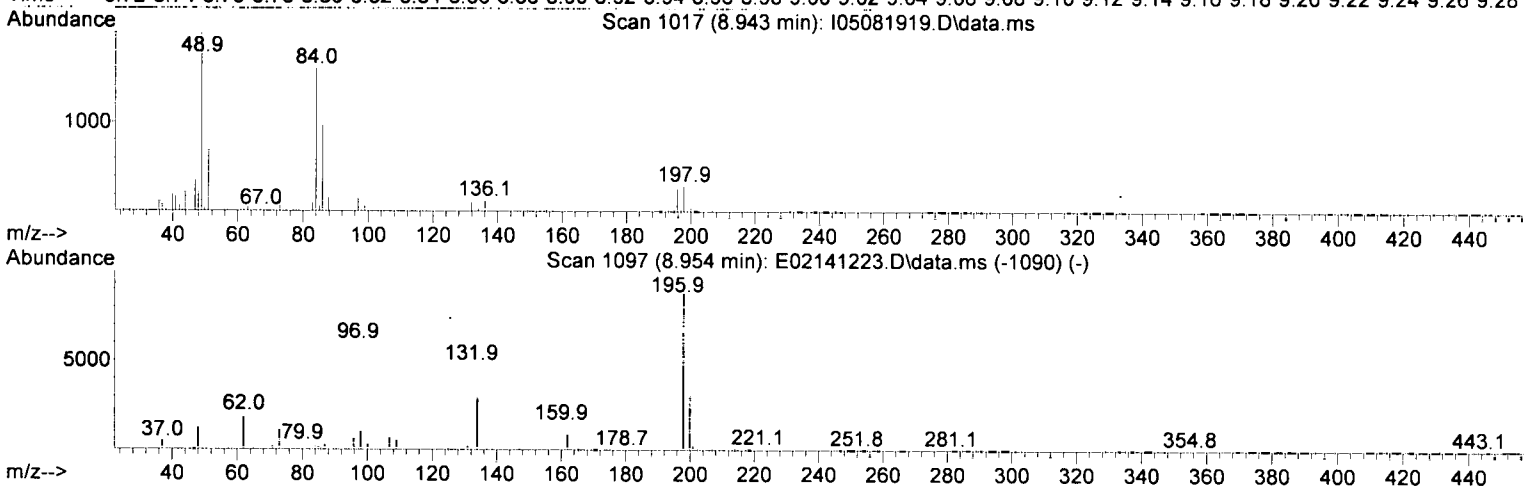

TIC: I05081919.D\data.ms

(37) 2,4,6-Trichlorophenol (T)

8.943min (+ 0.000) 35.47 ng/ml m

response 156

Ion	Exp%	Act%
195.90	100.00	100.00
197.90	97.50	110.11
199.90	30.40	23.47
0.00	0.00	0.00

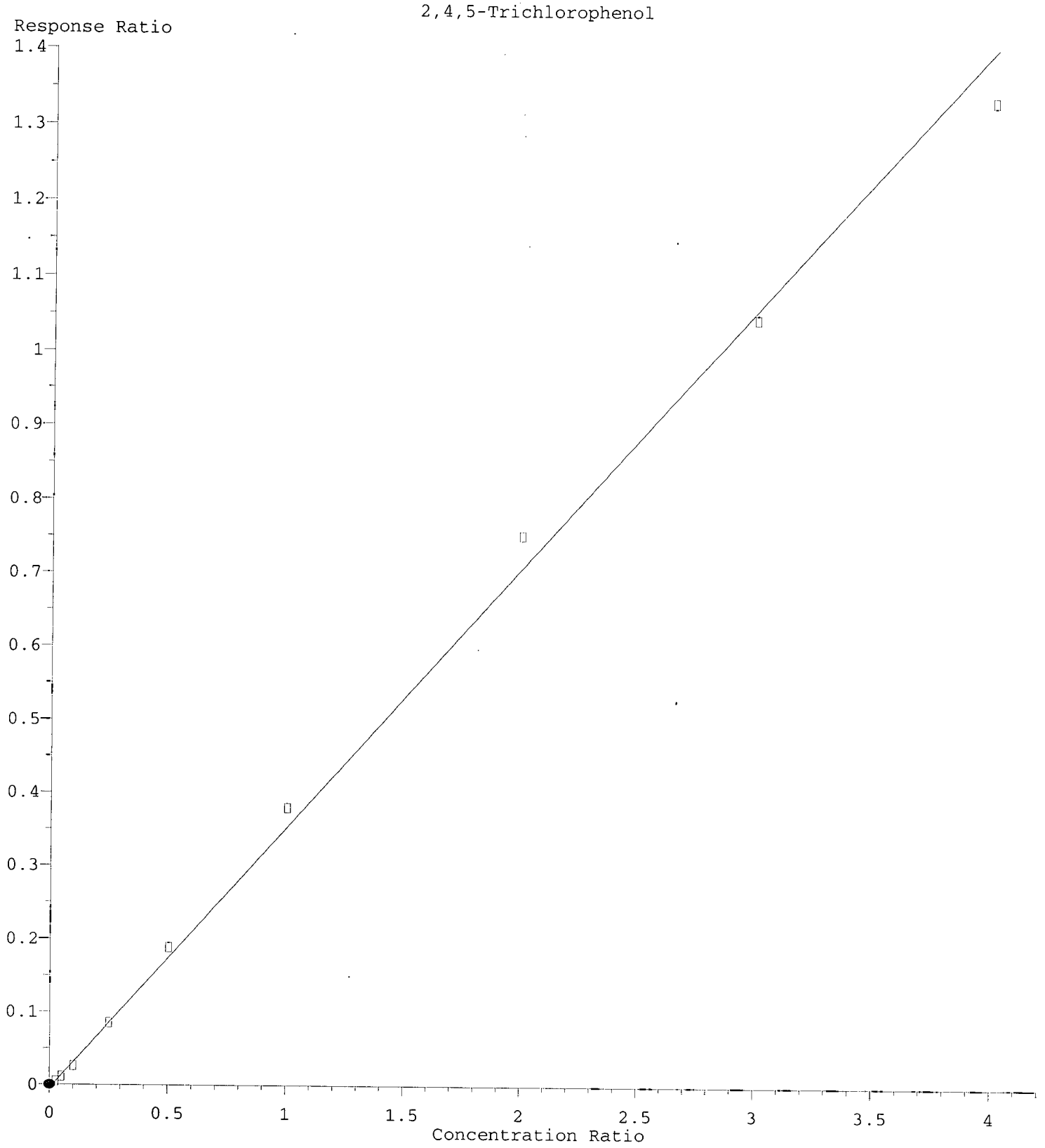

R = -2.14e-003 A*A + 3.60e-001 A - 5.07e-003
Coef of Det (r^2) = 0.992 Curve Fit: Quadratic w(1/a^2)
Method Name: T:\methods\SV9_050819.M
Calibration Table Last Updated: Thu May 09 13:06:21 2019

Quantitation Report (Qedit)

Data Path : T:\data\2019-05\9E08056\REQUANT\
Data File : I05081919.D
Acq On : 8 May 2019 8:12 pm
Operator : JK /AMS /DTH
Sample : 9E08056-CAL1
Misc : 1x, A19D053 BNA@20
ALS Vial : 3 Sample Multiplier: 1
DataAcq Meth:SV9_AQUISITION.M

Quant Time: May 09 13:11:43 2019
Quant Method : T:\methods\SV9_050819.M
Quant Title : EPA 8270D: Semivolatile Organics
QLast Update : Thu May 09 12:25:58 2019
Response via : Initial Calibration
InstName : SV-GCMS9

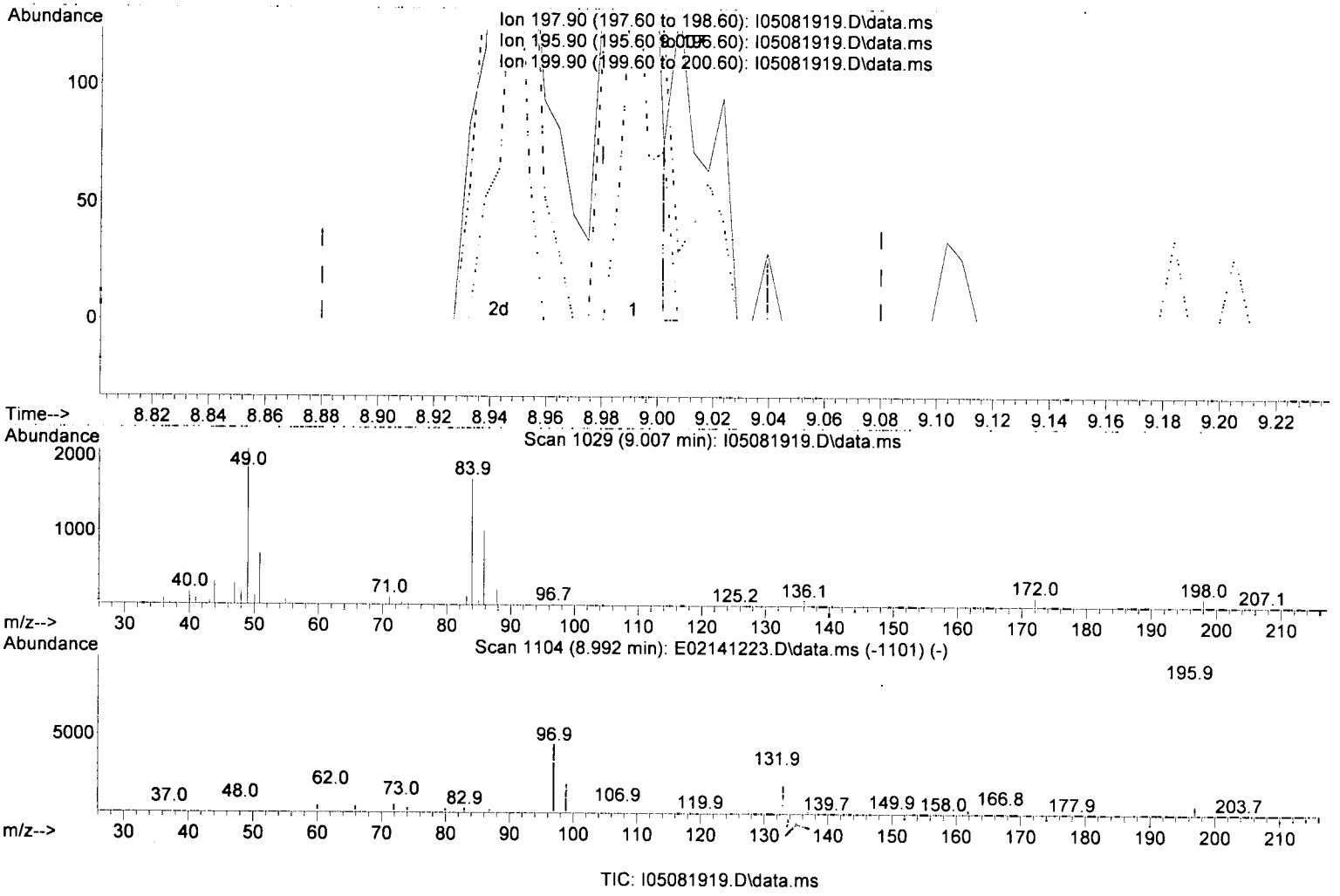

TIC: I05081919.D\data.ms

(38) 2,4,5-Trichlorophenol (T)

9.007min (+ 0.027) 31.20 ng/ml m

response 126

Ion	Exp%	Act%
197.90	100.00	100.00
195.90	105.00	21.64#
199.90	31.10	0.00#
0.00	0.00	0.00

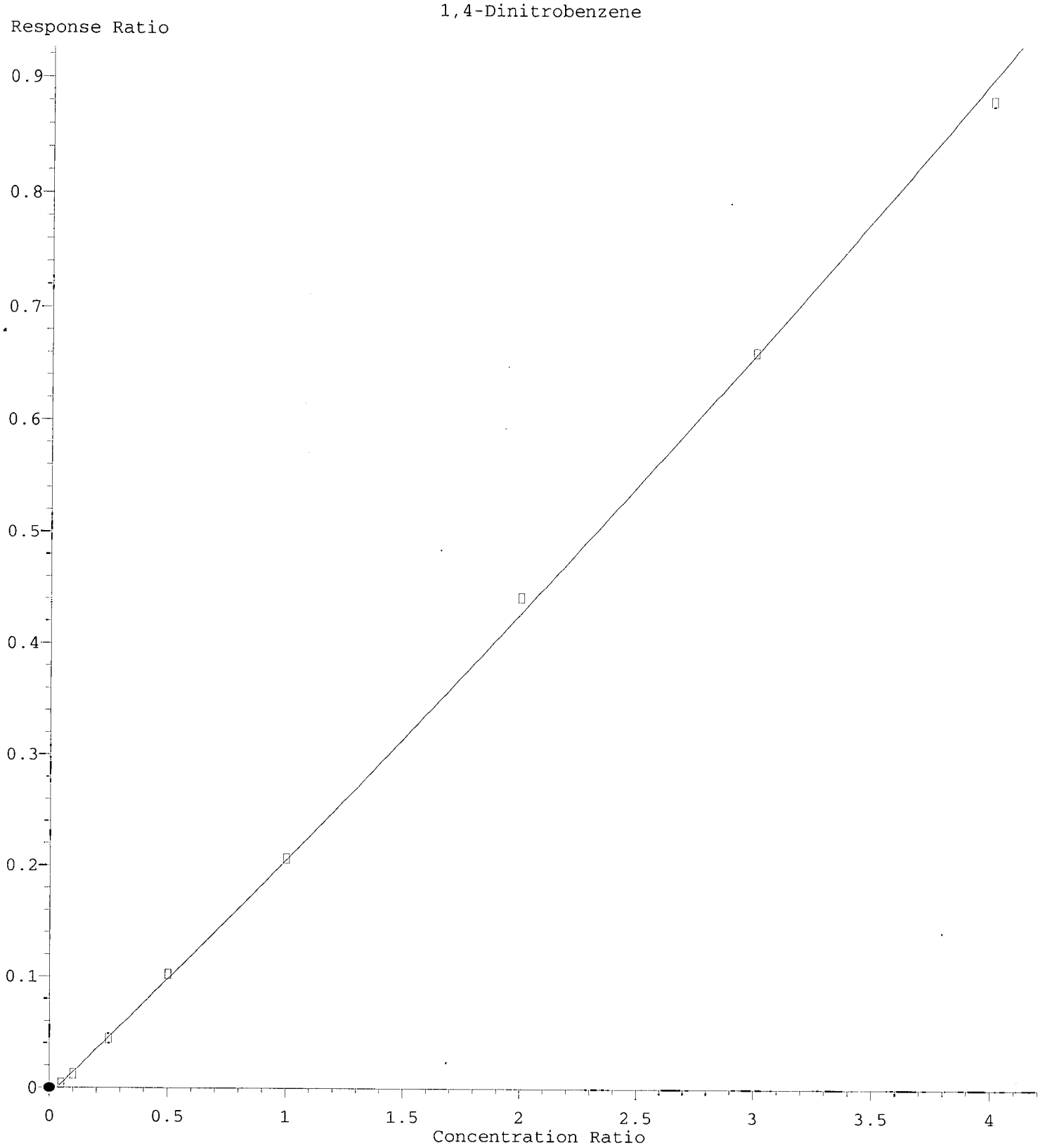

R = 4.91e-003 A*A + 2.07e-001 A - 6.78e-003
Coef of Det (r^2) = 0.998 Curve Fit: Quadratic w(1/a^2)
Method Name: T:\methods\SV9_050819.M
Calibration Table Last Updated: Thu May 09 13:06:21 2019

Quantitation Report (Qedit)

Data Path : T:\data\2019-05\9E08056\REQUANT\
Data File : I05081919.D
Acq On : 8 May 2019 8:12 pm
Operator : JK /AMS /DTH
Sample : 9E08056-CAL1
Misc : 1x, A19D053 BNA@20
ALS Vial : 3 Sample Multiplier: 1
DataAcq Meth:SV9_AQUISITION.M

Quant Time: May 09 13:11:43 2019
Quant Method : T:\methods\SV9_050819.M
Quant Title : EPA 8270D: Semivolatile Organics
QLast Update : Thu May 09 12:25:58 2019
Response via : Initial Calibration
InstName : SV-GCMS9

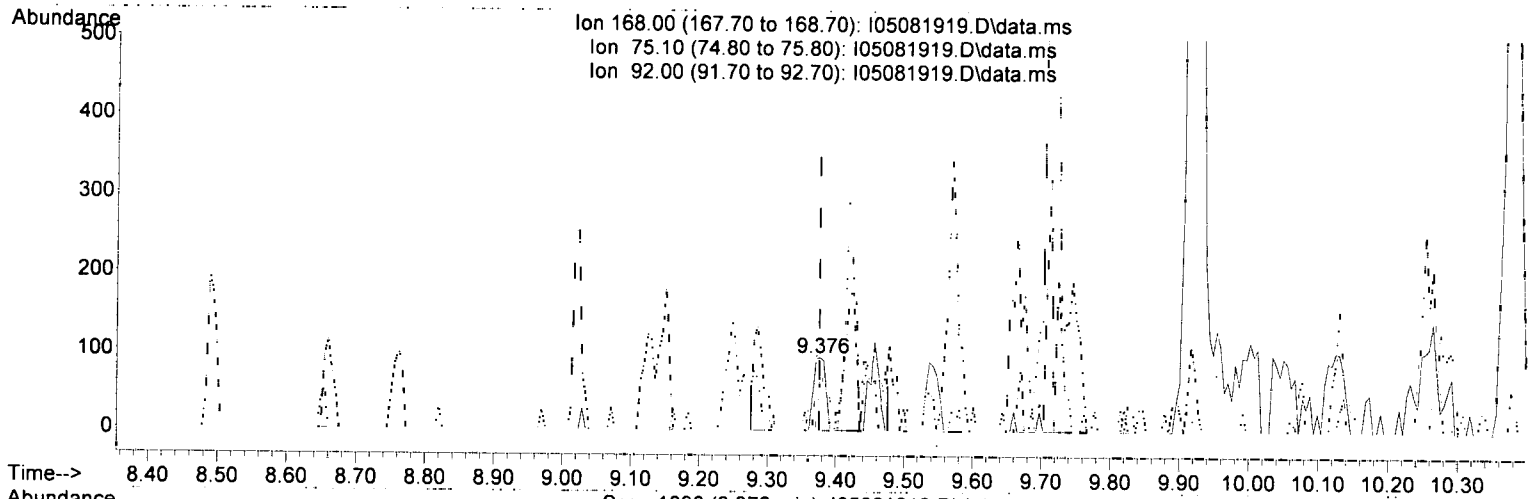

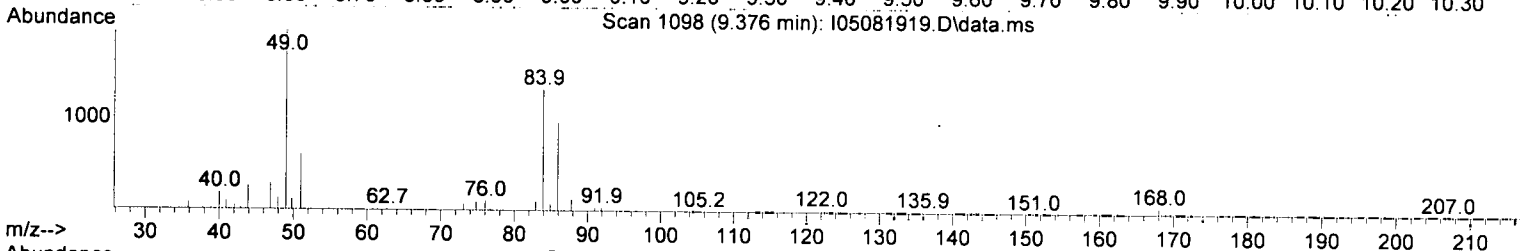

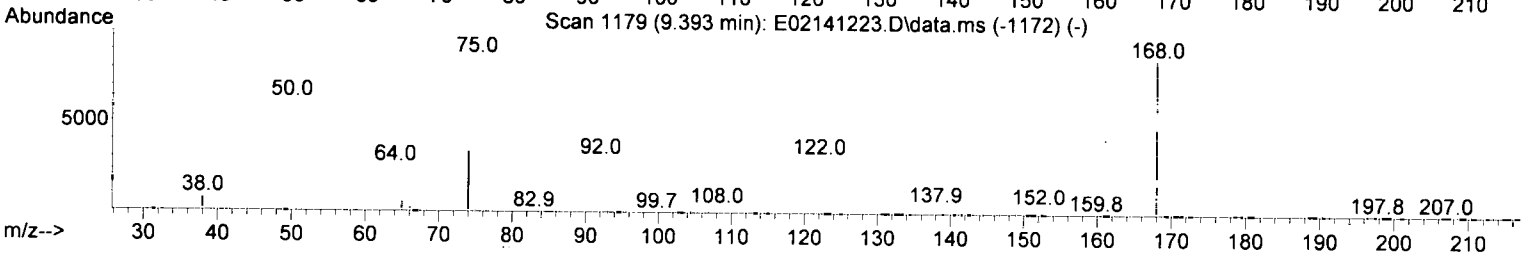

TIC: I05081919.D\data.ms

(44) 1,4-Dinitrobenzene (T)

9.376min (+ 0.000) 70.15 ng/ml

response 116

Ion	Exp%	Act%
168.00	100.00	100.00
75.10	134.30	124.73
92.00	43.50	65.59
0.00	0.00	0.00

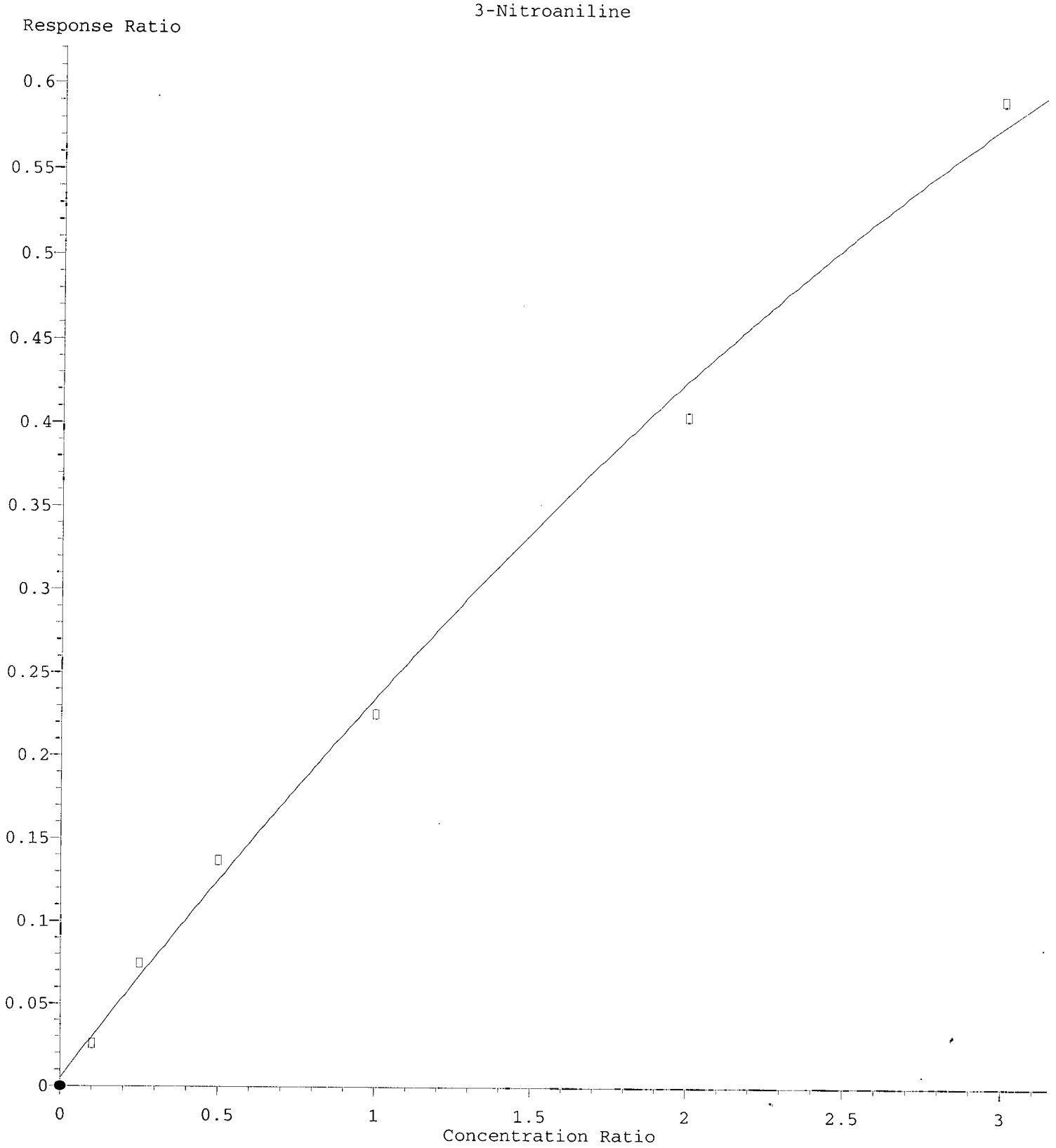

R = -1.97e-002 A*A + 2.50e-001 A + 5.08e-003
Coef of Det (r^2) = 0.994 Curve Fit: Quadratic w(1/a)
Method Name: T:\methods\SV9_050819.M
Calibration Table Last Updated: Thu May 09 13:06:21 2019

Quantitation Report (Qedit)

Data Path : T:\data\2019-05\9E08056\REQUANT\
Data File : I05081919.D
Acq On : 8 May 2019 8:12 pm
Operator : JK /AMS /DTH
Sample : 9E08056-CAL1
Misc : 1x, A19D053 BNA@20
ALS Vial : 3 Sample Multiplier: 1
DataAcq Meth:SV9_AQUISITION.M

Quant Time: May 09 13:11:43 2019
Quant Method : T:\methods\SV9_050819.M
Quant Title : EPA 8270D: Semivolatile Organics
QLast Update : Thu May 09 12:25:58 2019
Response via : Initial Calibration
InstName : SV-GCMS9

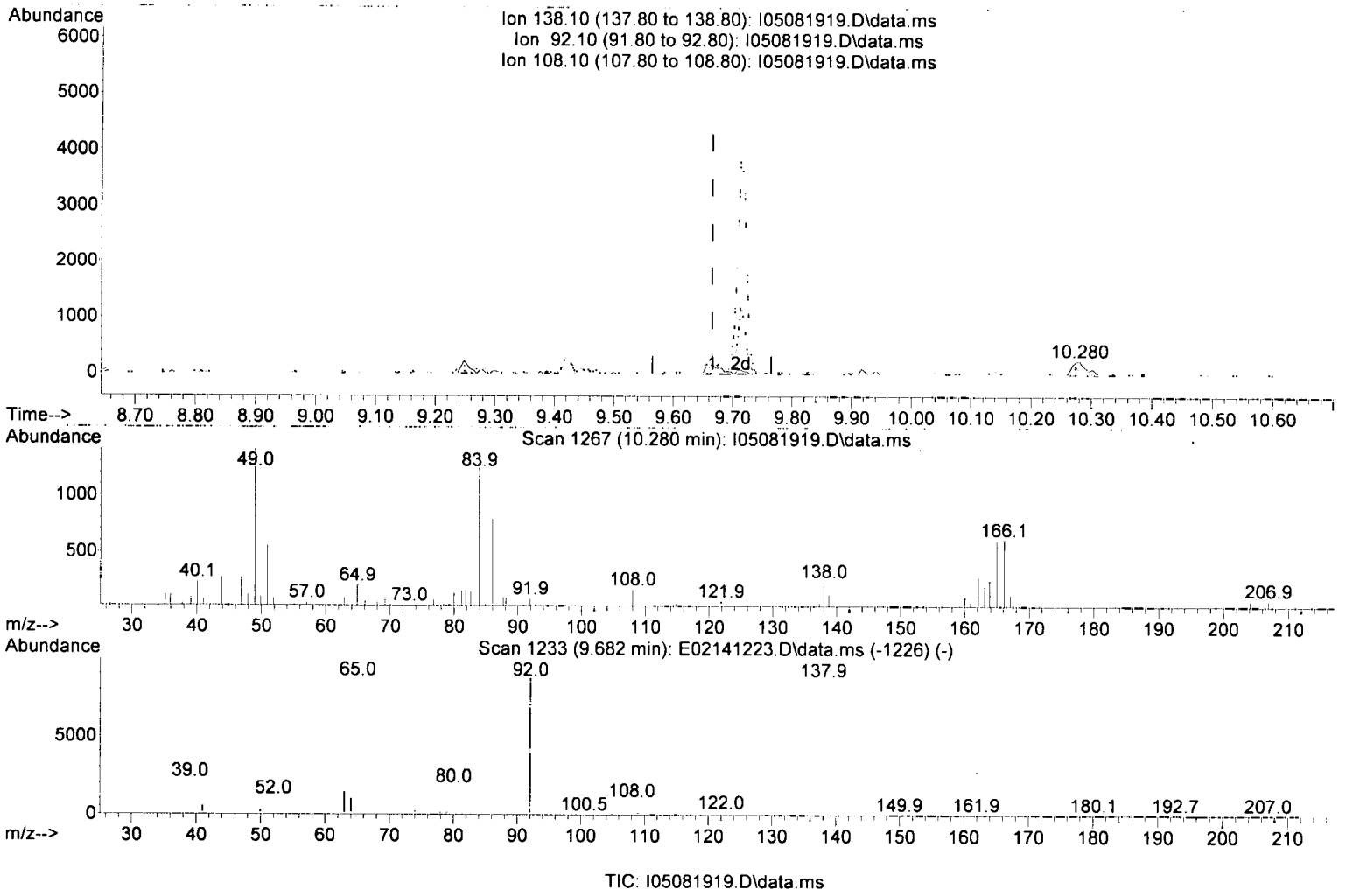

TIC: I05081919.D\data.ms

(50) 3-Nitroaniline (T)

10.280min (+ 0.615) -1.00 ng/ml m

response 1143

Ion	Exp%	Act%
138.10	100.00	100.00
92.10	114.60	35.66#
108.10	11.10	70.08#
0.00	0.00	0.00

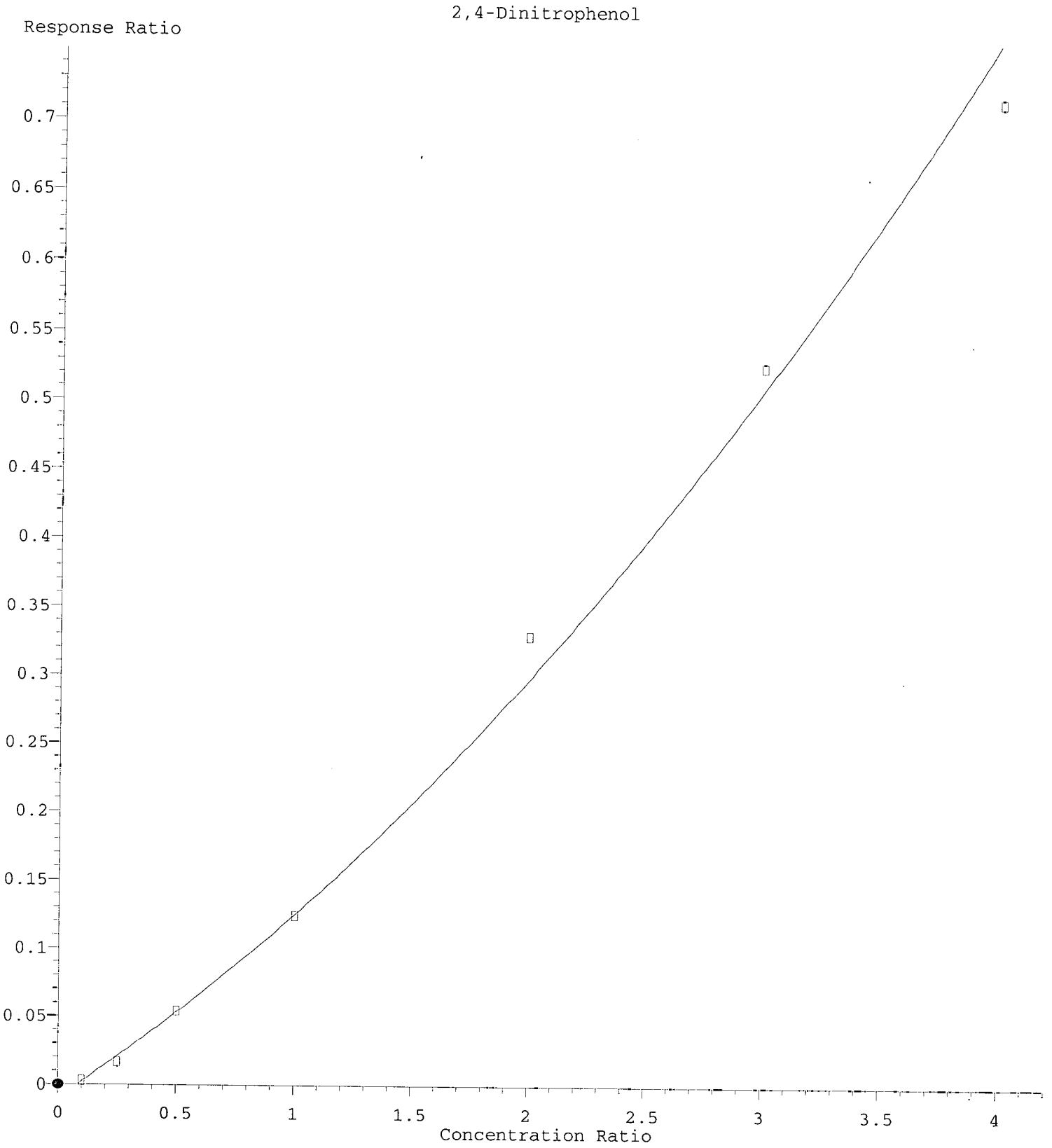

R = 1.91e-002 A*A + 1.15e-001 A - 9.32e-003
Coef of Det (r^2) = 0.994 Curve Fit: Quadratic w(1/a^2)
Method Name: T:\methods\SV9_050819.M
Calibration Table Last Updated: Thu May 09 13:06:21 2019

Quantitation Report (Qedit)

Data Path : T:\data\2019-05\9E08056\REQUANT\
Data File : I05081919.D
Acq On : 8 May 2019 8:12 pm
Operator : JK /AMS /DTH
Sample : 9E08056-CAL1
Misc : 1x, A19D053 BNA@20
ALS Vial : 3 Sample Multiplier: 1
DataAcq Meth:SV9_AQUISITION.M

Quant Time: May 09 13:11:43 2019
Quant Method : T:\methods\SV9_050819.M
Quant Title : EPA 8270D: Semivolatile Organics
QLast Update : Thu May 09 12:25:58 2019
Response via : Initial Calibration
InstName : SV-GCMS9

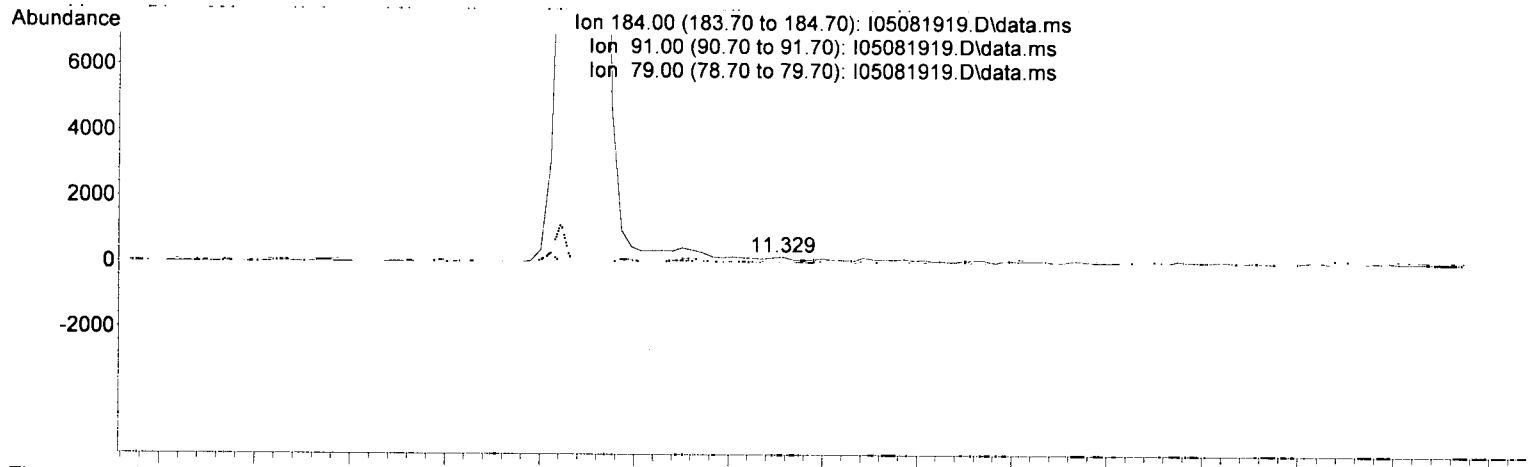

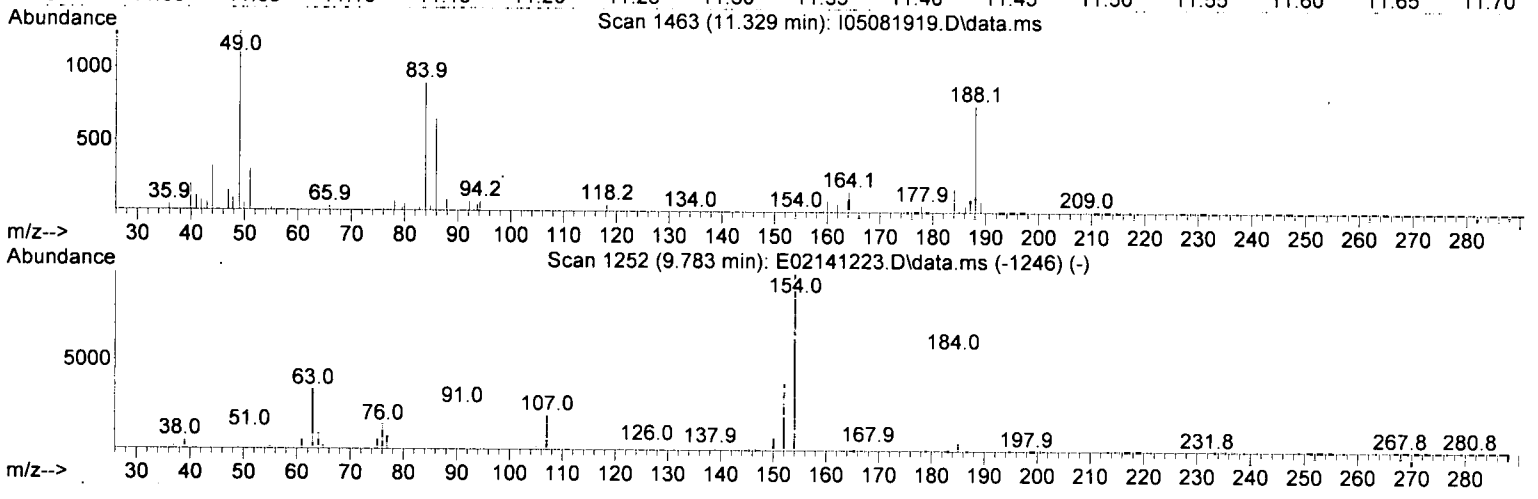

TIC: I05081919.D\data.ms

(52) 2,4-Dinitrophenol (T)

11.329min (+ 1.563) 173.74 ng/ml m

response 190

Ion	Exp%	Act%
184.00	100.00	100.00
91.00	53.50	0.00#
79.00	32.30	25.00
0.00	0.00	0.00

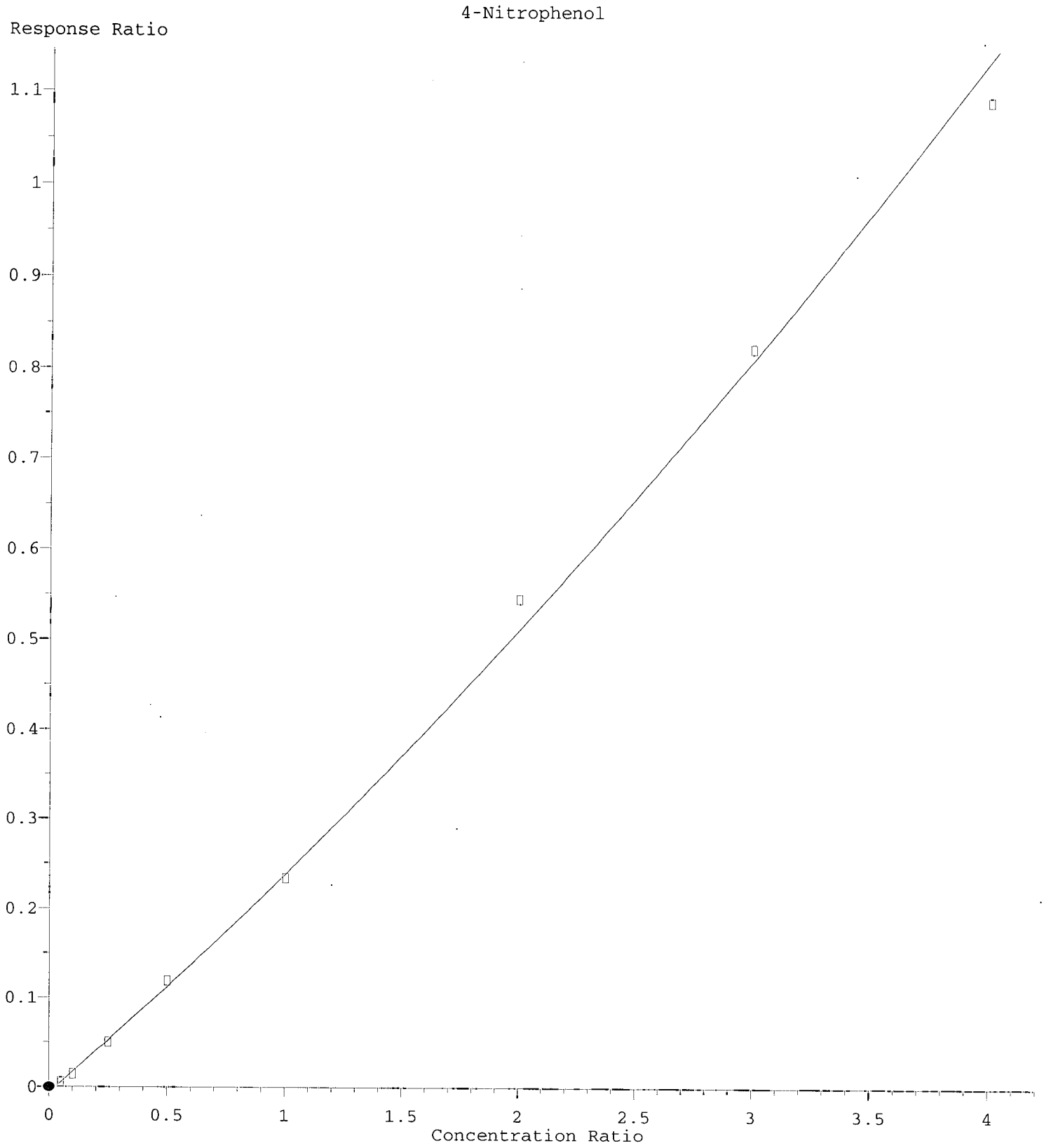

R = 1.35e-002 A*A + 2.32e-001 A - 6.72e-003
Coef of Det (r^2) = 0.996 Curve Fit: Quadratic w(1/a^2)
Method Name: T:\methods\SV9_050819.M
Calibration Table Last Updated: Thu May 09 13:06:21 2019

Quantitation Report (Qedit)

Data Path : T:\data\2019-05\9E08056\REQUANT\
Data File : I05081919.D
Acq On : 8 May 2019 8:12 pm
Operator : JK /AMS /DTH
Sample : 9E08056-CAL1
Misc : 1x, A19D053 BNA@20
ALS Vial : 3 Sample Multiplier: 1
DataAcq Meth:SV9_AQUISITION.M

Quant Time: May 09 13:11:43 2019
Quant Method : T:\methods\SV9_050819.M
Quant Title : EPA 8270D: Semivolatile Organics
QLast Update : Thu May 09 12:25:58 2019
Response via : Initial Calibration
InstName : SV-GCMS9

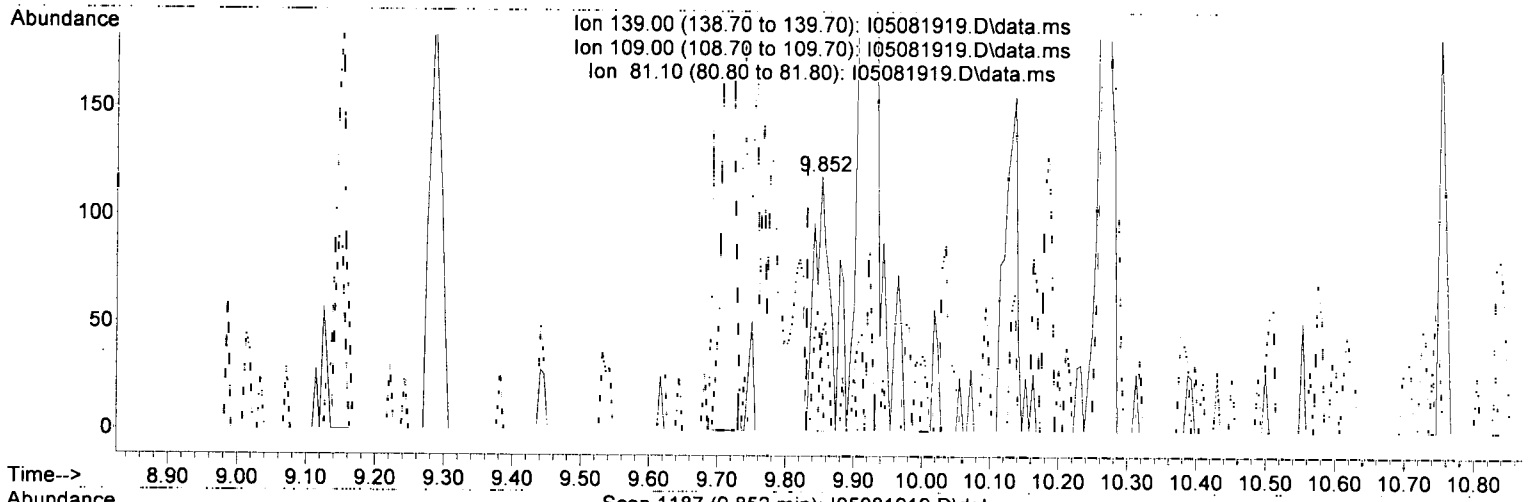

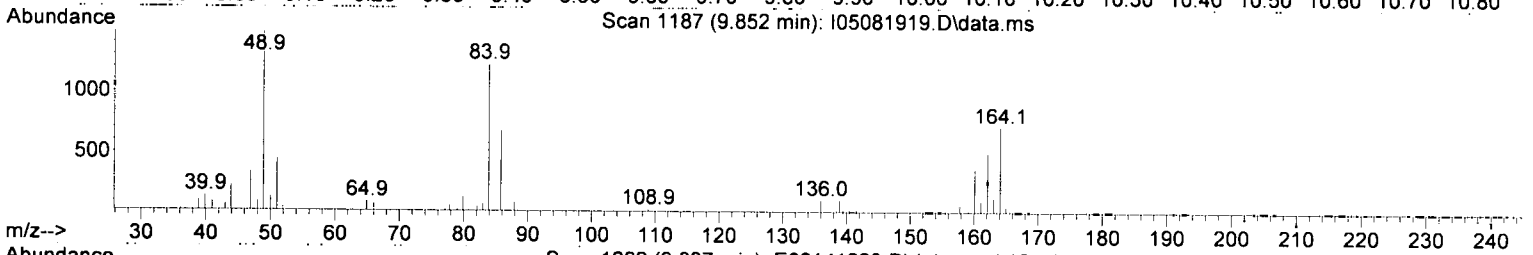

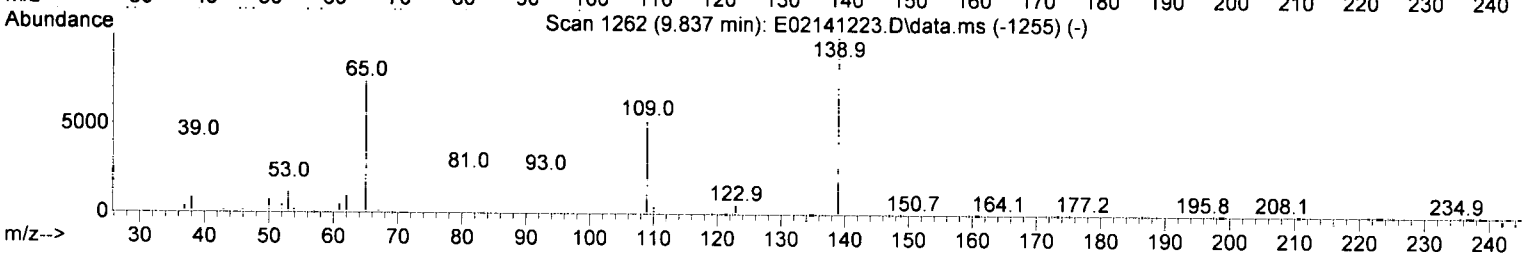

TIC: I05081919.D\data.ms

(53) 4-Nitrophenol (T)

9.852min (+ 0.021) 64.39 ng/ml

response 173

Ion	Exp%	Act%
139.00	100.00	100.00
109.00	64.20	36.97
81.10	30.90	26.89
0.00	0.00	0.00

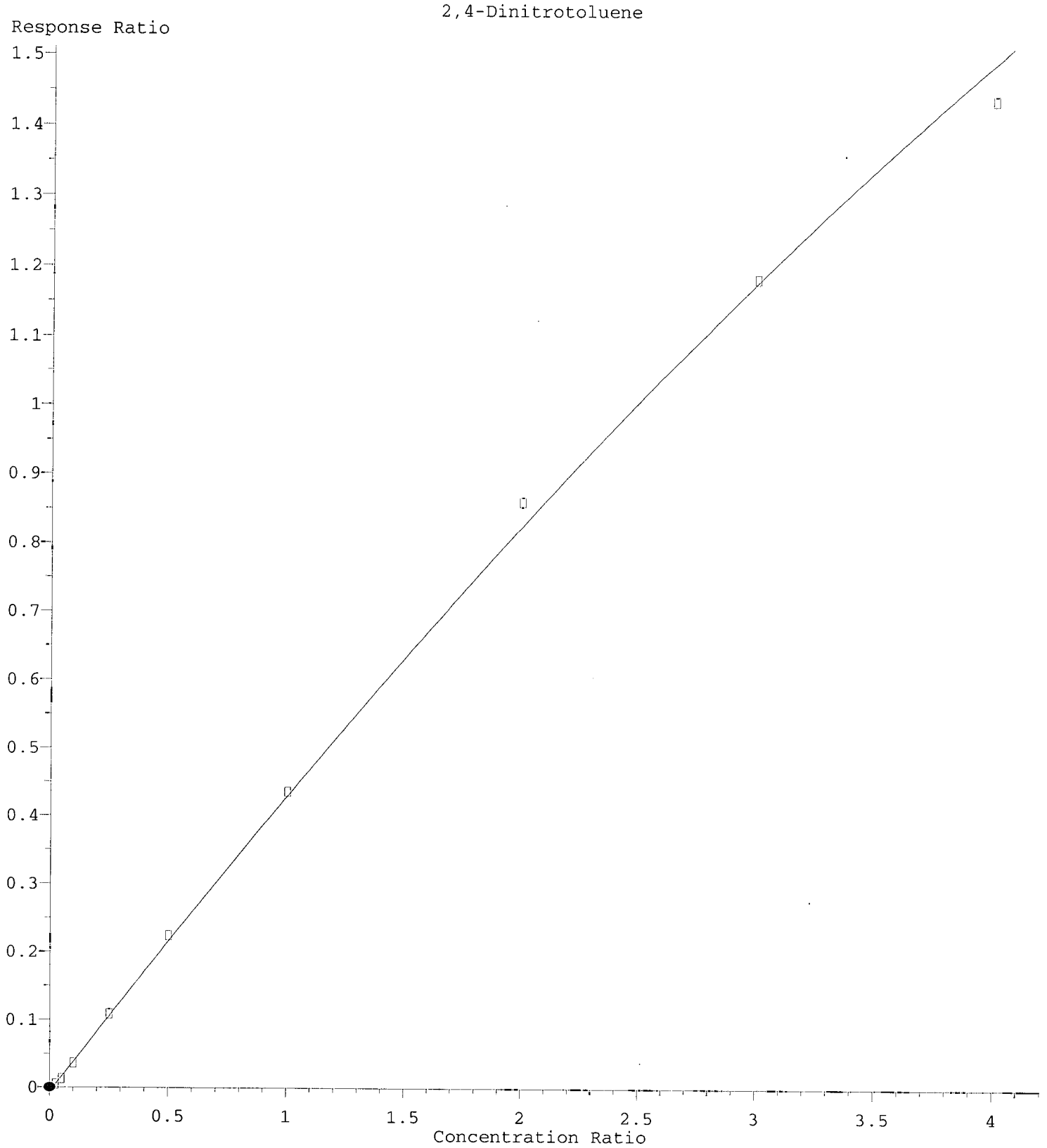

R = -2.06e-002 A*A + 4.57e-001 A - 7.48e-003
Coef of Det (r^2) = 0.996 Curve Fit: Quadratic w(1/a^2)
Method Name: T:\methods\SV9_050819.M
Calibration Table Last Updated: Thu May 09 13:06:21 2019

Quantitation Report (Qedit)

Data Path : T:\data\2019-05\9E08056\REQUANT\
Data File : I05081919.D
Acq On : 8 May 2019 8:12 pm
Operator : JK /AMS /DTH
Sample : 9E08056-CAL1
Misc : 1x, A19D053 BNA@20
ALS Vial : 3 Sample Multiplier: 1
DataAcq Meth:SV9_AQUISITION.M

Quant Time: May 09 13:11:43 2019
Quant Method : T:\methods\SV9_050819.M
Quant Title : EPA 8270D: Semivolatile Organics
QLast Update : Thu May 09 12:25:58 2019
Response via : Initial Calibration
InstName : SV-GCMS9

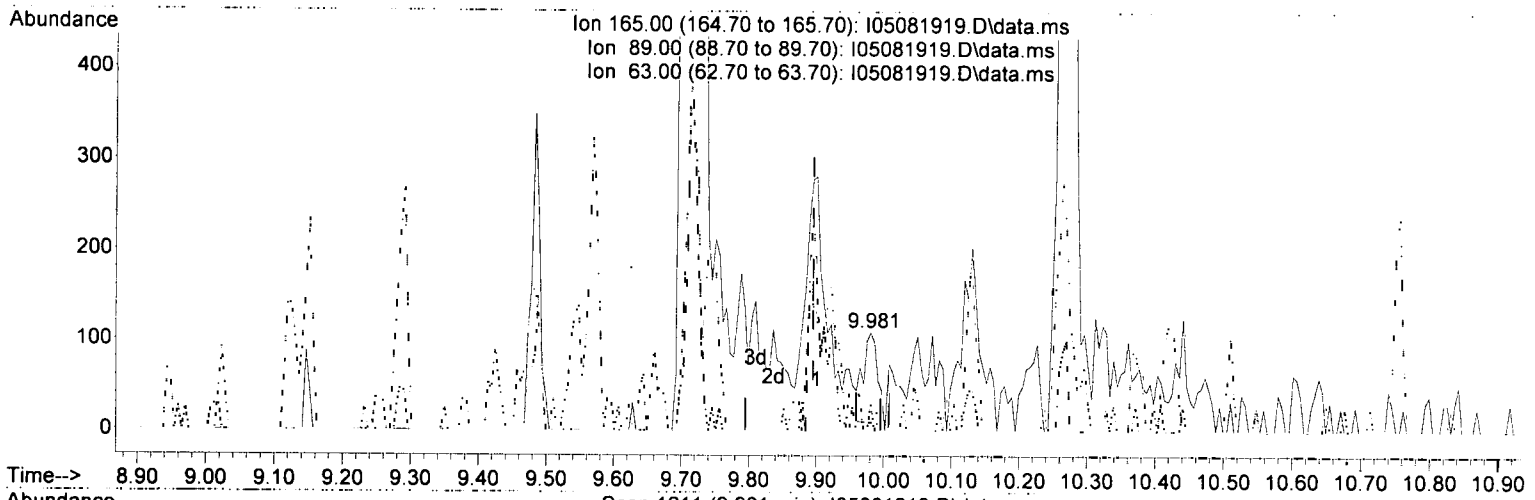

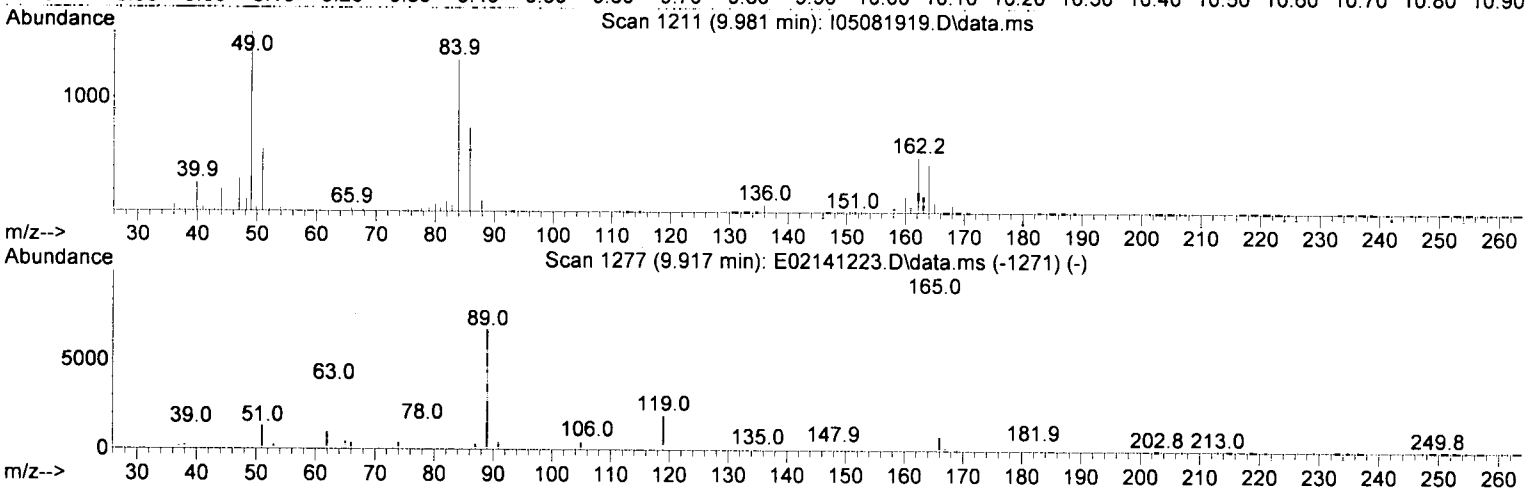

TIC: I05081919.D\data.ms

(54) 2,4-Dinitrotoluene (T)

9.981min (+ 0.086) 35.93 ng/ml m

response 167

Ion	Exp%	Act%
165.00	100.00	100.00
89.00	80.10	26.61#
63.00	47.20	0.00#
0.00	0.00	0.00

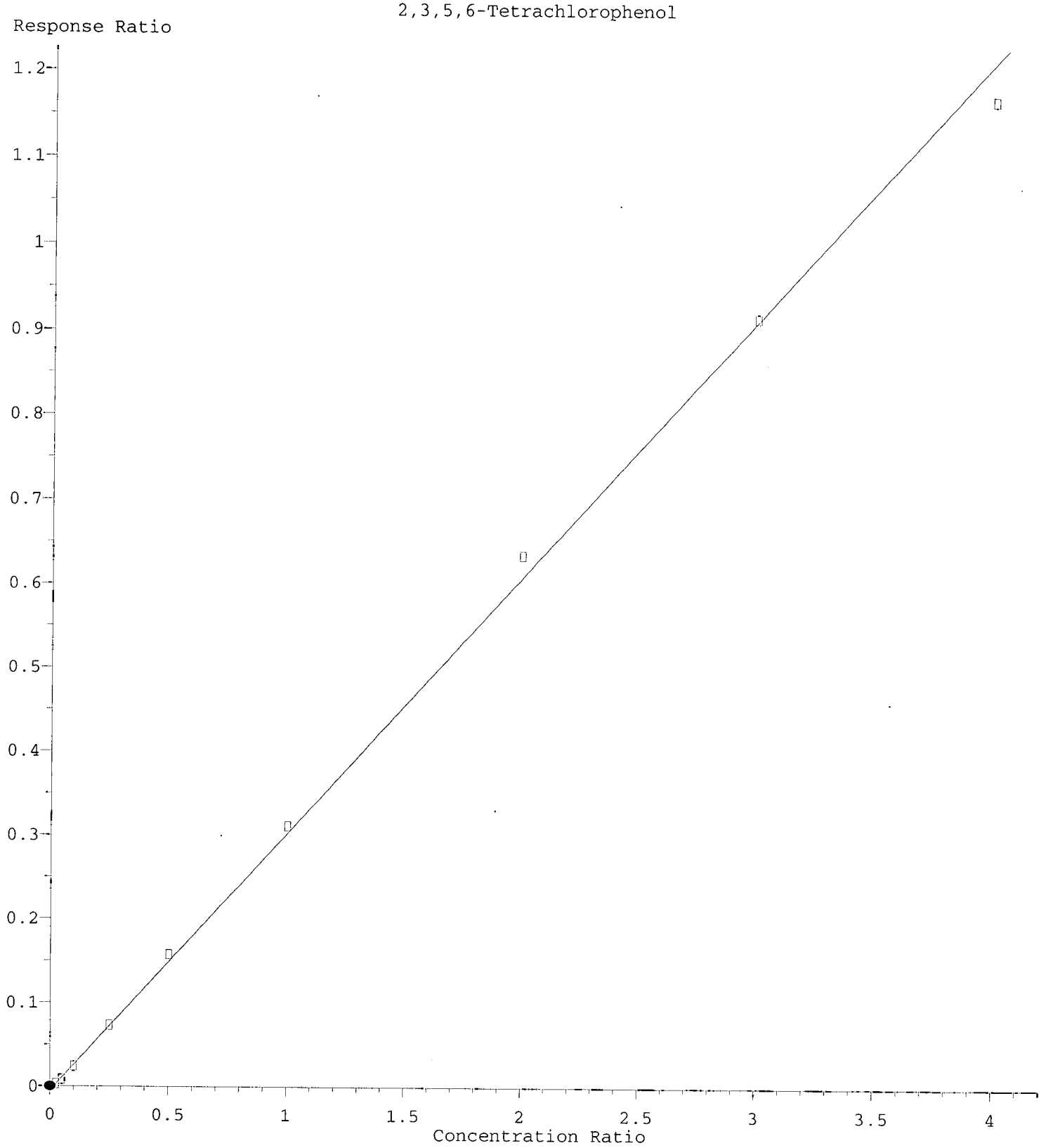

R = -1.07e-003 A*A + 3.09e-001 A - 5.22e-003
Coef of Det (r^2) = 0.995 Curve Fit: Quadratic w(1/a^2)
Method Name: T:\methods\SV9_050819.M
Calibration Table Last Updated: Thu May 09 13:06:21 2019

Quantitation Report (Qedit)

Data Path : T:\data\2019-05\9E08056\REQUANT\
Data File : I05081919.D
Acq On : 8 May 2019 8:12 pm
Operator : JK /AMS /DTH
Sample : 9E08056-CAL1
Misc : 1x, A19D053 BNA@20
ALS Vial : 3 Sample Multiplier: 1
DataAcq Meth:SV9_AQUISITION.M

Quant Time: May 09 13:11:43 2019
Quant Method : T:\methods\SV9_050819.M
Quant Title : EPA 8270D: Semivolatile Organics
QLast Update : Thu May 09 12:25:58 2019
Response via : Initial Calibration
InstName : SV-GCMS9

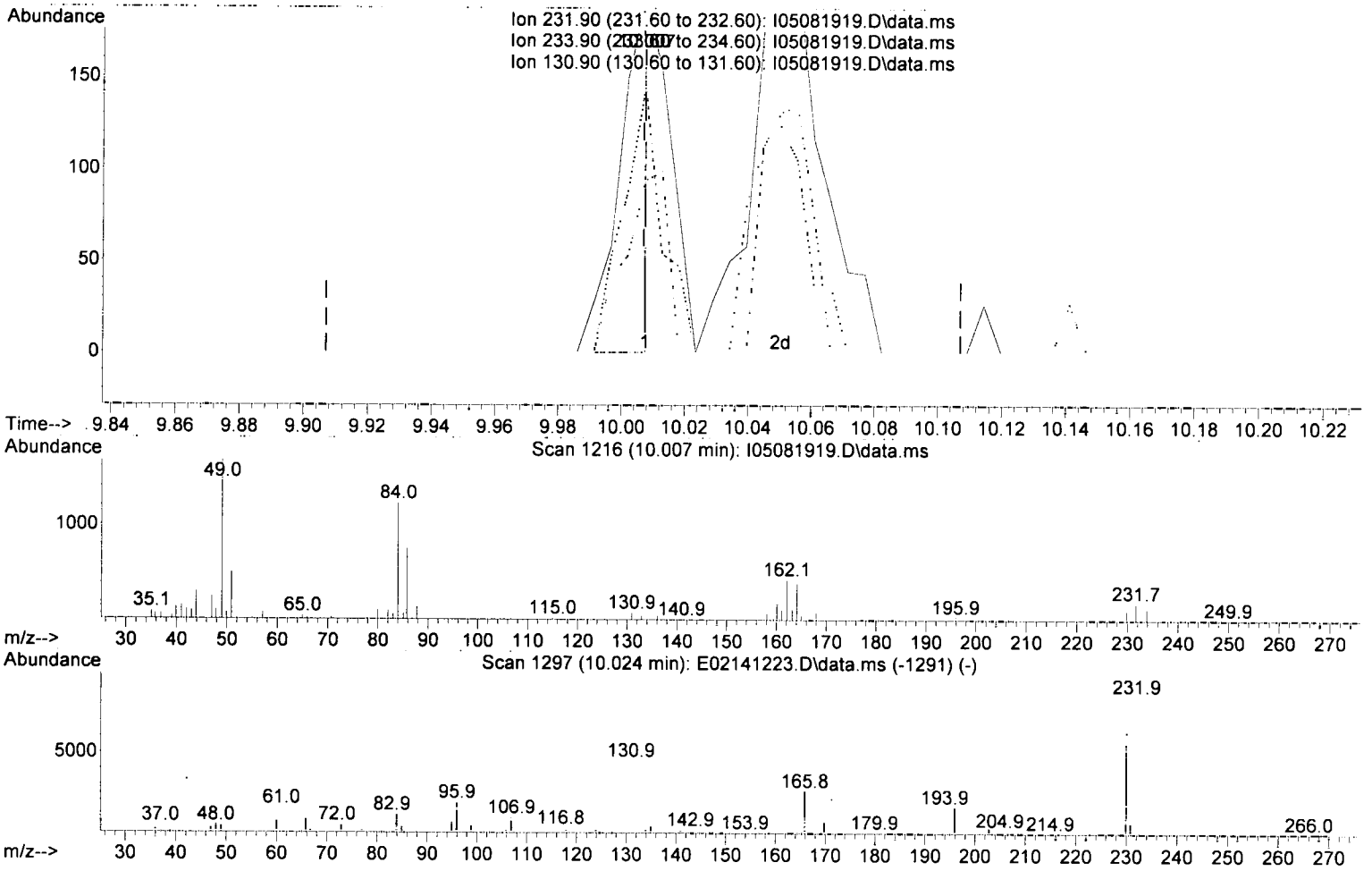

TIC: I05081919.D\data.ms

(56) 2,3,5,6-Tetrachlorophenol (T)

10.007min (+ 0.000) 37.74 ng/ml m

response 140

Ion	Exp%	Act%
231.90	100.00	100.00
233.90	49.20	72.86
130.90	53.00	47.24
0.00	0.00	0.00

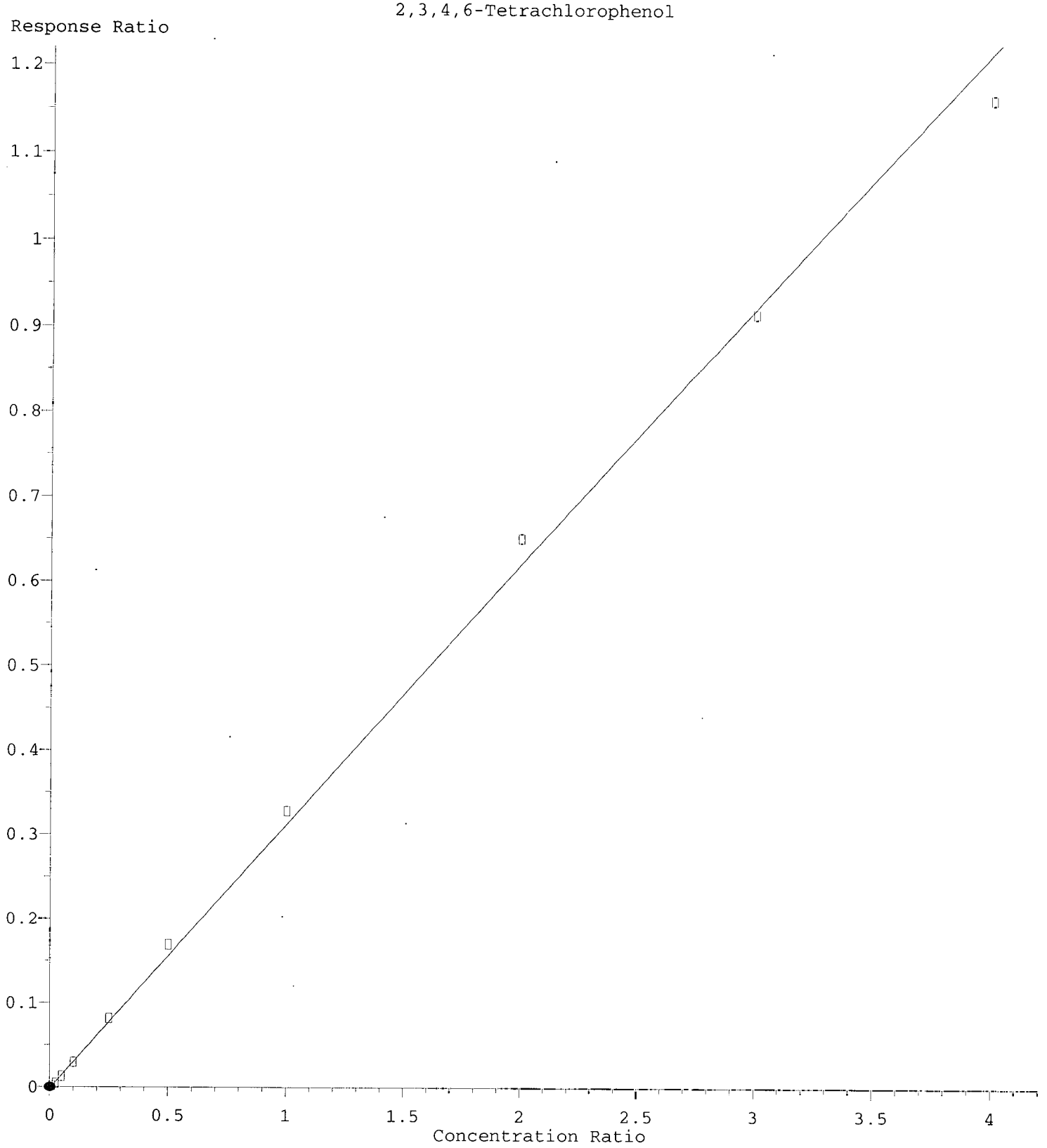

R = -3.25e-003 A*A + 3.18e-001 A - 1.92e-003
Coef of Det (r^2) = 0.991 Curve Fit: Quadratic w(1/a^2)
Method Name: T:\methods\SV9_050819.M
Calibration Table Last Updated: Thu May 09 13:06:21 2019

Quantitation Report (Qedit)

Data Path : T:\data\2019-05\9E08056\REQUANT\
Data File : I05081919.D
Acq On : 8 May 2019 8:12 pm
Operator : JK /AMS /DTH
Sample : 9E08056-CAL1
Misc : 1x, A19D053 BNA@20
ALS Vial : 3 Sample Multiplier: 1
DataAcq Meth:SV9_AQUISITION.M

Quant Time: May 09 13:11:43 2019
Quant Method : T:\methods\SV9_050819.M
Quant Title : EPA 8270D: Semivolatile Organics
QLast Update : Thu May 09 12:25:58 2019
Response via : Initial Calibration
InstName : SV-GCMS9

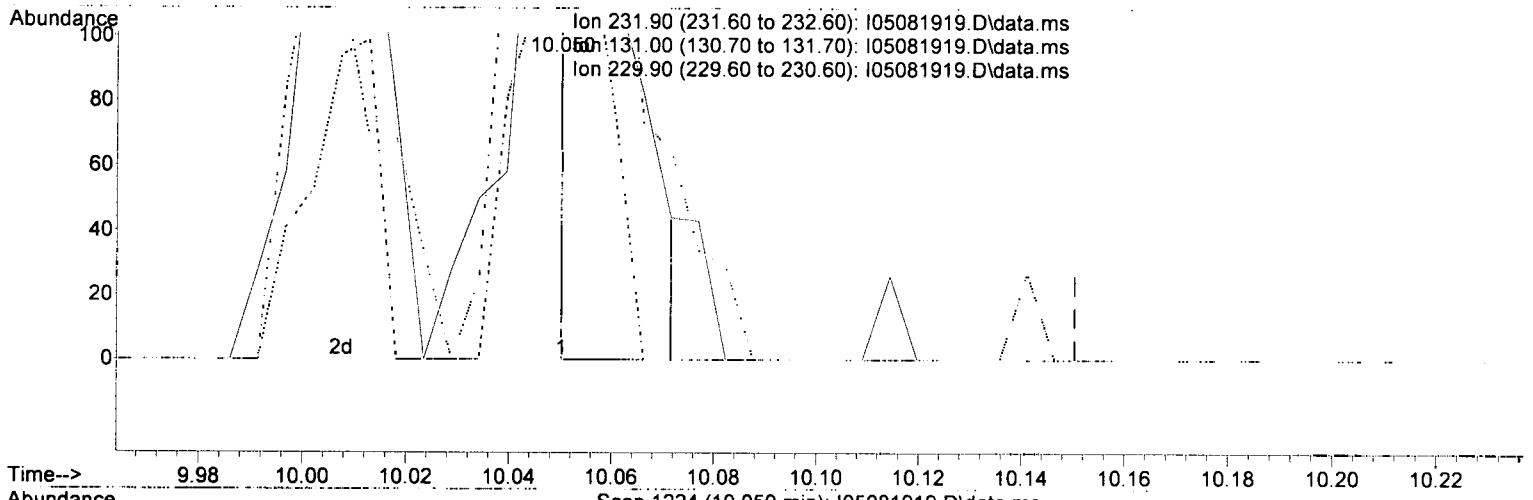

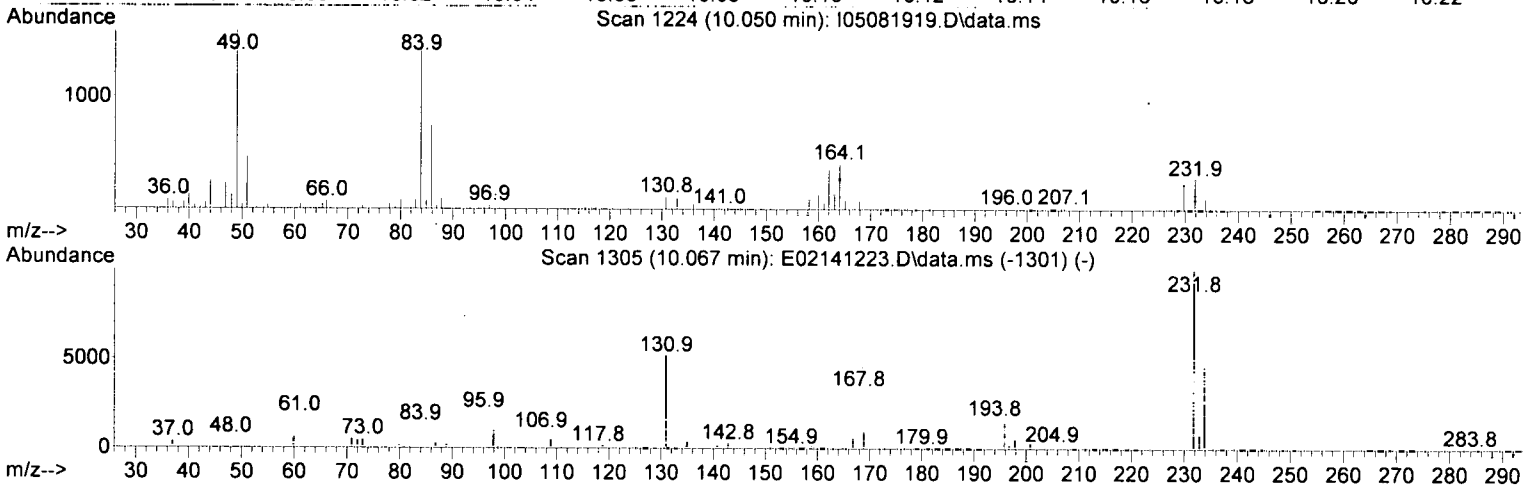

TIC: I05081919.D\data.ms

(57) 2,3,4,6-Tetrachlorophenol (T)

10.050min (-0.000) 16.03 ng/ml m

response 145

Ion	Exp%	Act%
231.90	100.00	100.00
131.00	63.10	45.33
229.90	78.40	85.47
0.00	0.00	0.00

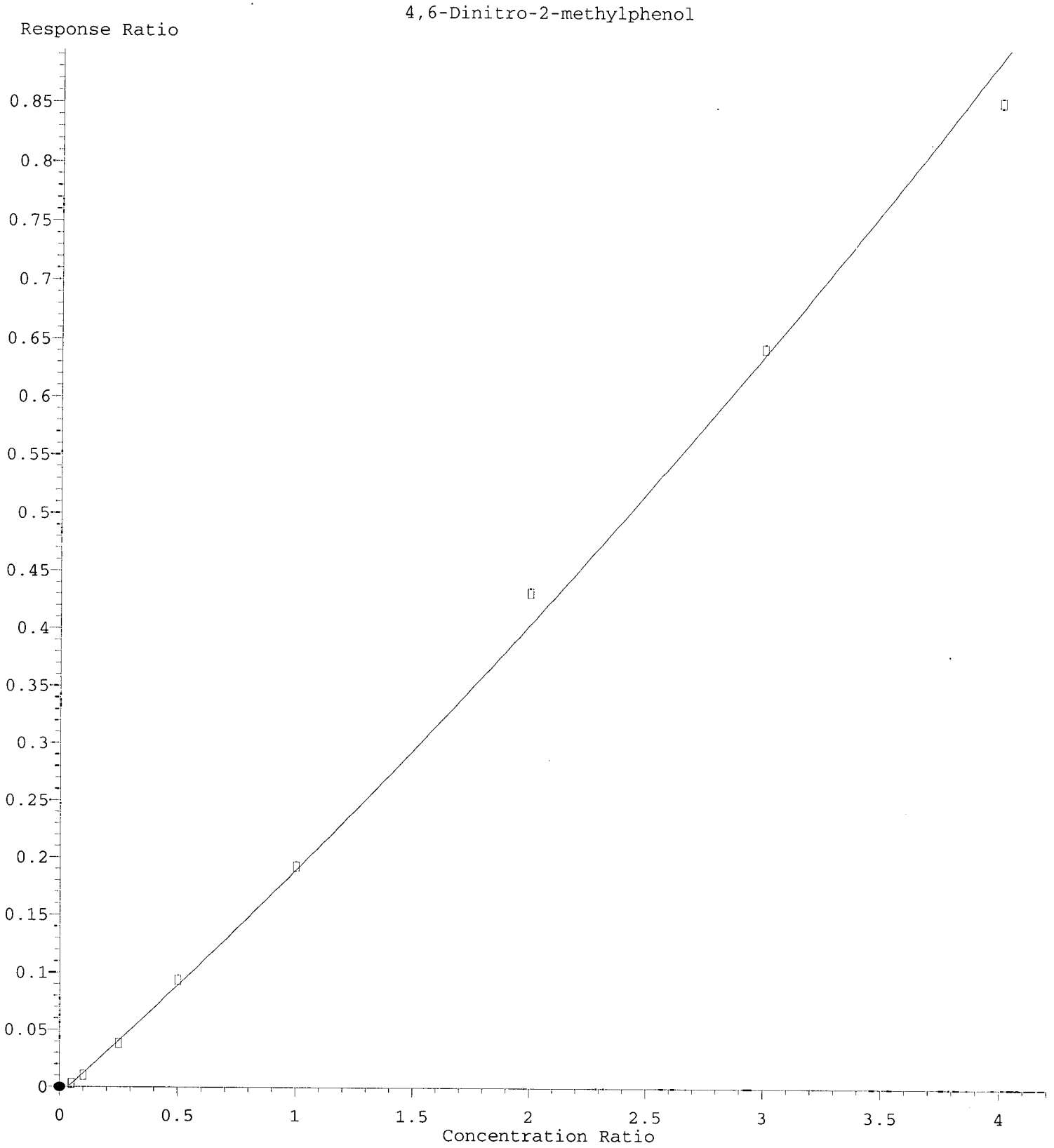

R = 9.20e-003 A*A + 1.87e-001 A - 6.68e-003
Coef of Det (r^2) = 0.996 Curve Fit: Quadratic w(1/a^2)
Method Name: T:\methods\SV9_050819.M
Calibration Table Last Updated: Thu May 09 13:06:21 2019

Quantitation Report (Qedit)

Data Path : T:\data\2019-05\9E08056\REQUANT\
Data File : I05081919.D
Acq On : 8 May 2019 8:12 pm
Operator : JK /AMS /DTH
Sample : 9E08056-CAL1
Misc : 1x, A19D053 BNA@20
ALS Vial : 3 Sample Multiplier: 1
DataAcq Meth:SV9_AQUISITION.M

Quant Time: May 09 13:11:43 2019
Quant Method : T:\methods\SV9_050819.M
Quant Title : EPA 8270D: Semivolatile Organics
QLast Update : Thu May 09 12:25:58 2019
Response via : Initial Calibration
InstName : SV-GCMS9

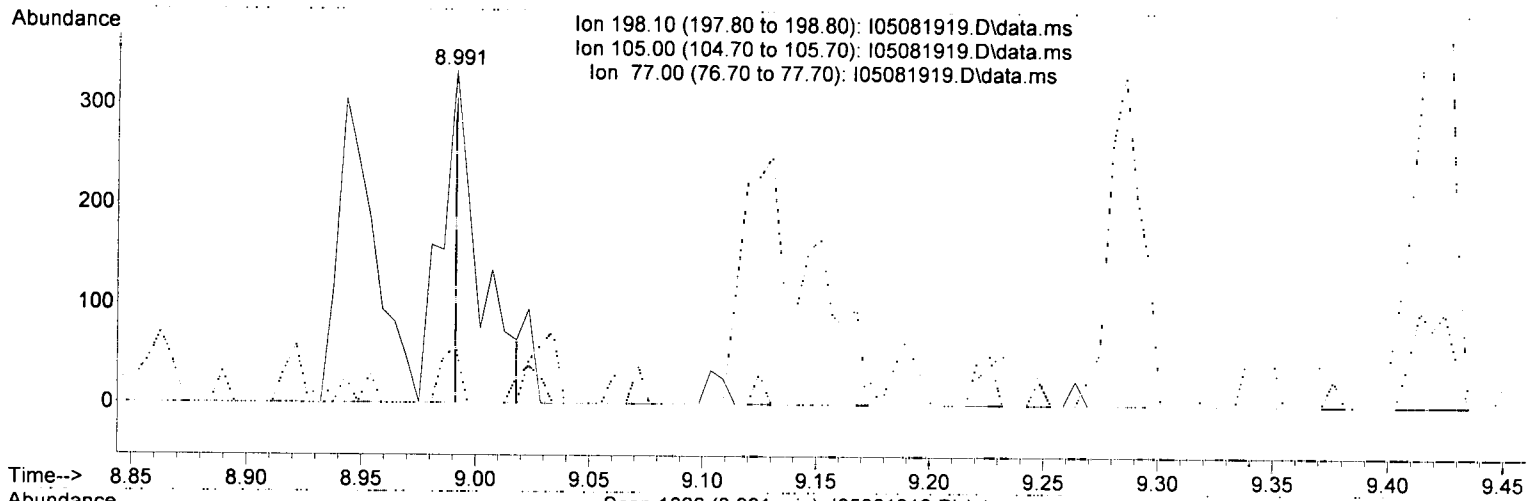

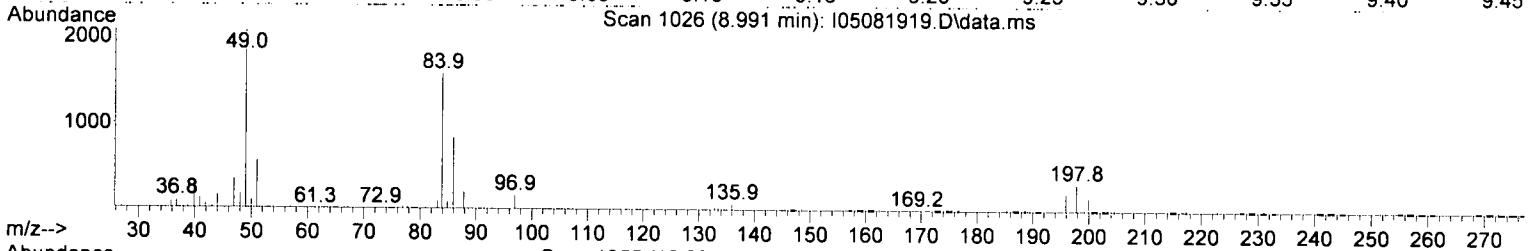



TIC: I05081919.D\data.ms

(63) 4,6-Dinitro-2-methylphenol (T)

8.991min (-1.321) 79.54 ng/ml m

response 177

Ion	Exp%	Act%
198.10	100.00	100.00
105.00	58.40	0.00#
77.00	31.80	16.77
0.00	0.00	0.00

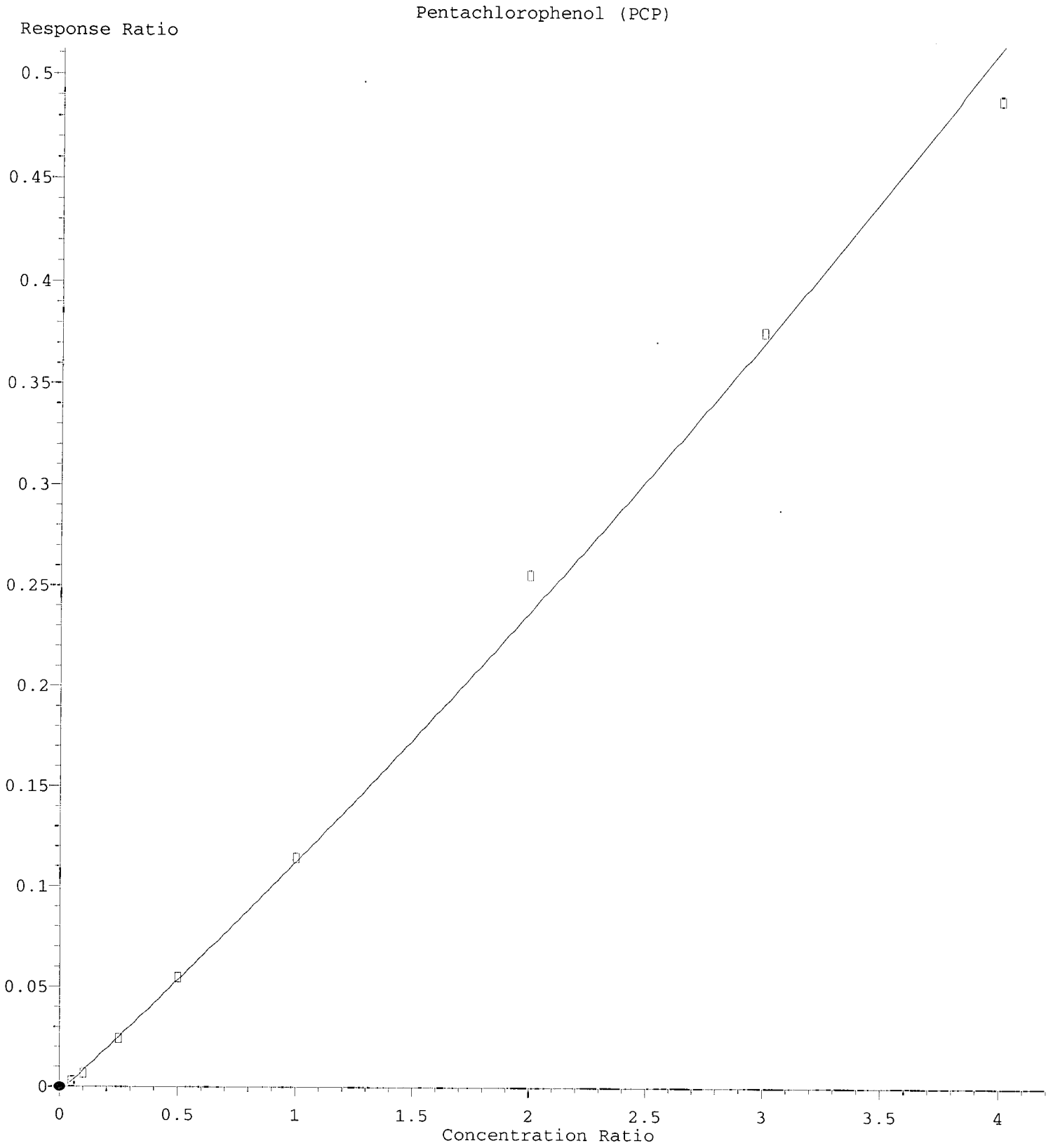

R = 4.56e-003 A*A + 1.11e-001 A - 3.12e-003
Coef of Det (r^2) = 0.995 Curve Fit: Quadratic w(1/a^2)
Method Name: T:\methods\SV9_050819.M
Calibration Table Last Updated: Thu May 09 13:06:21 2019

Quantitation Report (Qedit)

Data Path : T:\data\2019-05\9E08056\REQUANT\
Data File : I05081919.D
Acq On : 8 May 2019 8:12 pm
Operator : JK /AMS /DTH
Sample : 9E08056-CAL1
Misc : 1x, A19D053 BNA@20
ALS Vial : 3 Sample Multiplier: 1
DataAcq Meth:SV9_AQUISITION.M

Quant Time: May 09 13:11:43 2019
Quant Method : T:\methods\SV9_050819.M
Quant Title : EPA 8270D: Semivolatile Organics
QLast Update : Thu May 09 12:25:58 2019
Response via : Initial Calibration
InstName : SV-GCMS9

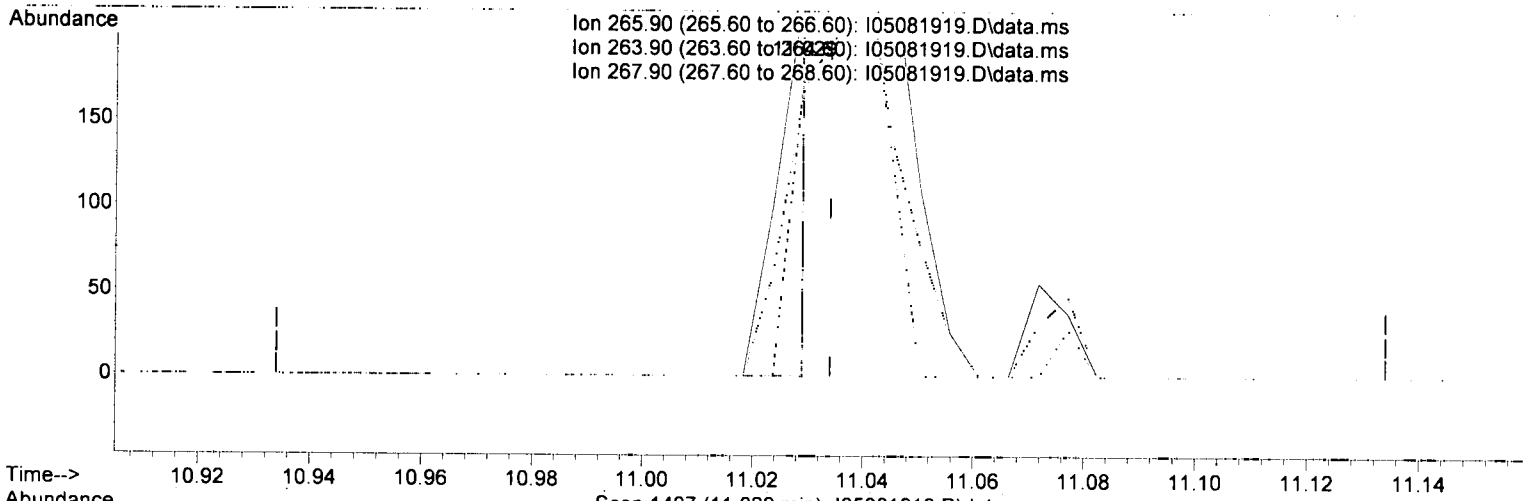

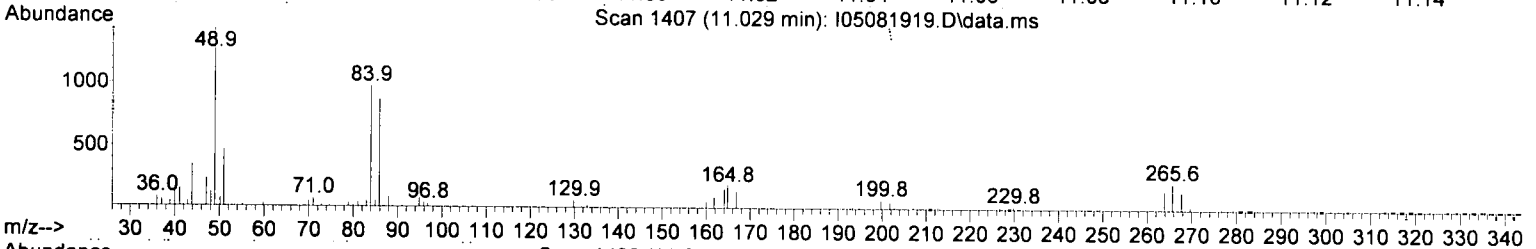

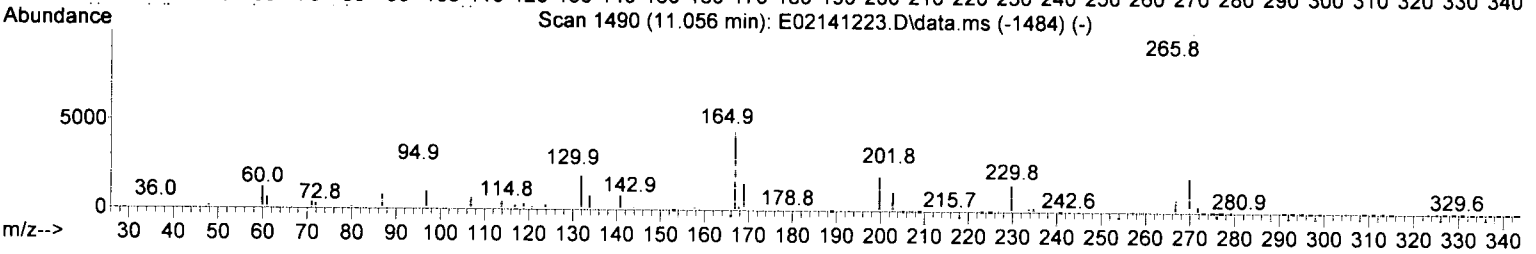

TIC: I05081919.D\data.ms

(70) Pentachlorophenol (PCP) (T)

11.029min (-0.005) 60.50 ng/ml m

response 107

Ion	Exp%	Act%
265.90	100.00	100.00
263.90	65.20	74.89
267.90	61.20	72.29
0.00	0.00	0.00

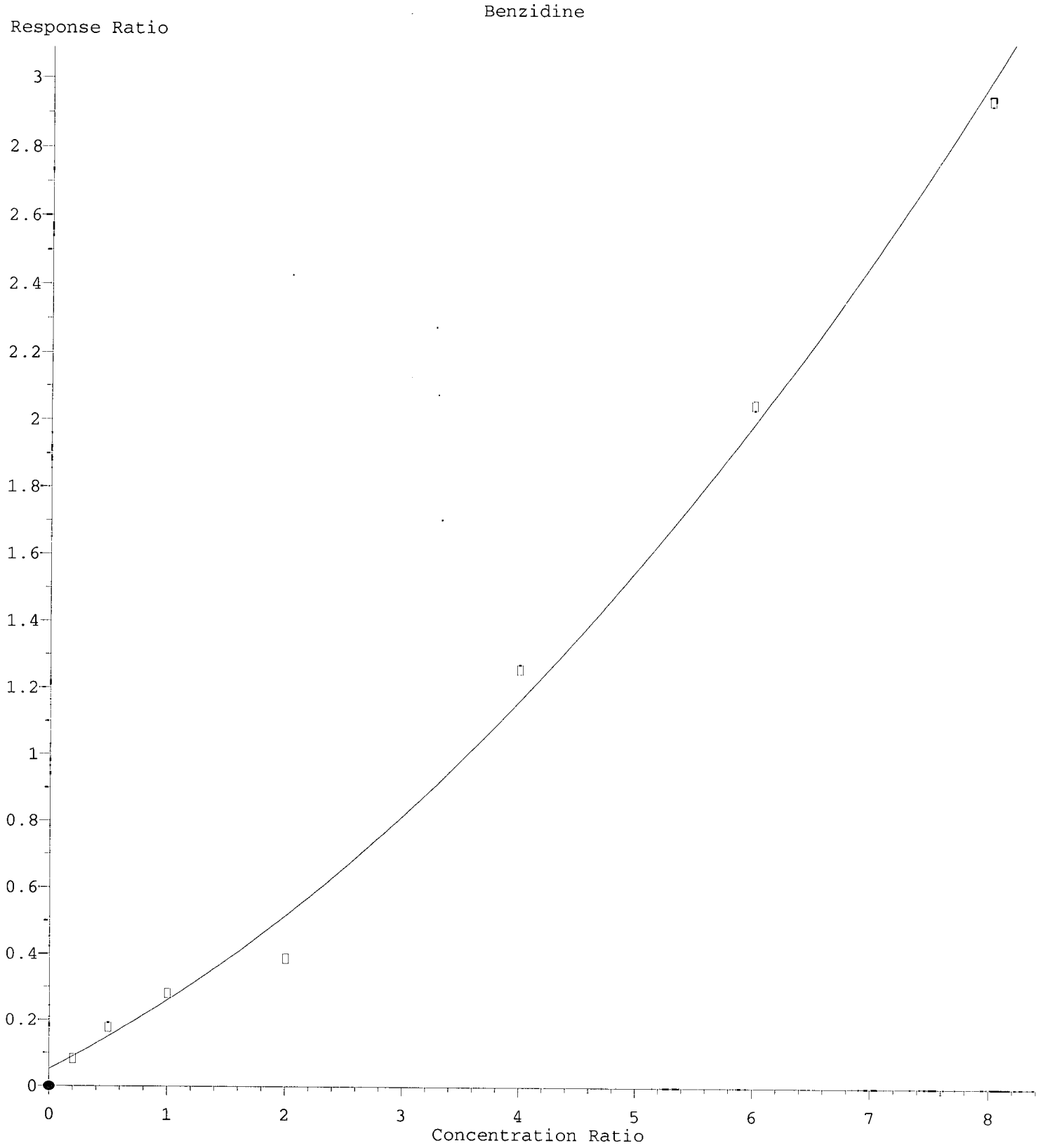

R = 2.27e-002 A*A + 1.87e-001 A + 5.11e-002
Coef of Det (r^2) = 0.993 Curve Fit: Quadratic w(1/a)
Method Name: T:\methods\SV9_050819.M
Calibration Table Last Updated: Thu May 09 13:06:21 2019

Quantitation Report (Qedit)

Data Path : T:\data\2019-05\9E08056\REQUANT\
Data File : I05081919.D
Acq On : 8 May 2019 8:12 pm
Operator : JK /AMS /DTH
Sample : 9E08056-CAL1
Misc : 1x, A19D053 BNA@20
ALS Vial : 3 Sample Multiplier: 1
DataAcq Meth:SV9_AQUISITION.M

Quant Time: May 09 13:11:43 2019
Quant Method : T:\methods\SV9_050819.M
Quant Title : EPA 8270D: Semivolatile Organics
QLast Update : Thu May 09 12:25:58 2019
Response via : Initial Calibration
InstName : SV-GCMS9

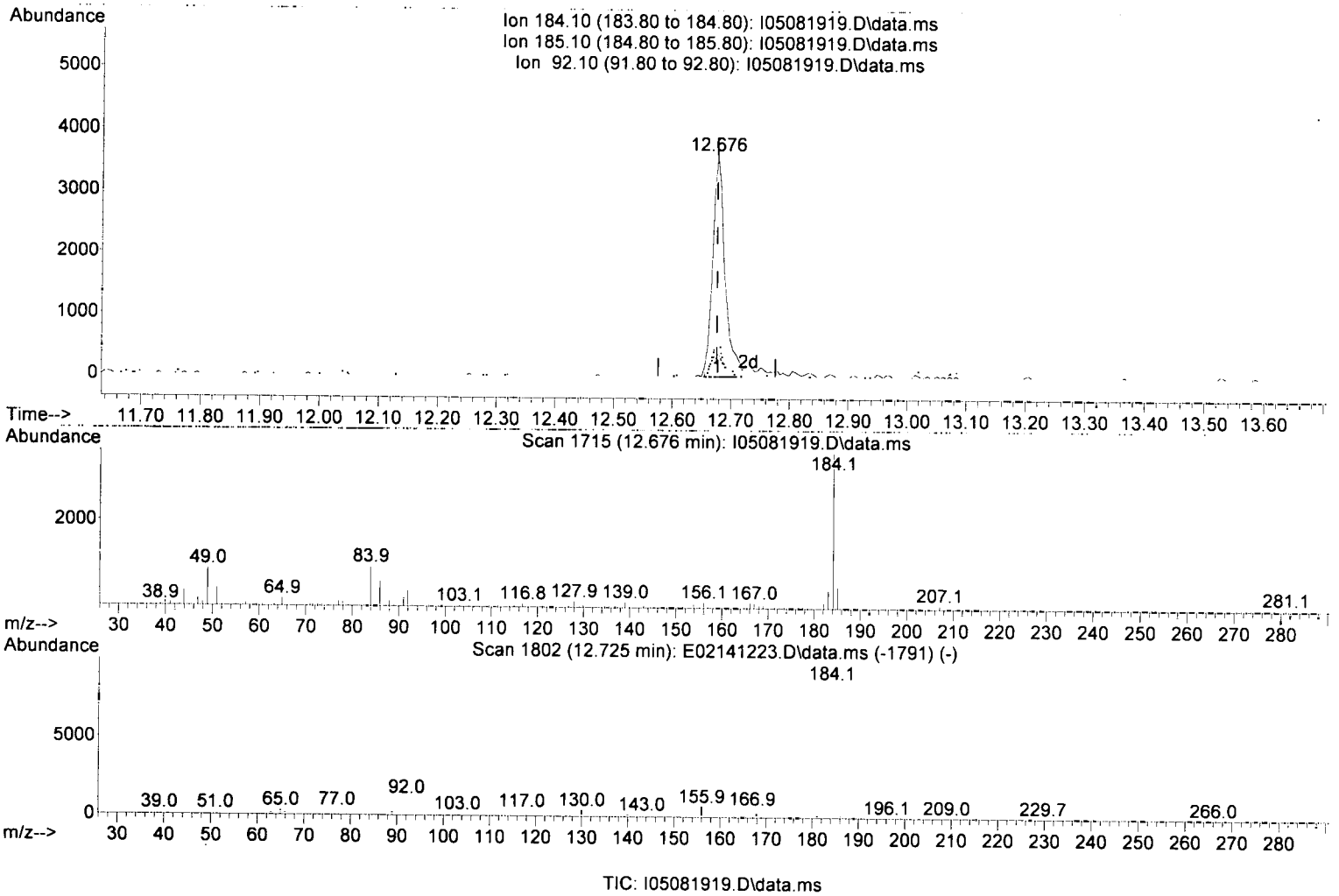

TIC: I05081919.D\data.ms

(76) Benzidine (T)

12.676min (+ 0.000) -1.00 ng/ml m

response 6349

Ion	Exp%	Act%
184.10	100.00	100.00
185.10	15.10	14.46
92.10	11.90	10.75
0.00	0.00	0.00

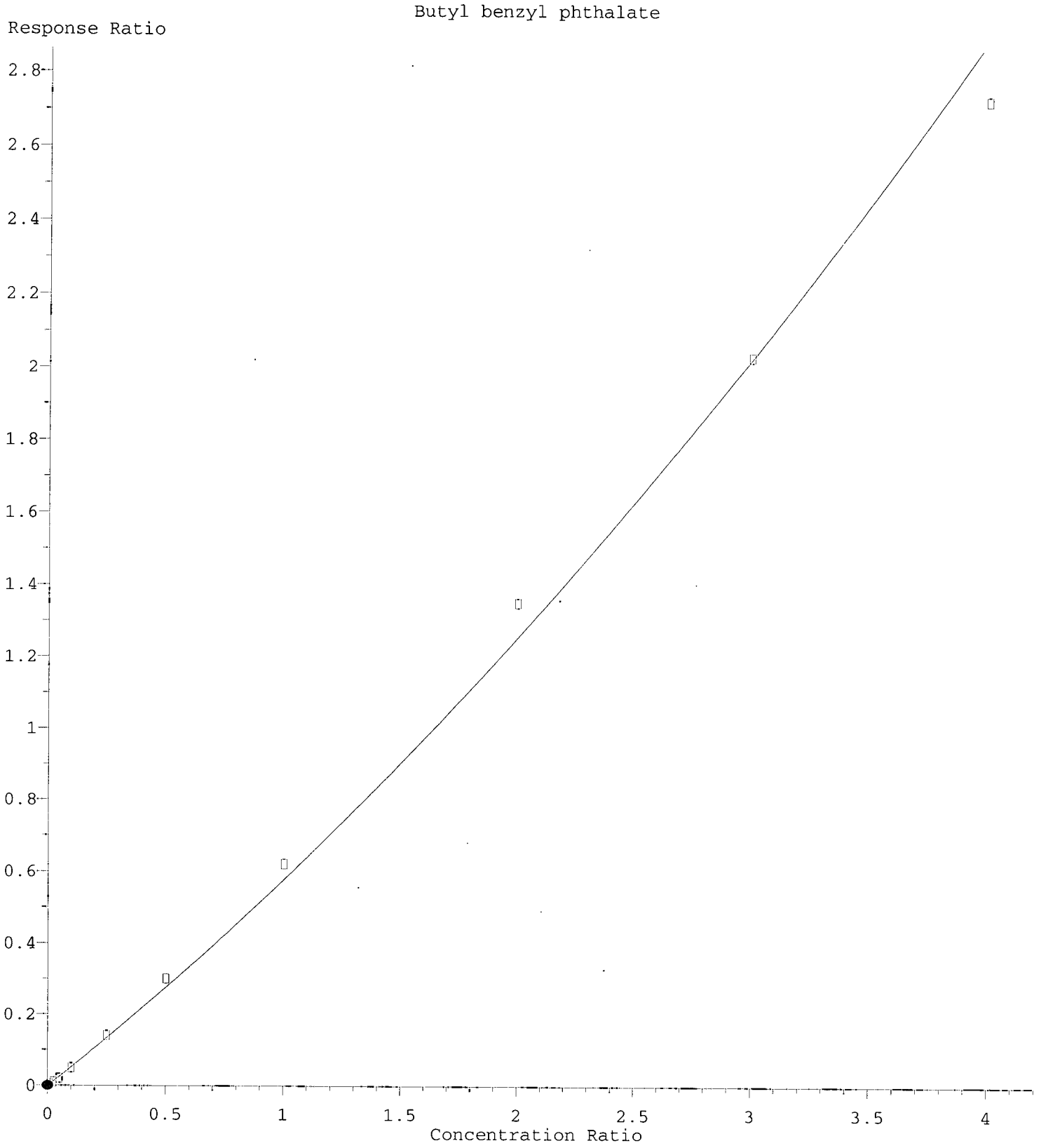

R = 4.75e-002 A*A + 5.33e-001 A - 2.59e-003
Coef of Det (r^2) = 0.992 Curve Fit: Quadratic w(1/a^2)
Method Name: T:\methods\SV9_050819.M
Calibration Table Last Updated: Thu May 09 13:06:21 2019

Quantitation Report (Qedit)

Data Path : T:\data\2019-05\9E08056\REQUANT\
Data File : I05081919.D
Acq On : 8 May 2019 8:12 pm
Operator : JK /AMS /DTH
Sample : 9E08056-CAL1
Misc : 1x, A19D053 BNA@20
ALS Vial : 3 Sample Multiplier: 1
DataAcq Meth:SV9_AQUISITION.M

Quant Time: May 09 13:11:43 2019
Quant Method : T:\methods\SV9_050819.M
Quant Title : EPA 8270D: Semivolatile Organics
QLast Update : Thu May 09 12:25:58 2019
Response via : Initial Calibration
InstName : SV-GCMS9

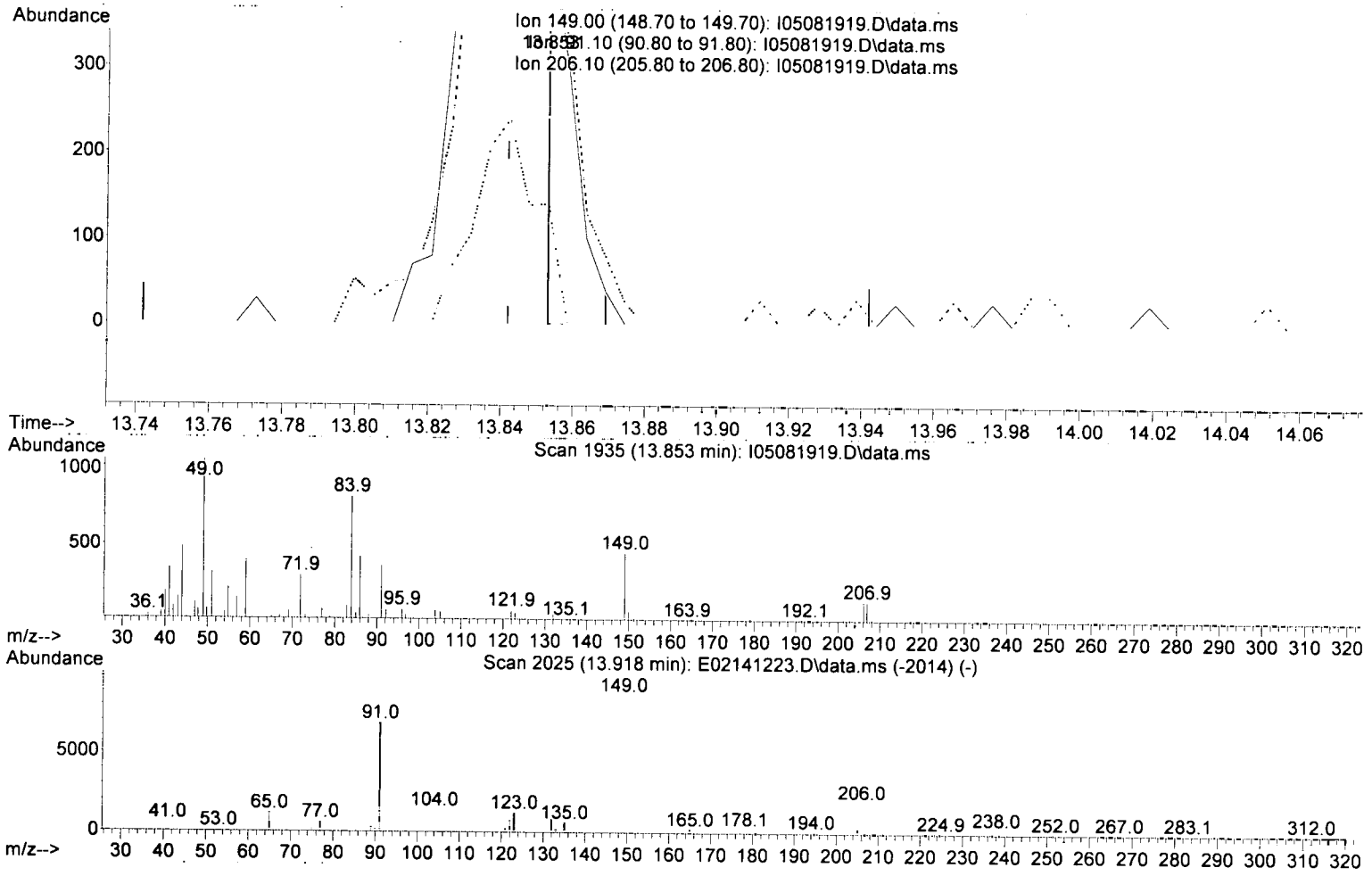

TIC: I05081919.D\data.ms

(80) Butyl benzyl phthalate (T)

13.853min (+ 0.011) 10.86 ng/ml m

response 141

Ion	Exp%	Act%
149.00	100.00	100.00
91.10	76.30	80.79
206.10	18.00	31.13
0.00	0.00	0.00

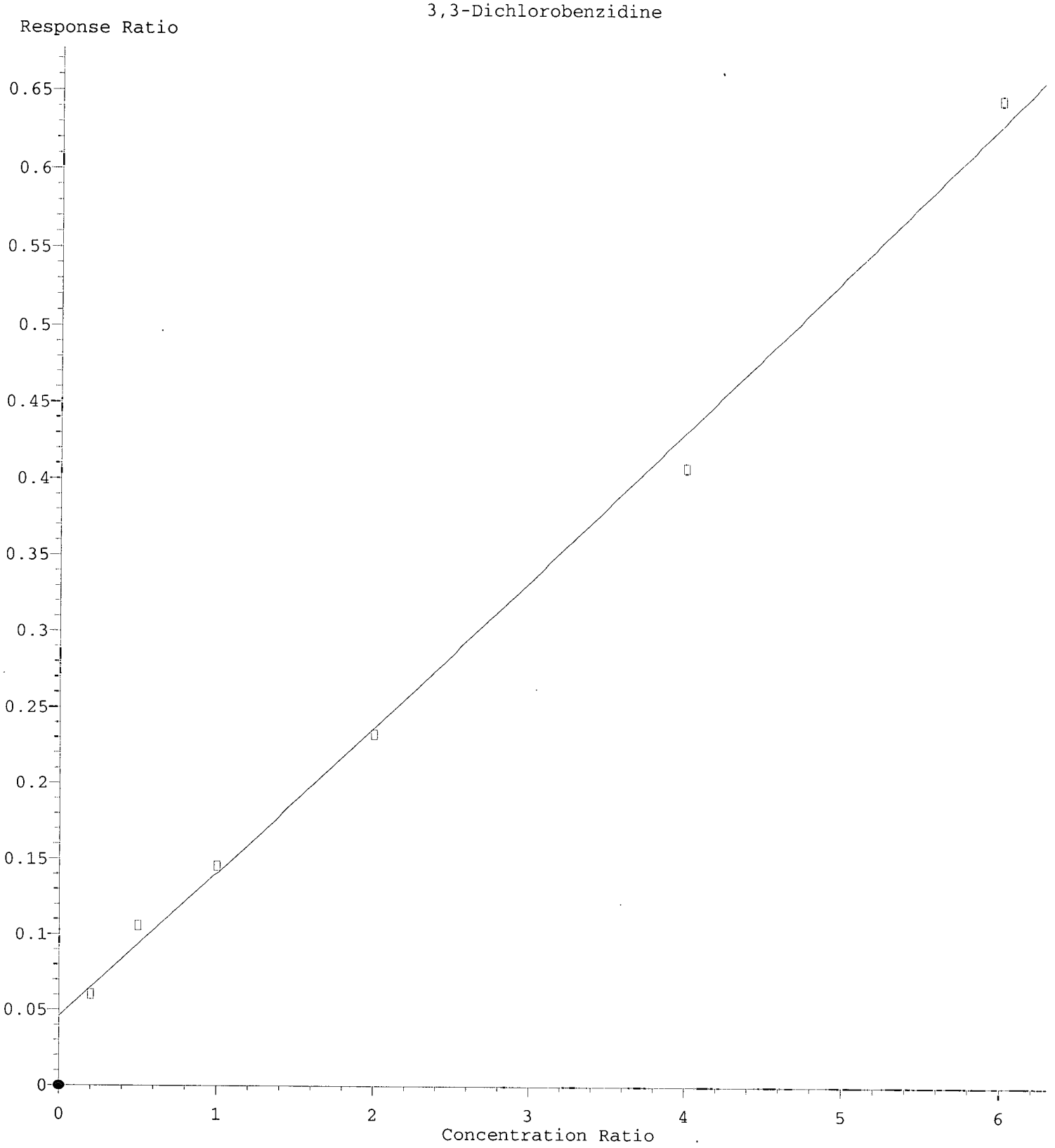

R = 5.56e-004 A*A + 9.39e-002 A + 4.63e-002
Coef of Det (r^2) = 0.993 Curve Fit: Quadratic w(1/a)
Method Name: T:\methods\SV9_050819.M
Calibration Table Last Updated: Thu May 09 13:06:21 2019

Quantitation Report (Qedit)

Data Path : T:\data\2019-05\9E08056\REQUANT\
Data File : I05081919.D
Acq On : 8 May 2019 8:12 pm
Operator : JK /AMS /DTH
Sample : 9E08056-CAL1
Misc : 1x, A19D053 BNA@20
ALS Vial : 3 Sample Multiplier: 1
DataAcq Meth:SV9_AQUISITION.M

Quant Time: May 09 13:11:43 2019
Quant Method : T:\methods\SV9_050819.M
Quant Title : EPA 8270D: Semivolatile Organics
QLast Update : Thu May 09 12:25:58 2019
Response via : Initial Calibration
InstName : SV-GCMS9

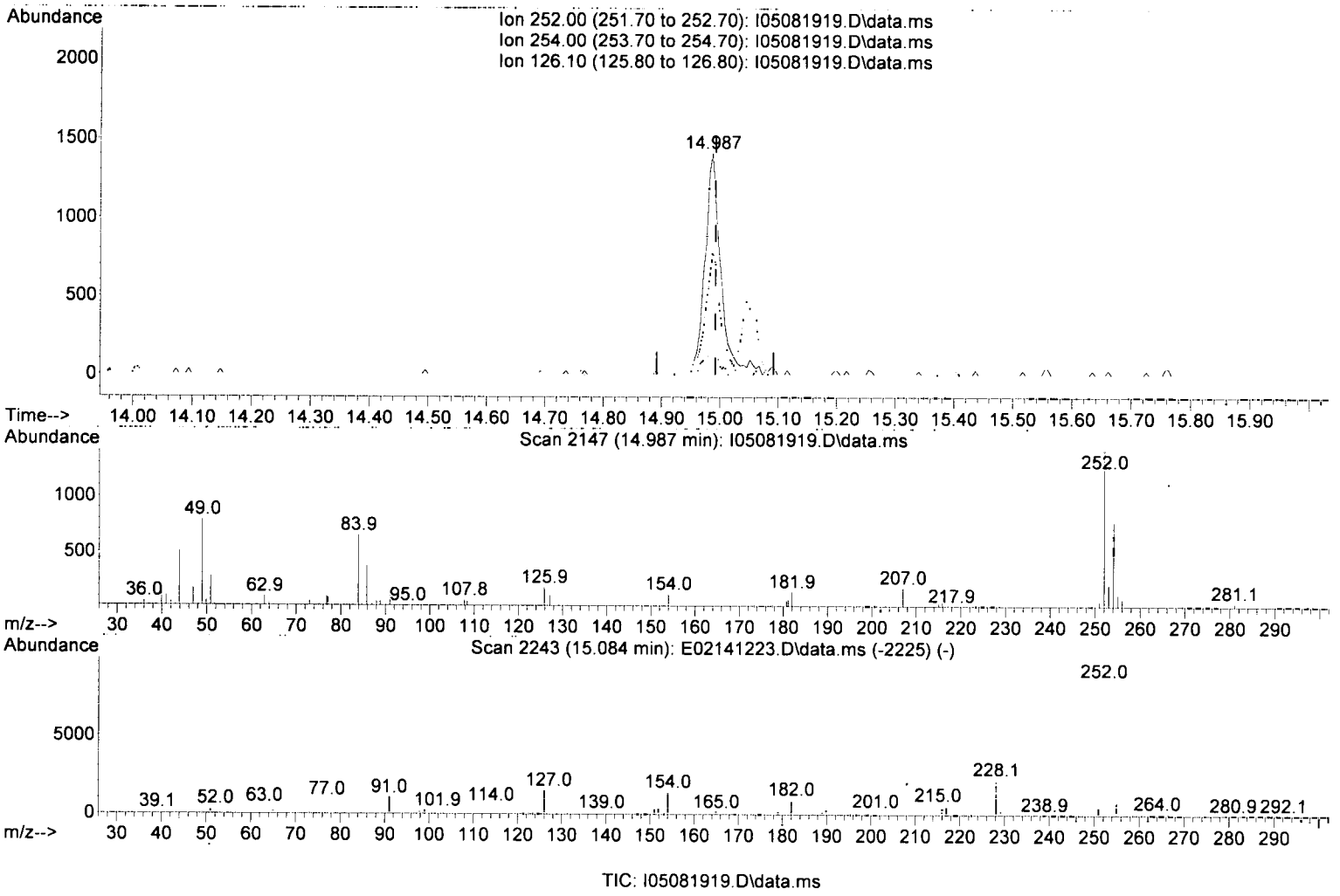

TIC: I05081919.D\data.ms

(82) 3,3-Dichlorobenzidine (T)

14.987min (-0.005) -1.00 ng/ml m

response 2973

Ion	Exp%	Act%
252.00	100.00	100.00
254.00	66.10	55.05
126.10	16.90	13.29
0.00	0.00	0.00

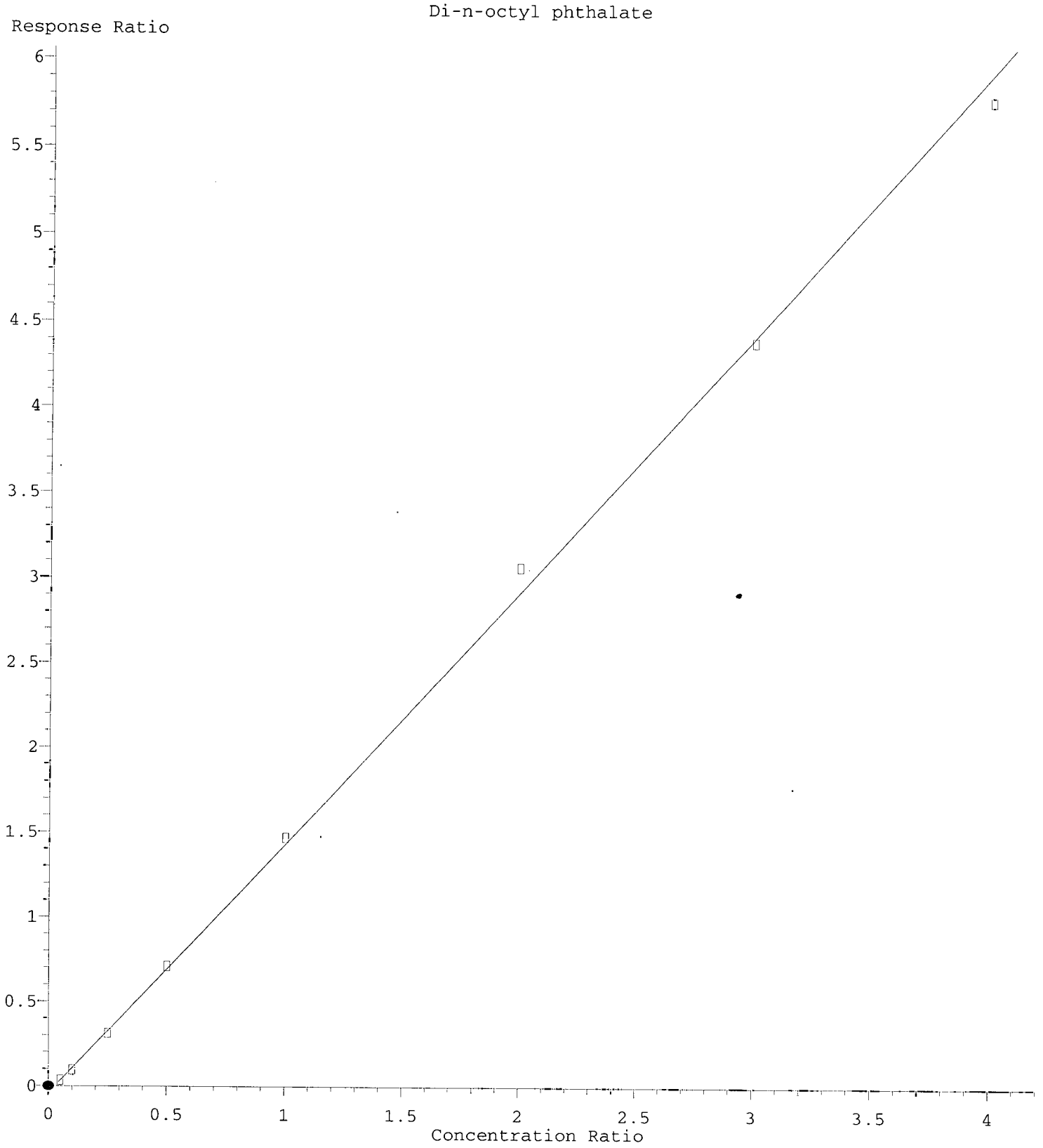

R = 7.21e-003 A*A + 1.46e+000 A - 4.17e-002
Coef of Det (r^2) = 0.998 Curve Fit: Quadratic w(1/a^2)
Method Name: T:\methods\SV9_050819.M
Calibration Table Last Updated: Thu May 09 13:06:21 2019

Quantitation Report (Qedit)

Data Path : T:\data\2019-05\9E08056\REQUANT\
Data File : I05081919.D
Acq On : 8 May 2019 8:12 pm
Operator : JK /AMS /DTH
Sample : 9E08056-CAL1
Misc : 1x, A19D053 BNA@20
ALS Vial : 3 Sample Multiplier: 1
DataAcq Meth:SV9_AQUISITION.M

Quant Time: May 09 13:11:43 2019
Quant Method : T:\methods\SV9_050819.M
Quant Title : EPA 8270D: Semivolatile Organics
QLast Update : Thu May 09 12:25:58 2019
Response via : Initial Calibration
InstName : SV-GCMS9

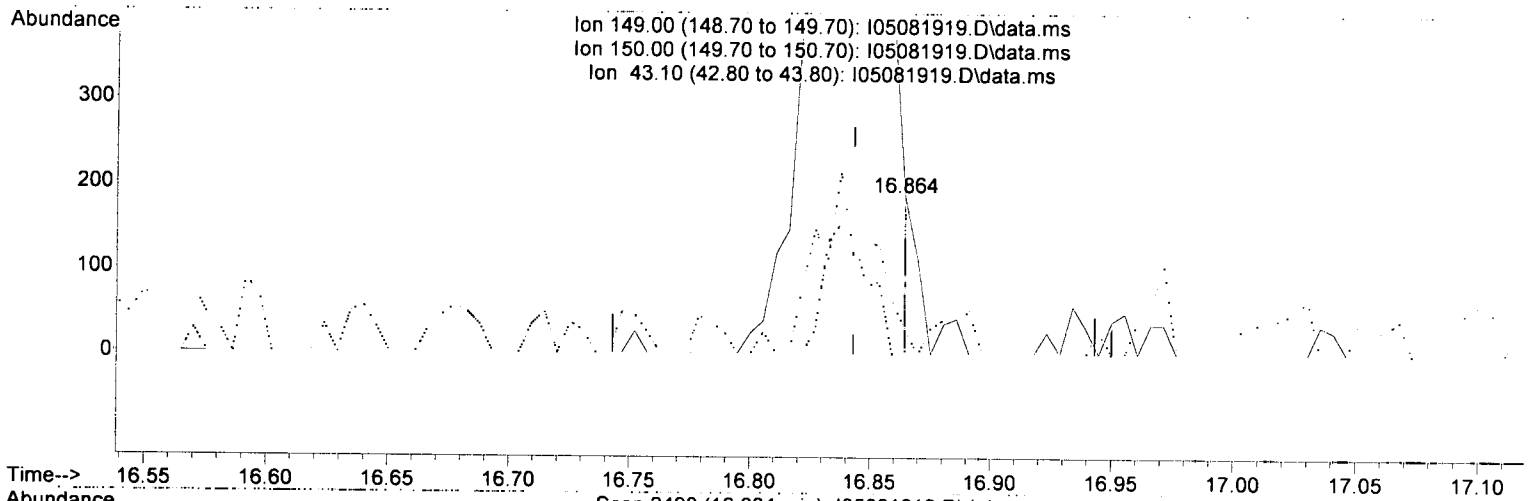

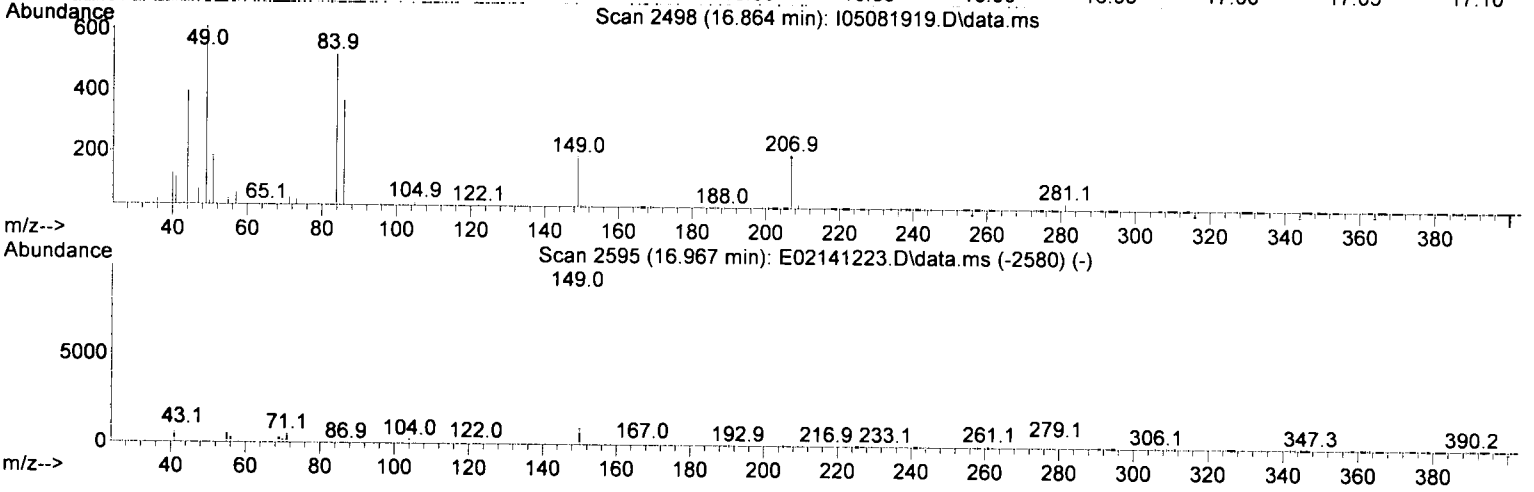

TIC: I05081919.D\data.ms

(87) Di-n-octyl phthalate (T)

16.864min (+ 0.021) 57.38 ng/ml m

response 110

Ion	Exp%	Act%
149.00	100.00	100.00
150.00	9.60	0.00
43.10	10.40	16.04
0.00	0.00	0.00

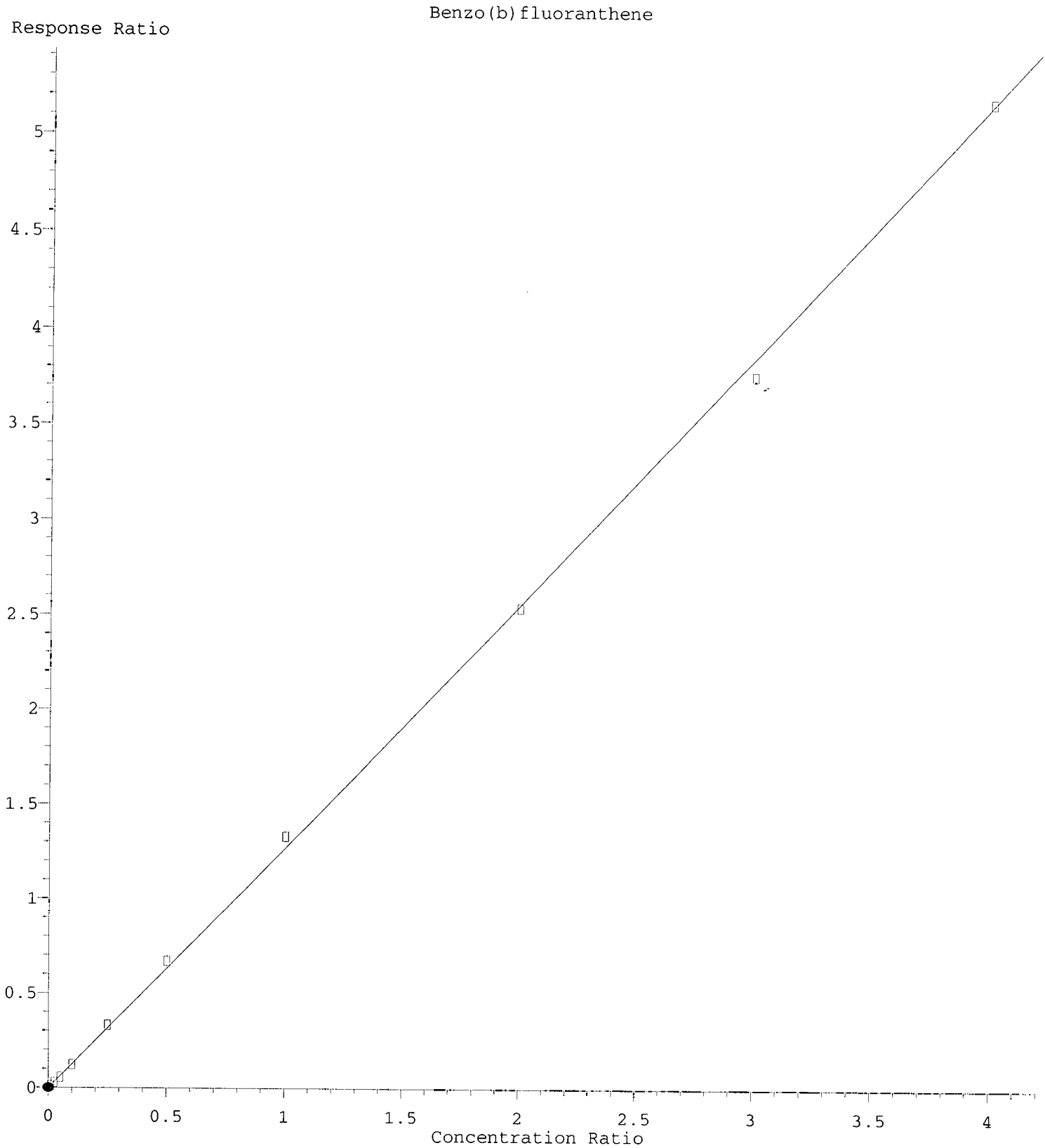

R = 6.58e-003 A*A + 1.26e+000 A - 2.78e-003
Coef of Det (r^2) = 0.997 Curve Fit: Quadratic w(1/a^2)
Method Name: T:\methods\SV9_050819.M
Calibration Table Last Updated: Thu May 09 13:06:21 2019

Quantitation Report (Qedit)

Data Path : T:\data\2019-05\9E08056\REQUANT\
Data File : I05081919.D
Acq On : 8 May 2019 8:12 pm
Operator : JK /AMS /DTH
Sample : 9E08056-CAL1
Misc : 1x, A19D053 BNA@20
ALS Vial : 3 Sample Multiplier: 1
DataAcq Meth:SV9_AQUISITION.M

Quant Time: May 09 13:11:43 2019
Quant Method : T:\methods\SV9_050819.M
Quant Title : EPA 8270D: Semivolatile Organics
QLast Update : Thu May 09 12:25:58 2019
Response via : Initial Calibration
InstName : SV-GCMS9

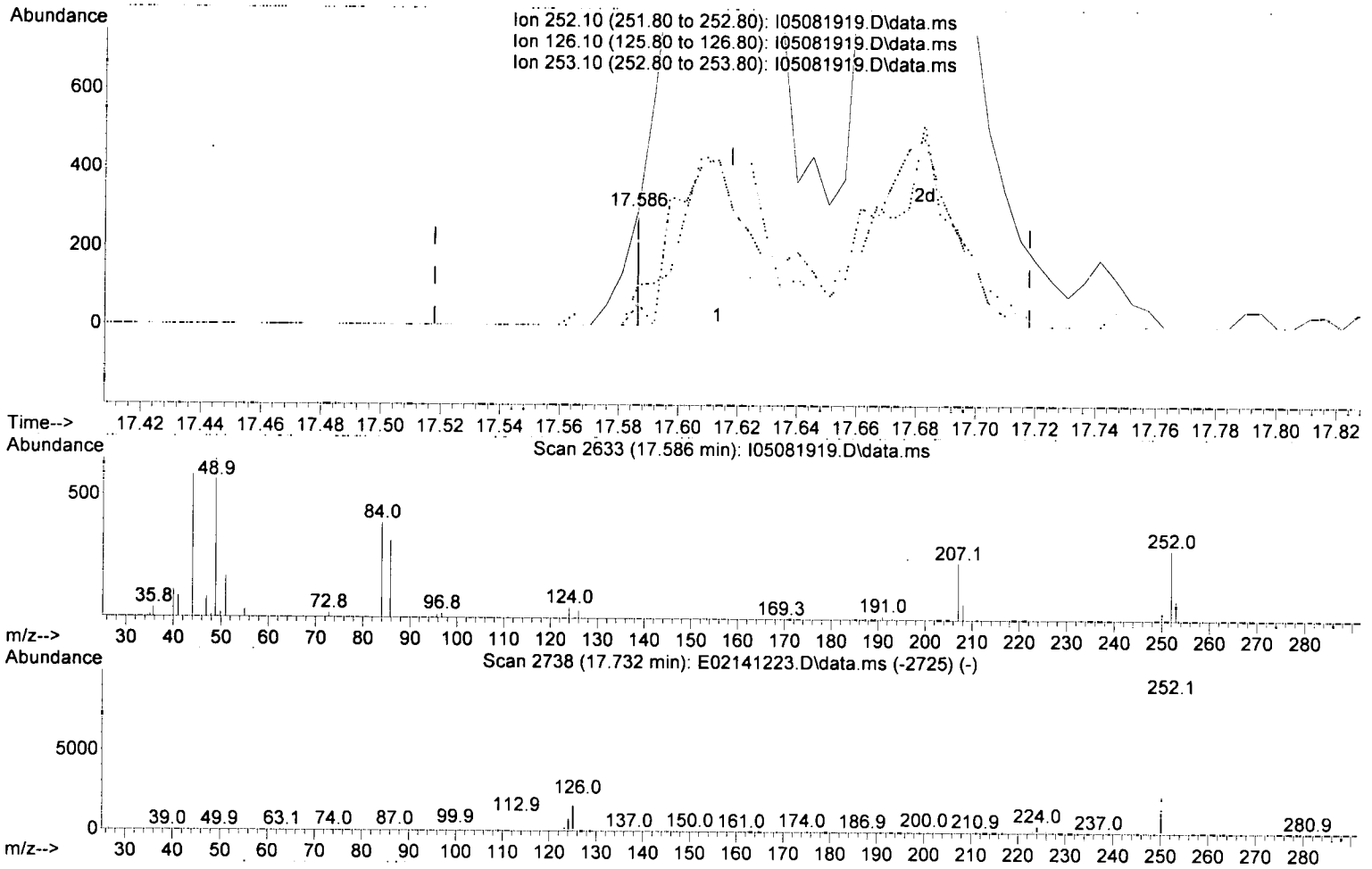

TIC: I05081919.D\data.ms

(88) Benzo(b)fluoranthene (T)

17.586min (-0.032) 4.95 ng/ml m

response 153

Ion	Exp%	Act%
252.10	100.00	100.00
126.10	21.90	18.71
253.10	22.00	35.03
0.00	0.00	0.00

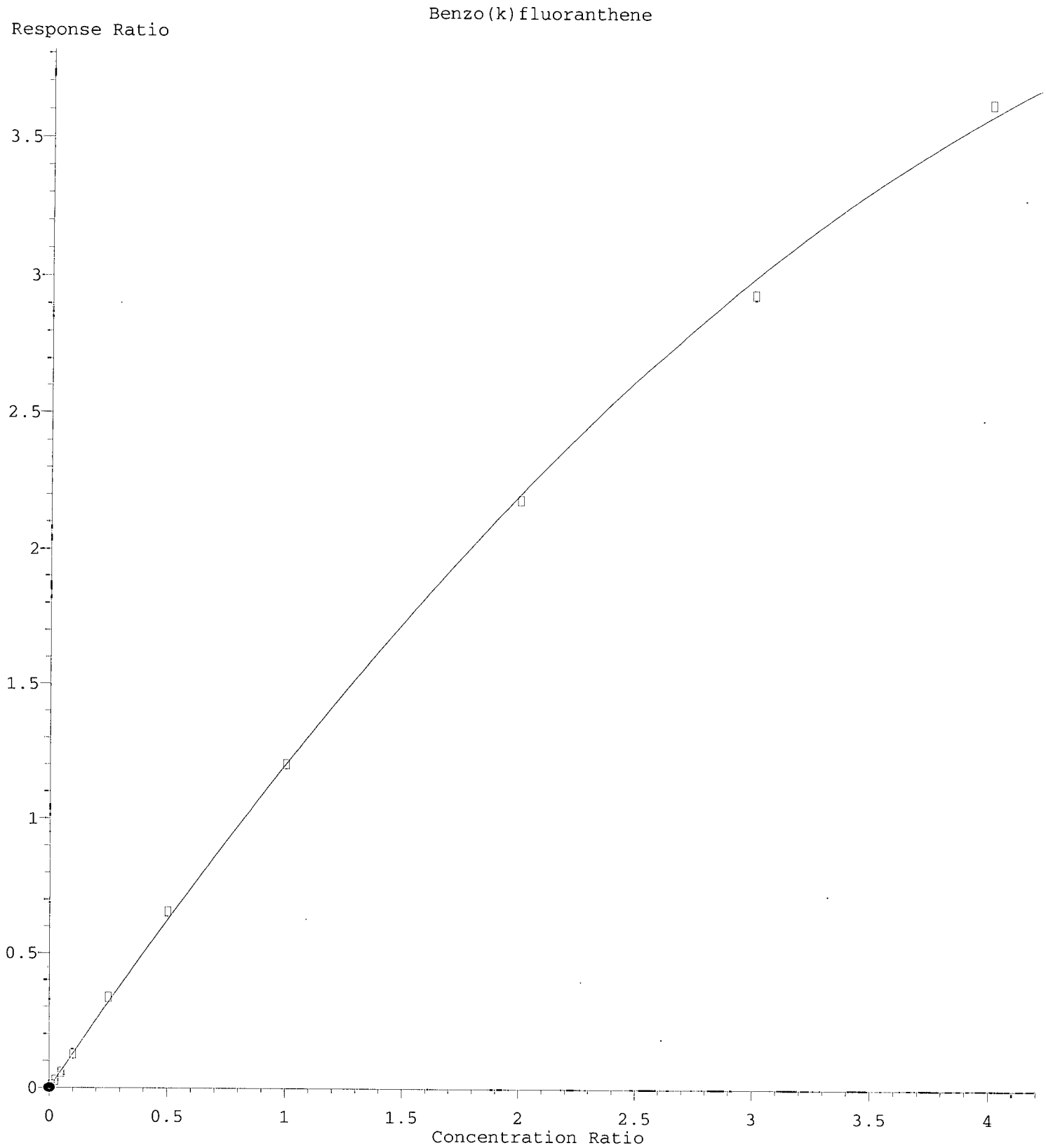

R = -1.03e-001 A*A + 1.31e+000 A - 3.30e-003
Coef of Det (r^2) = 0.998 Curve Fit: Quadratic w(1/a^2)
Method Name: T:\methods\SV9_050819.M
Calibration Table Last Updated: Thu May 09 13:06:21 2019

Quantitation Report (Qedit)

Data Path : T:\data\2019-05\9E08056\REQUANT\
Data File : I05081919.D
Acq On : 8 May 2019 8:12 pm
Operator : JK /AMS /DTH
Sample : 9E08056-CAL1
Misc : 1x, A19D053 BNA@20
ALS Vial : 3 Sample Multiplier: 1
DataAcq Meth:SV9_AQUISITION.M

Quant Time: May 09 13:11:43 2019
Quant Method : T:\methods\SV9_050819.M
Quant Title : EPA 8270D: Semivolatile Organics
QLast Update : Thu May 09 12:25:58 2019
Response via : Initial Calibration
InstName : SV-GCMS9

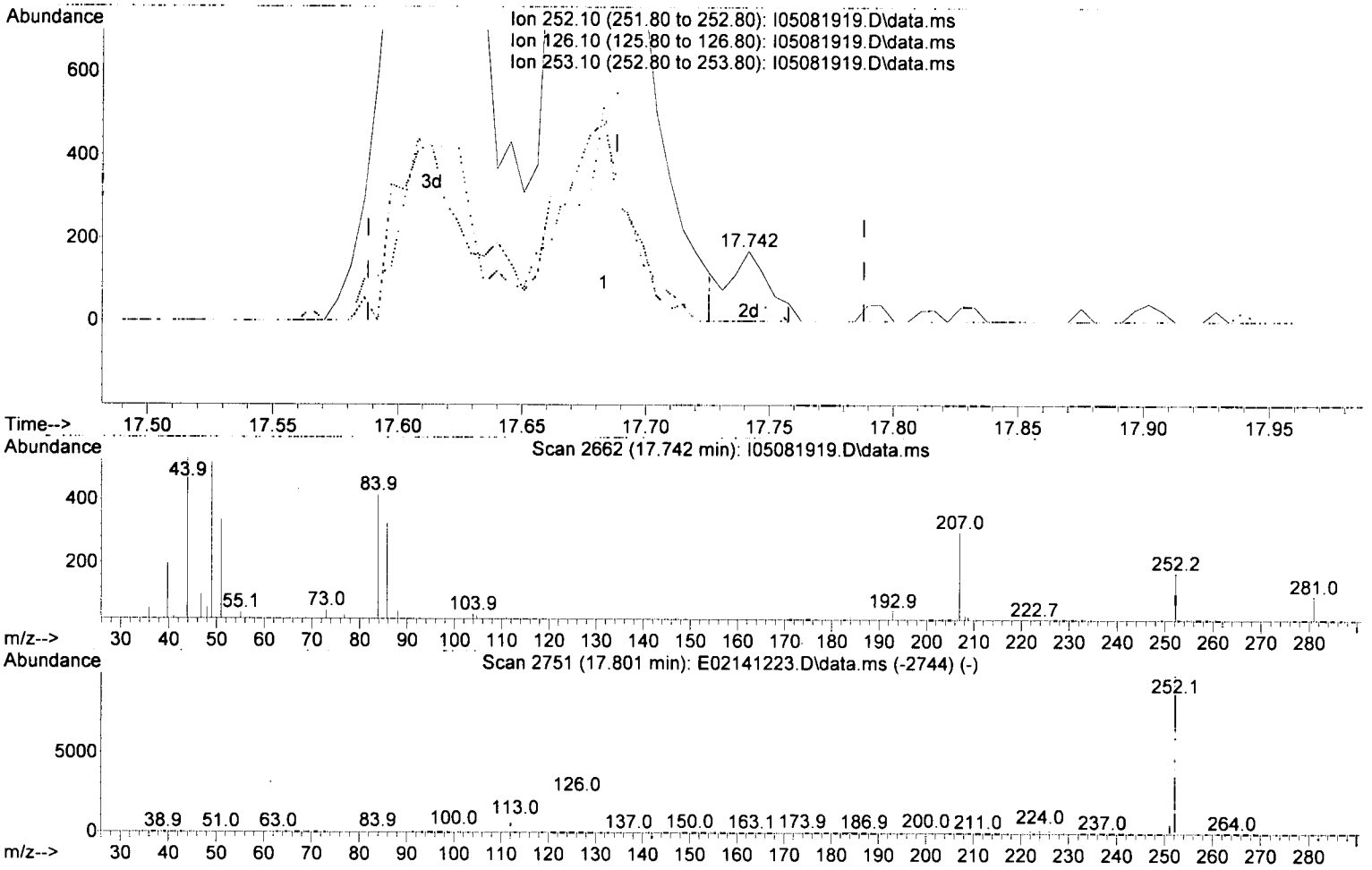

TIC: I05081919.D\data.ms

(89) Benzo(k)fluoranthene (T)

17.742min (+ 0.054) 5.70 ng/ml m

response 187

Ion	Exp%	Act%
252.10	100.00	100.00
126.10	23.30	0.00
253.10	21.70	0.00
0.00	0.00	0.00

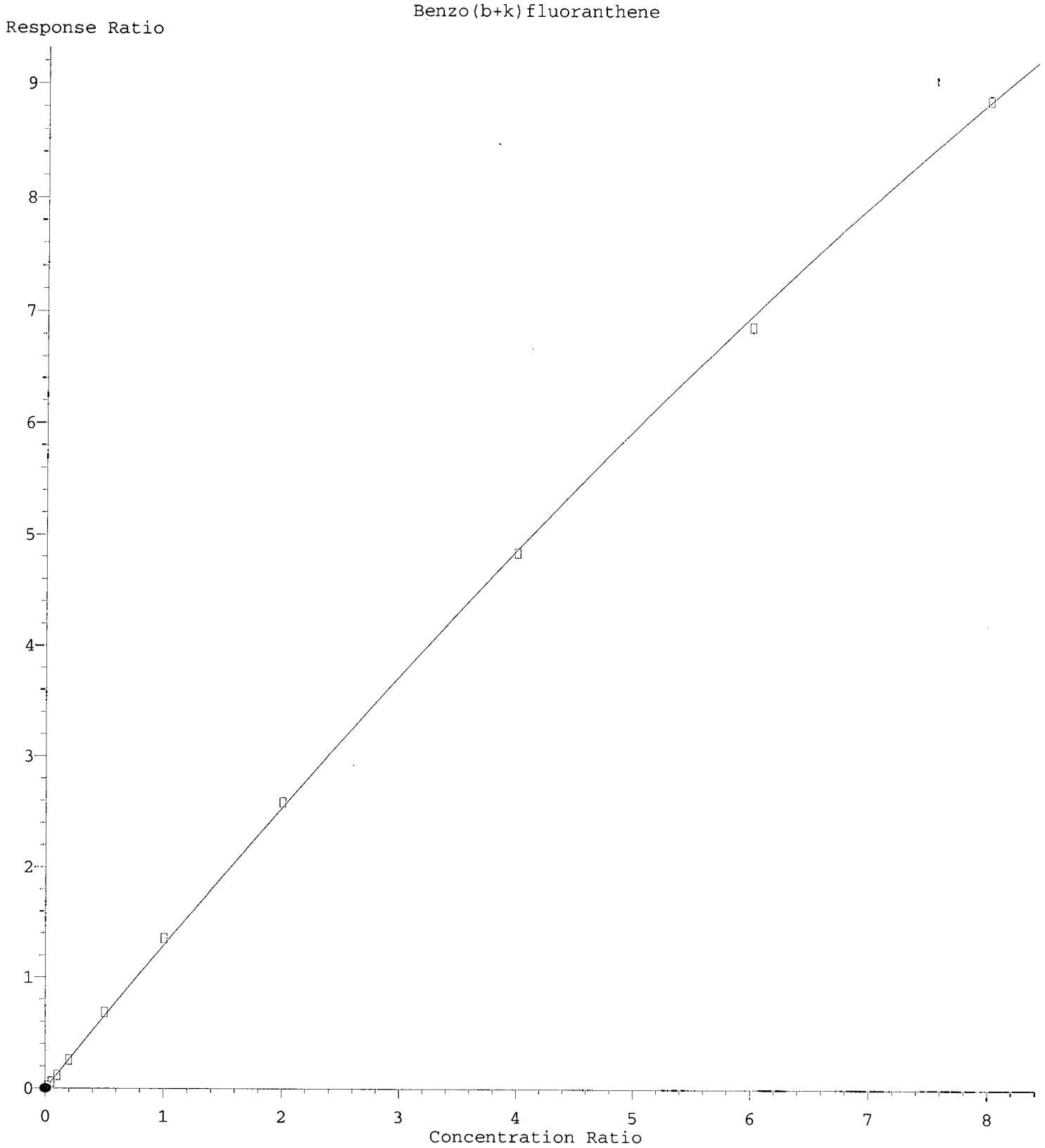

R = -2.76e-002 A*A + 1.33e+000 A - 6.81e-003
Coef of Det (r^2) = 0.998 Curve Fit: Quadratic w(1/a^2)
Method Name: T:\methods\SV9_050819.M
Calibration Table Last Updated: Thu May 09 13:06:21 2019

Quantitation Report (Qedit)

Data Path : T:\data\2019-05\9E08056\REQUANT\
Data File : I05081919.D
Acq On : 8 May 2019 8:12 pm
Operator : JK /AMS /DTH
Sample : 9E08056-CAL1
Misc : 1x, A19D053 BNA@20
ALS Vial : 3 Sample Multiplier: 1
DataAcq Meth:SV9_AQUISITION.M

Quant Time: May 09 13:11:43 2019
Quant Method : T:\methods\SV9_050819.M
Quant Title : EPA 8270D: Semivolatile Organics
QLast Update : Thu May 09 12:25:58 2019
Response via : Initial Calibration
InstName : SV-GCMS9

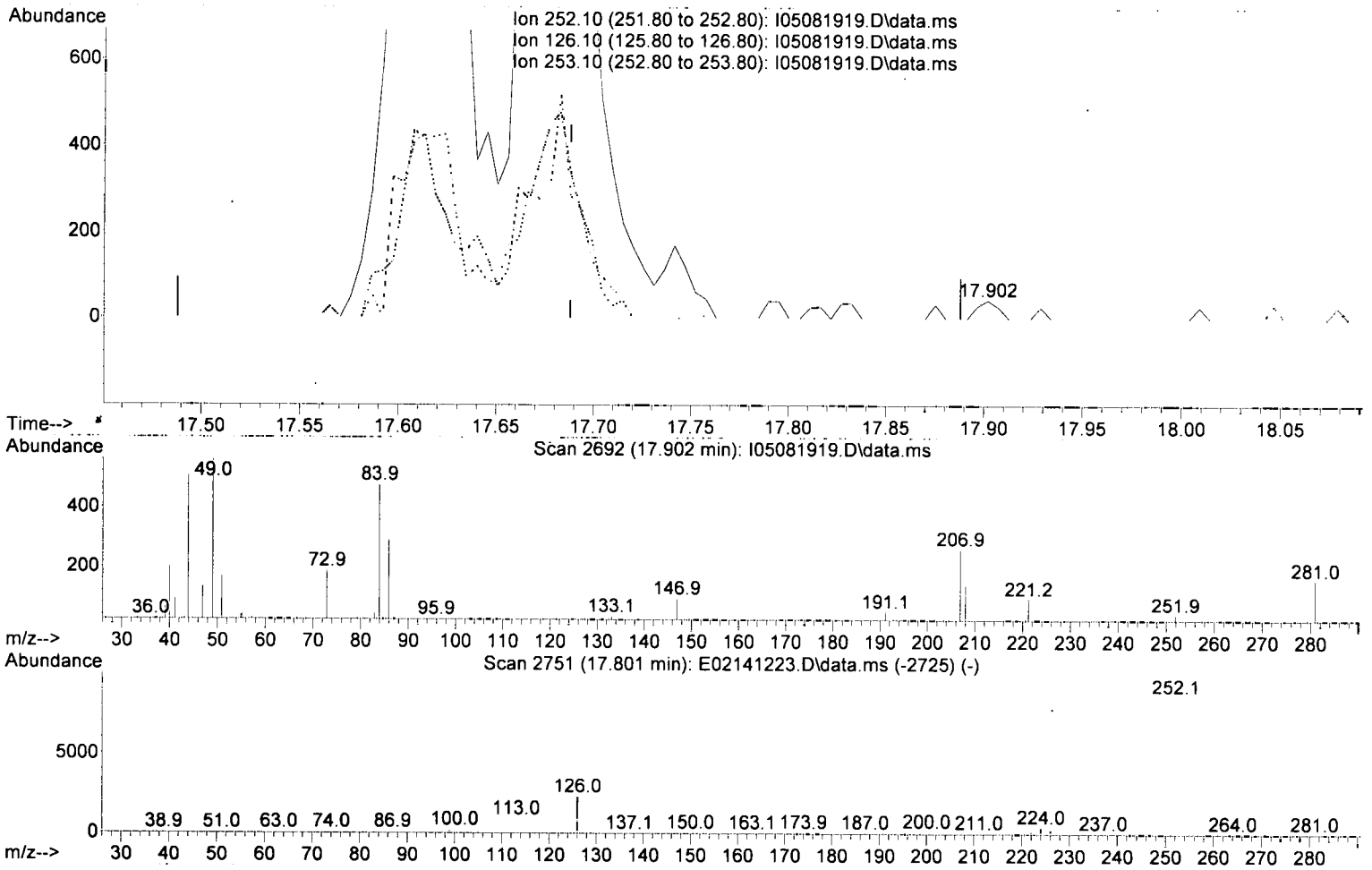

TIC: I05081919.D\data.ms

(90) Benzo(b+k)fluoranthene (T)

17.902min (+ 0.214) 10.63 ng/ml m

response 115

Ion	Exp%	Act%
252.10	100.00	100.00
126.10	23.30	0.00
253.10	21.70	0.00
0.00	0.00	0.00

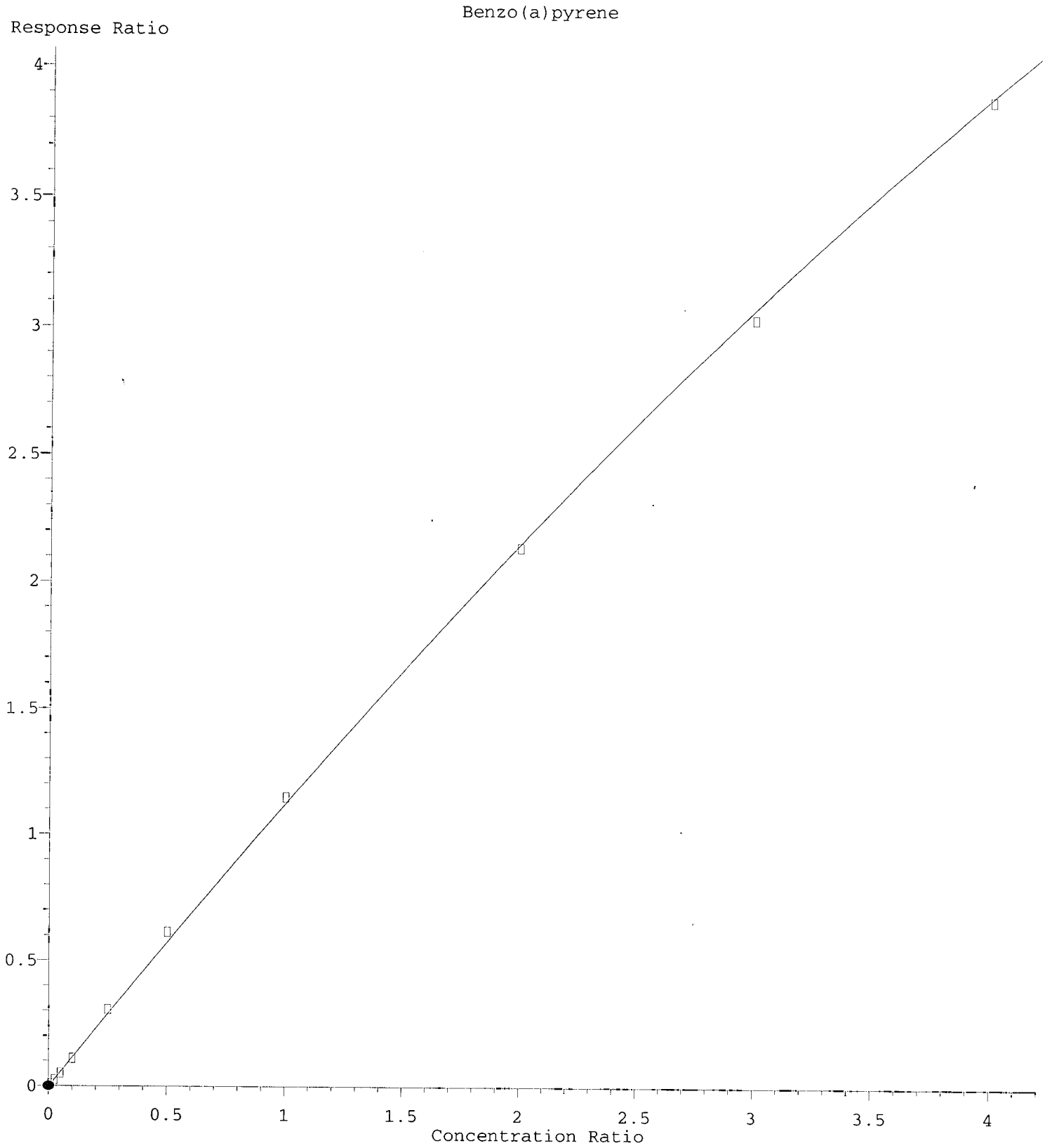

R = -5.14e-002 A*A + 1.18e+000 A - 3.91e-003
Coef of Det (r^2) = 0.997 Curve Fit: Quadratic w(1/a^2)
Method Name: T:\methods\SV9_050819.M
Calibration Table Last Updated: Thu May 09 13:06:21 2019

Quantitation Report (Qedit)

Data Path : T:\data\2019-05\9E08056\REQUANT\
Data File : I05081919.D
Acq On : 8 May 2019 8:12 pm
Operator : JK /AMS /DTH
Sample : 9E08056-CAL1
Misc : 1x, A19D053 BNA@20
ALS Vial : 3 Sample Multiplier: 1
DataAcq Meth:SV9_AQUISITION.M

Quant Time: May 09 13:11:43 2019
Quant Method : T:\methods\SV9_050819.M
Quant Title : EPA 8270D: Semivolatile Organics
QLast Update : Thu May 09 12:25:58 2019
Response via : Initial Calibration
InstName : SV-GCMS9

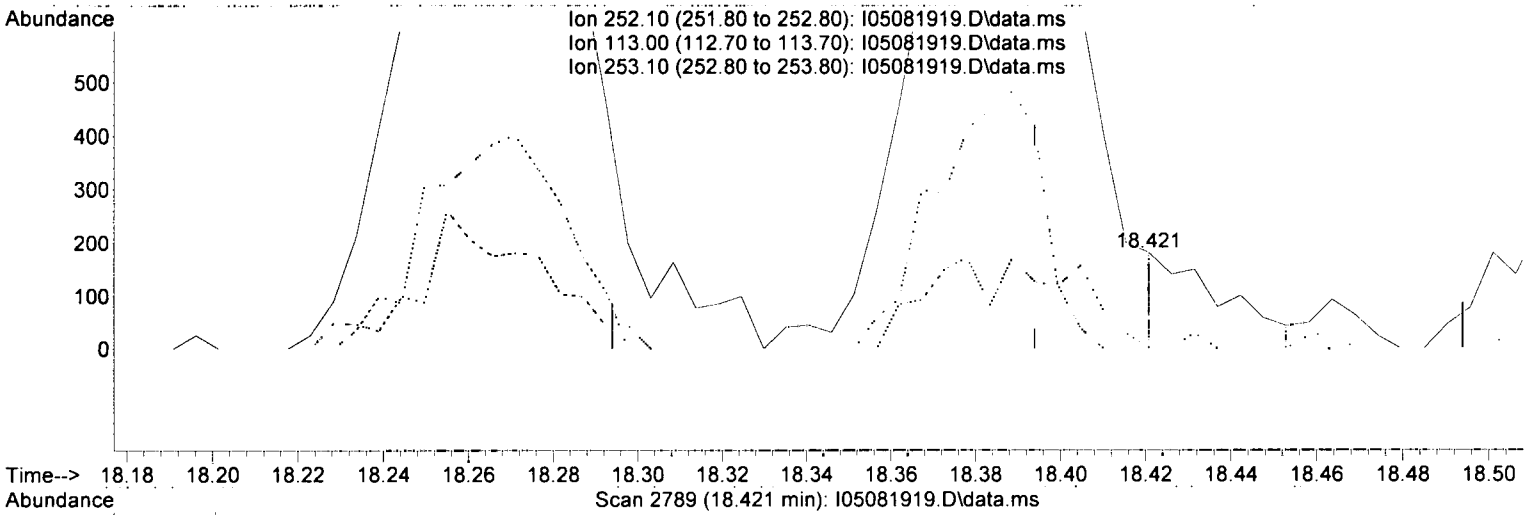

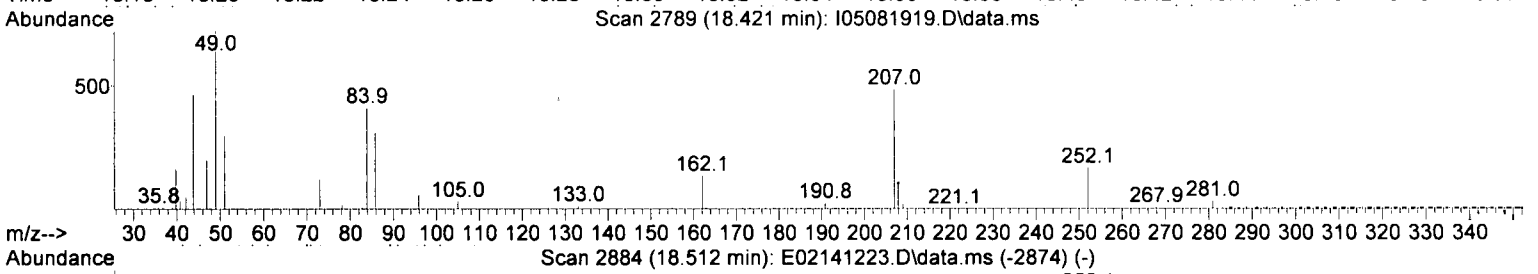

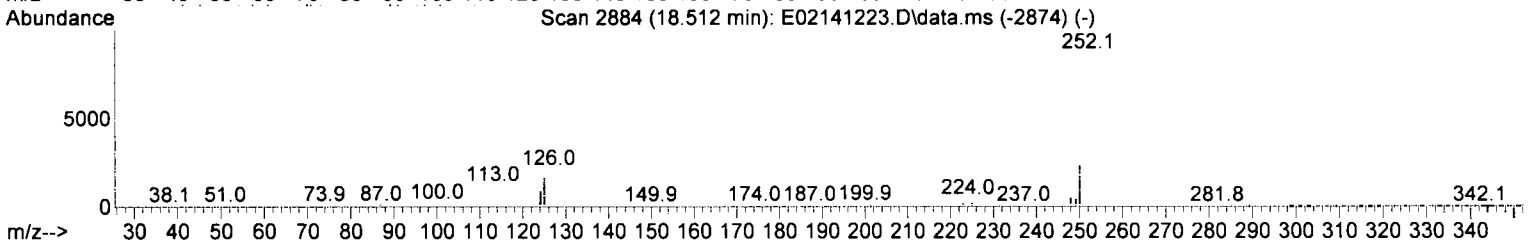

TIC: I05081919.D\data.ms

(92) Benzo(a)pyrene (T)

18.421min (+ 0.027) 7.36 ng/ml m

response 183

Ion	Exp%	Act%
252.10	100.00	100.00
113.00	13.40	0.00
253.10	21.60	0.00
0.00	0.00	0.00

CALIBRATION SEQUENCE REVIEW SHEET

SEQUENCE: 9E08056

Analysis Included
8270D LL Full List

INSTRUMENT SEQUENCE LOG

SampleID	SampleName	Matrix	STDID	ISTD ID	Analyzed
9E08056-TUN1	MS Tune	Soil	A19D323	A19D031	5/8/2019 7:08:00PM
9E08056-ICB1	Initial Cal Blank	Soil		A19D031	5/8/2019 7:35:00PM
9E08056-CAL1	Cal Standard	Soil	A19D053	"	5/8/2019 8:12:00PM
9E08056-CAL2	Cal Standard	Soil	A19D054	"	5/8/2019 8:48:00PM
9E08056-CAL3	Cal Standard	Soil	A19D055	"	5/8/2019 9:25:00PM
9E08056-CAL4	Cal Standard	Soil	A19D056	"	5/8/2019 10:01:00PM
9E08056-CAL5	Cal Standard	Soil	A19D057	"	5/8/2019 10:38:00PM
9E08056-CAL6	Cal Standard	Soil	A19D058	"	5/8/2019 11:14:00PM
9E08056-CAL7	Cal Standard	Soil	A19D059	"	5/8/2019 11:50:00PM
9E08056-CAL8	Cal Standard	Soil	A19D060	"	5/9/2019 12:26:00AM
9E08056-CAL9	Cal Standard	Soil	A19D061	"	5/9/2019 1:01:00AM
9E08056-CALA	Cal Standard	Soil	A19D062	"	5/9/2019 1:37:00AM
9E08056-ICV1	Initial Cal Check	Soil	A19C239	"	5/9/2019 2:48:00AM

CALIBRATION STANDARD RECOVERIES

Calibration: **A9E1009** Instrument: **SV-GCMS9**

8270D LL Full List Sequence: **9E08056** Matrix: **Soil**

9E08056-CAL1	Inst. MRL	Recalc Res.	Cal Level	%Rec.	Qual
9E08056-CAL2	Inst. MRL	Recalc Res.	Cal Level	%Rec.	Qual
9E08056-CAL3	Inst. MRL	Recalc Res.	Cal Level	%Rec.	Qual
9E08056-CAL4	Inst. MRL	Recalc Res.	Cal Level	%Rec.	Qual
9E08056-CAL5	Inst. MRL	Recalc Res.	Cal Level	%Rec.	Qual
9E08056-CAL6	Inst. MRL	Recalc Res.	Cal Level	%Rec.	Qual
9E08056-CAL7	Inst. MRL	Recalc Res.	Cal Level	%Rec.	Qual
9E08056-CAL8	Inst. MRL	Recalc Res.	Cal Level	%Rec.	Qual
9E08056-CAL9	Inst. MRL	Recalc Res.	Cal Level	%Rec.	Qual
9E08056-CALA	Inst. MRL	Recalc Res.	Cal Level	%Rec.	Qual

Compounds listed above have recalculated recoveries outside 70-130% of the true values, and the calibration levels are above the reporting level. If no compounds are listed, all are OK. Please see the next section for quadatic fit compounds.

CALIBRATION SEQUENCE REVIEW SHEET

SEQUENCE: 9E08056

Analytes With Quadratic Curve Fits

Qualifier	iMDL	iMRL	Spike Amt	%Difference	OK?	Raise MRL to ?
				———	☐	☐ ———

Analytes listed above have quadratic curve fits. If they are using a weighting otpion, they must be checked against the requanted curve points to determine if the recalculated results are within limits (70-130 or as specified).

ICV RECOVERIES

Calibration: **A9E1009** Instrument: **SV-GCMS9**

8270D LL Full List Sequence: **9E08056** Matrix: **Soil**

9E08056-ICV1	Inst. MRL	ICV Level	Result	%Rec.	Qual

Compounds listed above have Initial Calibration Verification standard recoveries outside 70-130% of the true values. If no compounds are listed, all have passing recoveries.

CALIBRATION SEQUENCE REVIEW SHEET

SEQUENCE: 9E08056

Analysis Included
8270D LL Full List

INSTRUMENT SEQUENCE LOG

SampleID	SampleName	Matrix	STDID	ISTD ID	Analyzed
9E08056-TUN1	MS Tune	Water	A19D323	A19D031	5/8/2019 7:08:00PM
9E08056-ICB1	Initial Cal Blank	Water		A19D031	5/8/2019 7:35:00PM
9E08056-CAL1	Cal Standard	Water	A19D053	"	5/8/2019 8:12:00PM
9E08056-CAL2	Cal Standard	Water	A19D054	"	5/8/2019 8:48:00PM
9E08056-CAL3	Cal Standard	Water	A19D055	"	5/8/2019 9:25:00PM
9E08056-CAL4	Cal Standard	Water	A19D056	"	5/8/2019 10:01:00PM
9E08056-CAL5	Cal Standard	Water	A19D057	"	5/8/2019 10:38:00PM
9E08056-CAL6	Cal Standard	Water	A19D058	"	5/8/2019 11:14:00PM
9E08056-CAL7	Cal Standard	Water	A19D059	"	5/8/2019 11:50:00PM
9E08056-CAL8	Cal Standard	Water	A19D060	"	5/9/2019 12:26:00AM
9E08056-CAL9	Cal Standard	Water	A19D061	"	5/9/2019 1:01:00AM
9E08056-CALA	Cal Standard	Water	A19D062	"	5/9/2019 1:37:00AM
9E08056-ICV1	Initial Cal Check	Water	A19C239	"	5/9/2019 2:48:00AM

CALIBRATION STANDARD RECOVERIES

Calibration: **A9E1009** Instrument: **SV-GCMS9**

8270D LL Full List Sequence: **9E08056** Matrix: **Water**

9E08056-CAL1	Inst. MRL	Recalc Res.	Cal Level	%Rec.	Qual
9E08056-CAL2	Inst. MRL	Recalc Res.	Cal Level	%Rec.	Qual
9E08056-CAL3	Inst. MRL	Recalc Res.	Cal Level	%Rec.	Qual
9E08056-CAL4	Inst. MRL	Recalc Res.	Cal Level	%Rec.	Qual
9E08056-CAL5	Inst. MRL	Recalc Res.	Cal Level	%Rec.	Qual
9E08056-CAL6	Inst. MRL	Recalc Res.	Cal Level	%Rec.	Qual
9E08056-CAL7	Inst. MRL	Recalc Res.	Cal Level	%Rec.	Qual
9E08056-CAL8	Inst. MRL	Recalc Res.	Cal Level	%Rec.	Qual
9E08056-CAL9	Inst. MRL	Recalc Res.	Cal Level	%Rec.	Qual
9E08056-CALA	Inst. MRL	Recalc Res.	Cal Level	%Rec.	Qual

Compounds listed above have recalculated recoveries outside 70-130% of the true values, and the calibration levels are above the reporting level. If no compounds are listed, all are OK. Please see the next section for quadatic fit compounds.

CALIBRATION SEQUENCE REVIEW SHEET

SEQUENCE: 9E08056

Analytes With Quadratic Curve Fits

Qualifier	iMDL	iMRL	Spike Amt	%Difference	OK?	Raise MRL to ?
				———	☐	☐ ———

Analytes listed above have quadratic curve fits. If they are using a weighting otpion, they must be checked against the requanted curve points to determine if the recalculated results are within limits (70-130 or as specified).

ICV RECOVERIES

Calibration: **A9E1009** Instrument: **SV-GCMS9**

8270D LL Full List Sequence: **9E08056** Matrix: **Water**

9E08056-ICV1	Inst. MRL	ICV Level	Result	%Rec.	Qual

Compounds listed above have Initial Calibration Verification standard recoveries outside 70-130% of the true values. If no compounds are listed, all have passing recoveries.

Evaluate Continuing Calibration Report

Data Path : T:\data\2019-05\9E08056\
Data File : I05081930.D
Acq On : 9 May 2019 2:48 am
Operator : JK /AMS /DTH
Sample : 9E08056-ICV1
Misc : 1x, A19C239 BNA@1000
ALS Vial : 13 Sample Multiplier: 1
DataAcq Meth:SV9_AQUISITION.M

Quant Time: May 09 17:11:47 2019
Quant Method : T:\methods\SV9_050819.M
Quant Title : EPA 8270D: Semivolatile Organics
QLast Update : Thu May 09 12:25:58 2019
Response via : Initial Calibration
InstName : SV-GCMS9

JK 5/9/19

Min. RRF : 0.000 Min. Rel. Area : 50% Max. R.T. Dev 0.50min
Max. RRF Dev : 30% Max. Rel. Area : 200%

		Compound	Amount	Calc.	%Dev	Area%	Dev(min)
1	I	1,4-Dichlorobenzene-d4 (IST	2000.000	2000.000	0.0	100	0.00
2	T	N-Nitrosodimethylamine	1000.000	979.663	2.0	106	0.00
3	T	Pyridine	1000.000	944.023	5.6	98	0.00
4	S	2-Fluorophenol (Surr)	1000.000	1015.004	-1.5	102	0.00
5	S	Phenol-d6 (Surr)	1000.000	1003.193	-0.3	101	0.00
6	T	Phenol	1000.000	1055.456	-5.5	104	0.00
7	T	Aniline	1000.000	1016.543	-1.7	113	0.00
8	T	Bis(2-chloroethyl) ether	1000.000	1038.528	-3.9	101	0.00
9	T	2-Chlorophenol	1000.000	1028.048	-2.8	100	0.00
10	T	1,3-Dichlorobenzene	1000.000	988.801	1.1	98	0.00
11	T	1,4-Dichlorobenzene	1000.000	1008.149	-0.8	98	0.00
12	T	Benzyl alcohol	1000.000	966.033	3.4	94	0.00
13	T	1,2-Dichlorobenzene	1000.000	1021.899	-2.2	100	0.00
14	T	2-Methylphenol	1000.000	1042.888	-4.3	102	0.00
15	T	2,2'-Oxybis(1-Chloropropane	1000.000	986.011	1.4	97	0.00
16	T	N-Nitrosodi-n-propylamine	1000.000	1034.019	-3.4	101	0.00
17	T	3+4-Methylphenol	1000.000	1053.446	-5.3	100	0.00
18	T	Hexachloroethane	1000.000	1002.566	-0.3	100	0.00
19	S	Nitrobenzene-d5 (Surr)	1000.000	982.981	1.7	100	0.00
20	T	Nitrobenzene	1000.000	997.639	0.2	100	0.00
21	I	Naphthalene-d8 (ISTD)	2000.000	2000.000	0.0	102	0.00
22	T	Isophorone	1000.000	1041.611	-4.2	101	0.00
23	T	2-Nitrophenol	1000.000	1112.080	-11.2	106	0.00
24	T	2,4-Dimethylphenol	1000.000	1029.019	-2.9	96	0.00
25	T	Bis(2-chloroethoxy) methane	1000.000	1029.922	-3.0	101	0.00
26	T	Benzoic acid	2000.000	1883.744	5.8	88	0.00
27	T	2,4-Dichlorophenol	1000.000	1034.808	-3.5	103	0.00
28	T	1,2,4-Trichlorobenzene	1000.000	1012.195	-1.2	98	0.00
29	T	Naphthalene	1000.000	1009.997	-1.0	98	0.00
30	T	4-Chloroaniline	1000.000	967.402	3.3	96	0.00
31	T	Hexachlorobutadiene	1000.000	1022.646	-2.3	102	0.00
32	T	4-Chloro-3-methylphenol	1000.000	1007.280	-0.7	100	0.00
33	T	2-Methylnaphthalene	1000.000	1061.904	-6.2	100	0.00
34	T	1-Methylnaphthalene	1000.000	1041.615	-4.2	98	0.00
35	I	Acenaphthene-d10 (ISTD)	2000.000	2000.000	0.0	101	0.00
36	T	Hexachlorocyclopentadiene	1000.000	1071.823	-7.2	102	0.00
37	T	2,4,6-Trichlorophenol	1000.000	1042.933	-4.3	100	0.00
38	T	2,4,5-Trichlorophenol	1000.000	1087.056	-8.7	102	0.00
39	T	1,1'-Biphenyl	1000.000	1072.168	-7.2	100	0.00
40	S	2-Fluorobiphenyl (Surr)	1000.000	1079.788	-8.0	101	0.00
41	T	2-Chloronaphthalene	1000.000	1075.710	-7.6	101	0.00
42	T	2-Nitroaniline	1000.000	1099.892	-10.0	103	0.00
43	T	2,6-Dimethylnaphthalene	1000.000	1064.534	-6.5	99	0.00
44	T	1,4-Dinitrobenzene	1000.000	1073.010	-7.3	105	0.00
45	T	Dimethyl phthalate	1000.000	1061.689	-6.2	101	0.00
46	T	1,3-Dinitrobenzene	1000.000	1096.253	-9.6	102	0.00
47	T	2,6-Dinitrotoluene	1000.000	1126.253	-12.6	102	0.00
48	T	1,2-Dinitrobenzene	1000.000	1070.352	-7.0	99	0.00

Evaluate Continuing Calibration Report

Data Path : T:\data\2019-05\9E08056\
Data File : I05081930.D
Acq On : 9 May 2019 2:48 am
Operator : JK /AMS /DTH
Sample : 9E08056-ICV1
Misc : 1x, A19C239 BNA@1000
ALS Vial : 13 Sample Multiplier: 1
DataAcq Meth:SV9_AQUISITION.M

Quant Time: May 09 17:11:47 2019
Quant Method : T:\methods\SV9_050819.M
Quant Title : EPA 8270D: Semivolatile Organics
QLast Update : Thu May 09 12:25:58 2019
Response via : Initial Calibration
InstName : SV-GCMS9

Min. RRF : 0.000 Min. Rel. Area : 50% Max. R.T. Dev 0.50min
Max. RRF Dev : 30% Max. Rel. Area : 200%

		Compound	Amount	Calc.	%Dev	Area%	Dev(min)
49	T	Acenaphthylene	1000.000	1088.765	-8.9	101	0.00
50	T	3-Nitroaniline	1000.000	1148.365	-14.8	105	0.00
51	T	Acenaphthene	1000.000	1038.577	-3.9	100	0.00
52	T	2,4-Dinitrophenol	1000.000	946.801	5.3	93	0.00
53	T	4-Nitrophenol	1000.000	1034.680	-3.5	99	0.00
54	T	2,4-Dinitrotoluene	1000.000	1028.340	-2.8	100	0.00
55	T	Dibenzofuran	1000.000	1074.202	-7.4	101	0.00
56	T	2,3,5,6-Tetrachlorophenol	1000.000	1036.218	-3.6	99	0.00
57	T	2,3,4,6-Tetrachlorophenol	1000.000	1057.546	-5.8	99	0.00
58	T	Diethyl phthalate	1000.000	1008.933	-0.9	100	0.00
59	T	2,3,5-Trimethylnaphthalene	1000.000	979.815	2.0	100	0.00
60	T	Fluorene	1000.000	980.699	1.9	100	0.00
61	T	4-Chlorophenyl phenyl ether	1000.000	1021.183	-2.1	100	0.00
62	T	4-Nitroaniline	1000.000	1148.137	-14.8	107	0.00
63	T	4,6-Dinitro-2-methylphenol	1000.000	1164.436	-16.4	114	0.00
64	I	Phenanthrene-d10 (ISTD)	2000.000	2000.000	0.0	102	0.00
65	T	N-Nitrosodiphenylamine	1000.000	1041.336	-4.1	100	0.00
66	T	Azobenzene (1,2-DPH)	1000.000	1062.752	-6.3	101	0.00
67	S	2,4,6-Tribromophenol (Surr)	1000.000	1085.756	-8.6	98	0.00
68	T	4-Bromophenyl phenyl ether	1000.000	1067.925	-6.8	102	0.00
69	T	Hexachlorobenzene	1000.000	1008.788	-0.9	101	0.00
70	T	Pentachlorophenol (PCP)	1000.000	1037.903	-3.8	103	0.00
71	T	Phenanthrene	1000.000	1007.111	-0.7	100	0.00
72	T	Anthracene	1000.000	1026.924	-2.7	101	0.00
73	T	Carbazole	1000.000	1083.500	-8.3	100	0.00
74	T	Di-n-butyl phthalate	1000.000	1076.331	-7.6	100	0.00
75	T	Fluoranthene	1000.000	1068.458	-6.8	100	0.00
76	T	Benzidine	2000.000	1732.757	13.4	83	0.00
77	T	Pyrene	1000.000	1041.218	-4.1	100	0.00
78	I	Chrysene-d12 (ISTD)	2000.000	2000.000	0.0	101	0.00
79	S	Terphenyl-d14 (Surr)	1000.000	1043.187	-4.3	101	0.00
80	T	Butyl benzyl phthalate	1000.000	1062.300	-6.2	99	0.00
81	T	Bis(2-ethylhexyl) adipate	1000.000	995.630	0.4	99	0.00
82	T	3,3-Dichlorobenzidine	2000.000	2074.489	-3.7	100	0.00
83	T	Benz(a)anthracene	1000.000	1044.678	-4.5	102	0.00
84	T	Chrysene	1000.000	1000.048	-0.0	100	0.00
85	T	Bis(2-ethylhexyl) phthalate	1000.000	1060.069	-6.0	101	0.00
86	I	Perylene-d12 (ISTD)	2000.000	2000.000	0.0	102	0.00
87	T	Di-n-octyl phthalate	1000.000	1012.789	-1.3	101	0.00
88	T	Benzo(b)fluoranthene	1000.000	1035.108	-3.5	100	0.00
89	T	Benzo(k)fluoranthene	1000.000	1008.985	-0.9	98	0.00
90	T	Benzo(b+k)fluoranthene	2000.000	2026.947	-1.3	99	0.00
91	T	Benzo(e)pyrene	1000.000	1058.505	-5.9	100	0.00
92	T	Benzo(a)pyrene	1000.000	1026.248	-2.6	98	0.00
93	T	Perylene	1000.000	1159.571	-16.0	111	0.00
94	I	Dibenz(a,h)Anthrcene-d14 (I	2000.000	2000.000	0.0	100	0.00

Evaluate Continuing Calibration Report

Data Path : T:\data\2019-05\9E08056\
Data File : I05081930.D
Acq On : 9 May 2019 2:48 am
Operator : JK /AMS /DTH
Sample : 9E08056-ICV1
Misc : 1x, A19C239 BNA@1000
ALS Vial : 13 Sample Multiplier: 1
DataAcq Meth:SV9_AQUISITION.M

Quant Time: May 09 17:11:47 2019
Quant Method : T:\methods\SV9_050819.M
Quant Title : EPA 8270D: Semivolatile Organics
QLast Update : Thu May 09 12:25:58 2019
Response via : Initial Calibration
InstName : SV-GCMS9

Min. RRF : 0.000 Min. Rel. Area : 50% Max. R.T. Dev 0.50min
Max. RRF Dev : 30% Max. Rel. Area : 200%

	Compound	Amount	Calc.	%Dev	Area%	Dev(min)
95 T	Indeno(1,2,3-cd)pyrene	1000.000	987.220	1.3	99	0.00
96 T	Dibenz(a,h)anthracene	1000.000	1027.936	-2.8	99	0.00
97 T	Benzo(g,h,i)perylene	1000.000	1055.892	-5.6	100	0.00

(#) = Out of Range SPCC's out = 0 CCC's out = 0

Quantitation Report (Not Reviewed)

Data Path : T:\data\2019-05\9E08056\
Data File : I05081917.D
Acq On : 8 May 2019 7:08 pm
Operator : JK /AMS /DTH
Sample : 9E08056-TUN1
Misc : 1x, A19D323 DFTPP@45
ALS Vial : 1 Sample Multiplier: 1
DataAcq Meth:DFTPP-8270.M

Quant Time: May 09 10:13:18 2019
Quant Method : T:\methods\DFTPP-625.M
Quant Title : DFTPP Tune Methodug/mL
QLast Update : Thu May 09 10:12:54 2019
Response via : Initial Calibration
InstName : SV-GCMS9

9/9/19

Compound	R.T.	QIon	Response	Conc	Units	Dev(Min)
Internal Standards						
1) Naphthalene-d8	7.942	136	177402	2.00	ug/mL	0.00
2) Acenaphthene-d10	9.713	162	79924	2.00	ug/mL	0.00
4) Phenanthrene-d10	11.221	188	119012	2.00	ug/mL	0.00
10) Chrysene-d12	14.944	240	104422	2.00	ug/mL	0.00
11) Perylene-d12	16.933	264	91182	2.00	ug/mL	0.00
Target Compounds						Qvalue
3) Pentachlorophenol	11.039	266	258730	28.85	ug/mL	98
5) DFTPP	11.504	442	233124	23.30	ug/mL#	68
6) Benzidine	12.687	184	1059560	29.57	ug/mL	96
7) 4,4-DDE	12.949	TIC	14865	No Calib	#	
8) 4,4-DDD	13.467	TIC	27182	5.51	ug/mL#	100
9) 4,4-DDT	14.045	TIC	3476962	34.67	ug/mL#	1

(#) = qualifier out of range (m) = manual integration (+) = signals summed

DFTPP

Data Path : T:\data\2019-05\9E08056\
Data File : I05081917.D
Acq On : 8 May 2019 7:08 pm
Operator : JK /AMS /DTH
Sample : 9E08056-TUN1
Misc : 1x, A19D323 DFTPP@45
ALS Vial : 1 Sample Multiplier: 1

Integration File: rteint.p

JK 5/9/19

Method : T:\methods\DFTPP-625.M
Title : DFTPP Tune Methodug/mL
Last Update : Thu May 09 10:12:54 2019

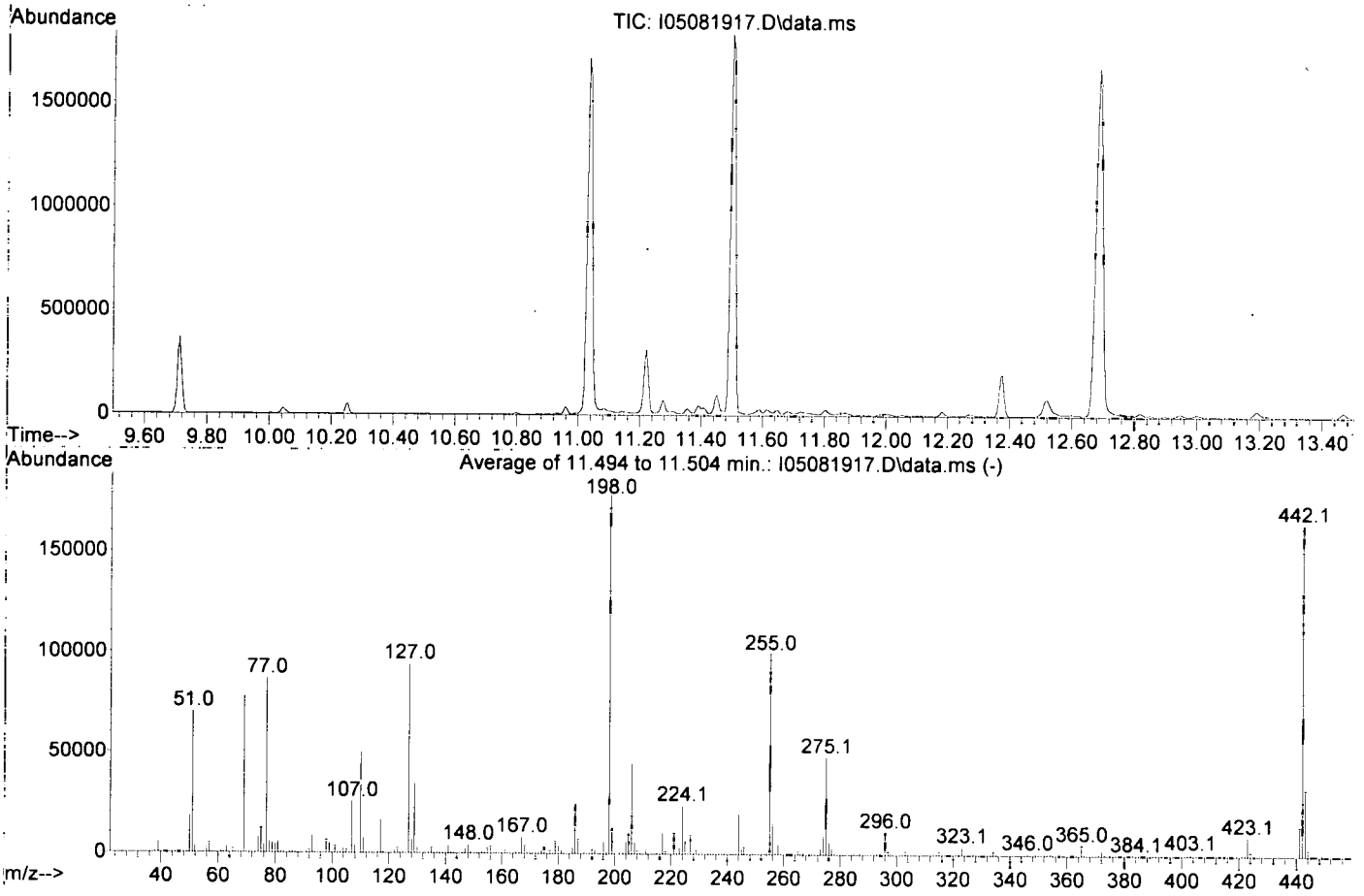

AutoFind: Scans 1497, 1498, 1499; Background Corrected with Scan 1491

Target Mass	Rel. to Mass	Lower Limit%	Upper Limit%	Rel. Abn%	Raw Abn	Result Pass/Fail
51	198	30	60	39.1	70134	PASS
68	69	0.00	2	0.0	0	PASS
69	198	0.00	100	43.5	78009	PASS
70	69	0.00	2	0.5	368	PASS
127	198	40	60	52.5	94209	PASS
197	198	0.00	1	0.0	0	PASS
198	198	100	100	100.0	179499	PASS
199	198	5	9	7.1	12762	PASS
275	198	10	30	27.0	48432	PASS
365	198	1	100	2.9	5249	PASS
441	443	0.01	100	43.2	14368	PASS
442	198	40	100	91.7	164629	PASS
443	442	17	23	20.2	33256	PASS

DFTPP

Data Path : T:\data\2019-05\9E08056\
Data File : I05081917.D
Acq On : 8 May 2019 7:08 pm
Operator : JK /AMS /DTH
Sample : 9E08056-TUN1
Misc : 1x, A19D323 DFTPP@45
ALS Vial : 1 Sample Multiplier: 1

Integration File: rteint.p

Method : T:\methods\DFTPP-8270.M
Title : DFTPP Tune Methodug/mL
Last Update : Wed May 08 19:51:32 2019

JK 5/10/19

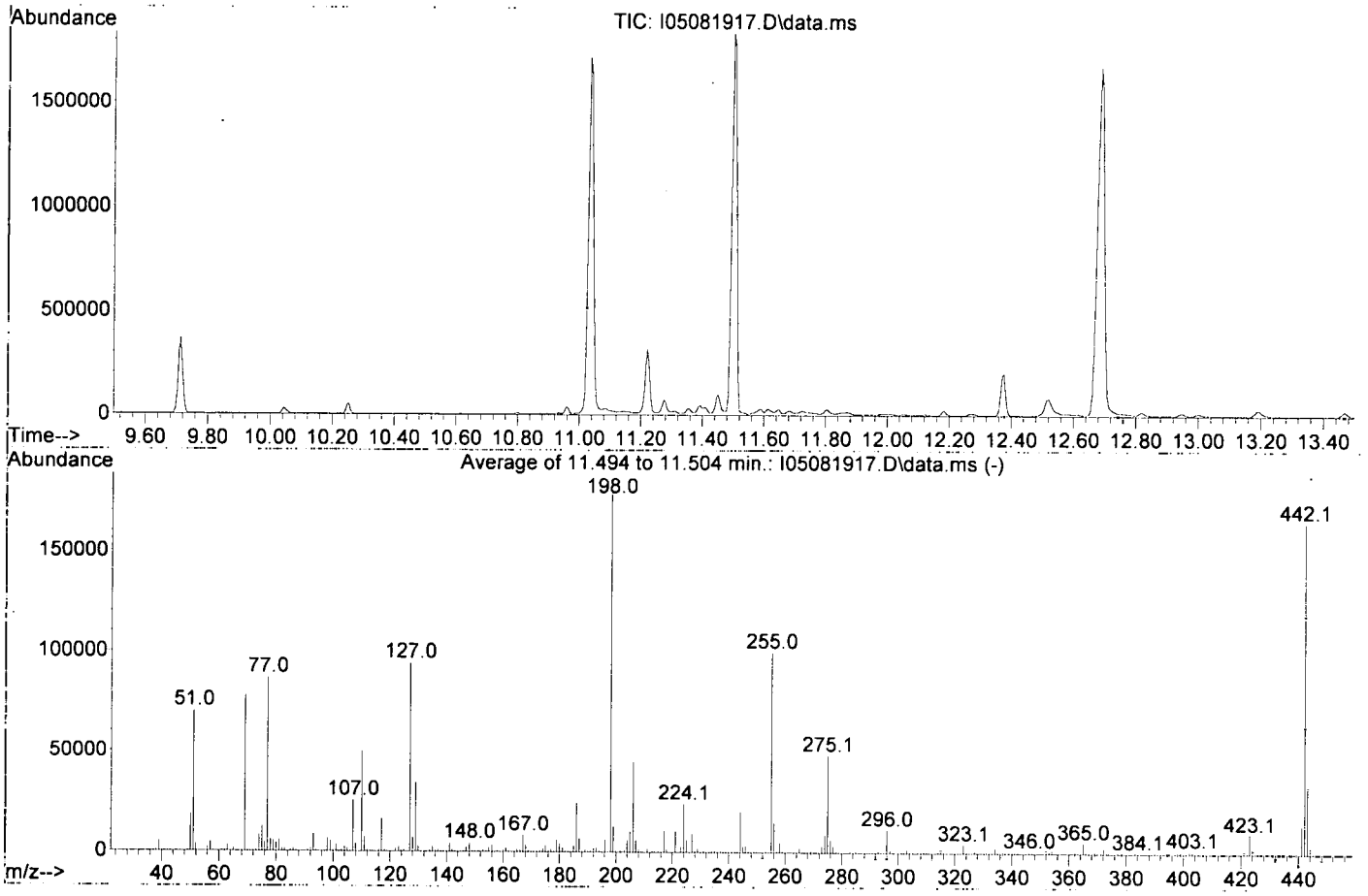

AutoFind: Scans 1497, 1498, 1499; Background Corrected with Scan 1491

Target Mass	Rel. to Mass	Lower Limit%	Upper Limit%	Rel. Abn%	Raw Abn	Result Pass/Fail
51	198	10	80	39.1	70134	PASS
68	69	0.00	2	0.0	0	PASS
69	198	0.00	100	43.5	78009	PASS
70	69	0.00	2	0.5	368	PASS
127	198	10	80	52.5	94209	PASS
197	198	0.00	2	0.0	0	PASS
198	198	100	100	100.0	179499	PASS
199	198	5	9	7.1	12762	PASS
275	198	10	60	27.0	48432	PASS
365	198	1	100	2.9	5249	PASS
441	442	0.01	24	8.7	14368	PASS
442	198	50	200	91.7	164629	PASS
443	442	15	24	20.2	33256	PASS

Quantitation Report (Qedit)

Data Path : T:\data\2019-05\9E08056\
Data File : I05081917.D
Acq On : 8 May 2019 7:08 pm
Operator : JK /AMS /DTH
Sample : 9E08056-TUN1
Misc : 1x, A19D323 DFTPP@45
ALS Vial : 1 Sample Multiplier: 1
DataAcq Meth:DFTPP-8270.M

Quant Time: May 09 10:13:18 2019
Quant Method : T:\methods\DFTPP-625.M
Quant Title : DFTPP Tune Methodug/mL
QLast Update : Thu May 09 10:12:54 2019
Response via : Initial Calibration
InstName : SV-GCMS9

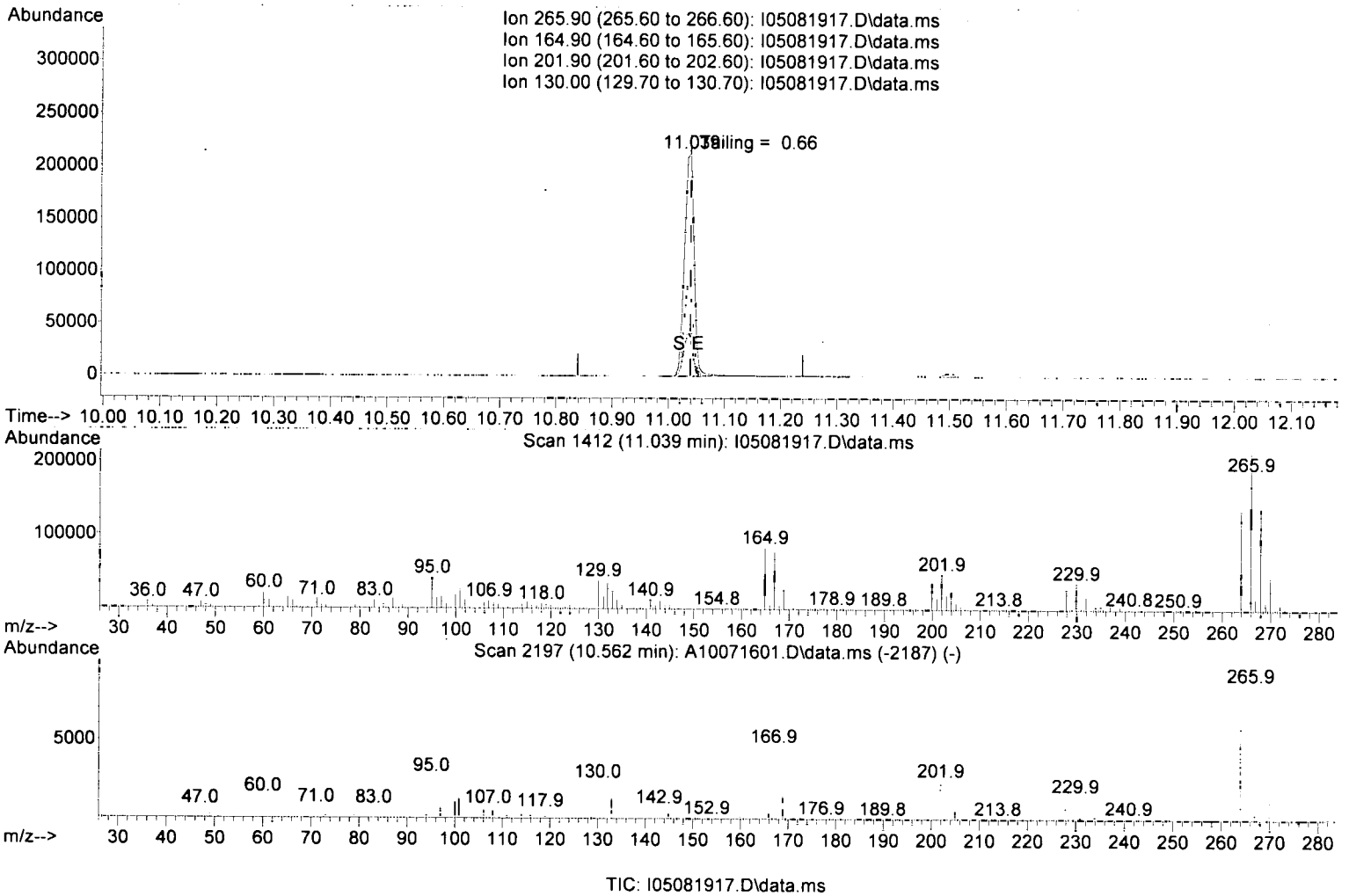

TIC: I05081917.D\data.ms

(3) Pentachlorophenol

11.039min (0.000) 28.85 ug/mL

response 258730

Ion	Exp%	Act%
265.90	100.00	100.00
164.90	40.70	38.94
201.90	21.80	22.28
130.00	18.60	17.95

JK 5/9/19

Quantitation Report (Qedit)

Data Path : T:\data\2019-05\9E08056\
Data File : I05081917.D
Acq On : 8 May 2019 7:08 pm
Operator : JK /AMS /DTH
Sample : 9E08056-TUN1
Misc : 1x, A19D323 DFTPP@45
ALS Vial : 1 Sample Multiplier: 1
DataAcq Meth:DFTPP-8270.M

Quant Time: May 09 10:13:18 2019
Quant Method : T:\methods\DFTPP-625.M
Quant Title : DFTPP Tune Methodug/mL
QLast Update : Thu May 09 10:12:54 2019
Response via : Initial Calibration
InstName : SV-GCMS9

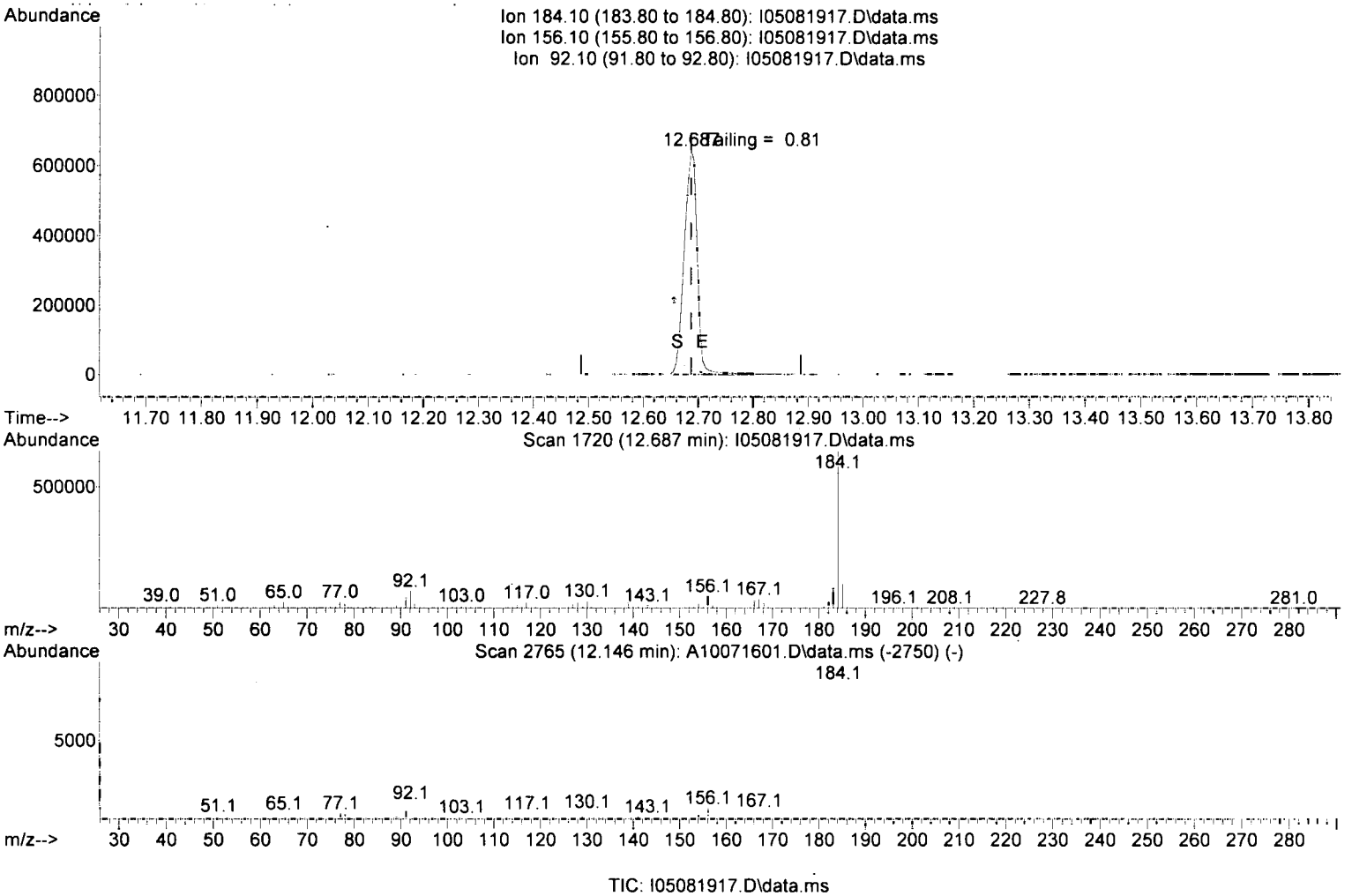

TIC: I05081917.D\data.ms

(6) Benzidine

12.687min (0.000) 29.57 ug/mL

response 1059560

Ion	Exp%	Act%
184.10	100.00	100.00
156.10	7.00	7.51
92.10	8.90	10.92
0.00	0.00	0.00

5/9/19

DDT Breakdown Check (Validated 5/1/2013)

From:
9E08056-TUN1
SV-GCMS9

First Column Area Counts		Percent Breakdown	
DDE	14865		
DDD	27182		
DDT	13476962	1.19	PASS

Breakdown must be less than 20% to accept sample data.

5/9/19

Quantitation Report (Not Reviewed)

Data Path : T:\data\2019-05\9E08056\
Data File : I05081917.D
Acq On : 8 May 2019 7:08 pm
Operator : JK /AMS /DTH
Sample : 9E08056-TUN1
Misc : 1x, A19D323 DFTPP@45
ALS Vial : 1 Sample Multiplier: 1
DataAcq Meth:DFTPP-8270.M

Quant Time: May 09 10:13:18 2019
Quant Method : T:\methods\DFTPP-625.M
Quant Title : DFTPP Tune Methodug/mL
QLast Update : Thu May 09 10:12:54 2019
Response via : Initial Calibration
InstName : SV-GCMS9

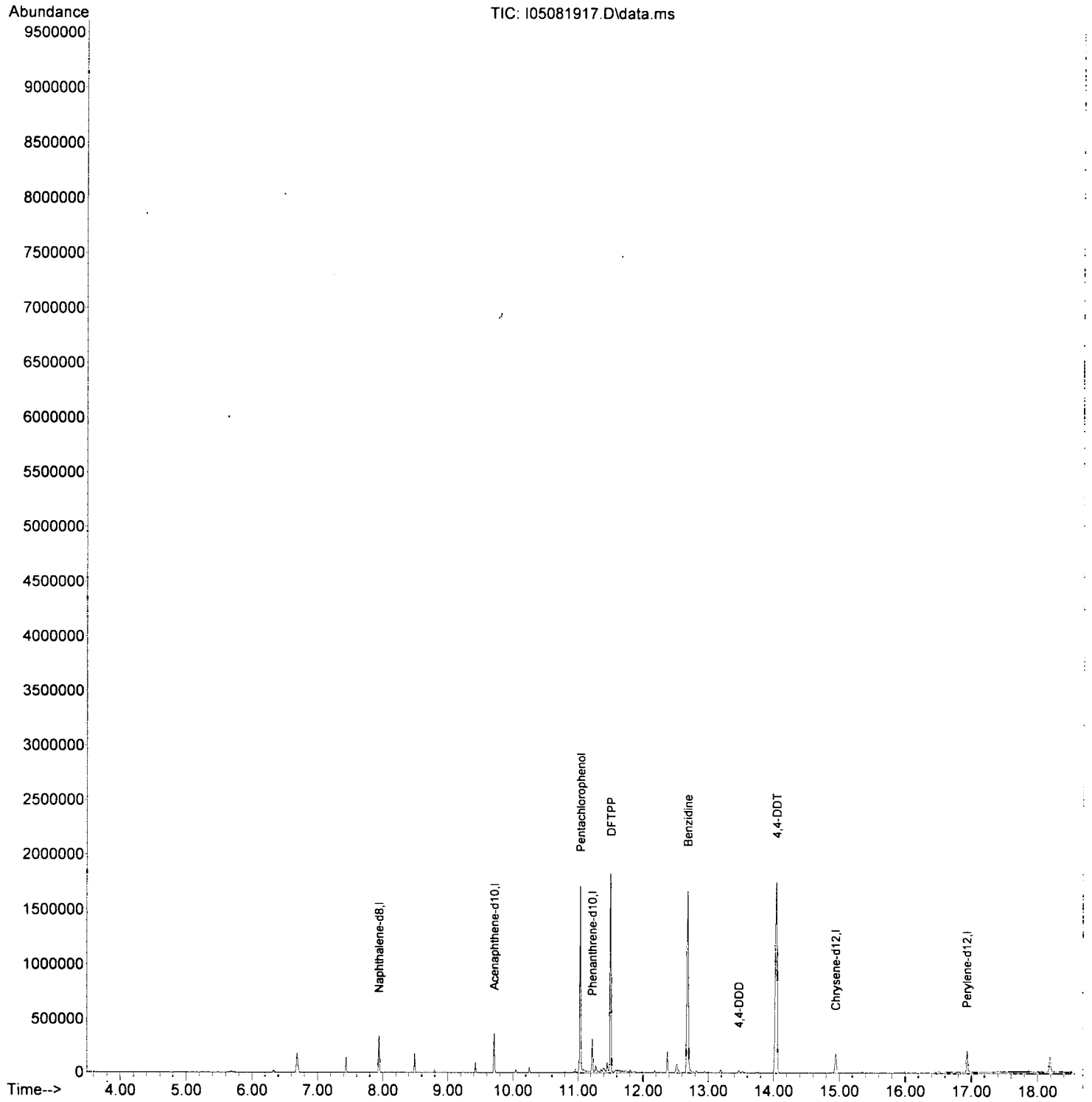

Quantitation Report (Not Reviewed)

Data Path : T:\data\2019-05\9E08056\
Data File : I05081918.D
Acq On : 8 May 2019 7:35 pm
Operator : JK /AMS /DTH
Sample : 9E08056-ICB1
Misc : 1x, DCM + ISTD
ALS Vial : 2 Sample Multiplier: 1
DataAcq Meth:SV9_AQUISITION.M

Quant Time: May 09 11:02:07 2019
Quant Method : T:\methods\SV9_050819.M
Quant Title : EPA 8270D: Semivolatile Organics
QLast Update : Thu May 09 11:01:22 2019
Response via : Initial Calibration
InstName : SV-GCMS9

JK 5/9/19

Compound	R.T.	QIon	Response	Conc	Units	Dev(Min)
Internal Standards						
1) 1,4-Dichlorobenzene-d4...	6.697	152	127428	2000.00	ng/ml	0.00
21) Naphthalene-d8 (ISTD)	7.948	136	522440	2000.00	ng/ml	0.00
35) Acenaphthene-d10 (ISTD)	9.713	162	251914	2000.00	ng/ml	0.00
64) Phenanthrene-d10 (ISTD)	11.222	188	480361	2000.00	ng/ml	0.00
78) Chrysene-d12 (ISTD)	15.051	240	512978	2000.00	ng/ml	0.00
86) Perylene-d12 (ISTD)	18.539	264	472385	2000.00	ng/ml	0.00
94) Dibenz(a,h)Anthrcene-d...	20.924	292	430097	2000.00	ng/ml	0.00
System Monitoring Compounds						
4) 2-Fluorophenol (Surr)	5.477	112	80	0.94	ng/ml	0.01
5) Phenol-d6 (Surr)	6.360	99	63	0.56	ng/ml	0.02
19) Nitrobenzene-d5 (Surr)	0.000	82	0	0.00	ng/ml	
40) 2-Fluorobiphenyl (Surr)	0.000	172	0	0.00	ng/ml	
67) 2,4,6-Tribromophenol (...	0.000	330	0	0.00	ng/ml	
79) Terphenyl-d14 (Surr)	0.000	244	0	0.00	ng/ml	
Target Compounds						Qvalue
2) N-Nitrosodimethylamine	4.188	74	449	6.67	ng/ml#	1
3) Pyridine	4.279	79	159	N.D.		
6) Phenol	6.360	94	69	N.D.		
7) Aniline	6.387	93	176	N.D.		
8) Bis(2-chloroethyl) ether	6.435	93	248	N.D.		
9) 2-Chlorophenol	6.499	128	75	N.D.		
10) 1,3-Dichlorobenzene	0.000		0	N.D.		
11) 1,4-Dichlorobenzene	0.000		0	N.D.		
12) Benzyl alcohol	0.000		0	N.D.		
13) 1,2-Dichlorobenzene	0.000		0	N.D.		
14) 2-Methylphenol	0.000		0	N.D.		
15) 2,2'-Oxybis(1-Chloropr...	6.953	45	52	N.D.		
16) N-Nitrosodi-n-propylamine	0.000		0	N.D.		
17) 3+4-Methylphenol	0.000		0	N.D.		
18) Hexachloroethane	0.000		0	N.D.		
20) Nitrobenzene	7.210	77	113	N.D.		
22) Isophorone	7.478	82	59	N.D.		
23) 2-Nitrophenol	0.000		0	N.D.		
24) 2,4-Dimethylphenol	0.000		0	N.D.		
25) Bis(2-chloroethoxy) me...	0.000		0	N.D.		
26) Benzoic acid	0.000		0	N.D.		
27) 2,4-Dichlorophenol	0.000		0	N.D.		
28) 1,2,4-Trichlorobenzene	0.000		0	N.D.		
29) Naphthalene	7.964	128	78	N.D.		
30) 4-Chloroaniline	0.000		0	N.D.		
31) Hexachlorobutadiene	0.000		0	N.D.		
32) 4-Chloro-3-methylphenol	0.000		0	N.D.		
33) 2-Methylnaphthalene	0.000		0	N.D.		
34) 1-Methylnaphthalene	0.000		0	N.D.		
36) Hexachlorocyclopentadiene	0.000		0	N.D.		
37) 2,4,6-Trichlorophenol	0.000		0	N.D.		
38) 2,4,5-Trichlorophenol	0.000		0	N.D.		
39) 1,1'-Biphenyl	0.000		0	N.D.		
41) 2-Chloronaphthalene	0.000		0	N.D.		
42) 2-Nitroaniline	0.000		0	N.D.		
43) 2,6-Dimethylnaphthalene	0.000		0	N.D.		

Quantitation Report (Not Reviewed)

Data Path : T:\data\2019-05\9E08056\
Data File : I05081918.D
Acq On : 8 May 2019 7:35 pm
Operator : JK /AMS /DTH
Sample : 9E08056-ICB1
Misc : 1x, DCM + ISTD
ALS Vial : 2 Sample Multiplier: 1
DataAcq Meth:SV9_AQUISITION.M

Quant Time: May 09 11:02:07 2019
Quant Method : T:\methods\SV9_050819.M
Quant Title : EPA 8270D: Semivolatile Organics
QLast Update : Thu May 09 11:01:22 2019
Response via : Initial Calibration
InstName : SV-GCMS9

Compound	R.T.	QIon	Response	Conc	Units	Dev(Min)
44) 1,4-Dinitrobenzene	0.000		0	N.D.		
45) Dimethyl phthalate	0.000		0	N.D.		
46) 1,3-Dinitrobenzene	0.000		0	N.D.		
47) 2,6-Dinitrotoluene	0.000		0	N.D.		
48) 1,2-Dinitrobenzene	0.000		0	N.D.		
49) Acenaphthylene	0.000		0	N.D.		
50) 3-Nitroaniline	0.000		0	N.D.		
51) Acenaphthene	0.000		0	N.D.		
52) 2,4-Dinitrophenol	0.000		0	N.D.		
53) 4-Nitrophenol	0.000		0	N.D.		
54) 2,4-Dinitrotoluene	9.911	165	97	33.10	ng/ml#	17
55) Dibenzofuran	0.000		0	N.D.		
56) 2,3,5,6-Tetrachlorophenol	0.000		0	N.D.		
57) 2,3,4,6-Tetrachlorophenol	0.000		0	N.D.		
58) Diethyl phthalate	10.131	149	55	N.D.		
59) 2,3,5-Trimethylnaphtha...	10.238	170	50	N.D.		
60) Fluorene	0.000		0	N.D.		
61) 4-Chlorophenyl phenyl ...	0.000		0	N.D.		
62) 4-Nitroaniline	0.000		0	N.D.		
63) 4,6-Dinitro-2-methylph...	0.000		0	N.D.		
65) N-Nitrosodiphenylamine	0.000		0	N.D.		
66) Azobenzene (1,2-DPH)	0.000		0	N.D.		
68) 4-Bromophenyl phenyl e...	0.000		0	N.D.		
69) Hexachlorobenzene	0.000		0	N.D.		
70) Pentachlorophenol (PCP)	11.035	266	254	90.33	ng/ml	86
71) Phenanthrene	11.222	178	214	N.D.		
72) Anthracene	11.222	178	214	N.D.		
73) Carbazole	0.000		0	N.D.		
74) Di-n-butyl phthalate	0.000		0	N.D.		
75) Fluoranthene	0.000		0	N.D.		
76) Benzidine	12.677	184	5254	103.92	ng/ml	99
77) Pyrene	0.000		0	N.D.		
80) Butyl benzyl phthalate	0.000		0	N.D.		
81) Bis(2-ethylhexyl) adipate	14.014	129	1009	7.10	ng/ml	94
82) 3,3-Dichlorobenzidine	14.992	252	376	Below	Cal	91
83) Benz(a)anthracene	15.046	228	1291	4.40	ng/ml	68
84) Chrysene	15.046	228	1279	4.68	ng/ml	65
85) Bis(2-ethylhexyl) phth...	0.000		0	N.D.		
87) Di-n-octyl phthalate	0.000		0	N.D.		
88) Benzo(b)fluoranthene	0.000		0	N.D.		
89) Benzo(k)fluoranthene	0.000		0	N.D.		
90) Benzo(b+k)fluoranthene	0.000		0	N.D.		
91) Benzo(e)pyrene	0.000		0	N.D.		
92) Benzo(a)pyrene	0.000		0	N.D.		
93) Perylene	18.544	252	1717	7.10	ng/ml	74
95) Indeno(1,2,3-cd)pyrene	20.929	276	304	N.D.		
96) Dibenz(a,h)anthracene	20.924	278	137	N.D.		
97) Benzo(g,h,i)perylene	0.000		0	N.D.		

(#) = qualifier out of range (m) = manual integration (+) = signals summed

Quantitation Report (Not Reviewed)

Data Path : T:\data\2019-05\9E08056\
Data File : I05081918.D
Acq On : 8 May 2019 7:35 pm
Operator : JK /AMS /DTH
Sample : 9E08056-ICB1
Misc : 1x, DCM + ISTD
ALS Vial : 2 Sample Multiplier: 1
DataAcq Meth:SV9_AQUISITION.M

Quant Time: May 09 11:02:07 2019
Quant Method : T:\methods\SV9_050819.M
Quant Title : EPA 8270D: Semivolatile Organics
QLast Update : Thu May 09 11:01:22 2019
Response via : Initial Calibration
InstName : SV-GCMS9



Quantitation Report (Not Reviewed)

Data Path : T:\data\2019-05\9E08056\
Data File : I05081918.D
Acq On : 8 May 2019 7:35 pm
Operator : JK /AMS /DTH
Sample : 9E08056-ICB1
Misc : 1x, DCM + ISTD
ALS Vial : 2 Sample Multiplier: 1
DataAcq Meth:SV9_AQUISITION.M

Final Reqmant

Quant Time: May 09 17:11:39 2019
Quant Method : T:\methods\SV9_050819.M
Quant Title : EPA 8270D: Semivolatile Organics
QLast Update : Thu May 09 12:25:58 2019
Response via : Initial Calibration
InstName : SV-GCMS9

5/9/19

Compound	R.T.	QIon	Response	Conc	Units	Dev(Min)
Internal Standards						
1) 1,4-Dichlorobenzene-d4...	6.697	152	127428	2000.00	ng/ml	0.00
21) Naphthalene-d8 (ISTD)	7.948	136	522440	2000.00	ng/ml	0.00
35) Acenaphthene-d10 (ISTD)	9.713	162	251914	2000.00	ng/ml	0.00
64) Phenanthrene-d10 (ISTD)	11.222	188	480361	2000.00	ng/ml	0.00
78) Chrysene-d12 (ISTD)	15.051	240	512978	2000.00	ng/ml	0.00
86) Perylene-d12 (ISTD)	18.539	264	472385	2000.00	ng/ml	0.00
94) Dibenz(a,h)Anthrcene-d...	20.924	292	430097	2000.00	ng/ml	0.00
System Monitoring Compounds						
4) 2-Fluorophenol (Surr)	5.477	112	80	0.96	ng/ml	0.01
5) Phenol-d6 (Surr)	6.360	99	63	0.58	ng/ml	0.02
19) Nitrobenzene-d5 (Surr)	0.000	82	0	0.00	ng/ml	
40) 2-Fluorobiphenyl (Surr)	0.000	172	0	0.00	ng/ml	
67) 2,4,6-Tribromophenol (...	0.000	330	0	0.00	ng/ml	
79) Terphenyl-d14 (Surr)	0.000	244	0	0.00	ng/ml	
Target Compounds						Qvalue
2) N-Nitrosodimethylamine	4.188	74	449	7.05	ng/ml#	1
3) Pyridine	4.279	79	159	N.D.		
6) Phenol	6.360	94	69	N.D.		
7) Aniline	6.387	93	176	N.D.		
8) Bis(2-chloroethyl) ether	6.435	93	248	2.56	ng/ml	93
9) 2-Chlorophenol	6.499	128	75	N.D.		
10) 1,3-Dichlorobenzene	0.000		0	N.D.		
11) 1,4-Dichlorobenzene	0.000		0	N.D.		
12) Benzyl alcohol	0.000		0	N.D.		
13) 1,2-Dichlorobenzene	0.000		0	N.D.		
14) 2-Methylphenol	0.000		0	N.D.		
15) 2,2'-Oxybis(1-Chloropr...	6.953	45	52	N.D.		
16) N-Nitrosodi-n-propylamine	0.000		0	N.D.		
17) 3+4-Methylphenol	0.000		0	N.D.		
18) Hexachloroethane	0.000		0	N.D.		
20) Nitrobenzene	7.210	77	113	N.D.		
22) Isophorone	7.478	82	59	N.D.		
23) 2-Nitrophenol	0.000		0	N.D.		
24) 2,4-Dimethylphenol	0.000		0	N.D.		
25) Bis(2-chloroethoxy) me...	0.000		0	N.D.		
26) Benzoic acid	0.000		0	N.D.		
27) 2,4-Dichlorophenol	0.000		0	N.D.		
28) 1,2,4-Trichlorobenzene	0.000		0	N.D.		
29) Naphthalene	7.964	128	78	N.D.		
30) 4-Chloroaniline	0.000		0	N.D.		
31) Hexachlorobutadiene	0.000		0	N.D.		
32) 4-Chloro-3-methylphenol	0.000		0	N.D.		
33) 2-Methylnaphthalene	0.000		0	N.D.		
34) 1-Methylnaphthalene	0.000		0	N.D.		
36) Hexachlorocyclopentadiene	0.000		0	N.D.		
37) 2,4,6-Trichlorophenol	0.000		0	N.D.		
38) 2,4,5-Trichlorophenol	0.000		0	N.D.		
39) 1,1'-Biphenyl	0.000		0	N.D.		
41) 2-Chloronaphthalene	0.000		0	N.D.		
42) 2-Nitroaniline	0.000		0	N.D.		
43) 2,6-Dimethylnaphthalene	0.000		0	N.D.		

Quantitation Report (Not Reviewed)

Data Path : T:\data\2019-05\9E08056\
Data File : I05081918.D
Acq On : 8 May 2019 7:35 pm
Operator : JK /AMS /DTH
Sample : 9E08056-ICB1
Misc : 1x, DCM + ISTD
ALS Vial : 2 Sample Multiplier: 1
DataAcq Meth:SV9_AQUISITION.M

Quant Time: May 09 17:11:39 2019
Quant Method : T:\methods\SV9_050819.M
Quant Title : EPA 8270D: Semivolatile Organics
QLast Update : Thu May 09 12:25:58 2019
Response via : Initial Calibration
InstName : SV-GCMS9

Compound	R.T.	QIon	Response	Conc Units	Dev(Min)
44) 1,4-Dinitrobenzene	0.000		0	N.D.	
45) Dimethyl phthalate	0.000		0	N.D.	
46) 1,3-Dinitrobenzene	0.000		0	N.D.	
47) 2,6-Dinitrotoluene	0.000		0	N.D.	
48) 1,2-Dinitrobenzene	0.000		0	N.D.	
49) Acenaphthylene	0.000		0	N.D.	
50) 3-Nitroaniline	0.000		0	N.D.	
51) Acenaphthene	0.000		0	N.D.	
52) 2,4-Dinitrophenol	0.000		0	N.D.	
53) 4-Nitrophenol	0.000		0	N.D.	
54) 2,4-Dinitrotoluene	9.911	165	97	34.45 ng/ml#	17
55) Dibenzofuran	0.000		0	N.D.	
56) 2,3,5,6-Tetrachlorophenol	0.000		0	N.D.	
57) 2,3,4,6-Tetrachlorophenol	0.000		0	N.D.	
58) Diethyl phthalate	10.131	149	55	N.D.	
59) 2,3,5-Trimethylnaphtha...	10.238	170	50	N.D.	
60) Fluorene	0.000		0	N.D.	
61) 4-Chlorophenyl phenyl ...	0.000		0	N.D.	
62) 4-Nitroaniline	0.000		0	N.D.	
63) 4,6-Dinitro-2-methylph...	0.000		0	N.D.	
65) N-Nitrosodiphenylamine	0.000		0	N.D.	
66) Azobenzene (1,2-DPH)	0.000		0	N.D.	
68) 4-Bromophenyl phenyl e...	0.000		0	N.D.	
69) Hexachlorobenzene	0.000		0	N.D.	
70) Pentachlorophenol (PCP)	11.035	266	254	65.69 ng/ml	86
71) Phenanthrene	11.222	178	214	N.D.	
72) Anthracene	11.222	178	214	N.D.	
73) Carbazole	0.000		0	N.D.	
74) Di-n-butyl phthalate	0.000		0	N.D.	
75) Fluoranthene	0.000		0	N.D.	
76) Benzidine	12.677	184	5254	Below Cal	99
77) Pyrene	0.000		0	N.D.	
80) Butyl benzyl phthalate	0.000		0	N.D.	
81) Bis(2-ethylhexyl) adipate	14.014	129	1009	7.46 ng/ml	94
82) 3,3-Dichlorobenzidine	14.992	252	376	Below Cal	91
83) Benz(a)anthracene	15.046	228	1291	4.33 ng/ml	68
84) Chrysene	15.046	228	1279	4.65 ng/ml	65
85) Bis(2-ethylhexyl) phth...	0.000		0	N.D.	
87) Di-n-octyl phthalate	0.000		0	N.D.	
88) Benzo(b)fluoranthene	0.000		0	N.D.	
89) Benzo(k)fluoranthene	0.000		0	N.D.	
90) Benzo(b+k)fluoranthene	0.000		0	N.D.	
91) Benzo(e)pyrene	0.000		0	N.D.	
92) Benzo(a)pyrene	0.000		0	N.D.	
93) Perylene	18.544	252	1717	7.18 ng/ml	74
95) Indeno(1,2,3-cd)pyrene	20.929	276	304	N.D.	
96) Dibenz(a,h)anthracene	20.924	278	137	N.D.	
97) Benzo(g,h,i)perylene	0.000		0	N.D.	

(#) = qualifier out of range (m) = manual integration (+) = signals summed

Quantitation Report (Not Reviewed)

Data Path : T:\data\2019-05\9E08056\
Data File : I05081918.D
Acq On : 8 May 2019 7:35 pm
Operator : JK /AMS /DTH
Sample : 9E08056-ICB1
Misc : 1x, DCM + ISTD
ALS Vial : 2 Sample Multiplier: 1
DataAcq Meth:SV9_AQUISITION.M

Quant Time: May 09 17:11:39 2019
Quant Method : T:\methods\SV9_050819.M
Quant Title : EPA 8270D: Semivolatile Organics
QLast Update : Thu May 09 12:25:58 2019
Response via : Initial Calibration
InstName : SV-GCMS9

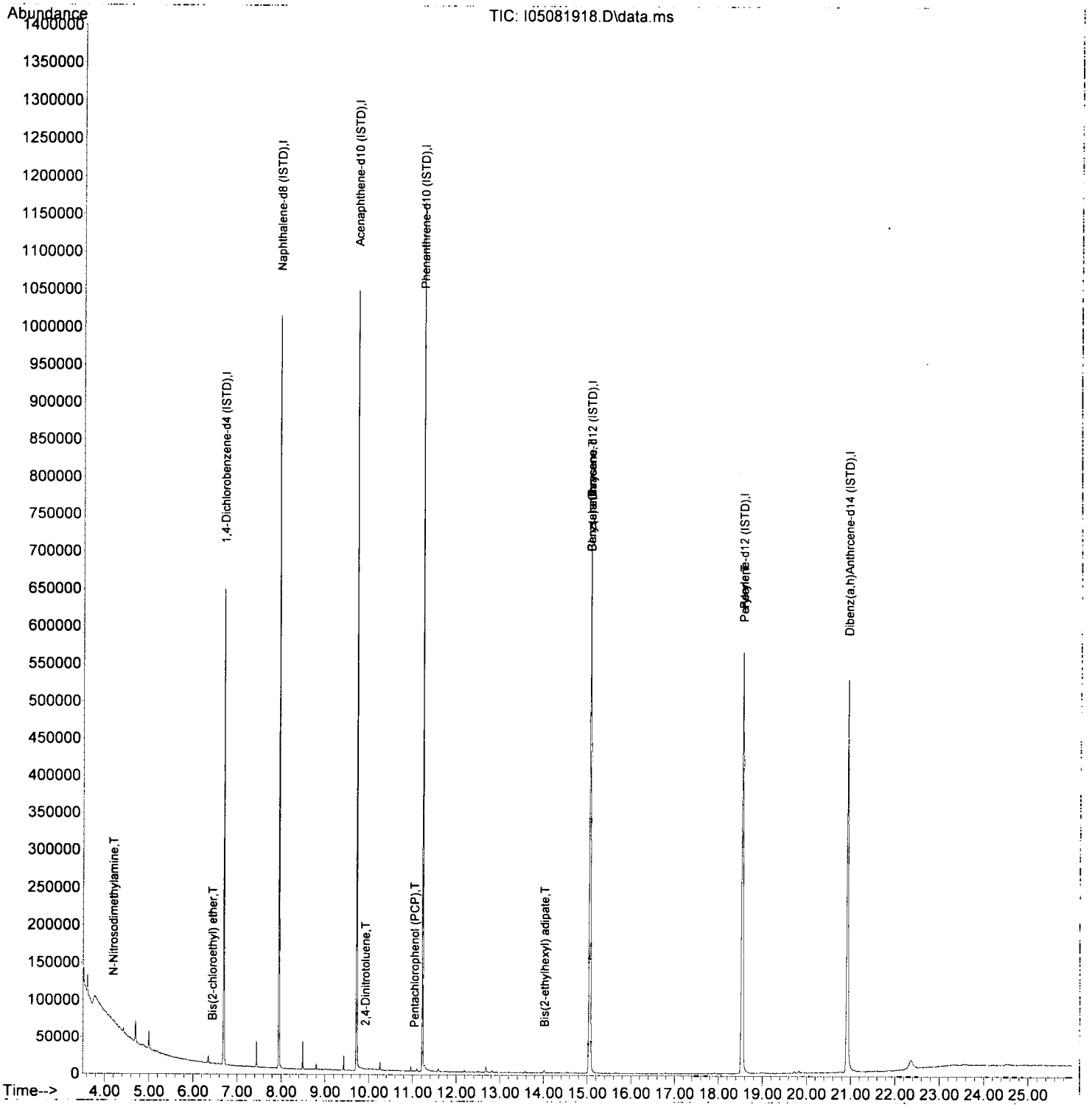

Quantitation Report (Not Reviewed)

Data Path : T:\data\2019-05\9E08056\
Data File : I05081919.D
Acq On : 8 May 2019 8:12 pm
Operator : JK /AMS /DTH
Sample : 9E08056-CAL1
Misc : 1x, A19D053 BNA@20
ALS Vial : 3 Sample Multiplier: 1
DataAcq Meth:SV9_AQUISITION.M

Quant Time: May 09 11:02:14 2019
Quant Method : T:\methods\SV9_050819.M
Quant Title : EPA 8270D: Semivolatile Organics
QLast Update : Thu May 09 11:01:22 2019
Response via : Initial Calibration
InstName : SV-GCMS9

JK 5/9/19

Compound	R.T.	QIon	Response	Conc	Units	Dev(Min)
Internal Standards						
1) 1,4-Dichlorobenzene-d4...	6.697	152	114486	2000.00	ng/ml	0.00
21) Naphthalene-d8 (ISTD)	7.948	136	461650	2000.00	ng/ml	0.00
35) Acenaphthene-d10 (ISTD)	9.713	162	230578	2000.00	ng/ml	0.00
64) Phenanthrene-d10 (ISTD)	11.222	188	445843	2000.00	ng/ml	0.00
78) Chrysene-d12 (ISTD)	15.051	240	468796	2000.00	ng/ml	0.00
86) Perylene-d12 (ISTD)	18.538	264	432537	2000.00	ng/ml	0.00
94) Dibenz(a,h)Anthrcene-d...	20.924	292	400350	2000.00	ng/ml	0.00
System Monitoring Compounds						
4) 2-Fluorophenol (Surr)	5.472	112	1296	16.93	ng/ml	0.00
5) Phenol-d6 (Surr)	6.349	99	1675	16.59	ng/ml	0.01
19) Nitrobenzene-d5 (Surr)	7.231	82	1778	21.02	ng/ml	0.00
40) 2-Fluorobiphenyl (Surr)	9.023	172	3096	18.40	ng/ml	0.00
67) 2,4,6-Tribromophenol (...	10.516	330	296	43.31	ng/ml	0.00
79) Terphenyl-d14 (Surr)	13.024	244	4571	20.48	ng/ml	0.00
Target Compounds						Qvalue
2) N-Nitrosodimethylamine	4.193	74	1386	22.92	ng/ml#	36
3) Pyridine	4.236	79	1594	16.87	ng/ml#	49
6) Phenol	6.354	94	1840	16.72	ng/ml	97
7) Aniline	6.386	93	2217	22.05	ng/ml	98
8) Bis(2-chloroethyl) ether	6.434	93	1922	21.30	ng/ml	92
9) 2-Chlorophenol	6.504	128	1505	19.20	ng/ml	85
10) 1,3-Dichlorobenzene	6.643	146	2020	23.21	ng/ml	92
11) 1,4-Dichlorobenzene	6.713	146	1733	20.88	ng/ml	84
12) Benzyl alcohol	6.830	108	394	32.12	ng/ml#	67
13) 1,2-Dichlorobenzene	6.862	146	1593	19.64	ng/ml	94
14) 2-Methylphenol	6.937	107	1153	18.58	ng/ml	78
15) 2,2'-Oxybis(1-Chloropr...	6.953	45	2282	18.10	ng/ml	99
16) N-Nitrosodi-n-propylamine	7.082	70	1232	19.27	ng/ml	95
17) 3+4-Methylphenol	7.082	107	1360	17.39	ng/ml	87
18) Hexachloroethane	7.194	201	565	22.14	ng/ml	83
20) Nitrobenzene	7.253	77	1693	19.66	ng/ml	97
22) Isophorone	7.478	82	3108	18.23	ng/ml	95
23) 2-Nitrophenol	7.563	139	652	40.14	ng/ml	98
24) 2,4-Dimethylphenol	7.601	122	1035	15.16	ng/ml	84
25) Bis(2-chloroethoxy) me...	7.686	93	1890	18.62	ng/ml	96
26) Benzoic acid	0.000		0	N.D.		
27) 2,4-Dichlorophenol	7.814	162	685	21.81	ng/ml	91
28) 1,2,4-Trichlorobenzene	7.889	180	1529	21.22	ng/ml	95
29) Naphthalene	7.970	128	4931	21.54	ng/ml	95
30) 4-Chloroaniline	8.012	127	1367	22.10	ng/ml	95
31) Hexachlorobutadiene	8.093	225	856	23.61	ng/ml	89
32) 4-Chloro-3-methylphenol	8.504	107	518	37.77	ng/ml#	1
33) 2-Methylnaphthalene	8.660	142	3206	19.00	ng/ml	99
34) 1-Methylnaphthalene	8.761	142	3306	20.65	ng/ml	94
36) Hexachlorocyclopentadiene	8.825	237	56	33.22	ng/ml#	27
37) 2,4,6-Trichlorophenol	8.948	196	344	40.72	ng/ml#	74
38) 2,4,5-Trichlorophenol	8.991	198	415	38.85	ng/ml#	62
39) 1,1'-Biphenyl	9.125	154	3301	16.94	ng/ml	98
41) 2-Chloronaphthalene	9.152	162	2457	17.33	ng/ml	92
42) 2-Nitroaniline	9.248	138	198	4.26	ng/ml#	79
43) 2,6-Dimethylnaphthalene	9.285	156	2570	18.38	ng/ml	87

Quantitation Report (Not Reviewed)

Data Path : T:\data\2019-05\9E08056\
Data File : I05081919.D
Acq On : 8 May 2019 8:12 pm
Operator : JK /AMS /DTH
Sample : 9E08056-CAL1
Misc : 1x, A19D053 BNA@20
ALS Vial : 3 Sample Multiplier: 1
DataAcq Meth:SV9_AQUISITION.M

Quant Time: May 09 11:02:14 2019
Quant Method : T:\methods\SV9_050819.M
Quant Title : EPA 8270D: Semivolatile Organics
QLast Update : Thu May 09 11:01:22 2019
Response via : Initial Calibration
InstName : SV-GCMS9

Compound	R.T.	QIon	Response	Conc	Units	Dev(Min)
44) 1,4-Dinitrobenzene	9.376	168	116	66.58	ng/ml	86
45) Dimethyl phthalate	9.419	163	3008	18.69	ng/ml	98
46) 1,3-Dinitrobenzene	9.456	168	110	4.44	ng/ml	48
47) 2,6-Dinitrotoluene	9.483	165	309	8.81	ng/ml#	66
48) 1,2-Dinitrobenzene	9.537	168	108	6.10	ng/ml#	1
49) Acenaphthylene	9.569	152	4296	19.09	ng/ml	98
50) 3-Nitroaniline	9.665	138	279	22.94	ng/ml	83
51) Acenaphthene	9.745	153	2971	20.99	ng/ml	98
52) 2,4-Dinitrophenol	0.000		0	N.D		
53) 4-Nitrophenol	9.852	139	173	78.89	ng/ml	74
54) 2,4-Dinitrotoluene	9.900	165	414	39.85	ng/ml	83
55) Dibenzofuran	9.922	168	3412	17.51	ng/ml#	82
56) 2,3,5,6-Tetrachlorophenol	10.007	232	213	55.74	ng/ml	79
57) 2,3,4,6-Tetrachlorophenol	10.050	232	352	45.87	ng/ml	85
58) Diethyl phthalate	10.130	149	3091	20.52	ng/ml	94
59) 2,3,5-Trimethylnaphtha...	10.130	170	2925	22.62	ng/ml	91
60) Fluorene	10.269	166	3504	22.08	ng/ml	90
61) 4-Chlorophenyl phenyl ...	10.259	204	1452	19.48	ng/ml	86
62) 4-Nitroaniline	10.280	138	396	11.51	ng/ml	79
63) 4,6-Dinitro-2-methylph...	0.000		0	N.D.		
65) N-Nitrosodiphenylamine	10.376	169	2436	17.88	ng/ml	89
66) Azobenzene (1,2-DPH)	10.419	77	2808	16.45	ng/ml	96
68) 4-Bromophenyl phenyl e...	10.756	248	976	21.64	ng/ml#	83
69) Hexachlorobenzene	10.836	284	1039	21.71	ng/ml	90
70) Pentachlorophenol (PCP)	11.034	266	515	103.76	ng/ml	75
71) Phenanthrene	11.248	178	5060	21.87	ng/ml	94
72) Anthracene	11.296	178	5028	22.51	ng/ml	95
73) Carbazole	11.457	167	3928	22.54	ng/ml	99
74) Di-n-butyl phthalate	11.794	149	4702	17.52	ng/ml	96
75) Fluoranthene	12.521	202	5484	21.36	ng/ml	96
76) Benzidine	12.676	184	5337	112.28	ng/ml	99
77) Pyrene	12.821	202	5874	22.60	ng/ml	96
80) Butyl benzyl phthalate	13.837	149	1472	44.58	ng/ml	83
81) Bis(2-ethylhexyl) adipate	14.014	129	2977	22.91	ng/ml	95
82) 3,3-Dichlorobenzidine	14.987	252	2583	Below	Cal	87
83) Benz(a)anthracene	15.030	228	5805	21.64	ng/ml	99
84) Chrysene	15.110	228	5174	20.70	ng/ml	93
85) Bis(2-ethylhexyl) phth...	15.180	149	1776	9.88	ng/ml	99
87) Di-n-octyl phthalate	16.838	149	2233	79.02	ng/ml	86
88) Benzo(b)fluoranthene	17.613	252	4502	27.10	ng/ml	97
89) Benzo(k)fluoranthene	~~17.683~~	~~252~~	~~3913~~	~~23.87~~	~~ng/ml~~	96
90) Benzo(b+k)fluoranthene	17.613	252	8905	50.62	ng/ml	96
91) Benzo(e)pyrene	18.266	252	4695	19.12	ng/ml	91
92) Benzo(a)pyrene	18.383	252	3596	26.47	ng/ml	90
93) Perylene	18.587	252	4452	20.10	ng/ml	96
95) Indeno(1,2,3-cd)pyrene	20.913	276	4515	19.92	ng/ml	73
96) Dibenz(a,h)anthracene	20.972	278	3890	20.39	ng/ml	98
97) Benzo(g,h,i)perylene	21.448	276	4035	19.00	ng/ml	72

See ML

(#) = qualifier out of range (m) = manual integration (+) = signals summed

Quantitation Report (Qedit)

Data Path : T:\data\2019-05\9E08056\
Data File : I05081919.D
Acq On : 8 May 2019 8:12 pm
Operator : JK /AMS /DTH
Sample : 9E08056-CAL1
Misc : 1x, A19D053 BNA@20
ALS Vial : 3 Sample Multiplier: 1
DataAcq Meth:SV9_AQUISITION.M

Quant Time: May 09 11:02:14 2019
Quant Method : T:\methods\SV9_050819.M
Quant Title : EPA 8270D: Semivolatile Organics
QLast Update : Thu May 09 11:01:22 2019
Response via : Initial Calibration
InstName : SV-GCMS9

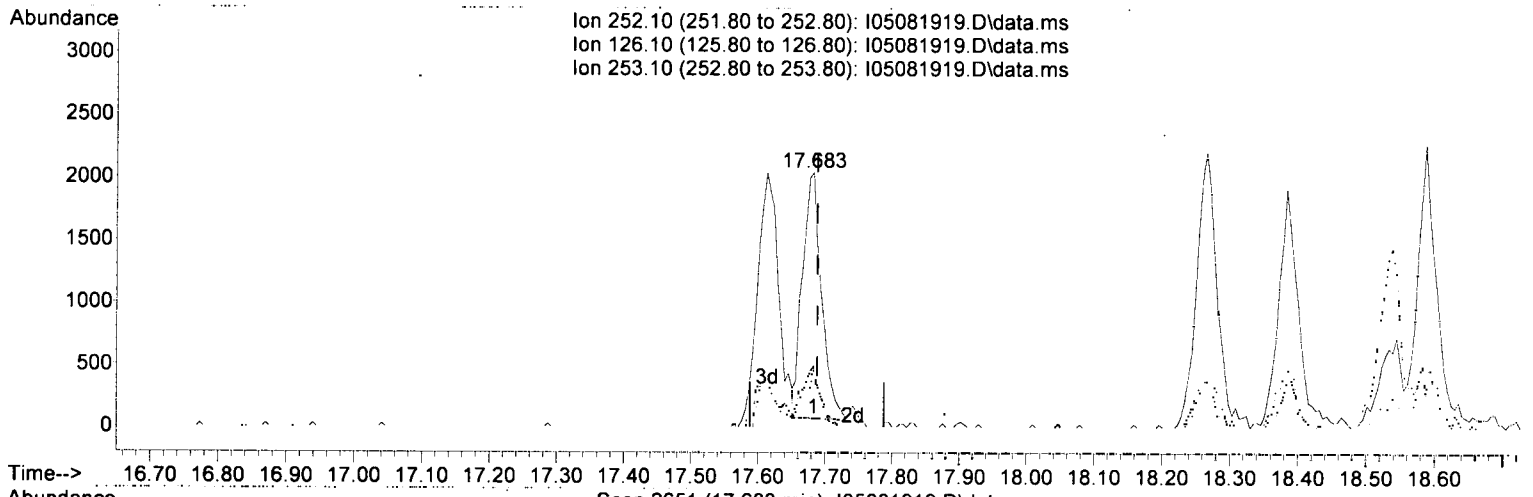

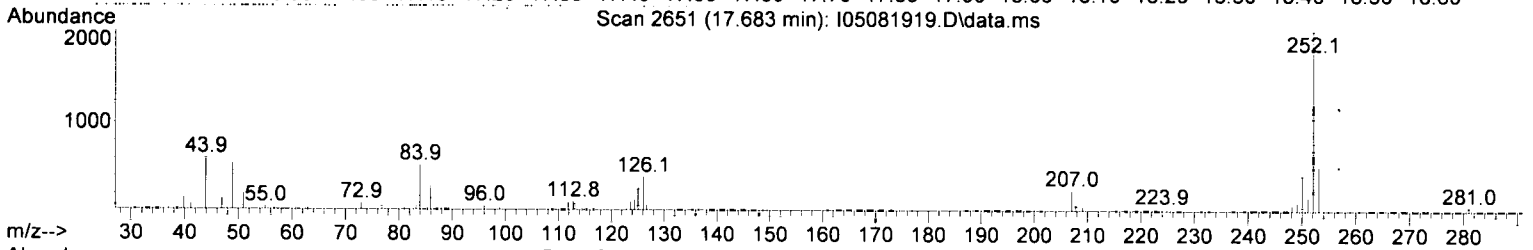



TIC: I05081919.D\data.ms

(89) Benzo(k)fluoranthene (T)

17.683min (-0.006) 23.87 ng/ml

response 3913

Ion	Exp%	Act%
252.10	100.00	100.00
126.10	23.30	23.46
253.10	21.70	25.42
0.00	0.00	0.00

Quantitation Report (Qedit)

Data Path : T:\data\2019-05\9E08056\
Data File : I05081919.D
Acq On : 8 May 2019 8:12 pm
Operator : JK /AMS /DTH
Sample : 9E08056-CAL1
Misc : 1x, A19D053 BNA@20
ALS Vial : 3 Sample Multiplier: 1
DataAcq Meth:SV9_AQUISITION.M

Quant Time: May 09 11:02:14 2019
Quant Method : T:\methods\SV9_050819.M
Quant Title : EPA 8270D: Semivolatile Organics
QLast Update : Thu May 09 11:01:22 2019
Response via : Initial Calibration
InstName : SV-GCMS9

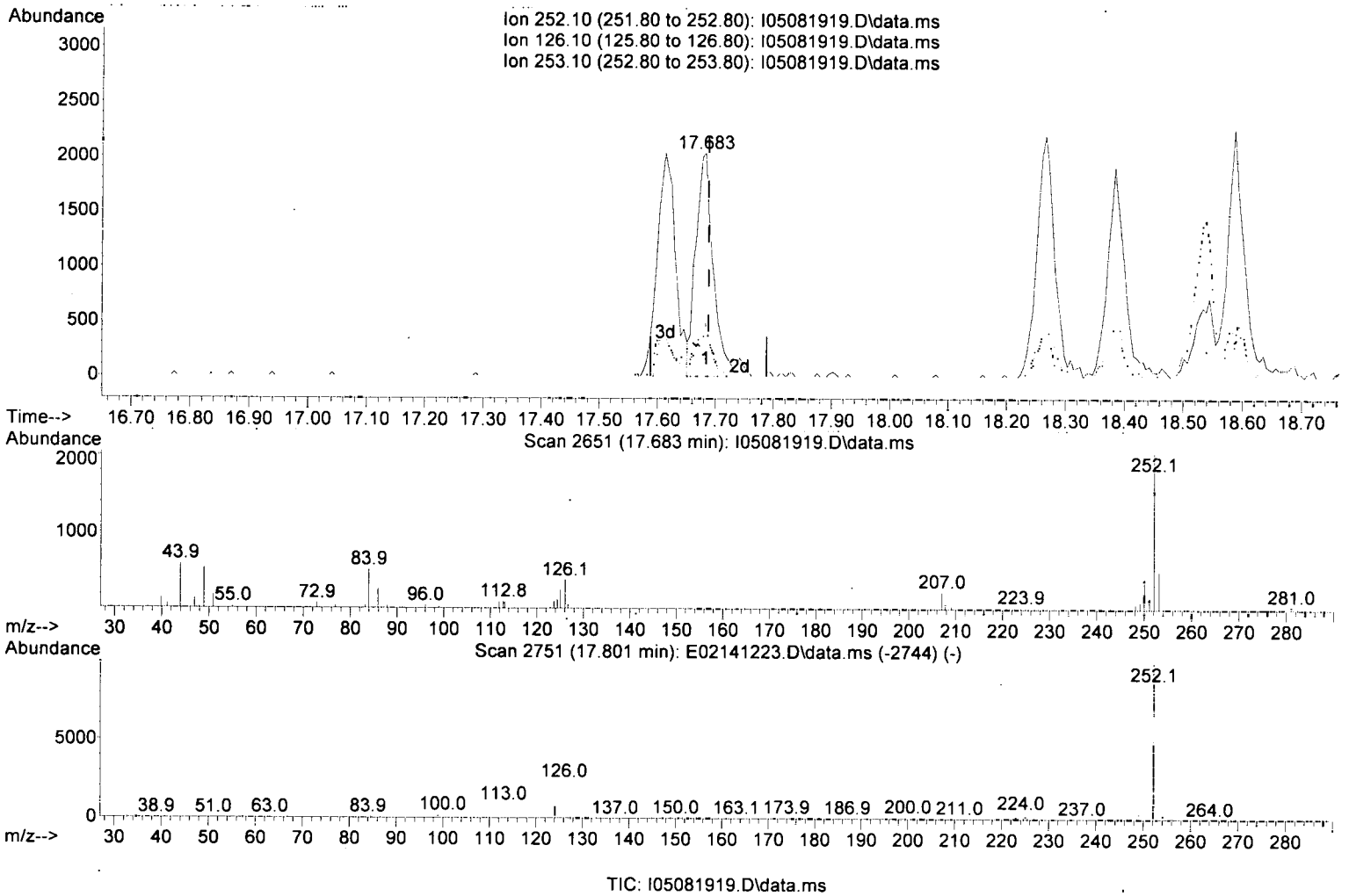

TIC: I05081919.D\data.ms

(89) Benzo(k)fluoranthene (T)

17.683min (-0.006) 25.71 ng/ml m

5/9/19

response 4403

Ion	Exp%	Act%
252.10	100.00	100.00
126.10	23.30	19.44
253.10	21.70	25.42
0.00	0.00	0.00

Quantitation Report (Not Reviewed)

Data Path : T:\data\2019-05\9E08056\
Data File : I05081919.D
Acq On : 8 May 2019 8:12 pm
Operator : JK /AMS /DTH
Sample : 9E08056-CAL1
Misc : 1x, A19D053 BNA@20
ALS Vial : 3 Sample Multiplier: 1
DataAcq Meth:SV9_AQUISITION.M

Quant Time: May 09 11:02:14 2019
Quant Method : T:\methods\SV9_050819.M
Quant Title : EPA 8270D: Semivolatile Organics
QLast Update : Thu May 09 11:01:22 2019
Response via : Initial Calibration
InstName : SV-GCMS9



Quantitation Report (Not Reviewed)

Data Path : T:\data\2019-05\9E08056\
Data File : I05081920.D
Acq On : 8 May 2019 8:48 pm
Operator : JK /AMS /DTH
Sample : 9E08056-CAL2
Misc : 1x, A19D054 BNA@50
ALS Vial : 4 Sample Multiplier: 1
DataAcq Meth:SV9_AQUISITION.M

Quant Time: May 09 11:02:23 2019
Quant Method : T:\methods\SV9_050819.M
Quant Title : EPA 8270D: Semivolatile Organics
QLast Update : Thu May 09 11:01:22 2019
Response via : Initial Calibration
InstName : SV-GCMS9

5/9/19

Compound	R.T.	QIon	Response	Conc	Units	Dev(Min)
Internal Standards						
1) 1,4-Dichlorobenzene-d4...	6.691	152	117186	2000.00	ng/ml	0.00
21) Naphthalene-d8 (ISTD)	7.943	136	466642	2000.00	ng/ml	0.00
35) Acenaphthene-d10 (ISTD)	9.713	162	235336	2000.00	ng/ml	0.00
64) Phenanthrene-d10 (ISTD)	11.222	188	447217	2000.00	ng/ml	0.00
78) Chrysene-d12 (ISTD)	15.051	240	470097	2000.00	ng/ml	0.00
86) Perylene-d12 (ISTD)	18.539	264	436889	2000.00	ng/ml	0.00
94) Dibenz(a,h)Anthrcene-d...	20.919	292	403848	2000.00	ng/ml	0.00
System Monitoring Compounds						
4) 2-Fluorophenol (Surr)	5.467	112	3106	39.64	ng/ml	0.00
5) Phenol-d6 (Surr)	6.338	99	4324	41.83	ng/ml	0.00
19) Nitrobenzene-d5 (Surr)	7.232	82	4032	46.57	ng/ml	0.00
40) 2-Fluorobiphenyl (Surr)	9.023	172	8836	51.45	ng/ml	0.00
67) 2,4,6-Tribromophenol (...	10.516	330	790	70.57	ng/ml	0.00
79) Terphenyl-d14 (Surr)	13.024	244	10935	48.86	ng/ml	0.00
Target Compounds						Qvalue
2) N-Nitrosodimethylamine	4.178	74	2851	46.07	ng/ml#	70
3) Pyridine	4.215	79	4118	42.59	ng/ml#	61
6) Phenol	6.354	94	4928	43.76	ng/ml	93
7) Aniline	6.381	93	5080	49.37	ng/ml	94
8) Bis(2-chloroethyl) ether	6.429	93	4474	48.44	ng/ml	98
9) 2-Chlorophenol	6.499	128	3771	47.01	ng/ml	92
10) 1,3-Dichlorobenzene	6.643	146	4617	51.82	ng/ml	93
11) 1,4-Dichlorobenzene	6.707	146	4532	53.35	ng/ml	98
12) Benzyl alcohol	6.830	108	1234	49.30	ng/ml	89
13) 1,2-Dichlorobenzene	6.863	146	4338	52.25	ng/ml	97
14) 2-Methylphenol	6.932	107	2679	42.19	ng/ml	93
15) 2,2'-Oxybis(1-Chloropr...	6.948	45	5842	45.28	ng/ml	98
16) N-Nitrosodi-n-propylamine	7.077	70	3144	48.05	ng/ml	93
17) 3+4-Methylphenol	7.082	107	3346	41.79	ng/ml	97
18) Hexachloroethane	7.194	201	1408	53.91	ng/ml	85
20) Nitrobenzene	7.248	77	4129	46.85	ng/ml	98
22) Isophorone	7.478	82	8299	48.17	ng/ml	97
23) 2-Nitrophenol	7.563	139	1851	66.48	ng/ml	98
24) 2,4-Dimethylphenol	7.601	122	2552	36.98	ng/ml	95
25) Bis(2-chloroethoxy) me...	7.681	93	5405	52.67	ng/ml	97
26) Benzoic acid	7.681	105	157	795.44	ng/ml	94
27) 2,4-Dichlorophenol	7.804	162	1767	40.41	ng/ml	94
28) 1,2,4-Trichlorobenzene	7.890	180	3994	54.83	ng/ml	89
29) Naphthalene	7.964	128	12776	55.21	ng/ml	99
30) 4-Chloroaniline	8.013	127	3426	54.81	ng/ml	93
31) Hexachlorobutadiene	8.093	225	2007	54.77	ng/ml	85
32) 4-Chloro-3-methylphenol	8.499	107	1435	51.37	ng/ml#	1
33) 2-Methylnaphthalene	8.660	142	8403	49.27	ng/ml	98
34) 1-Methylnaphthalene	8.756	142	8435	52.12	ng/ml	99
36) Hexachlorocyclopentadiene	8.826	237	592	49.29	ng/ml	88
37) 2,4,6-Trichlorophenol	8.943	196	987	55.28	ng/ml	84
38) 2,4,5-Trichlorophenol	8.991	198	862	49.18	ng/ml	92
39) 1,1'-Biphenyl	9.125	154	9087	45.69	ng/ml	98
41) 2-Chloronaphthalene	9.152	162	6592	45.56	ng/ml	97
42) 2-Nitroaniline	9.248	138	759	16.01	ng/ml	94
43) 2,6-Dimethylnaphthalene	9.286	156	7150	50.10	ng/ml	98

See MZ

Quantitation Report (Not Reviewed)

Data Path : T:\data\2019-05\9E08056\
Data File : I05081920.D
Acq On : 8 May 2019 8:48 pm
Operator : JK /AMS /DTH
Sample : 9E08056-CAL2
Misc : 1x, A19D054 BNA@50
ALS Vial : 4 Sample Multiplier: 1
DataAcq Meth:SV9_AQUISITION.M

Quant Time: May 09 11:02:23 2019
Quant Method : T:\methods\SV9_050819.M
Quant Title : EPA 8270D: Semivolatile Organics
QLast Update : Thu May 09 11:01:22 2019
Response via : Initial Calibration
InstName : SV-GCMS9

Compound	R.T.	QIon	Response	Conc	Units	Dev(Min)
44) 1,4-Dinitrobenzene	9.376	168	303	74.86	ng/ml#	70
45) Dimethyl phthalate	9.419	163	8669	52.79	ng/ml	98
46) 1,3-Dinitrobenzene	9.451	168	617	24.40	ng/ml	76
47) 2,6-Dinitrotoluene	9.483	165	1045	29.21	ng/ml	77
48) 1,2-Dinitrobenzene	9.542	168	519	28.72	ng/ml	93
49) Acenaphthylene	9.569	152	11830	51.50	ng/ml	98
50) 3-Nitroaniline	9.660	138	912	40.89	ng/ml	93
51) Acenaphthene	9.745	153	8352	57.80	ng/ml	96
52) 2,4-Dinitrophenol	0.000		0	N.D.		
53) 4-Nitrophenol	9.842	139	405	87.39	ng/ml	91
54) 2,4-Dinitrotoluene	9.890	165	1084	53.31	ng/ml	92
55) Dibenzofuran	9.917	168	10231	51.44	ng/ml	86
56) 2,3,5,6-Tetrachlorophenol	10.008	232	720	71.19	ng/ml	84
57) 2,3,4,6-Tetrachlorophenol	10.050	232	1085	66.47	ng/ml	86
58) Diethyl phthalate	10.131	149	8249	53.66	ng/ml	96
59) 2,3,5-Trimethylnaphtha...	10.131	170	7475	56.65	ng/ml	91
60) Fluorene	10.264	166	8897	54.93	ng/ml	96
61) 4-Chlorophenyl phenyl ...	10.259	204	4291	56.42	ng/ml	86
62) 4-Nitroaniline	10.275	138	1270	36.16	ng/ml	94
63) 4,6-Dinitro-2-methylph...	10.312	198	217	101.38	ng/ml	71
65) N-Nitrosodiphenylamine	10.377	169	6367	46.58	ng/ml	96
66) Azobenzene (1,2-DPH)	10.419	77	7675	44.83	ng/ml	93
68) 4-Bromophenyl phenyl e...	10.756	248	2481	54.83	ng/ml#	77
69) Hexachlorobenzene	10.837	284	3112	64.82	ng/ml	90
70) Pentachlorophenol (PCP)	11.035	266	782	116.47	ng/ml	75
71) Phenanthrene	11.243	178	13230	57.00	ng/ml	98
72) Anthracene	11.297	178	12760	56.96	ng/ml	98
73) Carbazole	11.452	167	10615	51.27	ng/ml	99
74) Di-n-butyl phthalate	11.794	149	11962	44.43	ng/ml	98
75) Fluoranthene	12.521	202	14115	54.81	ng/ml	98
76) Benzidine	12.677	184	6670	136.06	ng/ml	95
77) Pyrene	12.821	202	14957	57.38	ng/ml	97
80) Butyl benzyl phthalate	13.837	149	4377	64.96	ng/ml	93
81) Bis(2-ethylhexyl) adipate	14.008	129	5191	39.84	ng/ml	96
82) 3,3-Dichlorobenzidine	14.987	252	6262	Below Cal		92
83) Benz(a)anthracene	15.030	228	13479	50.10	ng/ml	97
84) Chrysene	15.105	228	12647	50.46	ng/ml	98
85) Bis(2-ethylhexyl) phth...	15.180	149	5059	28.08	ng/ml	88
87) Di-n-octyl phthalate	16.843	149	6475	93.63	ng/ml	96
88) Benzo(b)fluoranthene	17.613	252	11686	54.36	ng/ml	93
89) Benzo(k)fluoranthene	17.677	252	12101	54.18	ng/ml	97
90) Benzo(b+k)fluoranthene	17.677	252	24677	108.29	ng/ml	97
91) Benzo(e)pyrene	18.271	252	12373	49.90	ng/ml	96
92) Benzo(a)pyrene	18.389	252	10371	55.04	ng/ml	94
93) Perylene	18.587	252	10773	48.16	ng/ml	100
95) Indeno(1,2,3-cd)pyrene	20.913	276	10988	48.06	ng/ml	74
96) Dibenz(a,h)anthracene	20.988	278	9885	51.38	ng/ml	89
97) Benzo(g,h,i)perylene	21.454	276	10510	49.07	ng/ml	91

(#) = qualifier out of range (m) = manual integration (+) = signals summed

Quantitation Report (Qedit)

Data Path : T:\data\2019-05\9E08056\
Data File : I05081920.D
Acq On : 8 May 2019 8:48 pm
Operator : JK /AMS /DTH
Sample : 9E08056-CAL2
Misc : 1x, A19D054 BNA@50
ALS Vial : 4 Sample Multiplier: 1
DataAcq Meth:SV9_AQUISITION.M

Quant Time: May 09 11:02:23 2019
Quant Method : T:\methods\SV9_050819.M
Quant Title : EPA 8270D: Semivolatile Organics
QLast Update : Thu May 09 11:01:22 2019
Response via : Initial Calibration
InstName : SV-GCMS9

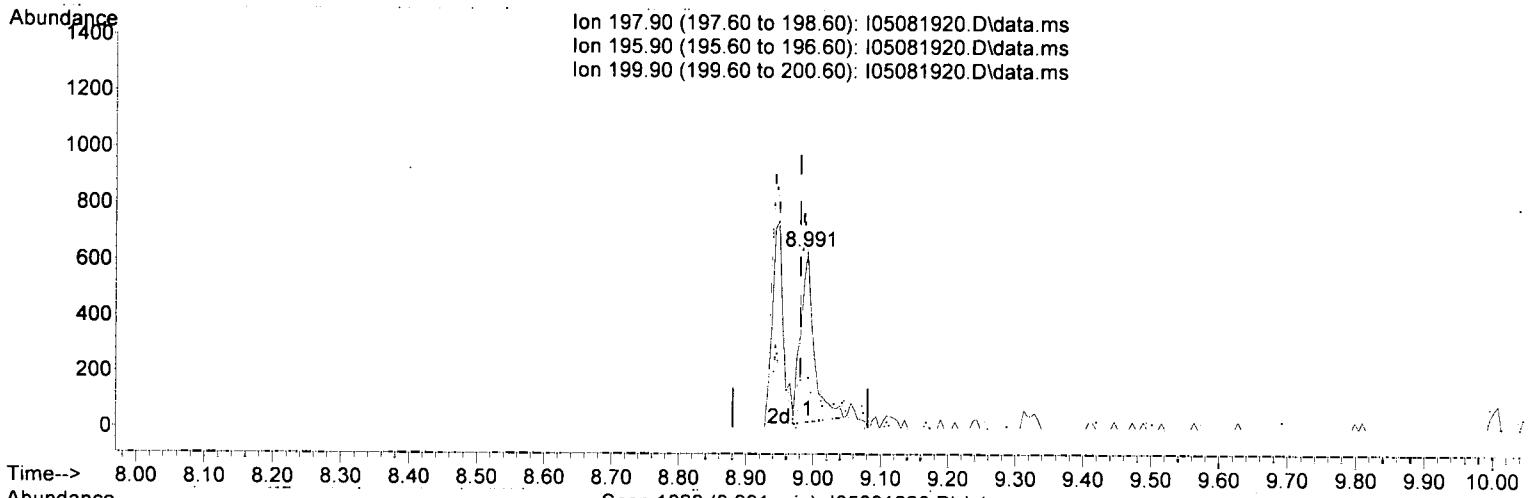

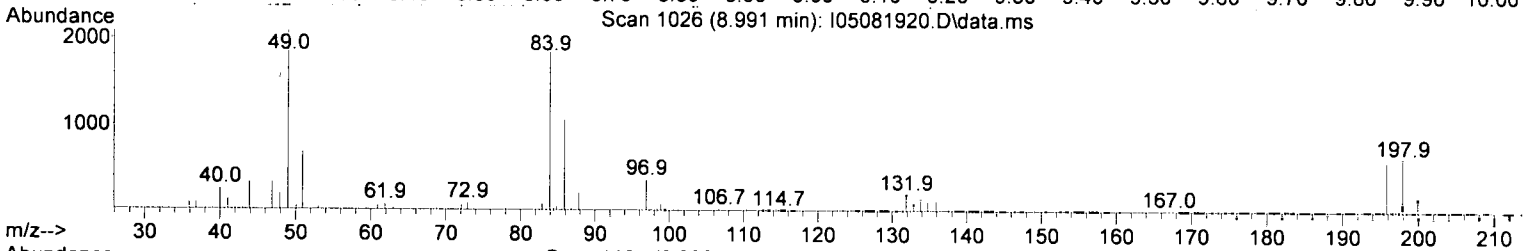

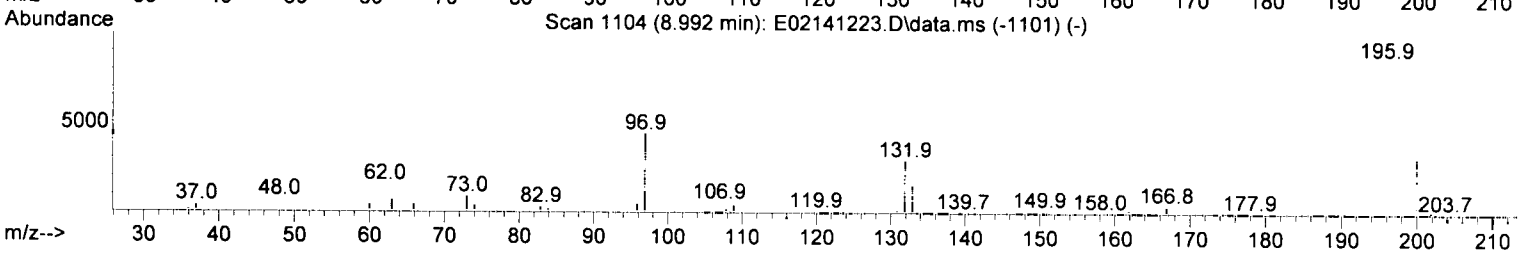

TIC: I05081920.D\data.ms

(38) 2,4,5-Trichlorophenol (T)

8.991min (+0.011) 49.18 ng/ml

response 862

Ion	Exp%	Act%
197.90	100.00	100.00
195.90	105.00	95.28
199.90	31.10	29.13
0.00	0.00	0.00

Quantitation Report (Qedit)

Data Path : T:\data\2019-05\9E08056\
Data File : I05081920.D
Acq On : 8 May 2019 8:48 pm
Operator : JK /AMS /DTH
Sample : 9E08056-CAL2
Misc : 1x, A19D054 BNA@50
ALS Vial : 4 Sample Multiplier: 1
DataAcq Meth:SV9_AQUISITION.M

Quant Time: May 09 11:02:23 2019
Quant Method : T:\methods\SV9_050819.M
Quant Title : EPA 8270D: Semivolatile Organics
QLast Update : Thu May 09 11:01:22 2019
Response via : Initial Calibration
InstName : SV-GCMS9

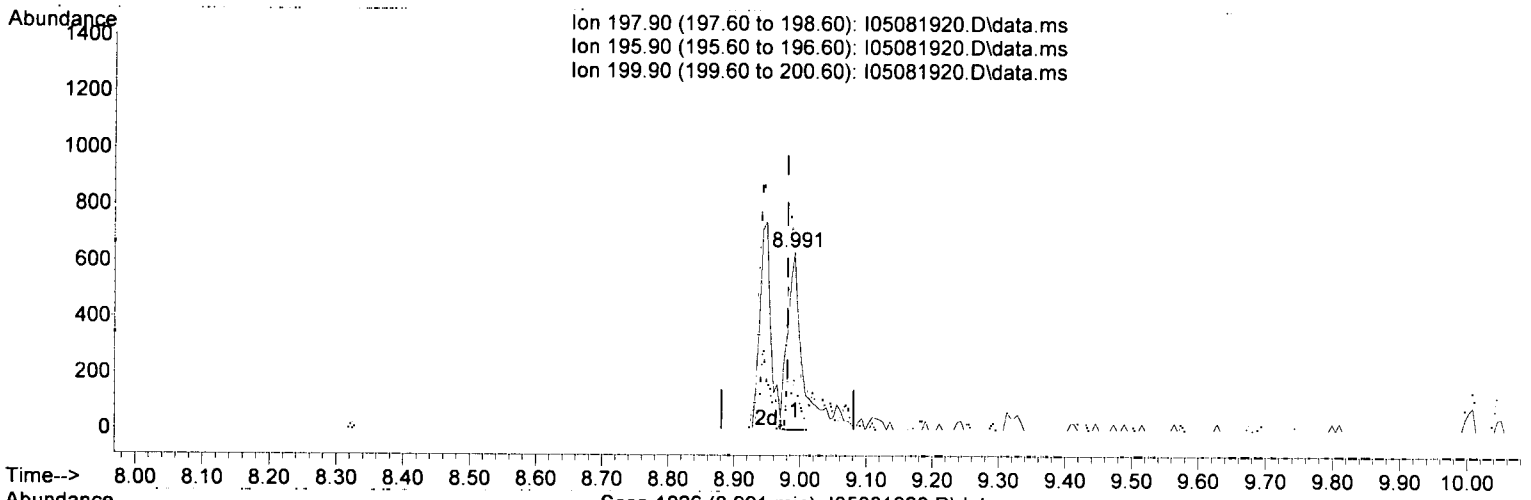

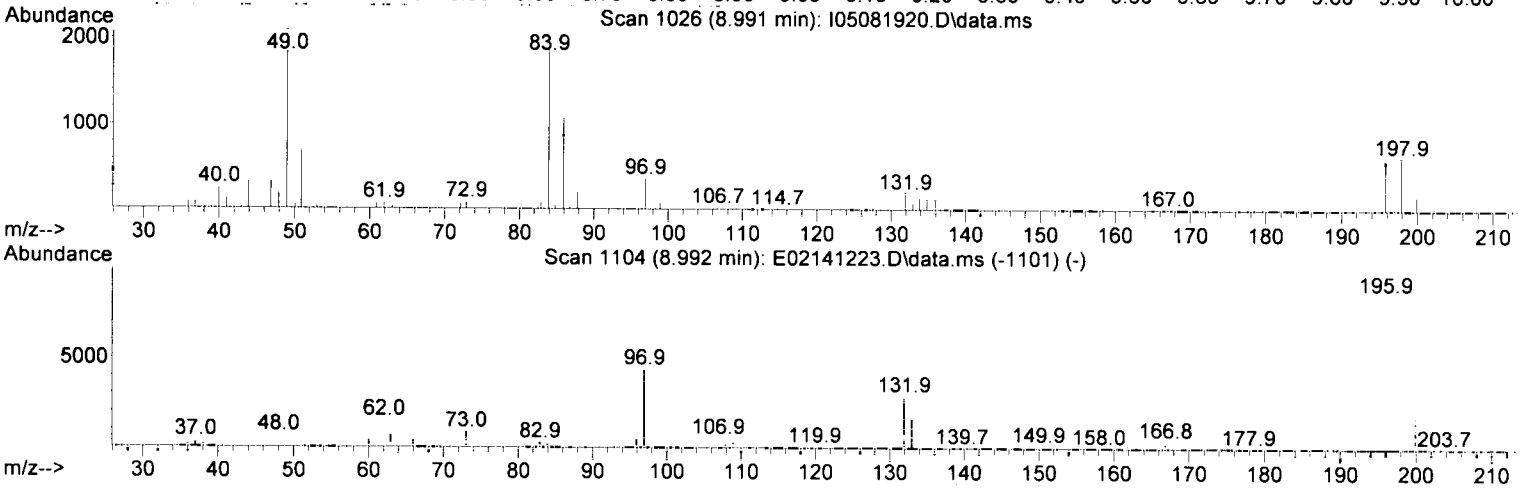

TIC: I05081920.D\data.ms

(38) 2,4,5-Trichlorophenol (T)

8.991min (+ 0.011) 54.39 ng/ml (m) JK 5/9/19

response 1083

Ion	Exp%	Act%
197.90	100.00	100.00
195.90	105.00	95.28
199.90	31.10	29.13
0.00	0.00	0.00

Quantitation Report (Not Reviewed)

Data Path : T:\data\2019-05\9E08056\
Data File : I05081920.D
Acq On : 8 May 2019 8:48 pm
Operator : JK /AMS /DTH
Sample : 9E08056-CAL2
Misc : 1x, A19D054 BNA@50
ALS Vial : 4 Sample Multiplier: 1
DataAcq Meth:SV9_AQUISITION.M

Quant Time: May 09 11:02:23 2019
Quant Method : T:\methods\SV9_050819.M
Quant Title : EPA 8270D: Semivolatile Organics
QLast Update : Thu May 09 11:01:22 2019
Response via : Initial Calibration
InstName : SV-GCMS9

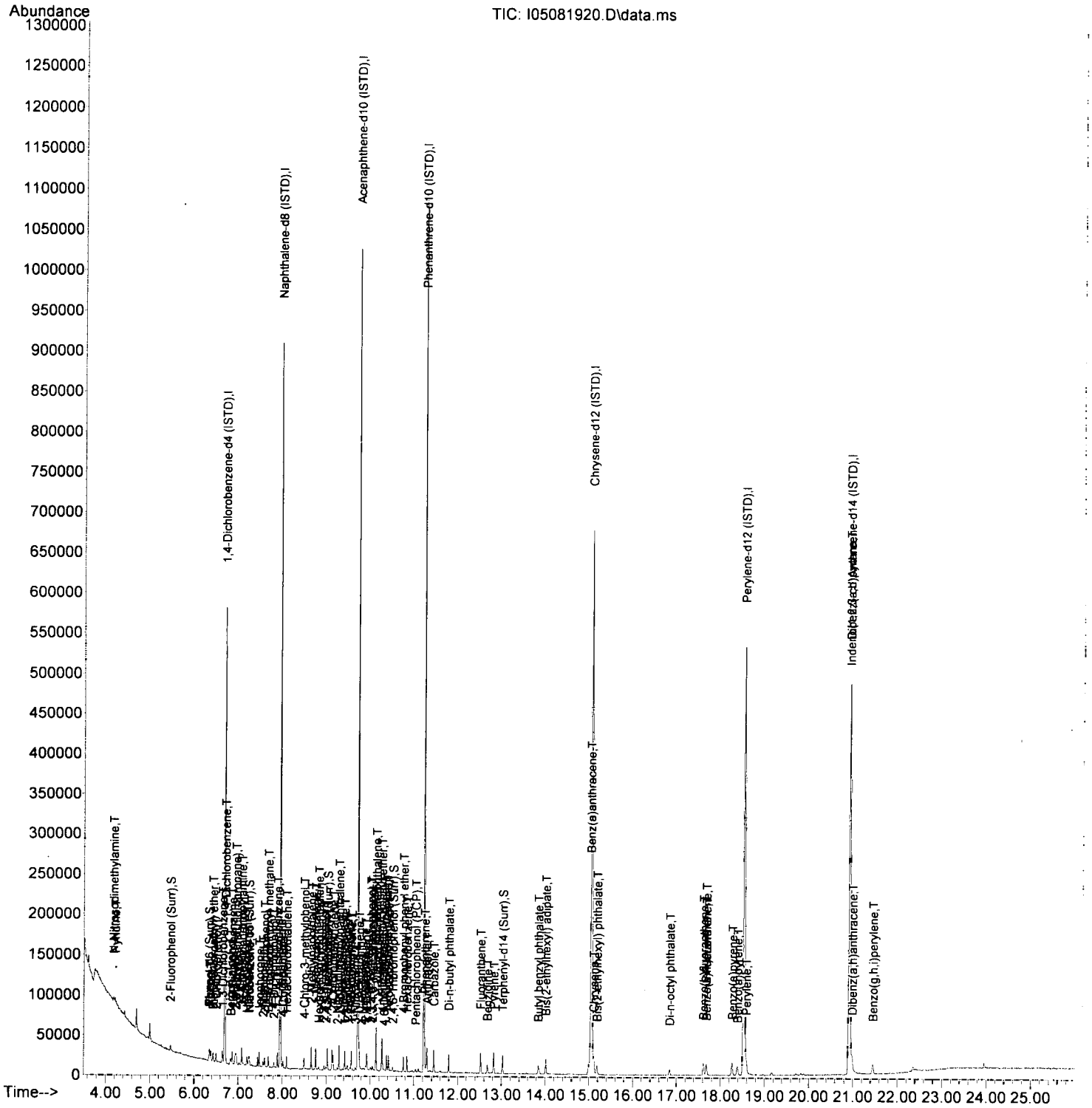

Quantitation Report (Not Reviewed)

Data Path : T:\data\2019-05\9E08056\
Data File : I05081921.D
Acq On : 8 May 2019 9:25 pm
Operator : JK /AMS /DTH
Sample : 9E08056-CAL3
Misc : 1x, A19D055 BNA@100
ALS Vial : 5 Sample Multiplier: 1
DataAcq Meth:SV9_AQUISITION.M

Quant Time: May 09 11:02:31 2019
Quant Method : T:\methods\SV9_050819.M
Quant Title : EPA 8270D: Semivolatile Organics
QLast Update : Thu May 09 11:01:22 2019
Response via : Initial Calibration
InstName : SV-GCMS9

JK 5/9/19

Compound	R.T.	QIon	Response	Conc	Units	Dev(Min)
Internal Standards						
1) 1,4-Dichlorobenzene-d4...	6.691	152	115550	2000.00	ng/ml	0.00
21) Naphthalene-d8 (ISTD)	7.943	136	461862	2000.00	ng/ml	0.00
35) Acenaphthene-d10 (ISTD)	9.713	162	238866	2000.00	ng/ml	0.00
64) Phenanthrene-d10 (ISTD)	11.221	188	441856	2000.00	ng/ml	0.00
78) Chrysene-d12 (ISTD)	15.051	240	464995	2000.00	ng/ml	0.00
86) Perylene-d12 (ISTD)	18.533	264	434795	2000.00	ng/ml	0.00
94) Dibenz(a,h)Anthrcene-d...	20.919	292	409849	2000.00	ng/ml	0.00
System Monitoring Compounds						
4) 2-Fluorophenol (Surr)	5.472	112	7013	90.77	ng/ml	0.00
5) Phenol-d6 (Surr)	6.338	99	9148	89.75	ng/ml	0.00
19) Nitrobenzene-d5 (Surr)	7.231	82	8175	95.75	ng/ml	0.00
40) 2-Fluorobiphenyl (Surr)	9.023	172	19505	111.89	ng/ml	0.00
67) 2,4,6-Tribromophenol (...	10.510	330	1794	127.24	ng/ml	0.00
79) Terphenyl-d14 (Surr)	13.019	244	23610	106.65	ng/ml	0.00
Target Compounds						Qvalue
2) N-Nitrosodimethylamine	4.188	74	5631	92.28	ng/ml	76
3) Pyridine	4.215	79	7898	82.84	ng/ml	84
6) Phenol	6.354	94	10314	92.88	ng/ml	98
7) Aniline	6.381	93	10637	104.83	ng/ml	92
8) Bis(2-chloroethyl) ether	6.429	93	8939	98.15	ng/ml	95
9) 2-Chlorophenol	6.499	128	7863	99.40	ng/ml	91
10) 1,3-Dichlorobenzene	6.643	146	9757	111.06	ng/ml	97
11) 1,4-Dichlorobenzene	6.713	146	8776	104.78	ng/ml	95
12) Benzyl alcohol	6.825	108	2898	84.51	ng/ml	99
13) 1,2-Dichlorobenzene	6.862	146	8854	108.15	ng/ml	98
14) 2-Methylphenol	6.932	107	6386	101.99	ng/ml	89
15) 2,2'-Oxybis(1-Chloropr...	6.953	45	12268	96.43	ng/ml	97
16) N-Nitrosodi-n-propylamine	7.076	70	6313	97.85	ng/ml	91
17) 3+4-Methylphenol	7.076	107	7451	94.37	ng/ml	95
18) Hexachloroethane	7.194	201	2779	107.90	ng/ml	88
20) Nitrobenzene	7.247	77	8591	98.85	ng/ml	93
22) Isophorone	7.477	82	16536	96.96	ng/ml	97
23) 2-Nitrophenol	7.563	139	3972	114.25	ng/ml	89
24) 2,4-Dimethylphenol	7.595	122	6013	88.03	ng/ml	94
25) Bis(2-chloroethoxy) me...	7.686	93	11079	109.07	ng/ml	99
26) Benzoic acid	7.686	105	112	794.36	ng/ml#	27
27) 2,4-Dichlorophenol	7.804	162	4504	88.55	ng/ml	98
28) 1,2,4-Trichlorobenzene	7.889	180	8177	113.42	ng/ml	96
29) Naphthalene	7.964	128	25557	111.59	ng/ml	100
30) 4-Chloroaniline	8.012	127	6574	106.26	ng/ml	95
31) Hexachlorobutadiene	8.093	225	4053	111.76	ng/ml	98
32) 4-Chloro-3-methylphenol	8.499	107	2916	73.90	ng/ml#	53
33) 2-Methylnaphthalene	8.659	142	17636	104.47	ng/ml	96
34) 1-Methylnaphthalene	8.756	142	17565	109.66	ng/ml	96
36) Hexachlorocyclopentadiene	8.825	237	1795	84.61	ng/ml	92
37) 2,4,6-Trichlorophenol	8.943	196	2595	91.22	ng/ml	97
38) 2,4,5-Trichlorophenol	8.986	198	2233	80.70	ng/ml	98
39) 1,1'-Biphenyl	9.125	154	20138	99.75	ng/ml	99
41) 2-Chloronaphthalene	9.146	162	14570	99.21	ng/ml	98
42) 2-Nitroaniline	9.248	138	1934	40.20	ng/ml	91
43) 2,6-Dimethylnaphthalene	9.285	156	15688	108.29	ng/ml	93

See MI

See MI

Quantitation Report (Not Reviewed)

Data Path : T:\data\2019-05\9E08056\
Data File : I05081921.D
Acq On : 8 May 2019 9:25 pm
Operator : JK /AMS /DTH
Sample : 9E08056-CAL3
Misc : 1x, A19D055 BNA@100
ALS Vial : 5 Sample Multiplier: 1
DataAcq Meth:SV9_AQUISITION.M

Quant Time: May 09 11:02:31 2019
Quant Method : T:\methods\SV9_050819.M
Quant Title : EPA 8270D: Semivolatile Organics
QLast Update : Thu May 09 11:01:22 2019
Response via : Initial Calibration
InstName : SV-GCMS9

Compound	R.T.	QIon	Response	Conc	Units	Dev(Min)
44) 1,4-Dinitrobenzene	9.371	168	955	103.43	ng/ml	92
45) Dimethyl phthalate	9.419	163	18418	110.50	ng/ml	98
46) 1,3-Dinitrobenzene	9.451	168	1664	64.83	ng/ml	89
47) 2,6-Dinitrotoluene	9.483	165	2837	78.12	ng/ml	85
48) 1,2-Dinitrobenzene	9.537	168	1261	68.76	ng/ml	90
49) Acenaphthylene	9.569	152	26148	112.15	ng/ml	99
50) 3-Nitroaniline	9.654	138	2267	78.90	ng/ml	98
51) Acenaphthene	9.745	153	16799	114.54	ng/ml	99
52) 2,4-Dinitrophenol	9.767	184	124	187.96	ng/ml	80
53) 4-Nitrophenol	9.836	139	1299	119.92	ng/ml	95
54) 2,4-Dinitrotoluene	9.890	165	3069	92.76	ng/ml	97
55) Dibenzofuran	9.916	168	21911	108.53	ng/ml	90
56) 2,3,5,6-Tetrachlorophenol	10.002	232	1956	108.24	ng/ml	81
57) 2,3,4,6-Tetrachlorophenol	~~10.050~~	~~232~~	~~2718~~	~~111.52~~	~~ng/ml#~~	77
58) Diethyl phthalate	10.130	149	17729	113.63	ng/ml	96
59) 2,3,5-Trimethylnaphtha...	10.130	170	15984	119.35	ng/ml	93
60) Fluorene	10.264	166	19156	116.53	ng/ml	97
61) 4-Chlorophenyl phenyl ...	10.259	204	9040	117.10	ng/ml	84
62) 4-Nitroaniline	10.275	138	2732	76.64	ng/ml	97
63) 4,6-Dinitro-2-methylph...	10.307	198	760	134.94	ng/ml	75
65) N-Nitrosodiphenylamine	10.376	169	14816	109.71	ng/ml	98
66) Azobenzene (1,2-DPH)	10.419	77	17330	102.46	ng/ml	88
68) 4-Bromophenyl phenyl e...	10.756	248	5435	121.58	ng/ml#	78
69) Hexachlorobenzene	10.836	284	6195	130.59	ng/ml	90
70) Pentachlorophenol (PCP)	11.034	266	1222	138.21	ng/ml	89
71) Phenanthrene	11.243	178	26210	114.29	ng/ml	99
72) Anthracene	11.296	178	26491	119.69	ng/ml	97
73) Carbazole	11.451	167	22432	103.59	ng/ml	100
74) Di-n-butyl phthalate	11.788	149	26562	99.86	ng/ml	99
75) Fluoranthene	12.521	202	29669	116.61	ng/ml	98
76) Benzidine	12.676	184	14400	277.95	ng/ml	99
77) Pyrene	12.815	202	31027	120.46	ng/ml	96
80) Butyl benzyl phthalate	13.837	149	9184	99.39	ng/ml	94
81) Bis(2-ethylhexyl) adipate	14.008	129	10197	79.13	ng/ml	100
82) 3,3-Dichlorobenzidine	14.982	252	13834	121.71	ng/ml	94
83) Benz(a)anthracene	15.024	228	26892	101.04	ng/ml	99
84) Chrysene	15.105	228	25625	103.37	ng/ml	97
85) Bis(2-ethylhexyl) phth...	15.179	149	11680	65.53	ng/ml	93
87) Di-n-octyl phthalate	16.838	149	14915	122.97	ng/ml	98
88) Benzo(b)fluoranthene	17.613	252	23806	101.01	ng/ml	93
89) Benzo(k)fluoranthene	17.677	252	25069	102.98	ng/ml	96
90) Benzo(b+k)fluoranthene	17.613	252	50907	205.68	ng/ml	91
91) Benzo(e)pyrene	18.266	252	25730	104.26	ng/ml	96
92) Benzo(a)pyrene	18.383	252	21986	104.74	ng/ml	97
93) Perylene	18.592	252	22641	101.71	ng/ml	98
95) Indeno(1,2,3-cd)pyrene	20.908	276	22712	97.88	ng/ml	100
96) Dibenz(a,h)anthracene	20.977	278	20562	105.30	ng/ml	90
97) Benzo(g,h,i)perylene	21.448	276	22018	101.29	ng/ml	86

see MJ

(#) = qualifier out of range (m) = manual integration (+) = signals summed

Quantitation Report (Qedit)

Data Path : T:\data\2019-05\9E08056\
Data File : I05081921.D
Acq On : 8 May 2019 9:25 pm
Operator : JK /AMS /DTH
Sample : 9E08056-CAL3
Misc : 1x, A19D055 BNA@100
ALS Vial : 5 Sample Multiplier: 1
DataAcq Meth:SV9_AQUISITION.M

Quant Time: May 09 11:02:31 2019
Quant Method : T:\methods\SV9_050819.M
Quant Title : EPA 8270D: Semivolatile Organics
QLast Update : Thu May 09 11:01:22 2019
Response via : Initial Calibration
InstName : SV-GCMS9

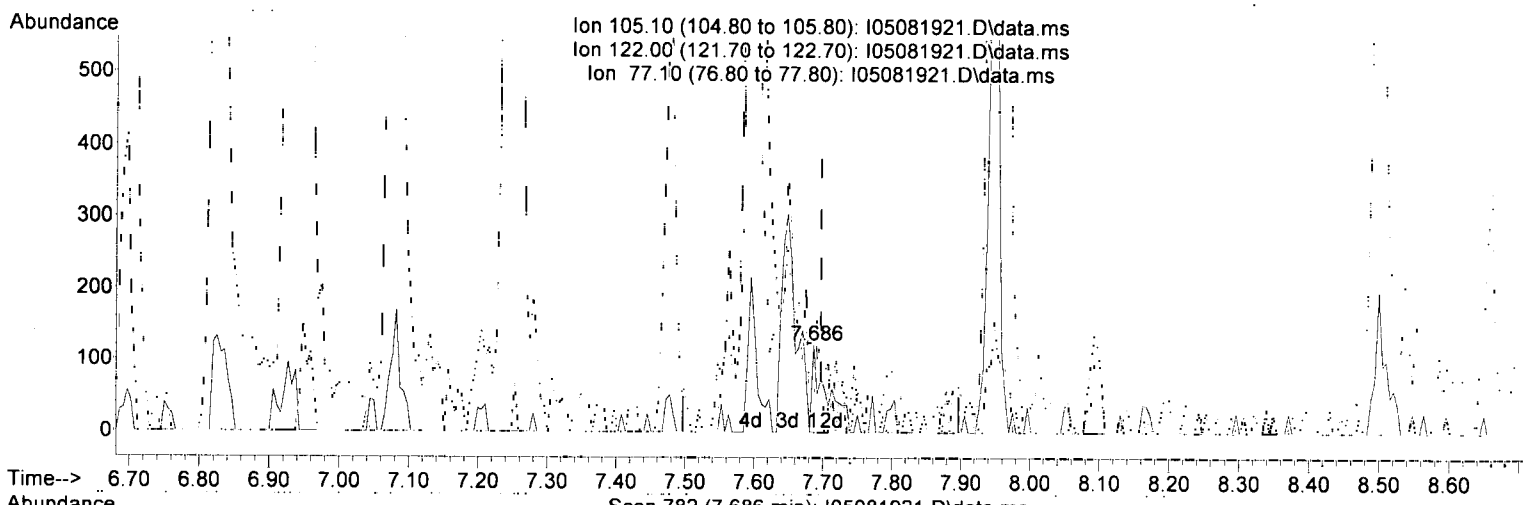

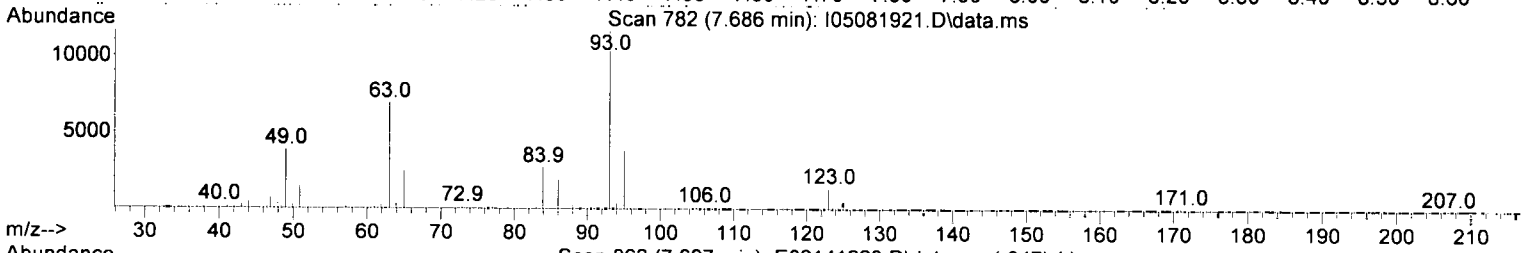

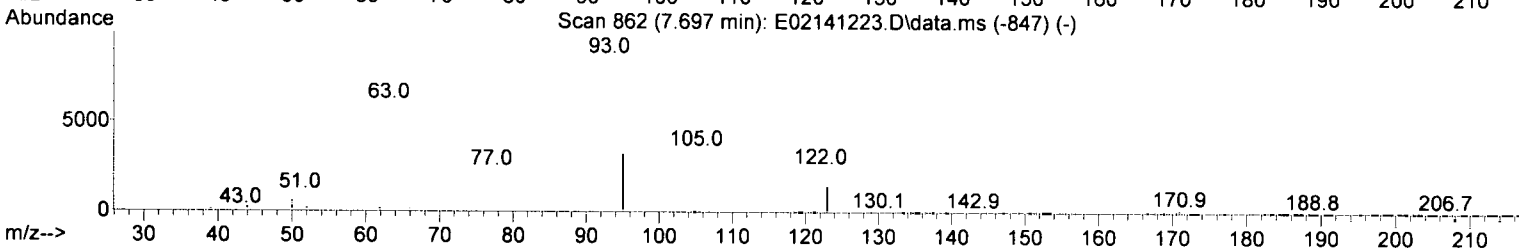

TIC: I05081921.D\data.ms

(26) Benzoic acid (T)

7.686min (-0.011) 794.36 ng/ml

response 112

Ion	Exp%	Act%
105.10	100.00	100.00
122.00	80.70	0.00#
77.10	76.00	122.13#
0.00	0.00	0.00

Quantitation Report (Qedit)

Data Path : T:\data\2019-05\9E08056\
Data File : I05081921.D
Acq On : 8 May 2019 9:25 pm
Operator : JK /AMS /DTH
Sample : 9E08056-CAL3
Misc : 1x, A19D055 BNA@100
ALS Vial : 5 Sample Multiplier: 1
DataAcq Meth:SV9_AQUISITION.M

Quant Time: May 09 11:02:31 2019
Quant Method : T:\methods\SV9_050819.M
Quant Title : EPA 8270D: Semivolatile Organics
QLast Update : Thu May 09 11:01:22 2019
Response via : Initial Calibration
InstName : SV-GCMS9

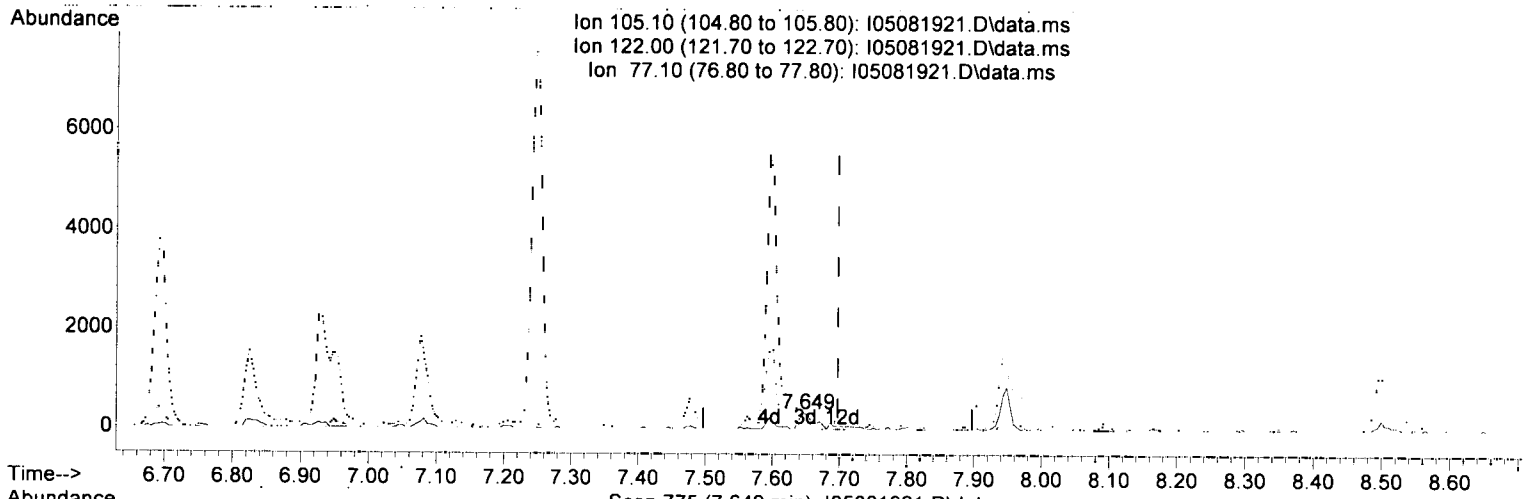

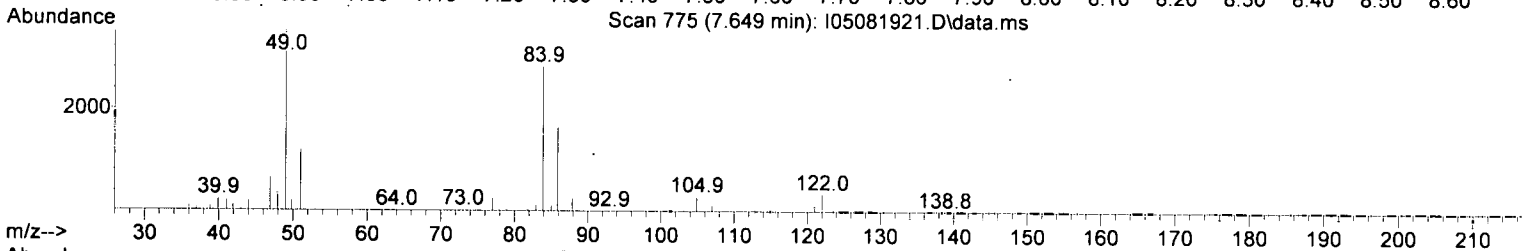

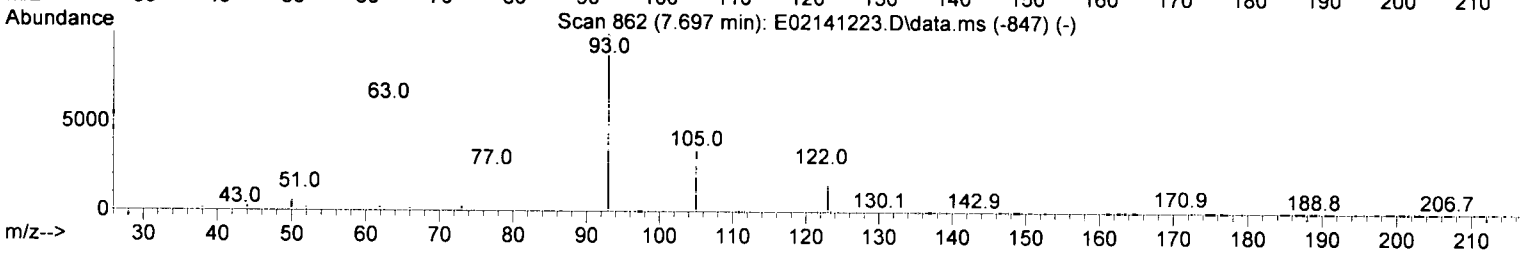

TIC: I05081921.D\data.ms

(26) Benzoic acid (T)

7.649min (-0.048) 805.72 ng/ml (m)

response 570

Ion	Exp%	Act%
105.10	100.00	100.00
122.00	80.70	116.39#
77.10	76.00	86.89
0.00	0.00	0.00

JK 5/9/19

Quantitation Report (Qedit)

Data Path : T:\data\2019-05\9E08056\
Data File : I05081921.D
Acq On : 8 May 2019 9:25 pm
Operator : JK /AMS /DTH
Sample : 9E08056-CAL3
Misc : 1x, A19D055 BNA@100
ALS Vial : 5 Sample Multiplier: 1
DataAcq Meth:SV9_AQUISITION.M

Quant Time: May 09 11:02:31 2019
Quant Method : T:\methods\SV9_050819.M
Quant Title : EPA 8270D: Semivolatile Organics
QLast Update : Thu May 09 11:01:22 2019
Response via : Initial Calibration
InstName : SV-GCMS9

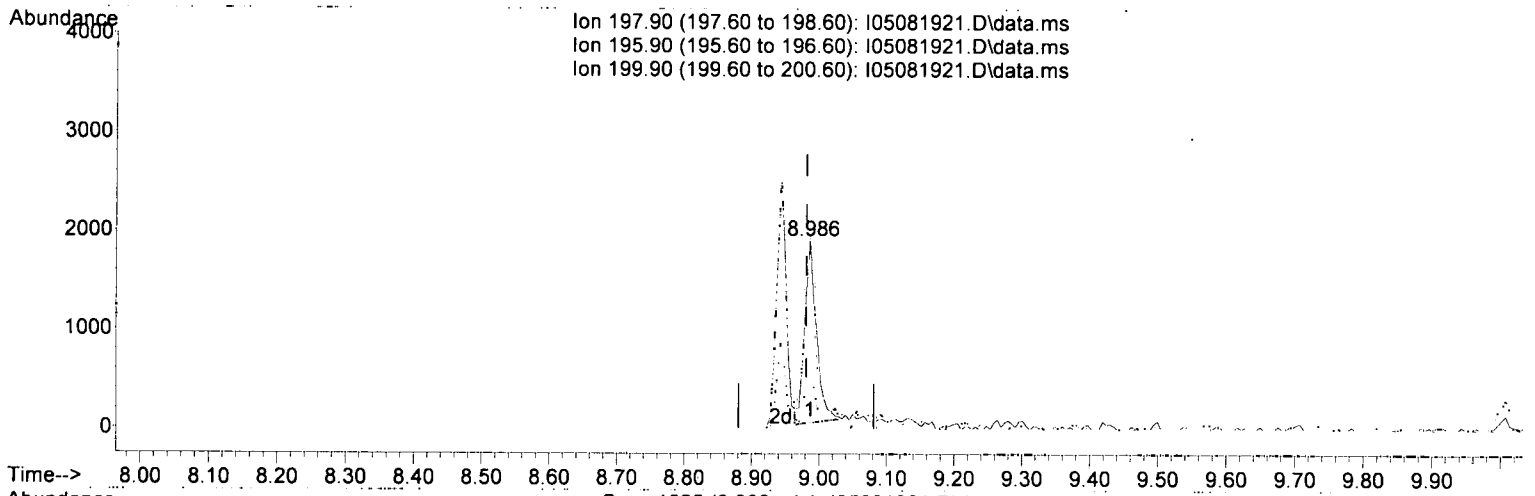

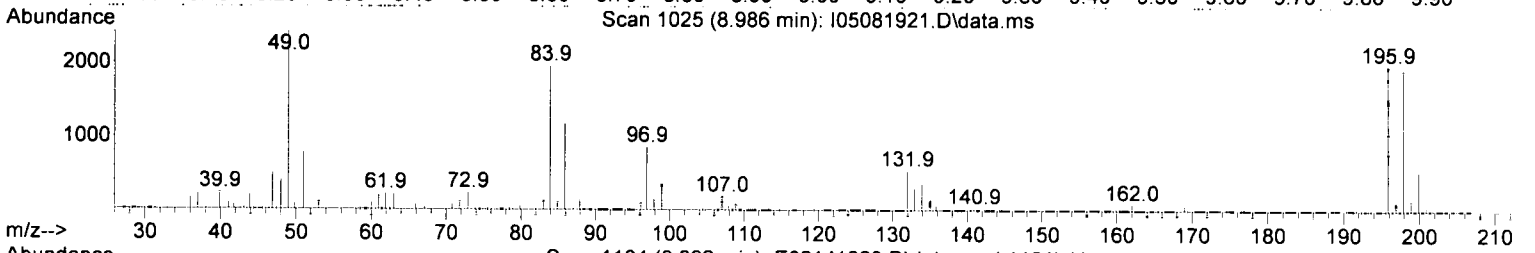

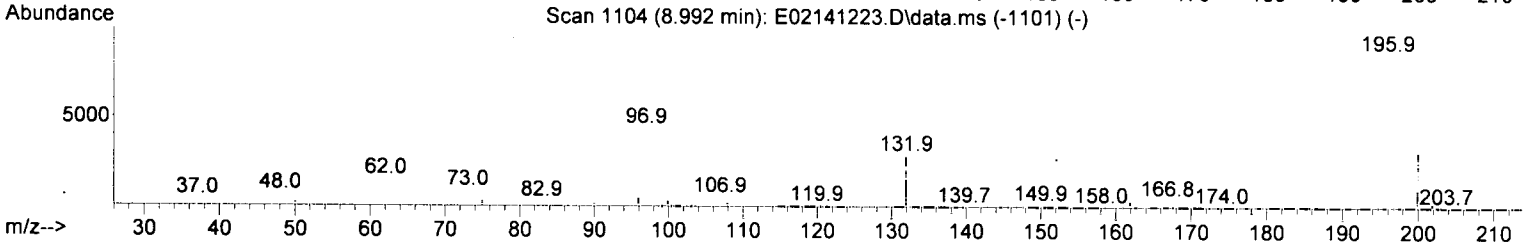

TIC: I05081921.D\data.ms

(38) 2,4,5-Trichlorophenol (T)

8.986min (+ 0.005) 80.70 ng/ml

response 2233

Ion	Exp%	Act%
197.90	100.00	100.00
195.90	105.00	103.25
199.90	31.10	28.81
0.00	0.00	0.00

Quantitation Report (Qedit)

Data Path : T:\data\2019-05\9E08056\
Data File : I05081921.D
Acq On : 8 May 2019 9:25 pm
Operator : JK /AMS /DTH
Sample : 9E08056-CAL3
Misc : 1x, A19D055 BNA@100
ALS Vial : 5 Sample Multiplier: 1
DataAcq Meth:SV9_AQUISITION.M

Quant Time: May 09 11:02:31 2019
Quant Method : T:\methods\SV9_050819.M
Quant Title : EPA 8270D: Semivolatile Organics
QLast Update : Thu May 09 11:01:22 2019
Response via : Initial Calibration
InstName : SV-GCMS9

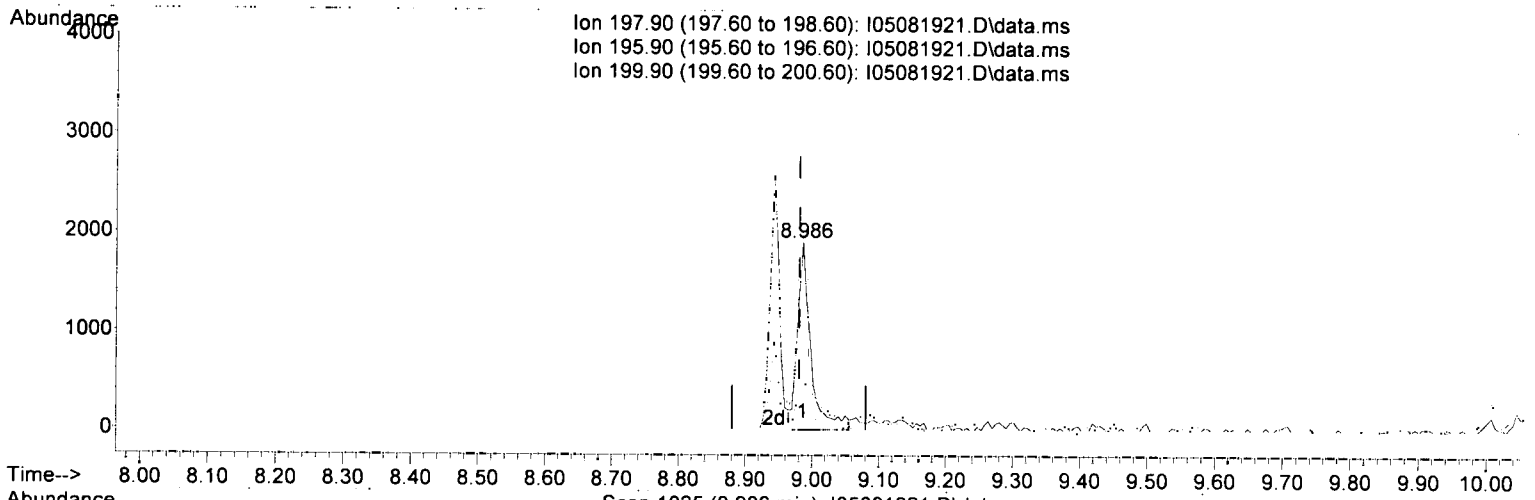

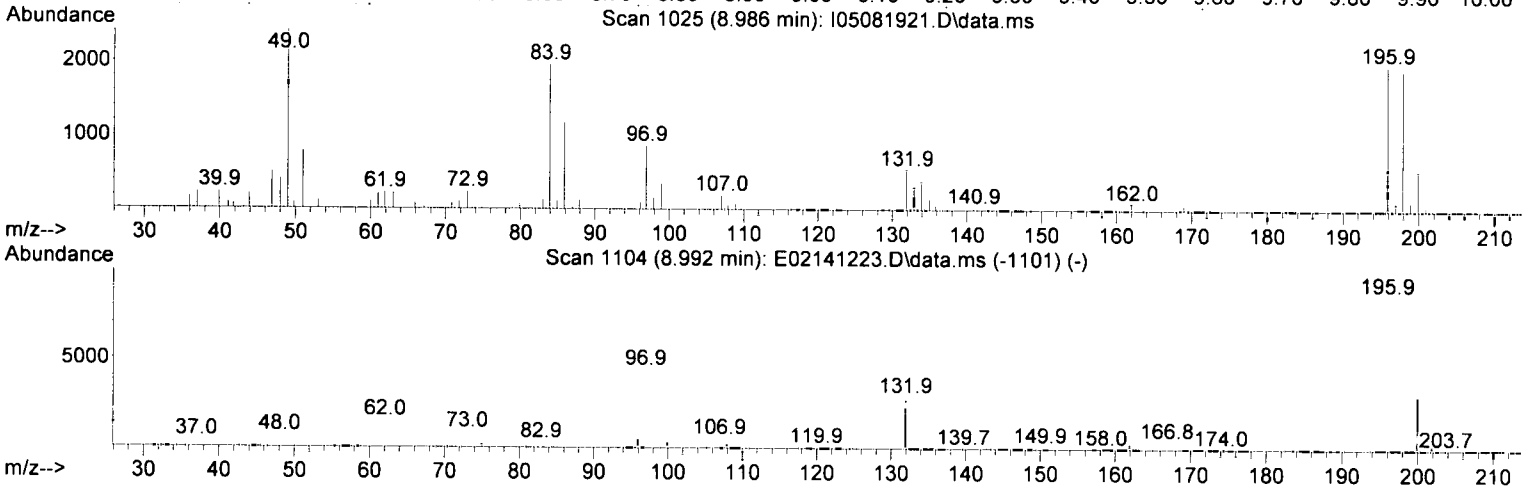

TIC: I05081921.D\data.ms

(38) 2,4,5-Trichlorophenol (T)

8.986min (+ 0.005) 91.36 ng/ml D

5/9/19

response 2692

Ion	Exp%	Act%
197.90	100.00	100.00
195.90	105.00	103.25
199.90	31.10	28.81
0.00	0.00	0.00

Quantitation Report (Qedit)

Data Path : T:\data\2019-05\9E08056\
Data File : I05081921.D
Acq On : 8 May 2019 9:25 pm
Operator : JK /AMS /DTH
Sample : 9E08056-CAL3
Misc : 1x, A19D055 BNA@100
ALS Vial : 5 Sample Multiplier: 1
DataAcq Meth:SV9_AQUISITION.M

Quant Time: May 09 11:02:31 2019
Quant Method : T:\methods\SV9_050819.M
Quant Title : EPA 8270D: Semivolatile Organics
QLast Update : Thu May 09 11:01:22 2019
Response via : Initial Calibration
InstName : SV-GCMS9

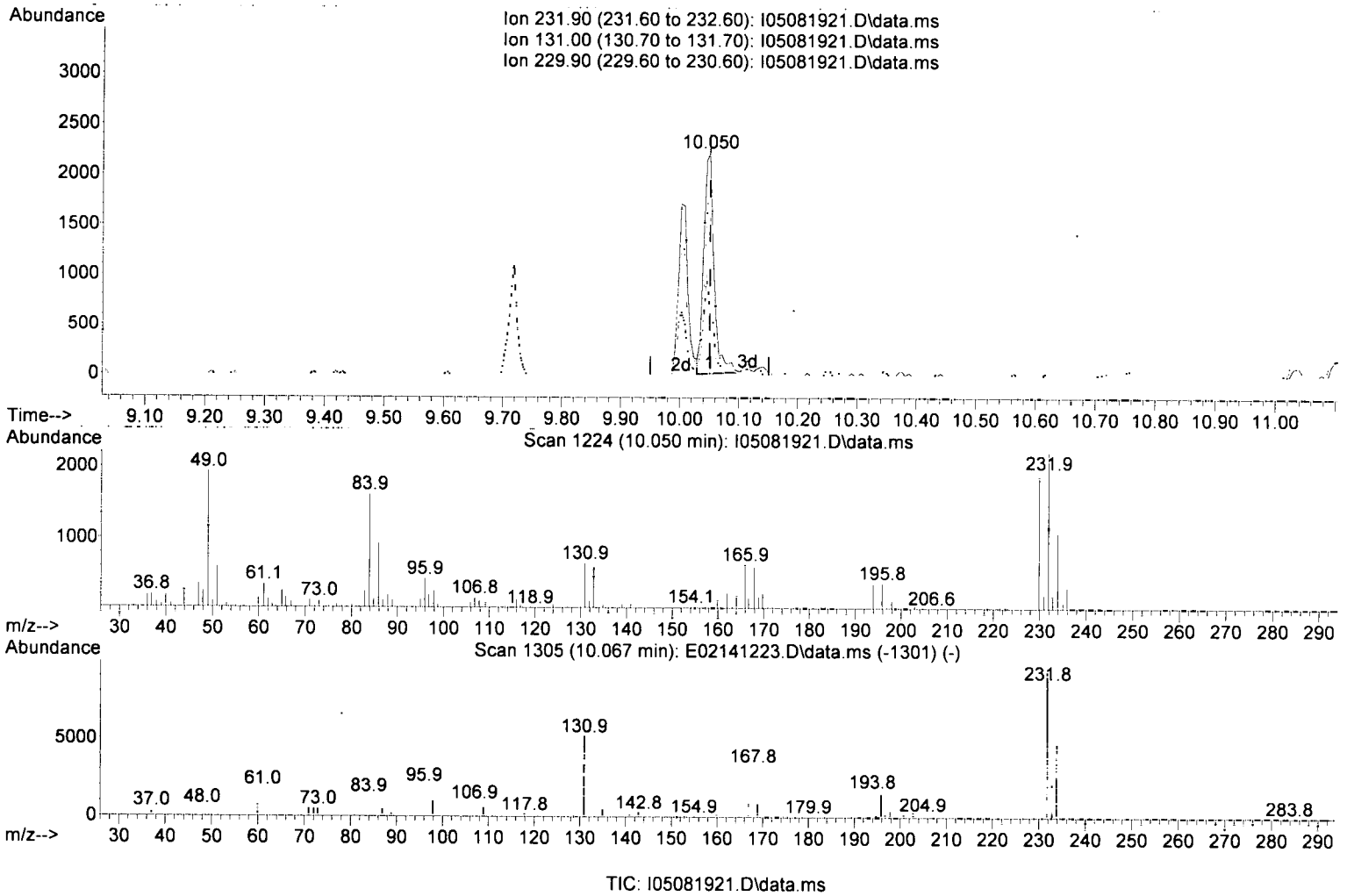

TIC: I05081921.D\data.ms

(57) 2,3,4,6-Tetrachlorophenol (T)

10.050min (-0.000) 111.52 ng/ml

response 2712

Ion	Exp%	Act%
231.90	100.00	100.00
131.00	63.10	29.25#
229.90	78.40	83.76
0.00	0.00	0.00

Quantitation Report (Qedit)

Data Path : T:\data\2019-05\9E08056\
Data File : I05081921.D
Acq On : 8 May 2019 9:25 pm
Operator : JK /AMS /DTH
Sample : 9E08056-CAL3
Misc : 1x, A19D055 BNA@100
ALS Vial : 5 Sample Multiplier: 1
DataAcq Meth:SV9_AQUISITION.M

Quant Time: May 09 11:02:31 2019
Quant Method : T:\methods\SV9_050819.M
Quant Title : EPA 8270D: Semivolatile Organics
QLast Update : Thu May 09 11:01:22 2019
Response via : Initial Calibration
InstName : SV-GCMS9

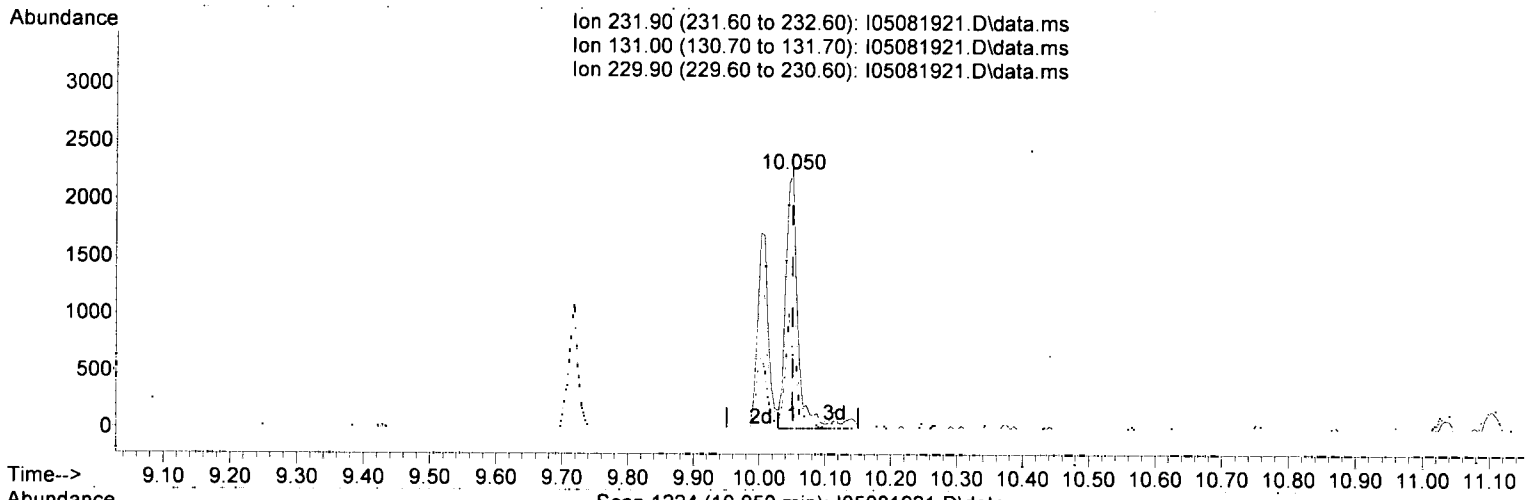

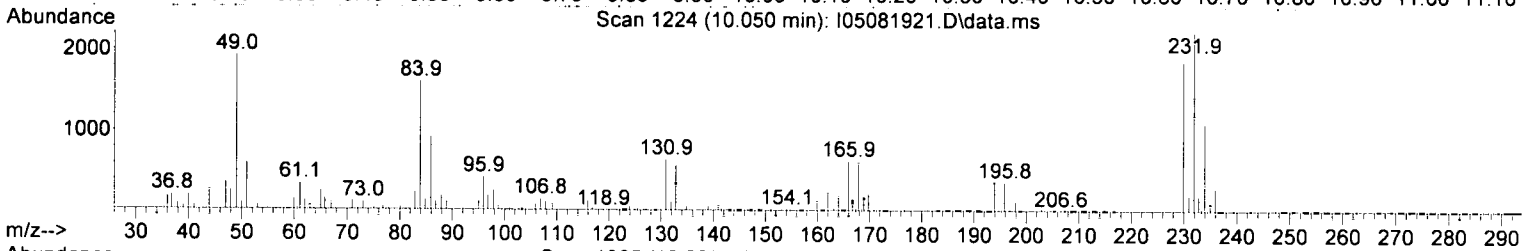

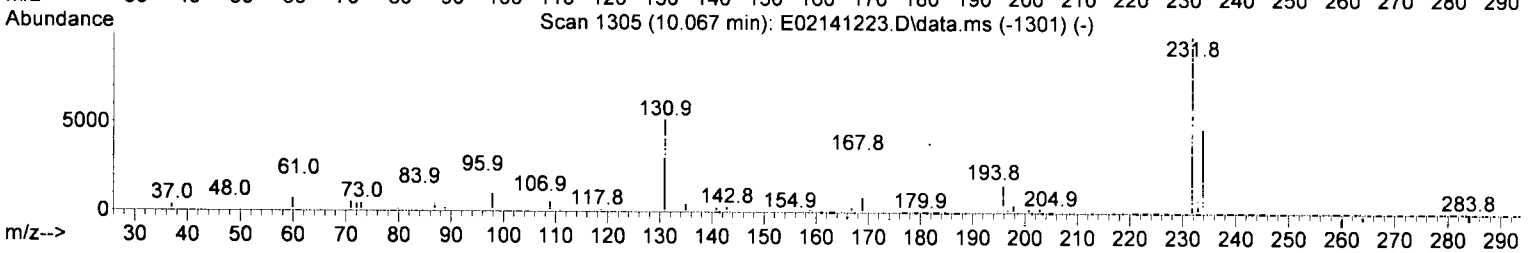

TIC: I05081921.D\data.ms

(57) 2,3,4,6-Tetrachlorophenol (T)

10.050min (-0.000) 120.47 ng/ml m

response 3032

Ion	Exp%	Act%
231.90	100.00	100.00
131.00	63.10	29.25#
229.90	78.40	83.76
0.00	0.00	0.00

5/9/19

Quantitation Report (Not Reviewed)

Data Path : T:\data\2019-05\9E08056\
Data File : I05081921.D
Acq On : 8 May 2019 9:25 pm
Operator : JK /AMS /DTH
Sample : 9E08056-CAL3
Misc : 1x, A19D055 BNA@100
ALS Vial : 5 Sample Multiplier: 1
DataAcq Meth:SV9_AQUISITION.M

Quant Time: May 09 11:02:31 2019
Quant Method : T:\methods\SV9_050819.M
Quant Title : EPA 8270D: Semivolatile Organics
QLast Update : Thu May 09 11:01:22 2019
Response via : Initial Calibration
InstName : SV-GCMS9

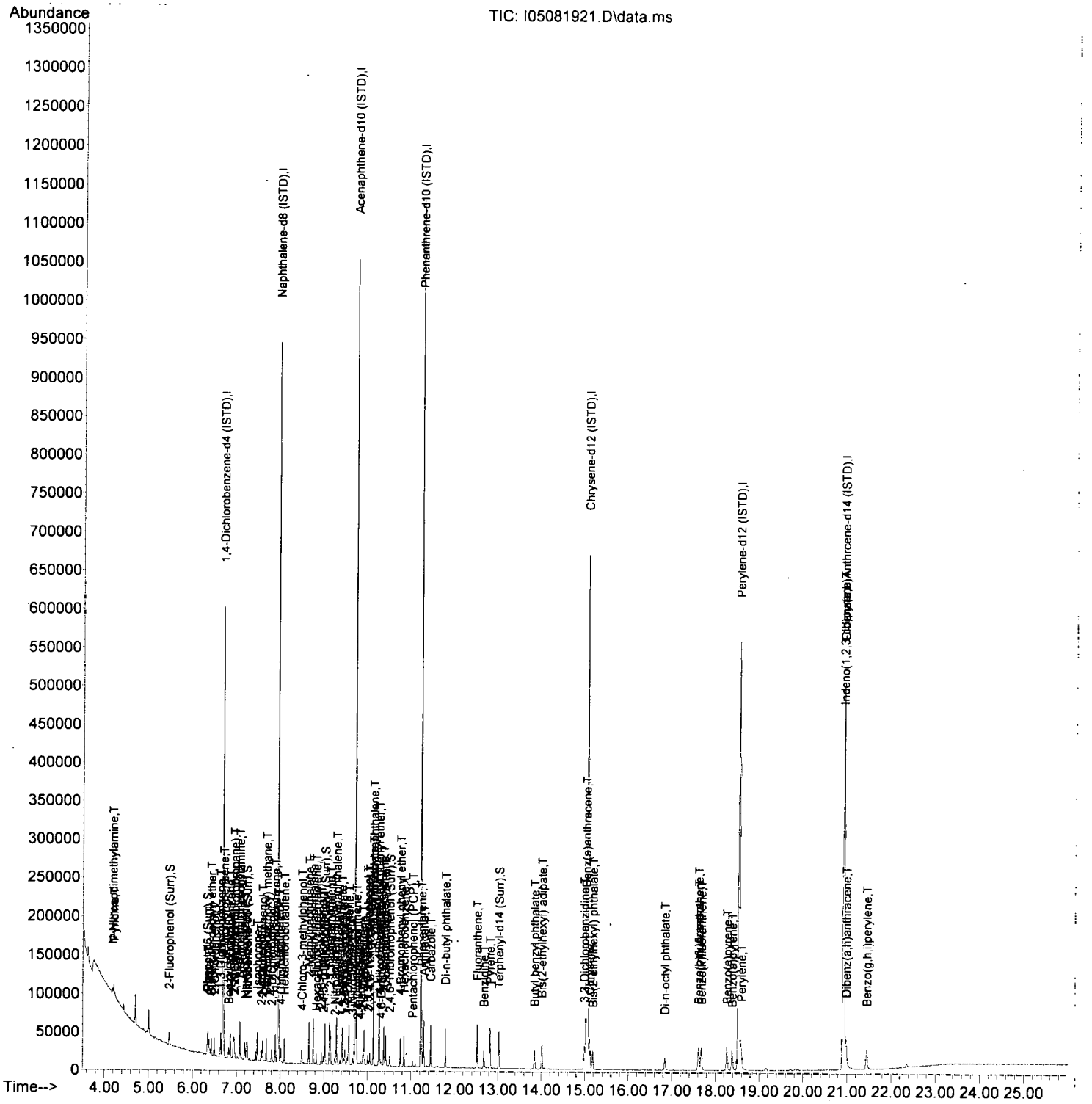

Quantitation Report (Not Reviewed)

Data Path : T:\data\2019-05\9E08056\
Data File : I05081922.D
Acq On : 8 May 2019 10:01 pm
Operator : JK /AMS /DTH
Sample : 9E08056-CAL4
Misc : 1x, A19D056 BNA@200
ALS Vial : 6 Sample Multiplier: 1
DataAcq Meth:SV9_AQUISITION.M

Quant Time: May 09 11:02:38 2019
Quant Method : T:\methods\SV9_050819.M
Quant Title : EPA 8270D: Semivolatile Organics
QLast Update : Thu May 09 11:01:22 2019
Response via : Initial Calibration
InstName : SV-GCMS9

JK 5/9/19

Compound	R.T.	QIon	Response	Conc	Units	Dev(Min)
Internal Standards						
1) 1,4-Dichlorobenzene-d4...	6.691	152	120284	2000.00	ng/ml	0.00
21) Naphthalene-d8 (ISTD)	7.943	136	469577	2000.00	ng/ml	0.00
35) Acenaphthene-d10 (ISTD)	9.713	162	245169	2000.00	ng/ml	0.00
64) Phenanthrene-d10 (ISTD)	11.222	188	455298	2000.00	ng/ml	0.00
78) Chrysene-d12 (ISTD)	15.051	240	479919	2000.00	ng/ml	0.00
86) Perylene-d12 (ISTD)	18.539	264	448879	2000.00	ng/ml	0.00
94) Dibenz(a,h)Anthrcene-d...	20.919	292	416516	2000.00	ng/ml	0.00
System Monitoring Compounds						
4) 2-Fluorophenol (Surr)	5.467	112	14997	186.46	ng/ml	0.00
5) Phenol-d6 (Surr)	6.338	99	19650	185.20	ng/ml	0.00
19) Nitrobenzene-d5 (Surr)	7.226	82	17627	198.33	ng/ml	0.00
40) 2-Fluorobiphenyl (Surr)	9.023	172	41740	233.29	ng/ml	0.00
67) 2,4,6-Tribromophenol (...	10.510	330	4189	254.08	ng/ml	0.00
79) Terphenyl-d14 (Surr)	13.024	244	49759	217.77	ng/ml	0.00
Target Compounds						Qvalue
2) N-Nitrosodimethylamine	4.167	74	11200	176.32	ng/ml	91
3) Pyridine	4.188	79	17242	173.73	ng/ml	95
6) Phenol	6.349	94	21991	190.24	ng/ml	99
7) Aniline	6.381	93	21214	200.85	ng/ml	98
8) Bis(2-chloroethyl) ether	6.429	93	18736	197.62	ng/ml	95
9) 2-Chlorophenol	6.499	128	16450	199.77	ng/ml	92
10) 1,3-Dichlorobenzene	6.643	146	19525	213.49	ng/ml	94
11) 1,4-Dichlorobenzene	6.707	146	18751	215.07	ng/ml	94
12) Benzyl alcohol	6.820	108	6970	163.75	ng/ml	98
13) 1,2-Dichlorobenzene	6.863	146	18424	216.20	ng/ml	96
14) 2-Methylphenol	6.927	107	12165	186.63	ng/ml	99
15) 2,2'-Oxybis(1-Chloropr...	6.948	45	24389	184.15	ng/ml	97
16) N-Nitrosodi-n-propylamine	7.077	70	13250	197.28	ng/ml	92
17) 3+4-Methylphenol	7.077	107	15823	192.53	ng/ml	97
18) Hexachloroethane	7.194	201	5764	214.99	ng/ml	84
20) Nitrobenzene	7.248	77	18273	201.98	ng/ml	96
22) Isophorone	7.478	82	35486	204.67	ng/ml	97
23) 2-Nitrophenol	7.563	139	9275	229.22	ng/ml	93
24) 2,4-Dimethylphenol	7.595	122	13165	189.57	ng/ml	95
25) Bis(2-chloroethoxy) me...	7.681	93	21622	209.37	ng/ml	99
26) Benzoic acid	~~7.697~~	~~105~~	~~180~~	~~795.98~~	~~ng/ml~~	98 see MI
27) 2,4-Dichlorophenol	7.804	162	10432	189.02	ng/ml	98
28) 1,2,4-Trichlorobenzene	7.890	180	16423	224.06	ng/ml	98
29) Naphthalene	7.964	128	51599	221.59	ng/ml	100
30) 4-Chloroaniline	8.013	127	12811	203.66	ng/ml	98
31) Hexachlorobutadiene	8.093	225	8220	222.93	ng/ml	98
32) 4-Chloro-3-methylphenol	8.494	107	9012	163.32	ng/ml	85
33) 2-Methylnaphthalene	8.660	142	36961	215.36	ng/ml	97
34) 1-Methylnaphthalene	8.756	142	36346	223.19	ng/ml	96
36) Hexachlorocyclopentadiene	8.826	237	5324	184.81	ng/ml	92
37) 2,4,6-Trichlorophenol	8.943	196	7125	189.25	ng/ml	94
38) 2,4,5-Trichlorophenol	8.986	198	6364	172.87	ng/ml	96
39) 1,1'-Biphenyl	9.125	154	44415	214.36	ng/ml	99
41) 2-Chloronaphthalene	9.146	162	32196	213.60	ng/ml	96
42) 2-Nitroaniline	9.248	138	7039	142.55	ng/ml	83
43) 2,6-Dimethylnaphthalene	9.286	156	34391	231.30	ng/ml	94

Quantitation Report (Not Reviewed)

Data Path : T:\data\2019-05\9E08056\
Data File : I05081922.D
Acq On : 8 May 2019 10:01 pm
Operator : JK /AMS /DTH
Sample : 9E08056-CAL4
Misc : 1x, A19D056 BNA@200
ALS Vial : 6 Sample Multiplier: 1
DataAcq Meth:SV9_AQUISITION.M

Quant Time: May 09 11:02:38 2019
Quant Method : T:\methods\SV9_050819.M
Quant Title : EPA 8270D: Semivolatile Organics
QLast Update : Thu May 09 11:01:22 2019
Response via : Initial Calibration
InstName : SV-GCMS9

Compound	R.T.	QIon	Response	Conc	Units	Dev(Min)
44) 1,4-Dinitrobenzene	9.371	168	3037	191.61	ng/ml	97
45) Dimethyl phthalate	9.419	163	38348	224.15	ng/ml	100
46) 1,3-Dinitrobenzene	9.451	168	4229	160.53	ng/ml	91
47) 2,6-Dinitrotoluene	9.483	165	7570	203.08	ng/ml	88
48) 1,2-Dinitrobenzene	9.537	168	3477	184.71	ng/ml	85
49) Acenaphthylene	9.569	152	54704	228.60	ng/ml	99
50) 3-Nitroaniline	9.660	138	6297	189.89	ng/ml	91
51) Acenaphthene	9.745	153	34142	226.81	ng/ml	97
52) 2,4-Dinitrophenol	9.767	184	725	248.66	ng/ml	76
53) 4-Nitrophenol	9.836	139	3537	198.32	ng/ml	89
54) 2,4-Dinitrotoluene	9.895	165	8883	204.75	ng/ml	82
55) Dibenzofuran	9.922	168	47089	227.25	ng/ml	93
56) 2,3,5,6-Tetrachlorophenol	10.002	232	5912	222.82	ng/ml	89
57) 2,3,4,6-Tetrachlorophenol	10.045	232	7180	231.35	ng/ml	85
58) Diethyl phthalate	10.131	149	36994	231.01	ng/ml	95
59) 2,3,5-Trimethylnaphtha...	10.131	170	31957	232.47	ng/ml	98
60) Fluorene	10.270	166	38831	230.14	ng/ml	99
61) 4-Chlorophenyl phenyl ...	10.259	204	19218	242.54	ng/ml	86
62) 4-Nitroaniline	10.275	138	7673	209.71	ng/ml	93
63) 4,6-Dinitro-2-methylph...	10.307	198	2514	238.84	ng/ml	83
65) N-Nitrosodiphenylamine	10.377	169	32443	233.15	ng/ml	97
66) Azobenzene (1,2-DPH)	10.419	77	36434	209.04	ng/ml	90
68) 4-Bromophenyl phenyl e...	10.756	248	10934	237.37	ng/ml	83
69) Hexachlorobenzene	10.837	284	11859	242.61	ng/ml	94
70) Pentachlorophenol (PCP)	11.035	266	3055	222.18	ng/ml	97
71) Phenanthrene	11.243	178	53865	227.94	ng/ml	97
72) Anthracene	11.297	178	54658	239.66	ng/ml	97
73) Carbazole	11.452	167	48320	211.98	ng/ml	97
74) Di-n-butyl phthalate	11.794	149	58030	211.72	ng/ml	99
75) Fluoranthene	12.521	202	63551	242.40	ng/ml	97
76) Benzidine	12.677	184	37553	670.44	ng/ml	99
77) Pyrene	12.816	202	65571	247.07	ng/ml	99
80) Butyl benzyl phthalate	13.843	149	23562	195.74	ng/ml	87
81) Bis(2-ethylhexyl) adipate	14.014	129	22694	170.62	ng/ml	93
82) 3,3-Dichlorobenzidine	14.987	252	28902	759.23	ng/ml	90
83) Benz(a)anthracene	15.025	228	58075	211.43	ng/ml	98
84) Chrysene	15.105	228	53969	210.93	ng/ml	98
85) Bis(2-ethylhexyl) phth...	15.180	149	29512	160.43	ng/ml	94
87) Di-n-octyl phthalate	16.843	149	42140	211.67	ng/ml	98
88) Benzo(b)fluoranthene	17.613	252	54791	212.85	ng/ml	95
89) Benzo(k)fluoranthene	17.678	252	56932	216.15	ng/ml	94
90) Benzo(b+k)fluoranthene	17.613	252	114689	428.28	ng/ml	94
91) Benzo(e)pyrene	18.266	252	55890	219.38	ng/ml	94
92) Benzo(a)pyrene	18.384	252	49339	214.68	ng/ml	98
93) Perylene	18.592	252	46507	202.37	ng/ml	99
95) Indeno(1,2,3-cd)pyrene	20.913	276	45199	191.67	ng/ml	96
96) Dibenz(a,h)anthracene	20.983	278	43093	217.16	ng/ml	94
97) Benzo(g,h,i)perylene	21.448	276	46913	212.36	ng/ml	89

(#) = qualifier out of range (m) = manual integration (+) = signals summed

Quantitation Report (Qedit)

Data Path : T:\data\2019-05\9E08056\
Data File : I05081922.D
Acq On : 8 May 2019 10:01 pm
Operator : JK /AMS /DTH
Sample : 9E08056-CAL4
Misc : 1x, A19D056 BNA@200
ALS Vial : 6 Sample Multiplier: 1
DataAcq Meth:SV9_AQUISITION.M

Quant Time: May 09 11:02:38 2019
Quant Method : T:\methods\SV9_050819.M
Quant Title : EPA 8270D: Semivolatile Organics
QLast Update : Thu May 09 11:01:22 2019
Response via : Initial Calibration
InstName : SV-GCMS9

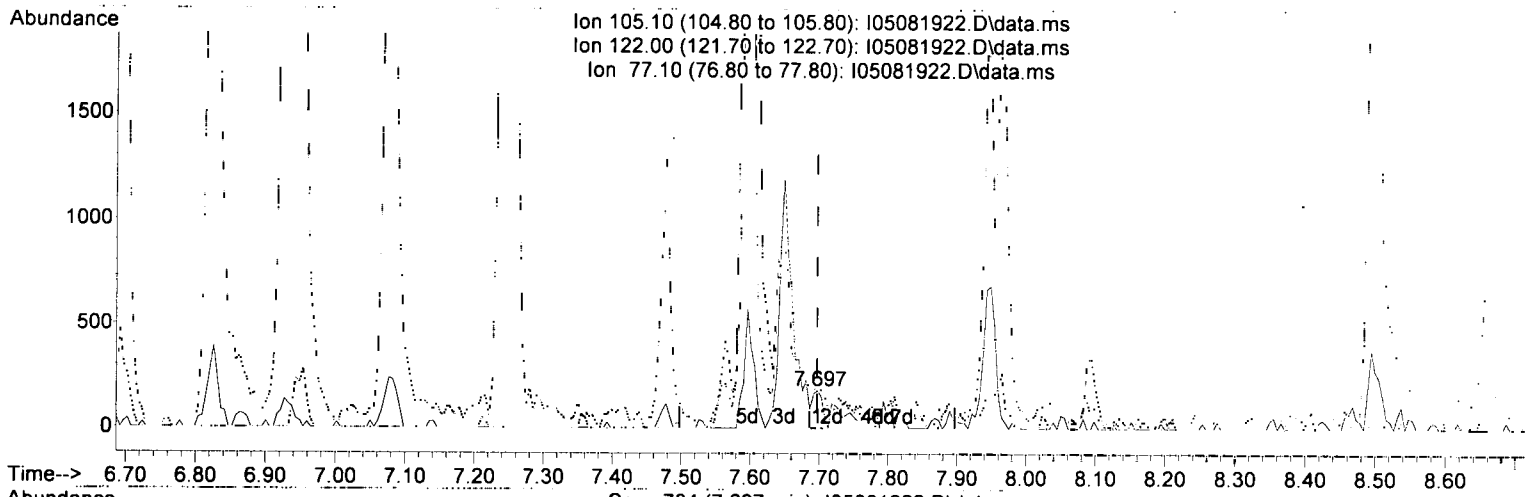

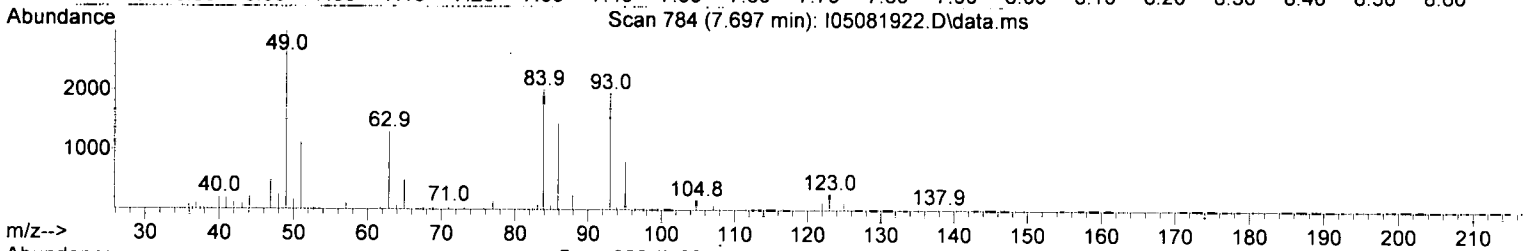

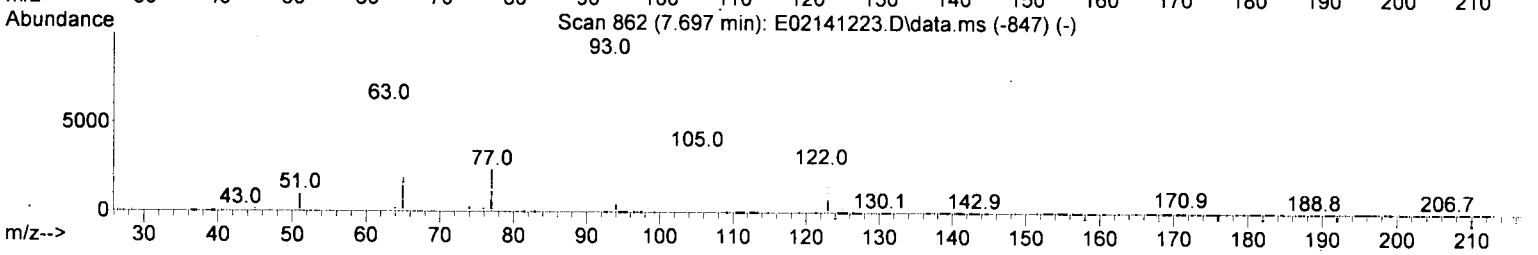

TIC: I05081922.D\data.ms

(26) Benzoic acid (T)

7.697min (+ 0.000) 795.98 ng/ml

response 180

Ion	Exp%	Act%
105.10	100.00	100.00
122.00	80.70	82.68
77.10	76.00	77.65
0.00	0.00	0.00

Quantitation Report (Qedit)

Data Path : T:\data\2019-05\9E08056\
Data File : I05081922.D
Acq On : 8 May 2019 10:01 pm
Operator : JK /AMS /DTH
Sample : 9E08056-CAL4
Misc : 1x, A19D056 BNA@200
ALS Vial : 6 Sample Multiplier: 1
DataAcq Meth:SV9_AQUISITION.M

Quant Time: May 09 11:02:38 2019
Quant Method : T:\methods\SV9_050819.M
Quant Title : EPA 8270D: Semivolatile Organics
QLast Update : Thu May 09 11:01:22 2019
Response via : Initial Calibration
InstName : SV-GCMS9

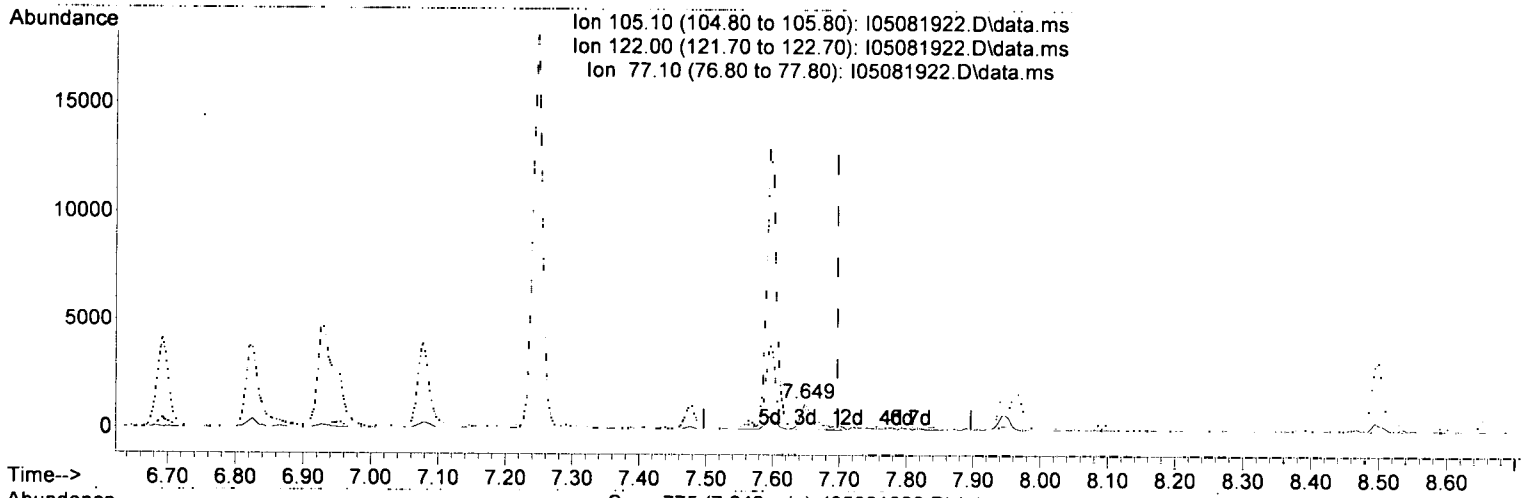

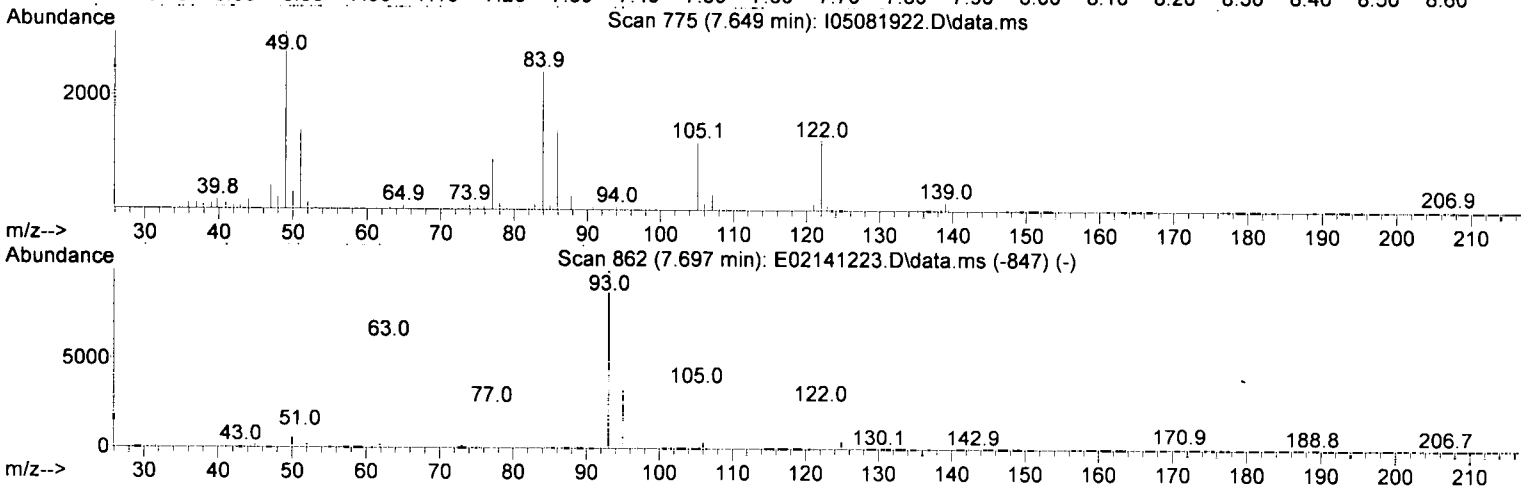

TIC: I05081922.D\data.ms

(26) Benzoic acid (T)

7.649min (-0.048) 835.63 ng/ml m

5/9/19

response 1808

Ion	Exp%	Act%
105.10	100.00	100.00
122.00	80.70	101.76
77.10	76.00	76.19
0.00	0.00	0.00

Quantitation Report (Not Reviewed)

Data Path : T:\data\2019-05\9E08056\
Data File : I05081922.D
Acq On : 8 May 2019 10:01 pm
Operator : JK /AMS /DTH
Sample : 9E08056-CAL4
Misc : 1x, A19D056 BNA@200
ALS Vial : 6 Sample Multiplier: 1
DataAcq Meth:SV9_AQUISITION.M

Quant Time: May 09 11:02:38 2019
Quant Method : T:\methods\SV9_050819.M
Quant Title : EPA 8270D: Semivolatile Organics
QLast Update : Thu May 09 11:01:22 2019
Response via : Initial Calibration
InstName : SV-GCMS9

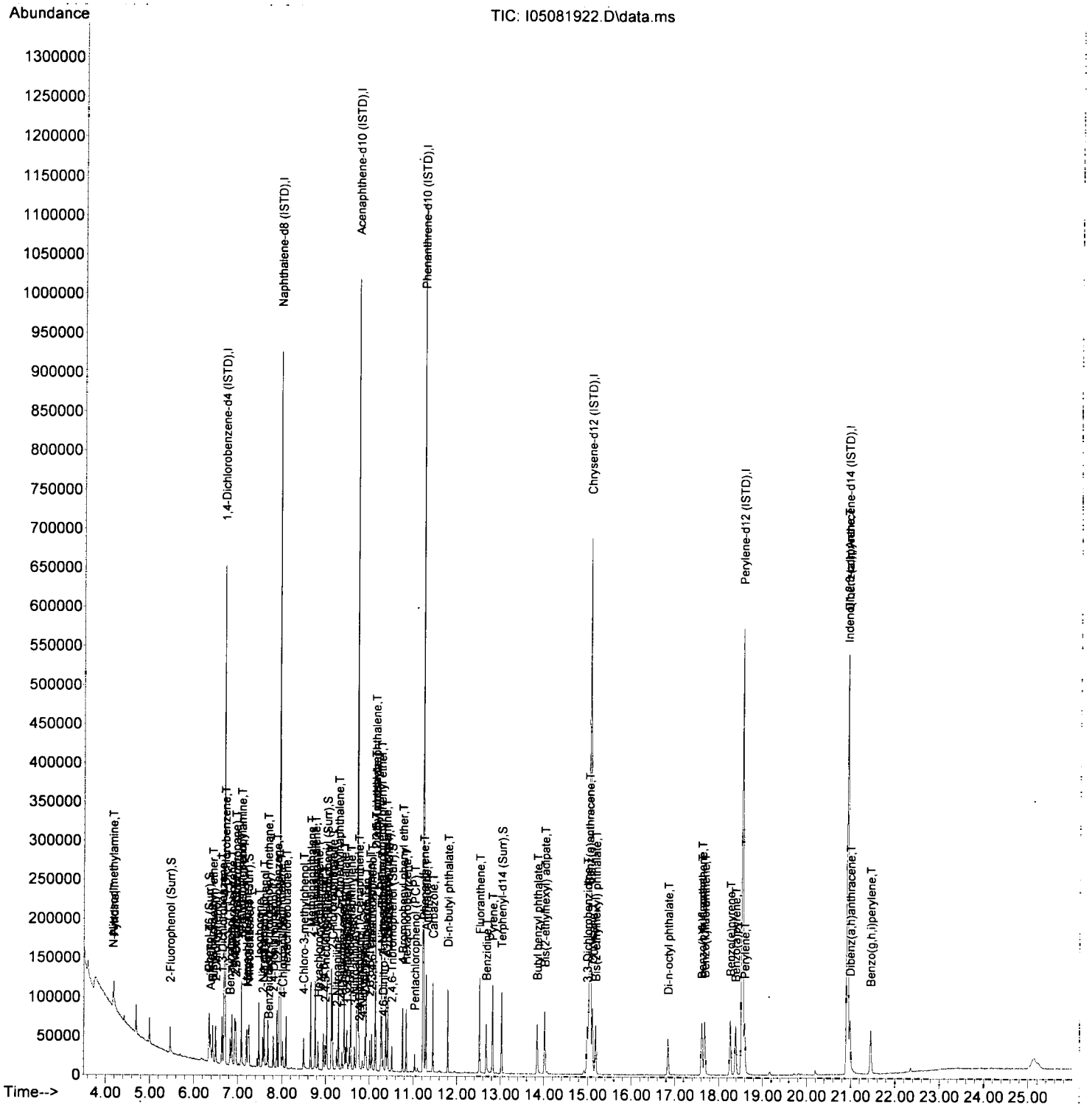

Quantitation Report (Not Reviewed)

Data Path : T:\data\2019-05\9E08056\
Data File : I05081923.D
Acq On : 8 May 2019 10:38 pm
Operator : JK /AMS /DTH
Sample : 9E08056-CAL5
Misc : 1x, A19D057 BNA@500
ALS Vial : 7 Sample Multiplier: 1
DataAcq Meth:SV9_AQUISITION.M

Quant Time: May 09 11:02:45 2019
Quant Method : T:\methods\SV9_050819.M
Quant Title : EPA 8270D: Semivolatile Organics
QLast Update : Thu May 09 11:01:22 2019
Response via : Initial Calibration
InstName : SV-GCMS9

JK 5/9/19

Compound	R.T.	QIon	Response	Conc	Units	Dev(Min)
Internal Standards						
1) 1,4-Dichlorobenzene-d4...	6.697	152	118130	2000.00	ng/ml	0.00
21) Naphthalene-d8 (ISTD)	7.948	136	449407	2000.00	ng/ml	0.00
35) Acenaphthene-d10 (ISTD)	9.713	162	233204	2000.00	ng/ml	0.00
64) Phenanthrene-d10 (ISTD)	11.222	188	434358	2000.00	ng/ml	0.00
78) Chrysene-d12 (ISTD)	15.051	240	448745	2000.00	ng/ml	0.00
86) Perylene-d12 (ISTD)	18.538	264	423882	2000.00	ng/ml	0.00
94) Dibenz(a,h)Anthrcene-d...	20.924	292	408680	2000.00	ng/ml	0.00
System Monitoring Compounds						
4) 2-Fluorophenol (Surr)	5.472	112	39110	495.14	ng/ml	0.00
5) Phenol-d6 (Surr)	6.338	99	50799	487.51	ng/ml	0.00
19) Nitrobenzene-d5 (Surr)	7.231	82	42745	489.72	ng/ml	0.00
40) 2-Fluorobiphenyl (Surr)	9.023	172	100779	592.16	ng/ml	0.00
67) 2,4,6-Tribromophenol (...	10.515	330	11050	653.33	ng/ml	0.00
79) Terphenyl-d14 (Surr)	13.024	244	118955	556.78	ng/ml	0.00
Target Compounds						Qvalue
2) N-Nitrosodimethylamine	4.183	74	27689	443.85	ng/ml	94
3) Pyridine	4.199	79	44836	460.01	ng/ml	96
6) Phenol	6.349	94	56392	496.73	ng/ml	97
7) Aniline	6.381	93	52964	510.59	ng/ml	99
8) Bis(2-chloroethyl) ether	6.429	93	45269	486.19	ng/ml	98
9) 2-Chlorophenol	6.499	128	42307	523.15	ng/ml	93
10) 1,3-Dichlorobenzene	6.643	146	48498	539.96	ng/ml	96
11) 1,4-Dichlorobenzene	6.713	146	45970	536.88	ng/ml	96
12) Benzyl alcohol	6.825	108	21295	455.40	ng/ml	94
13) 1,2-Dichlorobenzene	6.862	146	45584	544.66	ng/ml	95
14) 2-Methylphenol	6.932	107	33013	515.71	ng/ml	96
15) 2,2'-Oxybis(1-Chloropr...	6.948	45	59332	456.16	ng/ml	97
16) N-Nitrosodi-n-propylamine	7.076	70	33065	501.29	ng/ml	97
17) 3+4-Methylphenol	7.076	107	41496	514.11	ng/ml	95
18) Hexachloroethane	7.194	201	14906	566.11	ng/ml	86
20) Nitrobenzene	7.247	77	43153	485.69	ng/ml	94
22) Isophorone	7.477	82	89488	539.19	ng/ml	96
23) 2-Nitrophenol	7.563	139	25491	610.26	ng/ml	96
24) 2,4-Dimethylphenol	7.595	122	33821	508.87	ng/ml	97
25) Bis(2-chloroethoxy) me...	7.686	93	53158	537.84	ng/ml	99
26) Benzoic acid	7.670	105	12609	1109.66	ng/ml	96
27) 2,4-Dichlorophenol	7.804	162	28435	518.94	ng/ml	95
28) 1,2,4-Trichlorobenzene	7.889	180	39463	562.55	ng/ml	97
29) Naphthalene	7.964	128	121753	546.34	ng/ml	99
30) 4-Chloroaniline	8.018	127	25718	427.20	ng/ml	95
31) Hexachlorobutadiene	8.093	225	20186	572.03	ng/ml	97
32) 4-Chloro-3-methylphenol	8.494	107	29879	489.21	ng/ml	97
33) 2-Methylnaphthalene	8.660	142	94207	573.54	ng/ml	97
34) 1-Methylnaphthalene	8.756	142	90038	577.72	ng/ml	97
36) Hexachlorocyclopentadiene	8.825	237	16399	526.00	ng/ml	98
37) 2,4,6-Trichlorophenol	8.943	196	21591	531.23	ng/ml	100
38) 2,4,5-Trichlorophenol	8.980	198	19810	501.07	ng/ml	99
39) 1,1'-Biphenyl	9.125	154	111947	568.00	ng/ml	99
41) 2-Chloronaphthalene	9.152	162	80038	558.24	ng/ml	93
42) 2-Nitroaniline	9.243	138	22855	486.58	ng/ml	95
43) 2,6-Dimethylnaphthalene	9.285	156	82179	581.06	ng/ml	96

Quantitation Report (Not Reviewed)

Data Path : T:\data\2019-05\9E08056\
Data File : I05081923.D
Acq On : 8 May 2019 10:38 pm
Operator : JK /AMS /DTH
Sample : 9E08056-CAL5
Misc : 1x, A19D057 BNA@500
ALS Vial : 7 Sample Multiplier: 1
DataAcq Meth:SV9_AQUISITION.M

Quant Time: May 09 11:02:45 2019
Quant Method : T:\methods\SV9_050819.M
Quant Title : EPA 8270D: Semivolatile Organics
QLast Update : Thu May 09 11:01:22 2019
Response via : Initial Calibration
InstName : SV-GCMS9

Compound	R.T.	QIon	Response	Conc	Units	Dev(Min)
44) 1,4-Dinitrobenzene	9.371	168	10337	524.07	ng/ml	84
45) Dimethyl phthalate	9.424	163	91807	564.16	ng/ml	99
46) 1,3-Dinitrobenzene	9.451	168	13273	529.67	ng/ml	97
47) 2,6-Dinitrotoluene	9.483	165	20865	588.48	ng/ml	86
48) 1,2-Dinitrobenzene	9.537	168	9375	523.58	ng/ml	85
49) Acenaphthylene	9.569	152	129518	569.00	ng/ml	99
50) 3-Nitroaniline	9.660	138	17372	538.16	ng/ml	89
51) Acenaphthene	9.745	153	79978	558.57	ng/ml	99
52) 2,4-Dinitrophenol	9.761	184	3835	566.86	ng/ml	99
53) 4-Nitrophenol	9.831	139	11649	504.51	ng/ml	84
54) 2,4-Dinitrotoluene	9.895	165	25345	552.15	ng/ml	82
55) Dibenzofuran	9.922	168	113330	574.99	ng/ml	93
56) 2,3,5,6-Tetrachlorophenol	10.002	232	17017	570.18	ng/ml	90
57) 2,3,4,6-Tetrachlorophenol	10.045	232	19079	582.63	ng/ml	88
58) Diethyl phthalate	10.136	149	84929	557.56	ng/ml	97
59) 2,3,5-Trimethylnaphtha...	10.130	170	76253	583.17	ng/ml	94
60) Fluorene	10.269	166	91858	572.35	ng/ml	97
61) 4-Chlorophenyl phenyl ...	10.259	204	44439	589.61	ng/ml	88
62) 4-Nitroaniline	10.275	138	19675	565.32	ng/ml	94
63) 4,6-Dinitro-2-methylph...	10.312	198	8901	633.37	ng/ml	77
65) N-Nitrosodiphenylamine	10.376	169	78301	589.83	ng/ml	96
66) Azobenzene (1,2-DPH)	10.419	77	87002	523.24	ng/ml	90
68) 4-Bromophenyl phenyl e...	10.756	248	27078	616.17	ng/ml	86
69) Hexachlorobenzene	10.836	284	28884	619.40	ng/ml	93
70) Pentachlorophenol (PCP)	11.034	266	10538	588.98	ng/ml	94
71) Phenanthrene	11.243	178	127029	563.47	ng/ml	98
72) Anthracene	11.296	178	128961	592.72	ng/ml	98
73) Carbazole	11.452	167	116650	540.21	ng/ml	98
74) Di-n-butyl phthalate	11.794	149	147202	562.95	ng/ml	99
75) Fluoranthene	12.521	202	155537	621.85	ng/ml	96
76) Benzidine	12.676	184	76984	1386.28	ng/ml	97
77) Pyrene	12.821	202	154311	609.46	ng/ml	99
80) Butyl benzyl phthalate	13.842	149	63002	491.75	ng/ml	91
81) Bis(2-ethylhexyl) adipate	14.014	129	56949	457.91	ng/ml	98
82) 3,3-Dichlorobenzidine	14.987	252	47477	1694.22	ng/ml	97
83) Benz(a)anthracene	15.024	228	138304	538.49	ng/ml	97
84) Chrysene	15.110	228	126427	528.46	ng/ml	99
85) Bis(2-ethylhexyl) phth...	15.180	149	81848	475.85	ng/ml	96
87) Di-n-octyl phthalate	16.843	149	132449	524.88	ng/ml	99
88) Benzo(b)fluoranthene	17.613	252	139653	554.84	ng/ml	95
89) Benzo(k)fluoranthene	17.677	252	142423	562.67	ng/ml	94
90) Benzo(b+k)fluoranthene	17.677	252	289741	1117.93	ng/ml	94
91) Benzo(e)pyrene	18.271	252	140018	582.00	ng/ml	98
92) Benzo(a)pyrene	18.389	252	129040	575.04	ng/ml	97
93) Perylene	18.592	252	116376	536.26	ng/ml	99
95) Indeno(1,2,3-cd)pyrene	20.919	276	116104	501.79	ng/ml	95
96) Dibenz(a,h)anthracene	20.983	278	106785	548.44	ng/ml	96
97) Benzo(g,h,i)perylene	21.453	276	120043	553.82	ng/ml	89

(#) = qualifier out of range (m) = manual integration (+) = signals summed

Quantitation Report (Not Reviewed)

Data Path : T:\data\2019-05\9E08056\
Data File : I05081923.D
Acq On : 8 May 2019 10:38 pm
Operator : JK /AMS /DTH
Sample : 9E08056-CAL5
Misc : 1x, A19D057 BNA@500
ALS Vial : 7 Sample Multiplier: 1
DataAcq Meth:SV9_AQUISITION.M

Quant Time: May 09 11:02:45 2019
Quant Method : T:\methods\SV9_050819.M
Quant Title : EPA 8270D: Semivolatile Organics
QLast Update : Thu May 09 11:01:22 2019
Response via : Initial Calibration
InstName : SV-GCMS9

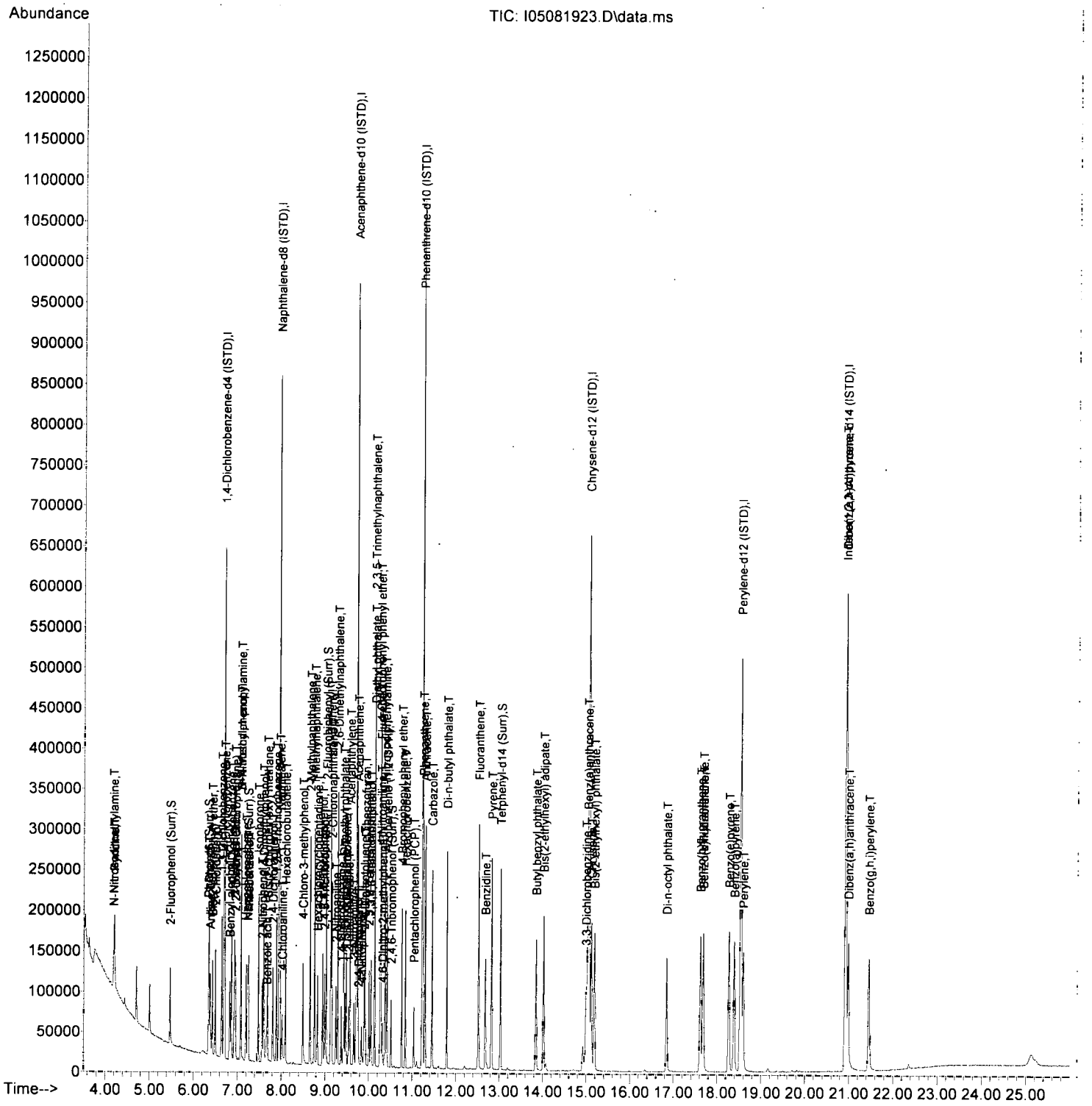

Quantitation Report (Not Reviewed)

Data Path : T:\data\2019-05\9E08056\
Data File : I05081924.D
Acq On : 8 May 2019 11:14 pm
Operator : JK /AMS /DTH
Sample : 9E08056-CAL6
Misc : 1x, A19D058 BNA@1000
ALS Vial : 8 Sample Multiplier: 1
DataAcq Meth:SV9_AQUISITION.M

Quant Time: May 09 11:02:52 2019
Quant Method : T:\methods\SV9_050819.M
Quant Title : EPA 8270D: Semivolatile Organics
QLast Update : Thu May 09 11:01:22 2019
Response via : Initial Calibration
InstName : SV-GCMS9

JK 5/9/19

Compound	R.T.	QIon	Response	Conc	Units	Dev(Min)
Internal Standards						
1) 1,4-Dichlorobenzene-d4...	6.697	152	116694	2000.00	ng/ml	0.00
21) Naphthalene-d8 (ISTD)	7.948	136	435111	2000.00	ng/ml	0.00
35) Acenaphthene-d10 (ISTD)	9.719	162	224844	2000.00	ng/ml	0.00
64) Phenanthrene-d10 (ISTD)	11.222	188	425173	2000.00	ng/ml	0.00
78) Chrysene-d12 (ISTD)	15.057	240	428978	2000.00	ng/ml	0.00
86) Perylene-d12 (ISTD)	18.539	264	400554	2000.00	ng/ml	0.00
94) Dibenz(a,h)Anthrcene-d...	20.924	292	399119	2000.00	ng/ml	0.00
System Monitoring Compounds						
4) 2-Fluorophenol (Surr)	5.467	112	76115	975.49	ng/ml	0.00
5) Phenol-d6 (Surr)	6.338	99	98894	960.76	ng/ml	0.00
19) Nitrobenzene-d5 (Surr)	7.232	82	81436	944.48	ng/ml	0.00
40) 2-Fluorobiphenyl (Surr)	9.023	172	182200	1110.38	ng/ml	0.00
67) 2,4,6-Tribromophenol (...	10.516	330	22087	1300.38	ng/ml	0.00
79) Terphenyl-d14 (Surr)	13.024	244	219562	1075.04	ng/ml	0.00
Target Compounds						Qvalue
2) N-Nitrosodimethylamine	4.172	74	53609	869.93	ng/ml	100
3) Pyridine	4.183	79	85720	890.30	ng/ml	99
6) Phenol	6.354	94	107531	958.84	ng/ml	97
7) Aniline	6.381	93	81018	790.65	ng/ml	97
8) Bis(2-chloroethyl) ether	6.435	93	91455	994.32	ng/ml	98
9) 2-Chlorophenol	6.499	128	81650	1022.08	ng/ml	95
10) 1,3-Dichlorobenzene	6.643	146	91509	1031.37	ng/ml	98
11) 1,4-Dichlorobenzene	6.713	146	87432	1033.67	ng/ml	97
12) Benzyl alcohol	6.825	108	45805	949.75	ng/ml	91
13) 1,2-Dichlorobenzene	6.863	146	84135	1017.65	ng/ml	97
14) 2-Methylphenol	6.932	107	61935	979.41	ng/ml	98
15) 2,2'-Oxybis(1-Chloropr...	6.954	45	109743	854.12	ng/ml	95
16) N-Nitrosodi-n-propylamine	7.077	70	62234	955.13	ng/ml	96
17) 3+4-Methylphenol	7.077	107	78741	987.56	ng/ml	98
18) Hexachloroethane	7.194	201	27533	1058.54	ng/ml	94
20) Nitrobenzene	7.248	77	81129	924.35	ng/ml	95
22) Isophorone	7.483	82	169224	1053.31	ng/ml	95
23) 2-Nitrophenol	7.563	139	44264	1073.97	ng/ml	99
24) 2,4-Dimethylphenol	7.601	122	67530	1049.45	ng/ml	96
25) Bis(2-chloroethoxy) me...	7.686	93	98157	1025.75	ng/ml	99
26) Benzoic acid	7.697	105	57591	2238.59	ng/ml	98
27) 2,4-Dichlorophenol	7.804	162	59077	1097.68	ng/ml	99
28) 1,2,4-Trichlorobenzene	7.890	180	73101	1076.31	ng/ml	97
29) Naphthalene	7.970	128	228023	1056.83	ng/ml	99
30) 4-Chloroaniline	8.023	127	57359	984.09	ng/ml	96
31) Hexachlorobutadiene	8.098	225	37131	1086.79	ng/ml	99
32) 4-Chloro-3-methylphenol	8.494	107	67094	1083.65	ng/ml	98
33) 2-Methylnaphthalene	8.660	142	177224	1114.40	ng/ml	97
34) 1-Methylnaphthalene	8.761	142	166590	1104.02	ng/ml	98
36) Hexachlorocyclopentadiene	8.826	237	34750	1111.10	ng/ml	96
37) 2,4,6-Trichlorophenol	8.943	196	44351	1093.91	ng/ml	99
38) 2,4,5-Trichlorophenol	8.981	198	42377	1080.38	ng/ml	99
39) 1,1'-Biphenyl	9.125	154	204461	1075.97	ng/ml	99
41) 2-Chloronaphthalene	9.152	162	145871	1055.23	ng/ml	96
42) 2-Nitroaniline	9.248	138	48960	1081.11	ng/ml	91
43) 2,6-Dimethylnaphthalene	9.286	156	150715	1105.27	ng/ml	96

Quantitation Report (Not Reviewed)

Data Path : T:\data\2019-05\9E08056\
Data File : I05081924.D
Acq On : 8 May 2019 11:14 pm
Operator : JK /AMS /DTH
Sample : 9E08056-CAL6
Misc : 1x, A19D058 BNA@1000
ALS Vial : 8 Sample Multiplier: 1
DataAcq Meth:SV9_AQUISITION.M

Quant Time: May 09 11:02:52 2019
Quant Method : T:\methods\SV9_050819.M
Quant Title : EPA 8270D: Semivolatile Organics
QLast Update : Thu May 09 11:01:22 2019
Response via : Initial Calibration
InstName : SV-GCMS9

Compound	R.T.	QIon	Response	Conc	Units	Dev(Min)
44) 1,4-Dinitrobenzene	9.376	168	23019	1115.72	ng/ml	81
45) Dimethyl phthalate	9.425	163	167550	1067.88	ng/ml	99
46) 1,3-Dinitrobenzene	9.457	168	27406	1134.32	ng/ml	91
47) 2,6-Dinitrotoluene	9.489	165	39367	1151.59	ng/ml	78
48) 1,2-Dinitrobenzene	9.548	168	19142	1108.80	ng/ml#	72
49) Acenaphthylene	9.574	152	242796	1106.31	ng/ml	99
50) 3-Nitroaniline	9.665	138	30789	1019.40	ng/ml	92
51) Acenaphthene	9.751	153	146889	1064.01	ng/ml	99
52) 2,4-Dinitrophenol	9.767	184	12133	1336.11	ng/ml	87
53) 4-Nitrophenol	9.831	139	26763	1084.22	ng/ml	89
54) 2,4-Dinitrotoluene	9.895	165	50363	1106.48	ng/ml	85
55) Dibenzofuran	9.922	168	206307	1085.63	ng/ml	94
56) 2,3,5,6-Tetrachlorophenol	10.008	232	35452	1158.39	ng/ml	87
57) 2,3,4,6-Tetrachlorophenol	10.050	232	38150	1171.11	ng/ml	87
58) Diethyl phthalate	10.136	149	154986	1055.31	ng/ml	96
59) 2,3,5-Trimethylnaphtha...	10.131	170	135724	1076.59	ng/ml	96
60) Fluorene	10.270	166	163031	1053.59	ng/ml	99
61) 4-Chlorophenyl phenyl ...	10.259	204	79614	1095.58	ng/ml	88
62) 4-Nitroaniline	10.280	138	36743	1094.98	ng/ml	91
63) 4,6-Dinitro-2-methylph...	10.312	198	21051	1355.86	ng/ml	82
65) N-Nitrosodiphenylamine	10.377	169	139124	1070.63	ng/ml	98
66) Azobenzene (1,2-DPH)	10.419	77	156991	964.57	ng/ml	91
68) 4-Bromophenyl phenyl e...	10.756	248	49801	1157.73	ng/ml	87
69) Hexachlorobenzene	10.842	284	52902	1158.97	ng/ml	91
70) Pentachlorophenol (PCP)	11.035	266	23287	1202.11	ng/ml	98
71) Phenanthrene	11.248	178	232143	1051.98	ng/ml	100
72) Anthracene	11.297	178	235356	1105.09	ng/ml	99
73) Carbazole	11.457	167	218760	1070.75	ng/ml	98
74) Di-n-butyl phthalate	11.794	149	281730	1100.70	ng/ml	99
75) Fluoranthene	12.527	202	287574	1174.59	ng/ml	97
76) Benzidine	12.677	184	119397	2129.89	ng/ml	97
77) Pyrene	12.821	202	286850	1157.41	ng/ml	100
80) Butyl benzyl phthalate	13.843	149	128733	996.48	ng/ml	90
81) Bis(2-ethylhexyl) adipate	14.014	129	114896	966.42	ng/ml	98
82) 3,3-Dichlorobenzidine	14.993	252	62412	2491.37	ng/ml	94
83) Benz(a)anthracene	15.030	228	257723	1049.68	ng/ml	99
84) Chrysene	15.116	228	231498	1012.24	ng/ml	99
85) Bis(2-ethylhexyl) phth...	15.180	149	159937	972.69	ng/ml	96
87) Di-n-octyl phthalate	16.843	149	284170	1052.31	ng/ml	98
88) Benzo(b)fluoranthene	17.619	252	268390	1108.16	ng/ml	96
89) Benzo(k)fluoranthene	17.688	252	262537	1105.11	ng/ml	95
90) Benzo(b+k)fluoranthene	17.688	252	543058	2204.99	ng/ml	95
91) Benzo(e)pyrene	18.277	252	259798	1142.77	ng/ml	98
92) Benzo(a)pyrene	18.394	252	245703	1147.61	ng/ml	97
93) Perylene	18.597	252	216265	1054.59	ng/ml	98
95) Indeno(1,2,3-cd)pyrene	20.924	276	217807	963.89	ng/ml	94
96) Dibenz(a,h)anthracene	20.988	278	199329	1048.27	ng/ml	94
97) Benzo(g,h,i)perylene	21.464	276	226164	1068.40	ng/ml	90

(#) = qualifier out of range (m) = manual integration (+) = signals summed

Quantitation Report (Not Reviewed)

Data Path : T:\data\2019-05\9E08056\
Data File : I05081924.D
Acq On : 8 May 2019 11:14 pm
Operator : JK /AMS /DTH
Sample : 9E08056-CAL6
Misc : 1x, A19D058 BNA@1000
ALS Vial : 8 Sample Multiplier: 1
DataAcq Meth:SV9_AQUISITION.M

Quant Time: May 09 11:02:52 2019
Quant Method : T:\methods\SV9_050819.M
Quant Title : EPA 8270D: Semivolatile Organics
QLast Update : Thu May 09 11:01:22 2019
Response via : Initial Calibration
InstName : SV-GCMS9

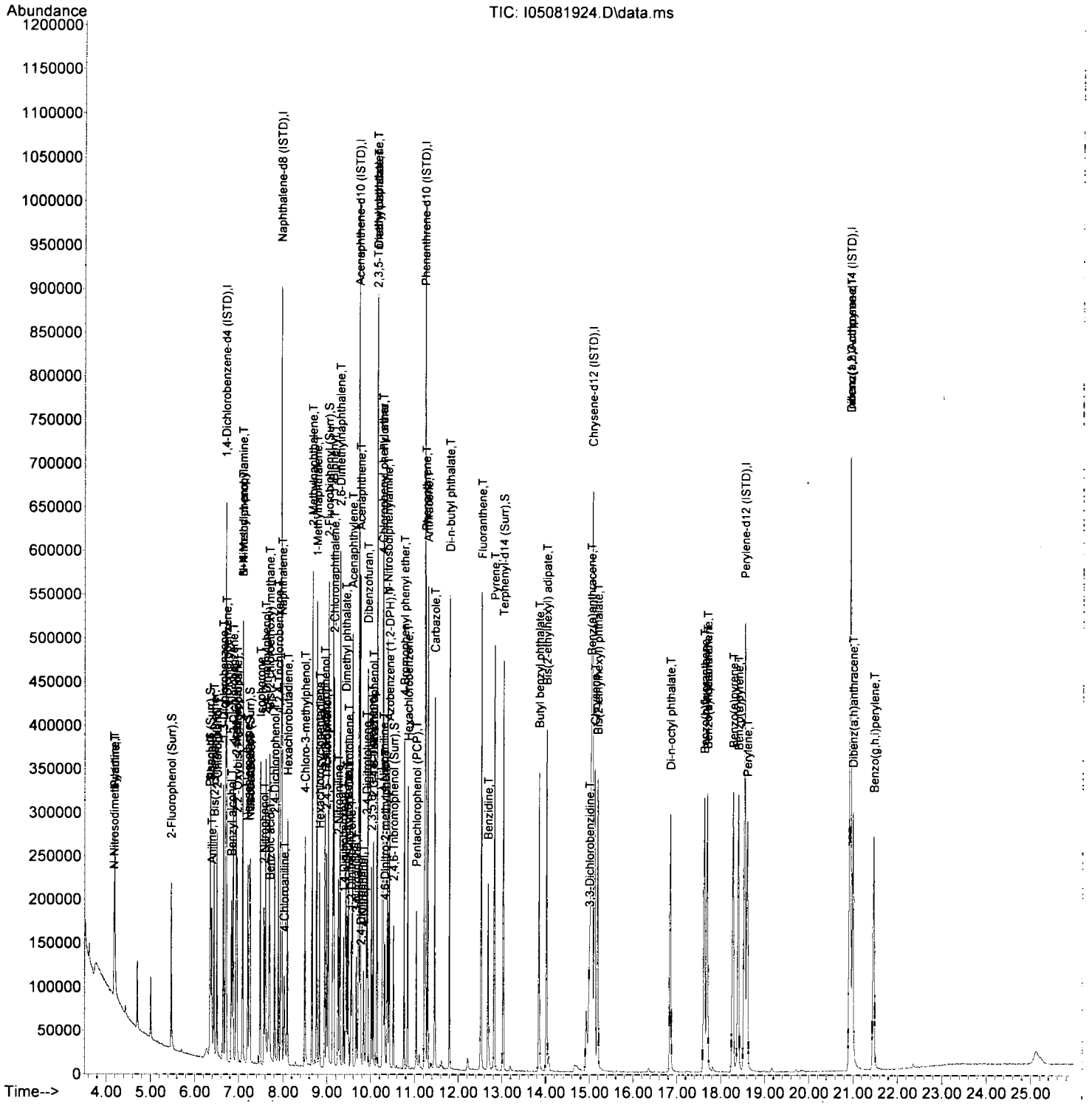

Quantitation Report (Not Reviewed)

Data Path : T:\data\2019-05\9E08056\
Data File : I05081925.D
Acq On : 8 May 2019 11:50 pm
Operator : JK /AMS /DTH
Sample : 9E08056-CAL7
Misc : 1x, A19D059 BNA@2000
ALS Vial : 9 Sample Multiplier: 1
DataAcq Meth:SV9_AQUISITION.M

Quant Time: May 09 11:03:00 2019
Quant Method : T:\methods\SV9_050819.M
Quant Title : EPA 8270D: Semivolatile Organics
QLast Update : Thu May 09 11:01:22 2019
Response via : Initial Calibration
InstName : SV-GCMS9

5/9/19

Compound	R.T.	QIon	Response	Conc	Units	Dev(Min)
Internal Standards						
1) 1,4-Dichlorobenzene-d4...	6.697	152	107016	2000.00	ng/ml	0.00
21) Naphthalene-d8 (ISTD)	7.948	136	404790	2000.00	ng/ml	0.00
35) Acenaphthene-d10 (ISTD)	9.719	162	208028	2000.00	ng/ml	0.00
64) Phenanthrene-d10 (ISTD)	11.222	188	396363	2000.00	ng/ml	0.00
78) Chrysene-d12 (ISTD)	15.062	240	353171	2000.00	ng/ml	0.00
86) Perylene-d12 (ISTD)	18.544	264	333963	2000.00	ng/ml	0.00
94) Dibenz(a,h)Anthrcene-d...	20.929	292	322705	2000.00	ng/ml	0.00
System Monitoring Compounds						
4) 2-Fluorophenol (Surr)	5.467	112	148818	2079.73	ng/ml	0.00
5) Phenol-d6 (Surr)	6.338	99	191806	2031.91	ng/ml	0.00
19) Nitrobenzene-d5 (Surr)	7.232	82	149113	1885.78	ng/ml	0.00
40) 2-Fluorobiphenyl (Surr)	9.023	172	311047	2048.84	ng/ml	0.00
67) 2,4,6-Tribromophenol (...	10.516	330	38932	2416.44	ng/ml	0.00
79) Terphenyl-d14 (Surr)	13.024	244	356113	2117.90	ng/ml	0.00
Target Compounds						Qvalue
2) N-Nitrosodimethylamine	4.167	74	104473	1848.62	ng/ml	97
3) Pyridine	4.183	79	164460	1862.57	ng/ml	99
6) Phenol	6.354	94	203006	1973.89	ng/ml	97
7) Aniline	6.381	93	119883	1275.74	ng/ml	97
8) Bis(2-chloroethyl) ether	6.435	93	172619	2046.48	ng/ml	98
9) 2-Chlorophenol	6.499	128	152301	2078.88	ng/ml	94
10) 1,3-Dichlorobenzene	6.643	146	163909	2014.44	ng/ml	95
11) 1,4-Dichlorobenzene	6.713	146	154653	1993.74	ng/ml	97
12) Benzyl alcohol	6.825	108	91265	1975.88	ng/ml	93
13) 1,2-Dichlorobenzene	6.863	146	151209	1994.34	ng/ml	98
14) 2-Methylphenol	6.932	107	113843	1963.07	ng/ml	99
15) 2,2'-Oxybis(1-Chloropr...	6.953	45	195754	1661.32	ng/ml	94
16) N-Nitrosodi-n-propylamine	7.082	70	111051	1858.47	ng/ml	94
17) 3+4-Methylphenol	7.082	107	144919	1981.92	ng/ml	98
18) Hexachloroethane	7.194	201	49920	2092.81	ng/ml	90
20) Nitrobenzene	7.253	77	144892	1800.13	ng/ml	91
22) Isophorone	7.483	82	306230	2048.86	ng/ml	95
23) 2-Nitrophenol	7.563	139	81543	2100.52	ng/ml	99
24) 2,4-Dimethylphenol	7.601	122	125958	2104.07	ng/ml	96
25) Bis(2-chloroethoxy) me...	7.686	93	173377	1947.52	ng/ml	99
26) Benzoic acid	7.724	105	120684	3889.47	ng/ml	98
27) 2,4-Dichlorophenol	7.809	162	112156	2211.77	ng/ml	98
28) 1,2,4-Trichlorobenzene	7.889	180	127703	2021.09	ng/ml	96
29) Naphthalene	7.970	128	397624	1980.92	ng/ml	98
30) 4-Chloroaniline	8.034	127	84586	1559.92	ng/ml	96
31) Hexachlorobutadiene	8.098	225	67587	2126.39	ng/ml	100
32) 4-Chloro-3-methylphenol	8.499	107	128769	2162.11	ng/ml	95
33) 2-Methylnaphthalene	8.660	142	312815	2114.36	ng/ml	98
34) 1-Methylnaphthalene	8.761	142	290157	2066.96	ng/ml	98
36) Hexachlorocyclopentadiene	8.825	237	65488	2203.54	ng/ml	98
37) 2,4,6-Trichlorophenol	8.943	196	81849	2145.98	ng/ml	98
38) 2,4,5-Trichlorophenol	8.981	198	78891	2159.17	ng/ml	97
39) 1,1'-Biphenyl	9.130	154	349335	1986.97	ng/ml	98
41) 2-Chloronaphthalene	9.152	162	248276	1941.20	ng/ml	97
42) 2-Nitroaniline	9.253	138	89274	2130.66	ng/ml	86
43) 2,6-Dimethylnaphthalene	9.291	156	257201	2038.65	ng/ml	95

Quantitation Report (Not Reviewed)

Data Path : T:\data\2019-05\9E08056\
Data File : I05081925.D
Acq On : 8 May 2019 11:50 pm
Operator : JK /AMS /DTH
Sample : 9E08056-CAL7
Misc : 1x, A19D059 BNA@2000
ALS Vial : 9 Sample Multiplier: 1
DataAcq Meth:SV9_AQUISITION.M

Quant Time: May 09 11:03:00 2019
Quant Method : T:\methods\SV9_050819.M
Quant Title : EPA 8270D: Semivolatile Organics
QLast Update : Thu May 09 11:01:22 2019
Response via : Initial Calibration
InstName : SV-GCMS9

Compound	R.T.	QIon	Response	Conc	Units	Dev(Min)
44) 1,4-Dinitrobenzene	9.376	168	42957	2139.47	ng/ml	82
45) Dimethyl phthalate	9.430	163	291628	2008.94	ng/ml	98
46) 1,3-Dinitrobenzene	9.462	168	48772	2181.83	ng/ml	90
47) 2,6-Dinitrotoluene	9.489	165	70090	2216.06	ng/ml	85
48) 1,2-Dinitrobenzene	9.548	168	34100	2134.92	ng/ml	88
49) Acenaphthylene	9.574	152	407881	2008.76	ng/ml	99
50) 3-Nitroaniline	9.665	138	46893	1795.57	ng/ml	95
51) Acenaphthene	9.751	153	254388	1991.66	ng/ml	100
52) 2,4-Dinitrophenol	9.767	184	25811	2502.10	ng/ml	88
53) 4-Nitrophenol	9.836	139	48681	2007.95	ng/ml	86
54) 2,4-Dinitrotoluene	9.901	165	90563	2127.03	ng/ml	81
55) Dibenzofuran	9.922	168	351544	1999.43	ng/ml	95
56) 2,3,5,6-Tetrachlorophenol	10.008	232	64681	2181.55	ng/ml	88
57) 2,3,4,6-Tetrachlorophenol	10.050	232	68233	2234.46	ng/ml	88
58) Diethyl phthalate	10.141	149	252775	1860.29	ng/ml	95
59) 2,3,5-Trimethylnaphtha...	10.136	170	226222	1939.49	ng/ml	98
60) Fluorene	10.275	166	271787	1898.41	ng/ml	99
61) 4-Chlorophenyl phenyl ...	10.259	204	136404	2028.81	ng/ml	90
62) 4-Nitroaniline	10.286	138	59807	1926.38	ng/ml	97
63) 4,6-Dinitro-2-methylph...	10.318	198	40019	2494.03	ng/ml	75
65) N-Nitrosodiphenylamine	10.382	169	227824	1880.66	ng/ml	98
66) Azobenzene (1,2-DPH)	10.425	77	264872	1745.69	ng/ml	87
68) 4-Bromophenyl phenyl e...	10.756	248	88111	2197.21	ng/ml	89
69) Hexachlorobenzene	10.842	284	92531	2174.50	ng/ml	91
70) Pentachlorophenol (PCP)	11.034	266	45320	2323.06	ng/ml	97
71) Phenanthrene	11.248	178	398028	1934.81	ng/ml	98
72) Anthracene	11.302	178	397681	2003.00	ng/ml	100
73) Carbazole	11.457	167	364563	2063.64	ng/ml	98
74) Di-n-butyl phthalate	11.794	149	471443	1975.77	ng/ml	98
75) Fluoranthene	12.527	202	475094	2081.55	ng/ml	97
76) Benzidine	12.677	184	153390	2855.74	ng/ml	99
77) Pyrene	12.821	202	468721	2028.71	ng/ml	99
80) Butyl benzyl phthalate	13.848	149	219372	1966.35	ng/ml	91
81) Bis(2-ethylhexyl) adipate	14.014	129	191848	1960.05	ng/ml	97
82) 3,3-Dichlorobenzidine	14.998	252	81995	4181.32	ng/ml	98
83) Benz(a)anthracene	15.030	228	409861	2027.64	ng/ml	99
84) Chrysene	15.121	228	375111	1992.25	ng/ml	98
85) Bis(2-ethylhexyl) phth...	15.185	149	265428	1960.75	ng/ml	95
87) Di-n-octyl phthalate	16.848	149	490249	1949.45	ng/ml	98
88) Benzo(b)fluoranthene	17.624	252	444019	2152.11	ng/ml	96
89) Benzo(k)fluoranthene	17.694	252	401664	2075.77	ng/ml	96
90) Benzo(b+k)fluoranthene	17.694	252	864585	4211.83	ng/ml	96
91) Benzo(e)pyrene	18.282	252	421328	2222.82	ng/ml	98
92) Benzo(a)pyrene	18.405	252	383125	2137.17	ng/ml	97
93) Perylene	18.608	252	344990	2017.74	ng/ml	99
95) Indeno(1,2,3-cd)pyrene	20.935	276	348943	1909.89	ng/ml	93
96) Dibenz(a,h)anthracene	20.994	278	325096	2114.51	ng/ml	96
97) Benzo(g,h,i)perylene	21.470	276	360991	2109.13	ng/ml	91

(#) = qualifier out of range (m) = manual integration (+) = signals summed

Quantitation Report (Not Reviewed)

Data Path : T:\data\2019-05\9E08056\
Data File : I05081925.D
Acq On : 8 May 2019 11:50 pm
Operator : JK /AMS /DTH
Sample : 9E08056-CAL7
Misc : 1x, A19D059 BNA@2000
ALS Vial : 9 Sample Multiplier: 1
DataAcq Meth:SV9_AQUISITION.M

Quant Time: May 09 11:03:00 2019
Quant Method : T:\methods\SV9_050819.M
Quant Title : EPA 8270D: Semivolatile Organics
QLast Update : Thu May 09 11:01:22 2019
Response via : Initial Calibration
InstName : SV-GCMS9

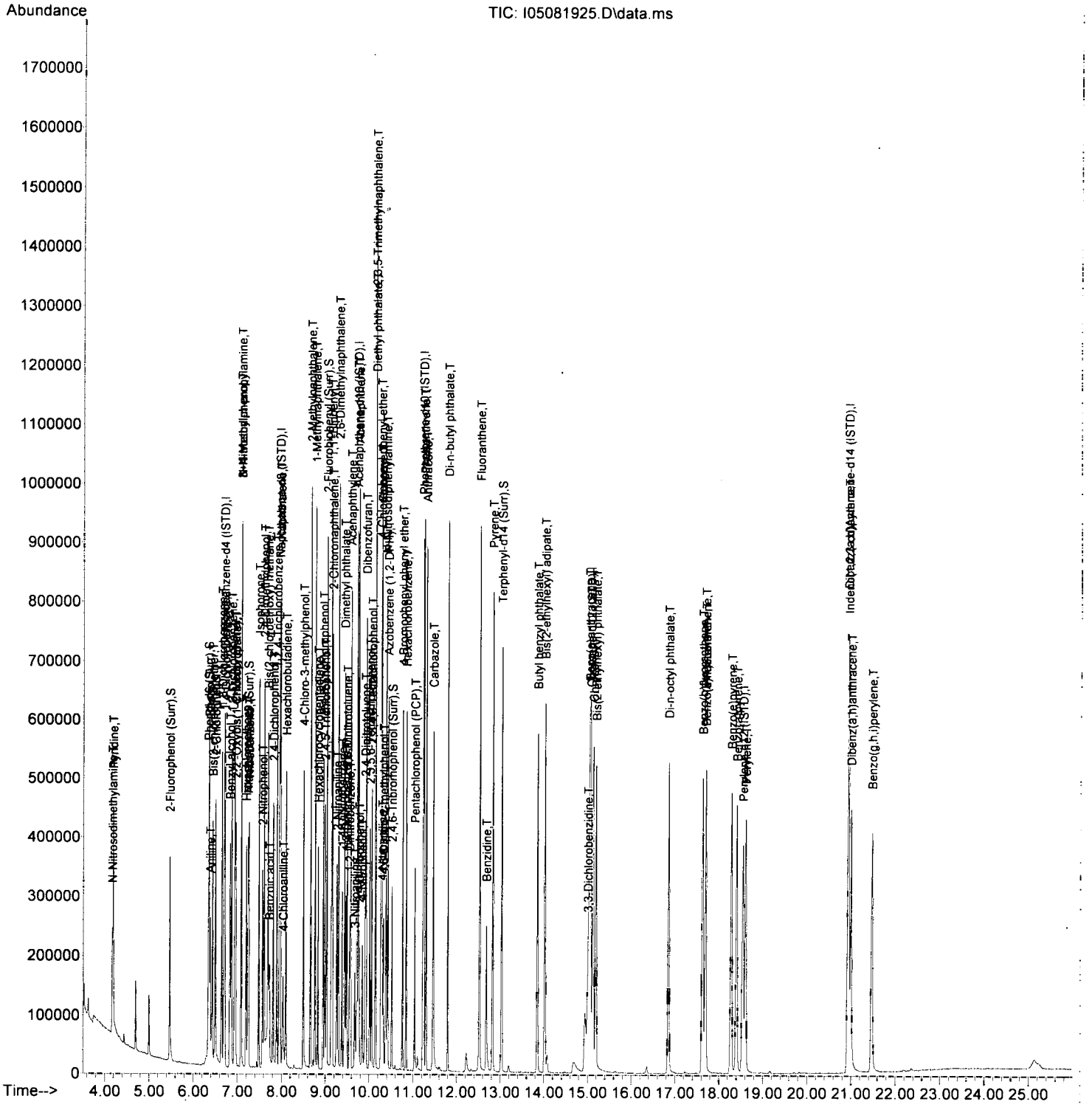

Quantitation Report (Not Reviewed)

Data Path : T:\data\2019-05\9E08056\
Data File : I05081926.D
Acq On : 9 May 2019 12:26 am
Operator : JK /AMS /DTH
Sample : 9E08056-CAL8
Misc : 1x, A19D060 BNA@4000
ALS Vial : 10 Sample Multiplier: 1
DataAcq Meth:SV9_AQUISITION.M

Quant Time: May 09 11:03:08 2019
Quant Method : T:\methods\SV9_050819.M
Quant Title : EPA 8270D: Semivolatile Organics
QLast Update : Thu May 09 11:01:22 2019
Response via : Initial Calibration
InstName : SV-GCMS9

JK 5/9/19

Compound	R.T.	QIon	Response	Conc	Units	Dev(Min)
Internal Standards						
1) 1,4-Dichlorobenzene-d4...	6.697	152	98792	2000.00	ng/ml	0.00
21) Naphthalene-d8 (ISTD)	7.954	136	378186	2000.00	ng/ml	0.00
35) Acenaphthene-d10 (ISTD)	9.724	162	202901	2000.00	ng/ml	0.00
64) Phenanthrene-d10 (ISTD)	11.227	188	404511	2000.00	ng/ml	0.00
78) Chrysene-d12 (ISTD)	15.073	240	346046	2000.00	ng/ml	0.02
86) Perylene-d12 (ISTD)	18.555	264	361418	2000.00	ng/ml	0.02
94) Dibenz(a,h)Anthrcene-d...	20.951	292	360190	2000.00	ng/ml	0.03
System Monitoring Compounds						
4) 2-Fluorophenol (Surr)	5.467	112	284613	4308.58	ng/ml	0.00
5) Phenol-d6 (Surr)	6.349	99	374178	4293.86	ng/ml	0.01
19) Nitrobenzene-d5 (Surr)	7.237	82	275454	3773.57	ng/ml	0.00
40) 2-Fluorobiphenyl (Surr)	9.029	172	532909	3598.93	ng/ml	0.00
67) 2,4,6-Tribromophenol (...	10.521	330	78802	4693.62	ng/ml	0.00
79) Terphenyl-d14 (Surr)	13.030	244	667601	4052.16	ng/ml	0.00
Target Compounds						Qvalue
2) N-Nitrosodimethylamine	4.167	74	199054	3815.42	ng/ml	99
3) Pyridine	4.172	79	337112	4135.74	ng/ml	99
6) Phenol	6.360	94	375248	3952.38	ng/ml	100
7) Aniline	6.387	93	249012	2870.46	ng/ml	96
8) Bis(2-chloroethyl) ether	6.440	93	297917	3825.96	ng/ml	99
9) 2-Chlorophenol	6.504	128	275296	4070.56	ng/ml	94
10) 1,3-Dichlorobenzene	6.649	146	287179	3823.24	ng/ml	97
11) 1,4-Dichlorobenzene	6.718	146	272704	3808.28	ng/ml	97
12) Benzyl alcohol	6.836	108	184713	4060.15	ng/ml	92
13) 1,2-Dichlorobenzene	6.868	146	259626	3709.35	ng/ml	98
14) 2-Methylphenol	6.937	107	213032	3979.25	ng/ml	99
15) 2,2'-Oxybis(1-Chloropr...	6.959	45	331551	3048.03	ng/ml	92
16) N-Nitrosodi-n-propylamine	7.093	70	197390	3578.37	ng/ml	93
17) 3+4-Methylphenol	7.087	107	268146	3972.46	ng/ml	99
18) Hexachloroethane	7.200	201	89376	4058.84	ng/ml	87
20) Nitrobenzene	7.258	77	262312	3530.24	ng/ml	93
22) Isophorone	7.494	82	573921	4110.00	ng/ml	94
23) 2-Nitrophenol	7.574	139	153577	4204.01	ng/ml	96
24) 2,4-Dimethylphenol	7.611	122	231859	4145.56	ng/ml	96
25) Bis(2-chloroethoxy) me...	7.697	93	317226	3814.03	ng/ml	98
26) Benzoic acid	7.783	105	329662	8705.24	ng/ml	97
27) 2,4-Dichlorophenol	7.815	162	210069	4356.34	ng/ml	99
28) 1,2,4-Trichlorobenzene	7.895	180	222596	3770.73	ng/ml	98
29) Naphthalene	7.975	128	687088	3663.80	ng/ml	97
30) 4-Chloroaniline	8.045	127	170567	3366.84	ng/ml	95
31) Hexachlorobutadiene	8.098	225	118434	3988.23	ng/ml	99
32) 4-Chloro-3-methylphenol	8.505	107	257664	4420.43	ng/ml	96
33) 2-Methylnaphthalene	8.665	142	555825	4021.18	ng/ml	98
34) 1-Methylnaphthalene	8.767	142	506152	3859.27	ng/ml	98
36) Hexachlorocyclopentadiene	8.831	237	130554	4365.71	ng/ml	100
37) 2,4,6-Trichlorophenol	8.949	196	157742	4195.02	ng/ml	98
38) 2,4,5-Trichlorophenol	8.986	198	152327	4304.48	ng/ml	99
39) 1,1'-Biphenyl	9.136	154	599715	3497.29	ng/ml	98
41) 2-Chloronaphthalene	9.157	162	426263	3417.05	ng/ml	98
42) 2-Nitroaniline	9.259	138	175844	4302.84	ng/ml	93
43) 2,6-Dimethylnaphthalene	9.296	156	440208	3577.39	ng/ml	97

Quantitation Report (Not Reviewed)

Data Path : T:\data\2019-05\9E08056\
Data File : I05081926.D
Acq On : 9 May 2019 12:26 am
Operator : JK /AMS /DTH
Sample : 9E08056-CAL8
Misc : 1x, A19D060 BNA@4000
ALS Vial : 10 Sample Multiplier: 1
DataAcq Meth:SV9_AQUISITION.M

Quant Time: May 09 11:03:08 2019
Quant Method : T:\methods\SV9_050819.M
Quant Title : EPA 8270D: Semivolatile Organics
QLast Update : Thu May 09 11:01:22 2019
Response via : Initial Calibration
InstName : SV-GCMS9

Compound	R.T.	QIon	Response	Conc	Units	Dev(Min)
44) 1,4-Dinitrobenzene	9.387	168	89593	4300.59	ng/ml	80
45) Dimethyl phthalate	9.441	163	526270	3716.92	ng/ml	97
46) 1,3-Dinitrobenzene	9.473	168	97308	4463.09	ng/ml	90
47) 2,6-Dinitrotoluene	9.499	165	131486	4262.28	ng/ml	83
48) 1,2-Dinitrobenzene	9.564	168	65816	4224.70	ng/ml	80
49) Acenaphthylene	9.580	152	694303	3505.74	ng/ml	97
50) 3-Nitroaniline	9.676	138	82018	4212.09	ng/ml	94
51) Acenaphthene	9.756	153	449192	3605.68	ng/ml	99
52) 2,4-Dinitrophenol	9.778	184	66685	5006.82	ng/ml	88
53) 4-Nitrophenol	9.847	139	110480	4293.76	ng/ml	87
54) 2,4-Dinitrotoluene	9.911	165	174398	4193.29	ng/ml	85
55) Dibenzofuran	9.927	168	609207	3552.47	ng/ml	98
56) 2,3,5,6-Tetrachlorophenol	10.013	232	128540	4189.58	ng/ml	90
57) 2,3,4,6-Tetrachlorophenol	10.056	232	131983	4411.97	ng/ml	91
58) Diethyl phthalate	10.147	149	430062	3245.01	ng/ml	95
59) 2,3,5-Trimethylnaphtha...	10.141	170	377414	3317.49	ng/ml	98
60) Fluorene	10.280	166	463326	3318.07	ng/ml	99
61) 4-Chlorophenyl phenyl ...	10.270	204	239379	3650.38	ng/ml	89
62) 4-Nitroaniline	10.302	138	119176	3935.66	ng/ml	94
63) 4,6-Dinitro-2-methylph...	10.329	198	87463	4765.28	ng/ml	78
65) N-Nitrosodiphenylamine	10.393	169	398485	3223.19	ng/ml	99
66) Azobenzene (1,2-DPH)	10.430	77	481159	3107.29	ng/ml	86
68) 4-Bromophenyl phenyl e...	10.767	248	164575	4021.31	ng/ml	86
69) Hexachlorobenzene	10.847	284	169055	3892.80	ng/ml	94
70) Pentachlorophenol (PCP)	11.040	266	103356	4679.02	ng/ml	97
71) Phenanthrene	11.254	178	712691	3394.59	ng/ml	98
72) Anthracene	11.307	178	710857	3508.25	ng/ml	98
73) Carbazole	11.462	167	666936	4706.84	ng/ml	99
74) Di-n-butyl phthalate	11.799	149	869303	3569.78	ng/ml	98
75) Fluoranthene	12.532	202	874011	3752.21	ng/ml	98
76) Benzidine	12.687	184	507935	7862.86	ng/ml	98
77) Pyrene	12.832	202	853568	3619.97	ng/ml	98
80) Butyl benzyl phthalate	13.853	149	466198	3979.59	ng/ml	91
81) Bis(2-ethylhexyl) adipate	14.024	129	395039	4119.09	ng/ml	97
82) 3,3-Dichlorobenzidine	15.009	252	140872	7405.50	ng/ml	95
83) Benz(a)anthracene	15.046	228	790890	3993.20	ng/ml	99
84) Chrysene	15.132	228	726806	3939.62	ng/ml	99
85) Bis(2-ethylhexyl) phth...	15.190	149	541901	4085.51	ng/ml	94
87) Di-n-octyl phthalate	16.859	149	1106017	3530.60	ng/ml	97
88) Benzo(b)fluoranthene	17.651	252	916793	3978.72	ng/ml	96
89) Benzo(k)fluoranthene	17.720	252	788525	3971.90	ng/ml	96
90) Benzo(b+k)fluoranthene	17.720	252	1749715	7921.59	ng/ml	96
91) Benzo(e)pyrene	18.303	252	863719	4210.62	ng/ml	99
92) Benzo(a)pyrene	18.426	252	770441	3963.51	ng/ml	97
93) Perylene	18.630	252	705720	3813.99	ng/ml	99
95) Indeno(1,2,3-cd)pyrene	20.962	276	792468	3886.05	ng/ml	95
96) Dibenz(a,h)anthracene	21.020	278	675316	3935.31	ng/ml	96
97) Benzo(g,h,i)perylene	21.496	276	777615	4070.47	ng/ml	93

(#) = qualifier out of range (m) = manual integration (+) = signals summed

Quantitation Report (Not Reviewed)

Data Path : T:\data\2019-05\9E08056\
Data File : I05081926.D
Acq On : 9 May 2019 12:26 am
Operator : JK /AMS /DTH
Sample : 9E08056-CAL8
Misc : 1x, A19D060 BNA@4000
ALS Vial : 10 Sample Multiplier: 1
DataAcq Meth:SV9_AQUISITION.M

Quant Time: May 09 11:03:08 2019
Quant Method : T:\methods\SV9_050819.M
Quant Title : EPA 8270D: Semivolatile Organics
QLast Update : Thu May 09 11:01:22 2019
Response via : Initial Calibration
InstName : SV-GCMS9

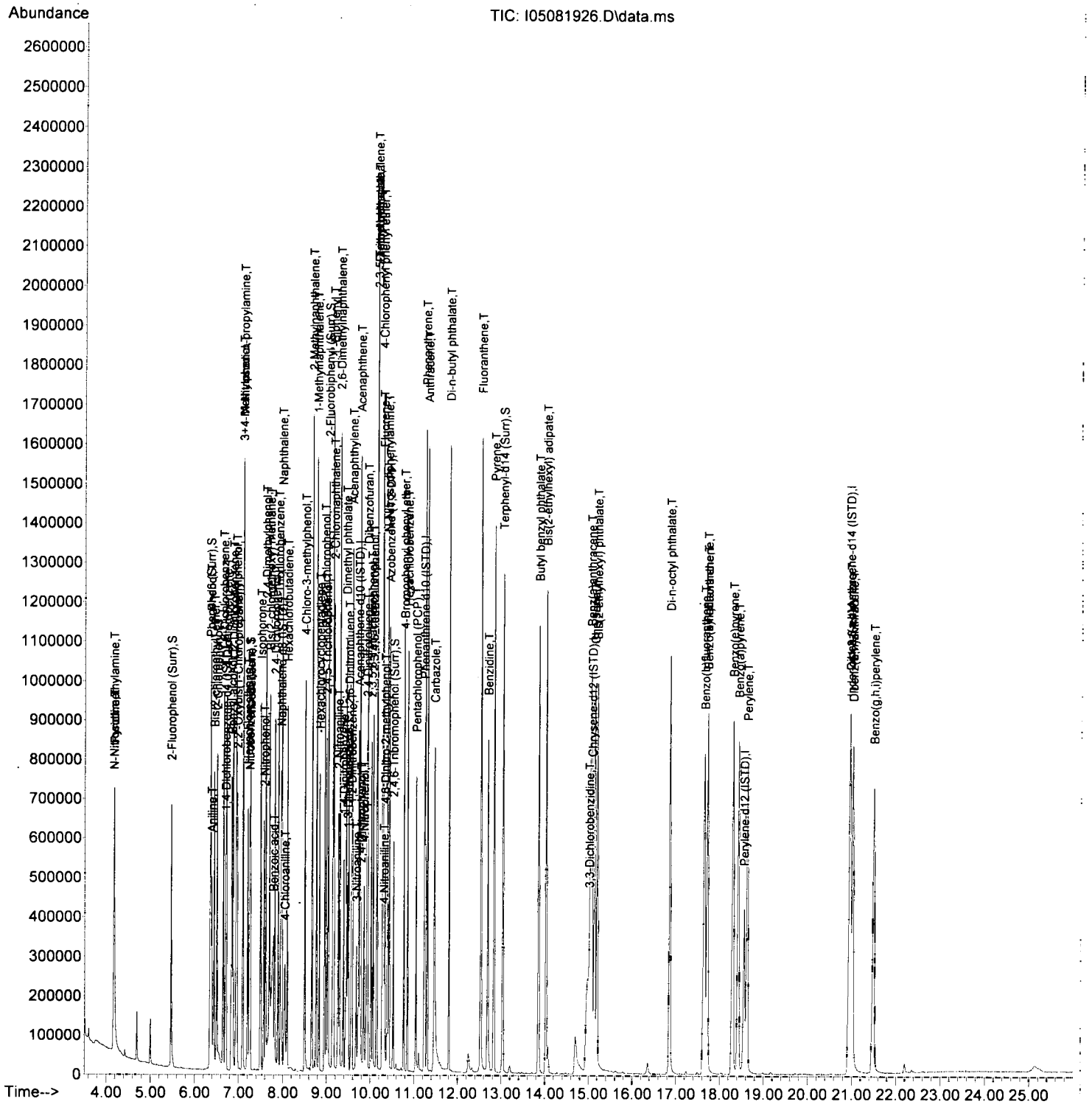

Quantitation Report (Not Reviewed)

Data Path : T:\data\2019-05\9E08056\
Data File : I05081927.D
Acq On : 9 May 2019 1:01 am
Operator : JK /AMS /DTH
Sample : 9E08056-CAL9
Misc : 1x, A19D061 BNA@6000
ALS Vial : 11 Sample Multiplier: 1
DataAcq Meth:SV9_AQUISITION.M

Quant Time: May 09 11:03:16 2019
Quant Method : T:\methods\SV9_050819.M
Quant Title : EPA 8270D: Semivolatile Organics
QLast Update : Thu May 09 11:01:22 2019
Response via : Initial Calibration
InstName : SV-GCMS9

JK 5/9/19

Compound	R.T.	QIon	Response	Conc	Units	Dev(Min)
Internal Standards						
1) 1,4-Dichlorobenzene-d4...	6.702	152	97132	2000.00	ng/ml	0.00
21) Naphthalene-d8 (ISTD)	7.954	136	383773	2000.00	ng/ml	0.00
35) Acenaphthene-d10 (ISTD)	9.724	162	200935	2000.00	ng/ml	0.00
64) Phenanthrene-d10 (ISTD)	11.232	188	408419	2000.00	ng/ml	0.01
78) Chrysene-d12 (ISTD)	15.083	240	325607	2000.00	ng/ml	0.03
86) Perylene-d12 (ISTD)	18.565	264	352282	2000.00	ng/ml	0.03
94) Dibenz(a,h)Anthrcene-d...	20.956	292	359354	2000.00	ng/ml	0.03
System Monitoring Compounds						
4) 2-Fluorophenol (Surr)	5.472	112	435036	6698.29	ng/ml	0.00
5) Phenol-d6 (Surr)	6.354	99	554225	6468.67	ng/ml	0.02
19) Nitrobenzene-d5 (Surr)	7.242	82	400998	5587.34	ng/ml	0.01
40) 2-Fluorobiphenyl (Surr)	9.034	172	698194	4761.29	ng/ml	0.01
67) 2,4,6-Tribromophenol (...	10.526	330	114295	6644.05	ng/ml	0.01
79) Terphenyl-d14 (Surr)	13.040	244	884802	5707.63	ng/ml	0.02
Target Compounds						Qvalue
2) N-Nitrosodimethylamine	4.172	74	300039	5849.36	ng/ml	98
3) Pyridine	4.178	79	496772	6198.63	ng/ml	98
6) Phenol	6.370	94	546989	5859.74	ng/ml	98
7) Aniline	6.392	93	406652	4767.74	ng/ml	97
8) Bis(2-chloroethyl) ether	6.445	93	395115	5160.94	ng/ml	96
9) 2-Chlorophenol	6.504	128	397555	5978.76	ng/ml	95
10) 1,3-Dichlorobenzene	6.649	146	414202	5608.54	ng/ml	97
11) 1,4-Dichlorobenzene	6.718	146	384033	5454.63	ng/ml	98
12) Benzyl alcohol	6.841	108	269444	5748.55	ng/ml	93
13) 1,2-Dichlorobenzene	6.868	146	366398	5324.29	ng/ml	99
14) 2-Methylphenol	6.943	107	301798	5733.66	ng/ml	99
15) 2,2'-Oxybis(1-Chloropr...	6.959	45	456599	4269.37	ng/ml	93
16) N-Nitrosodi-n-propylamine	7.103	70	270883	4994.60	ng/ml	92
17) 3+4-Methylphenol	7.098	107	373641	5629.91	ng/ml	97
18) Hexachloroethane	7.200	201	130625	6033.47	ng/ml	90
20) Nitrobenzene	7.264	77	371635	5087.01	ng/ml	92
22) Isophorone	7.504	82	838709	5918.77	ng/ml	94
23) 2-Nitrophenol	7.574	139	224039	6026.89	ng/ml	98
24) 2,4-Dimethylphenol	7.617	122	328729	5791.99	ng/ml	96
25) Bis(2-chloroethoxy) me...	7.702	93	444685	5268.64	ng/ml	96
26) Benzoic acid	~~7.617~~	~~105~~	~~12038~~	~~1146.75~~	~~ng/ml#~~	1
27) 2,4-Dichlorophenol	7.820	162	285851	5779.38	ng/ml	100
28) 1,2,4-Trichlorobenzene	7.895	180	308537	5150.47	ng/ml	100
29) Naphthalene	7.980	128	939298	4935.76	ng/ml	95
30) 4-Chloroaniline	8.045	127	243860	4743.50	ng/ml	95
31) Hexachlorobutadiene	8.103	225	164363	5454.30	ng/ml	99
32) 4-Chloro-3-methylphenol	8.505	107	368355	6047.98	ng/ml	97
33) 2-Methylnaphthalene	8.665	142	744774	5309.71	ng/ml	100
34) 1-Methylnaphthalene	8.767	142	691750	5197.62	ng/ml	100
36) Hexachlorocyclopentadiene	8.831	237	188663	6229.45	ng/ml	99
37) 2,4,6-Trichlorophenol	8.954	196	223754	5978.05	ng/ml	98
38) 2,4,5-Trichlorophenol	8.991	198	209851	6044.28	ng/ml	99
39) 1,1'-Biphenyl	9.136	154	789288	4647.84	ng/ml	97
41) 2-Chloronaphthalene	9.162	162	576153	4663.80	ng/ml	98
42) 2-Nitroaniline	9.264	138	257132	6353.49	ng/ml	91
43) 2,6-Dimethylnaphthalene	9.296	156	582020	4776.12	ng/ml	98

See MI

Quantitation Report (Not Reviewed)

Data Path : T:\data\2019-05\9E08056\
Data File : I05081927.D
Acq On : 9 May 2019 1:01 am
Operator : JK /AMS /DTH
Sample : 9E08056-CAL9
Misc : 1x, A19D061 BNA@6000
ALS Vial : 11 Sample Multiplier: 1
DataAcq Meth:SV9_AQUISITION.M

Quant Time: May 09 11:03:16 2019
Quant Method : T:\methods\SV9_050819.M
Quant Title : EPA 8270D: Semivolatile Organics
QLast Update : Thu May 09 11:01:22 2019
Response via : Initial Calibration
InstName : SV-GCMS9

Compound	R.T.	QIon	Response	Conc	Units	Dev(Min)
44) 1,4-Dinitrobenzene	9.392	168	132868	6167.00	ng/ml	80
45) Dimethyl phthalate	9.451	163	719060	5128.25	ng/ml	97
46) 1,3-Dinitrobenzene	9.483	168	139435	6457.85	ng/ml	92
47) 2,6-Dinitrotoluene	9.505	165	182024	5958.26	ng/ml	87
48) 1,2-Dinitrobenzene	9.574	168	89987	5832.75	ng/ml	85
49) Acenaphthylene	9.585	152	879320	4483.39	ng/ml	96
50) 3-Nitroaniline	9.681	138	118898	Below Cal		95
51) Acenaphthene	9.762	153	608926	4935.69	ng/ml	99
52) 2,4-Dinitrophenol	9.783	184	105311	6831.80	ng/ml	90
53) 4-Nitrophenol	9.852	139	165172	6138.35	ng/ml	91
54) 2,4-Dinitrotoluene	9.922	165	237610	5783.24	ng/ml	89
55) Dibenzofuran	9.933	168	796168	4688.12	ng/ml	100
56) 2,3,5,6-Tetrachlorophenol	10.018	232	183781	5808.43	ng/ml	88
57) 2,3,4,6-Tetrachlorophenol	10.061	232	183789	6207.71	ng/ml	91
58) Diethyl phthalate	10.157	149	560826	4273.09	ng/ml	93
59) 2,3,5-Trimethylnaphtha...	10.147	170	492303	4369.71	ng/ml	98
60) Fluorene	10.286	166	605832	4381.07	ng/ml	100
61) 4-Chlorophenyl phenyl ...	10.270	204	319658	4922.28	ng/ml	93
62) 4-Nitroaniline	10.307	138	166859	5564.25	ng/ml	94
63) 4,6-Dinitro-2-methylph...	10.339	198	129071	6438.23	ng/ml	77
65) N-Nitrosodiphenylamine	10.398	169	527740	4227.84	ng/ml	100
66) Azobenzene (1,2-DPH)	10.435	77	656969	4202.06	ng/ml	84
68) 4-Bromophenyl phenyl e...	10.767	248	229006	5542.11	ng/ml	91
69) Hexachlorobenzene	10.853	284	231353	5276.35	ng/ml	92
70) Pentachlorophenol (PCP)	11.045	266	153485	6449.00	ng/ml	97
71) Phenanthrene	11.259	178	956642	4512.95	ng/ml	96
72) Anthracene	11.313	178	942171	4605.35	ng/ml	96
73) Carbazole	11.462	167	822554	Below Cal		99
74) Di-n-butyl phthalate	11.799	149	1162762	4729.17	ng/ml	96
75) Fluoranthene	12.537	202	1152260	4899.43	ng/ml	98
76) Benzidine	12.698	184	835608	11543.22	ng/ml	98
77) Pyrene	12.837	202	1135183	4768.23	ng/ml	97
80) Butyl benzyl phthalate	13.859	149	660330	5691.70	ng/ml	92
81) Bis(2-ethylhexyl) adipate	14.030	129	550853	6104.32	ng/ml	97
82) 3,3-Dichlorobenzidine	~~15.019~~	~~252~~	~~133256~~	~~7443.98~~	~~ng/ml~~	98 See MI
83) Benz(a)anthracene	15.057	228	1056377	5668.45	ng/ml	98
84) Chrysene	15.148	228	987765	5690.22	ng/ml	97
85) Bis(2-ethylhexyl) phth...	15.196	149	749108	6002.20	ng/ml	94
87) Di-n-octyl phthalate	16.870	149	1544982	4650.93	ng/ml	98
88) Benzo(b)fluoranthene	17.667	252	1322262	5724.25	ng/ml	96
89) Benzo(k)fluoranthene	17.736	252	1035740	5629.61	ng/ml	96
90) Benzo(b+k)fluoranthene	17.736	252	2421312	11319.06	ng/ml	96
91) Benzo(e)pyrene	18.319	252	1199867	6001.03	ng/ml	99
92) Benzo(a)pyrene	18.448	252	1066798	5628.06	ng/ml	97
93) Perylene	18.651	252	989986	5489.03	ng/ml	99
95) Indeno(1,2,3-cd)pyrene	20.983	276	1164266	5722.54	ng/ml	95
96) Dibenz(a,h)anthracene	21.042	278	945959	5525.27	ng/ml	96
97) Benzo(g,h,i)perylene	21.518	276	1089470	5716.16	ng/ml	94

(#) = qualifier out of range (m) = manual integration (+) = signals summed

Quantitation Report (Qedit)

Data Path : T:\data\2019-05\9E08056\
Data File : I05081927.D
Acq On : 9 May 2019 1:01 am
Operator : JK /AMS /DTH
Sample : 9E08056-CAL9
Misc : 1x, A19D061 BNA@6000
ALS Vial : 11 Sample Multiplier: 1
DataAcq Meth:SV9_AQUISITION.M

Quant Time: May 09 11:03:16 2019
Quant Method : T:\methods\SV9_050819.M
Quant Title : EPA 8270D: Semivolatile Organics
QLast Update : Thu May 09 11:01:22 2019
Response via : Initial Calibration
InstName : SV-GCMS9

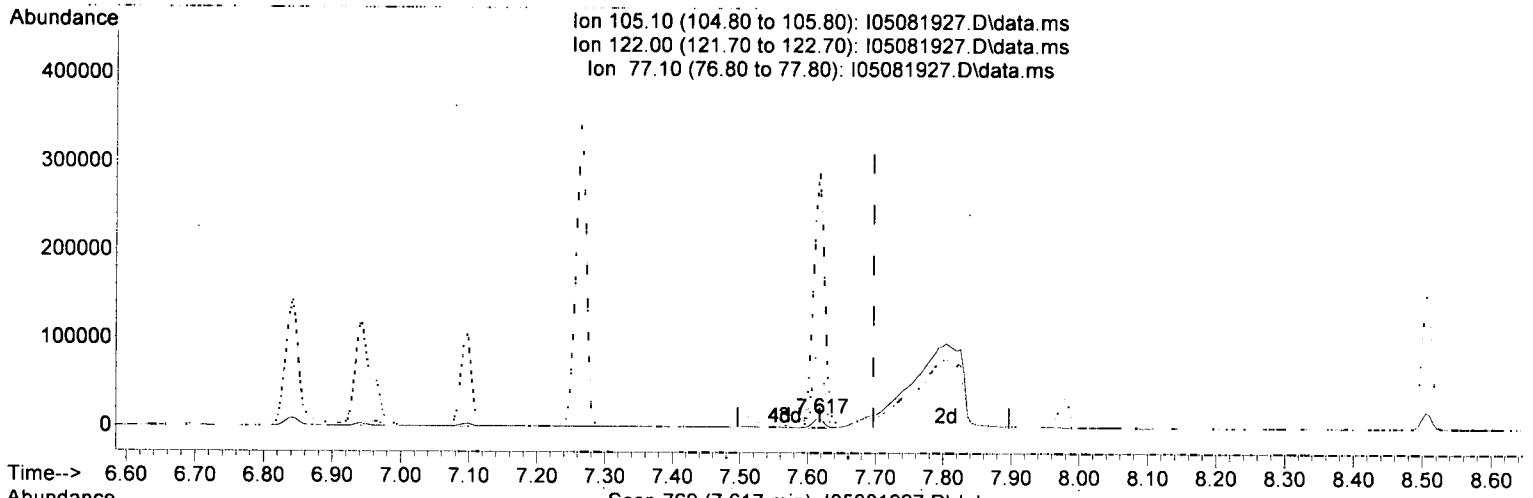

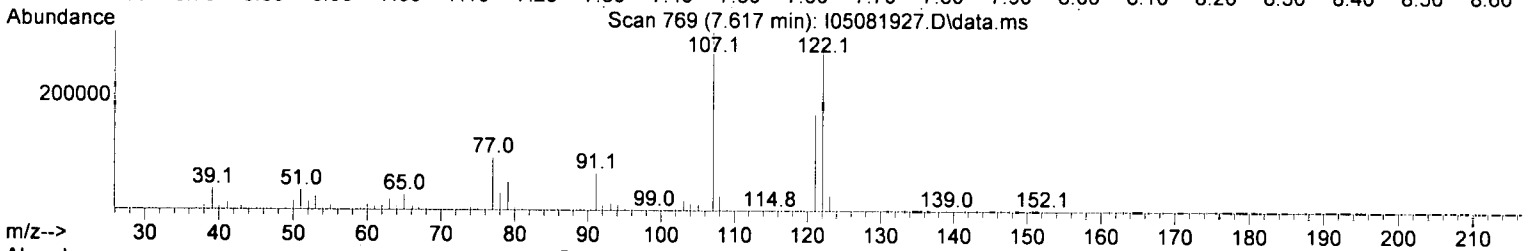

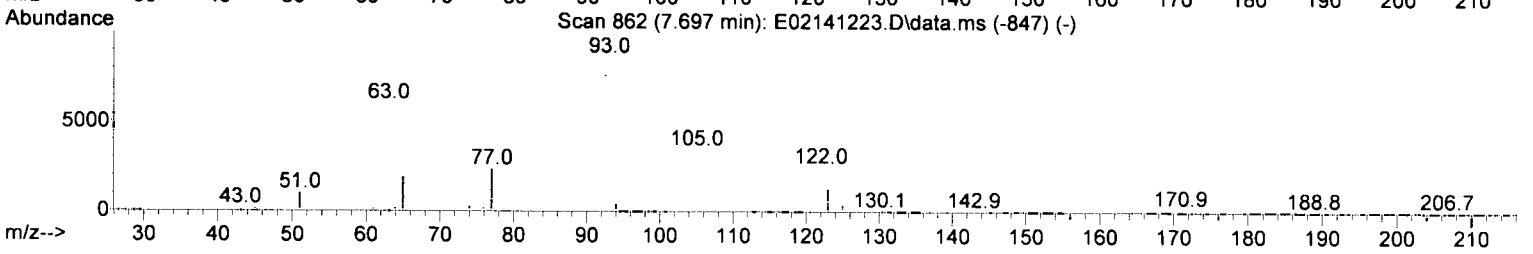

TIC: I05081927.D\data.ms

(26) Benzoic acid (T)

7.617min (-0.080) 1146.75 ng/ml

response 12038

Ion	Exp%	Act%
105.10	100.00	100.00
122.00	80.70	2757.81#
77.10	76.00	872.30#
0.00	0.00	0.00

Quantitation Report (Qedit)

Data Path : T:\data\2019-05\9E08056\
Data File : I05081927.D
Acq On : 9 May 2019 1:01 am
Operator : JK /AMS /DTH
Sample : 9E08056-CAL9
Misc : 1x, A19D061 BNA@6000
ALS Vial : 11 Sample Multiplier: 1
DataAcq Meth:SV9_AQUISITION.M

Quant Time: May 09 11:03:16 2019
Quant Method : T:\methods\SV9_050819.M
Quant Title : EPA 8270D: Semivolatile Organics
QLast Update : Thu May 09 11:01:22 2019
Response via : Initial Calibration
InstName : SV-GCMS9

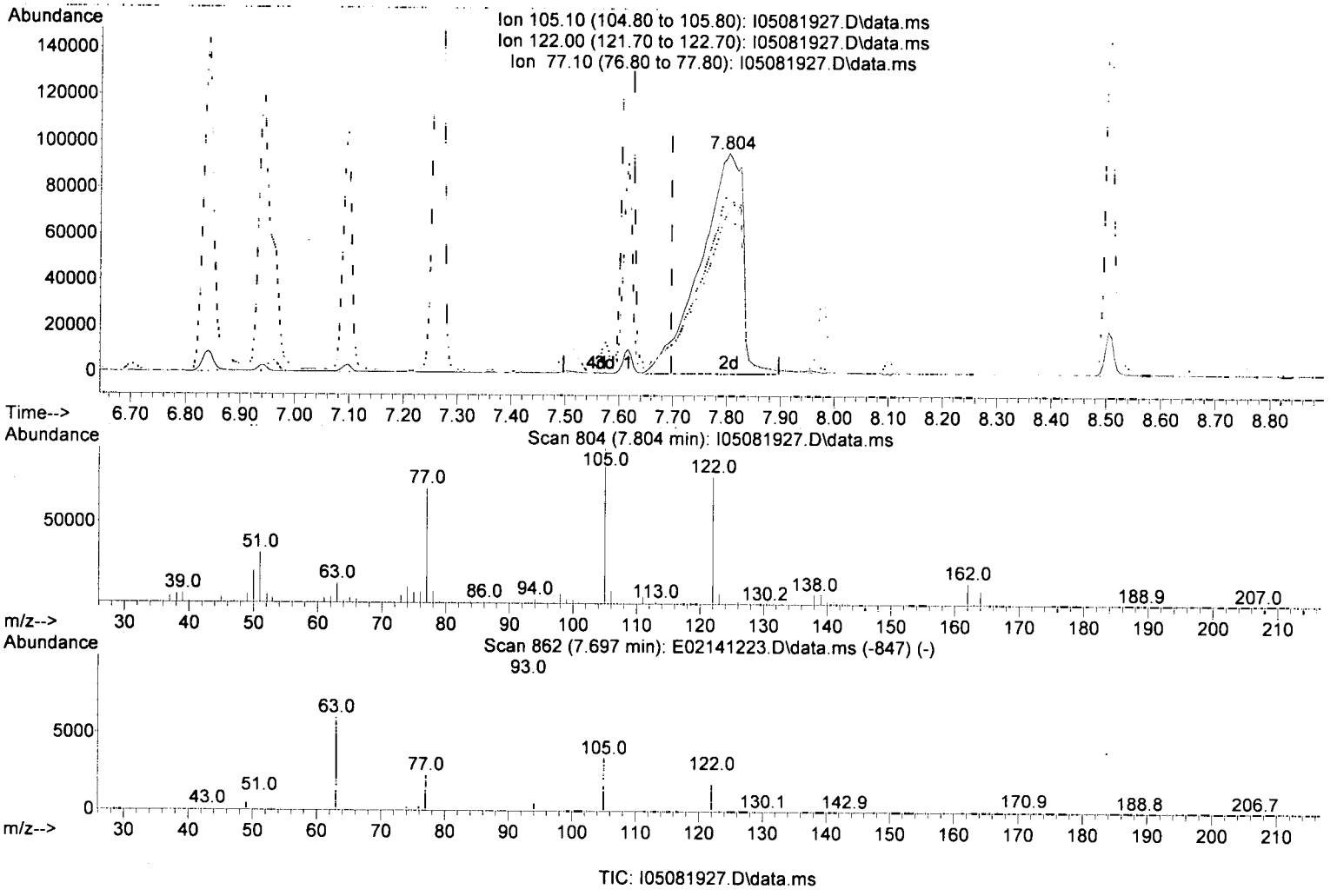

TIC: I05081927.D\data.ms

(26) Benzoic acid (T)

7.804min (+ 0.107) 12091.52 ng/ml (m)

response 520098

Ion	Exp%	Act%
105.10	100.00	100.00
122.00	80.70	82.17
77.10	76.00	74.36
0.00	0.00	0.00

JK 5/9/19

Quantitation Report (Qedit)

Data Path : T:\data\2019-05\9E08056\
Data File : I05081927.D
Acq On : 9 May 2019 1:01 am
Operator : JK /AMS /DTH
Sample : 9E08056-CAL9
Misc : 1x, A19D061 BNA@6000
ALS Vial : 11 Sample Multiplier: 1
DataAcq Meth:SV9_AQUISITION.M

Quant Time: May 09 11:03:16 2019
Quant Method : T:\methods\SV9_050819.M
Quant Title : EPA 8270D: Semivolatile Organics
QLast Update : Thu May 09 11:01:22 2019
Response via : Initial Calibration
InstName : SV-GCMS9

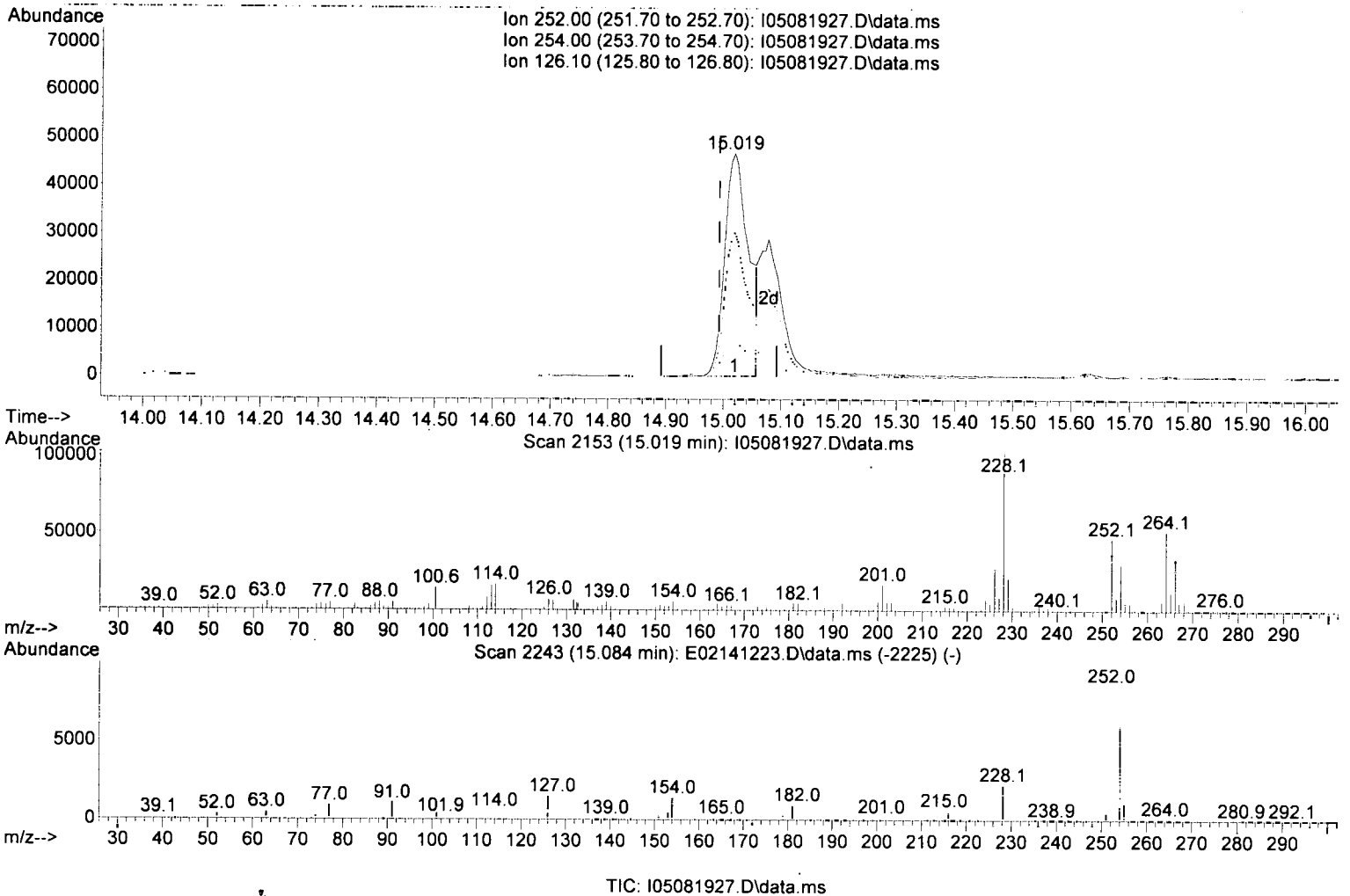

TIC: I05081927.D\data.ms

(82) 3,3-Dichlorobenzidine (T)

15.019min (+ 0.027) 7443.98 ng/ml

response 133256

Ion	Exp%	Act%
252.00	100.00	100.00
254.00	66.10	64.54
126.10	16.90	15.63
0.00	0.00	0.00

Quantitation Report (Qedit)

Data Path : T:\data\2019-05\9E08056\
Data File : I05081927.D
Acq On : 9 May 2019 1:01 am
Operator : JK /AMS /DTH
Sample : 9E08056-CAL9
Misc : 1x, A19D061 BNA@6000
ALS Vial : 11 Sample Multiplier: 1
DataAcq Meth:SV9_AQUISITION.M

Quant Time: May 09 11:03:16 2019
Quant Method : T:\methods\SV9_050819.M
Quant Title : EPA 8270D: Semivolatile Organics
QLast Update : Thu May 09 11:01:22 2019
Response via : Initial Calibration
InstName : SV-GCMS9

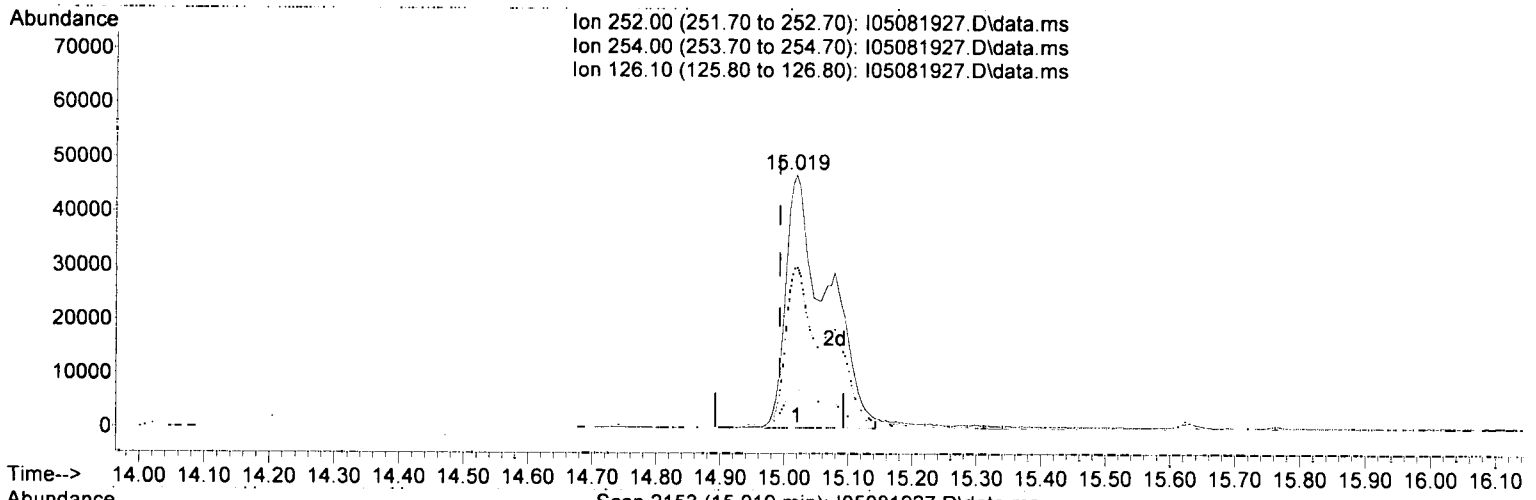



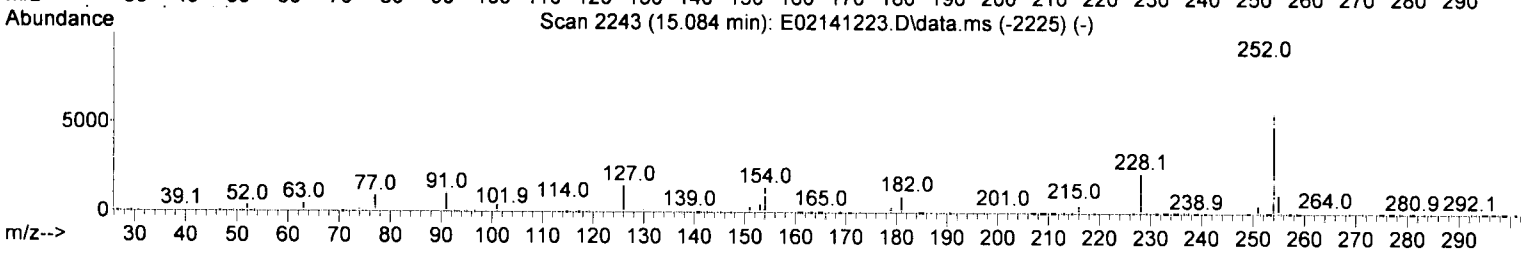

TIC: I05081927.D\data.ms

(82) 3,3-Dichlorobenzidine (T)

15.019min (+ 0.027) 11468.11 ng/ml m 5/9/19

response 210131

Ion	Exp%	Act%
252.00	100.00	100.00
254.00	66.10	64.54
126.10	16.90	15.63
0.00	0.00	0.00

Quantitation Report (Not Reviewed)

Data Path : T:\data\2019-05\9E08056\
Data File : I05081927.D
Acq On : 9 May 2019 1:01 am
Operator : JK /AMS /DTH
Sample : 9E08056-CAL9
Misc : 1x, A19D061 BNA@6000
ALS Vial : 11 Sample Multiplier: 1
DataAcq Meth:SV9_AQUISITION.M

Quant Time: May 09 11:03:16 2019
Quant Method : T:\methods\SV9_050819.M
Quant Title : EPA 8270D: Semivolatile Organics
QLast Update : Thu May 09 11:01:22 2019
Response via : Initial Calibration
InstName : SV-GCMS9

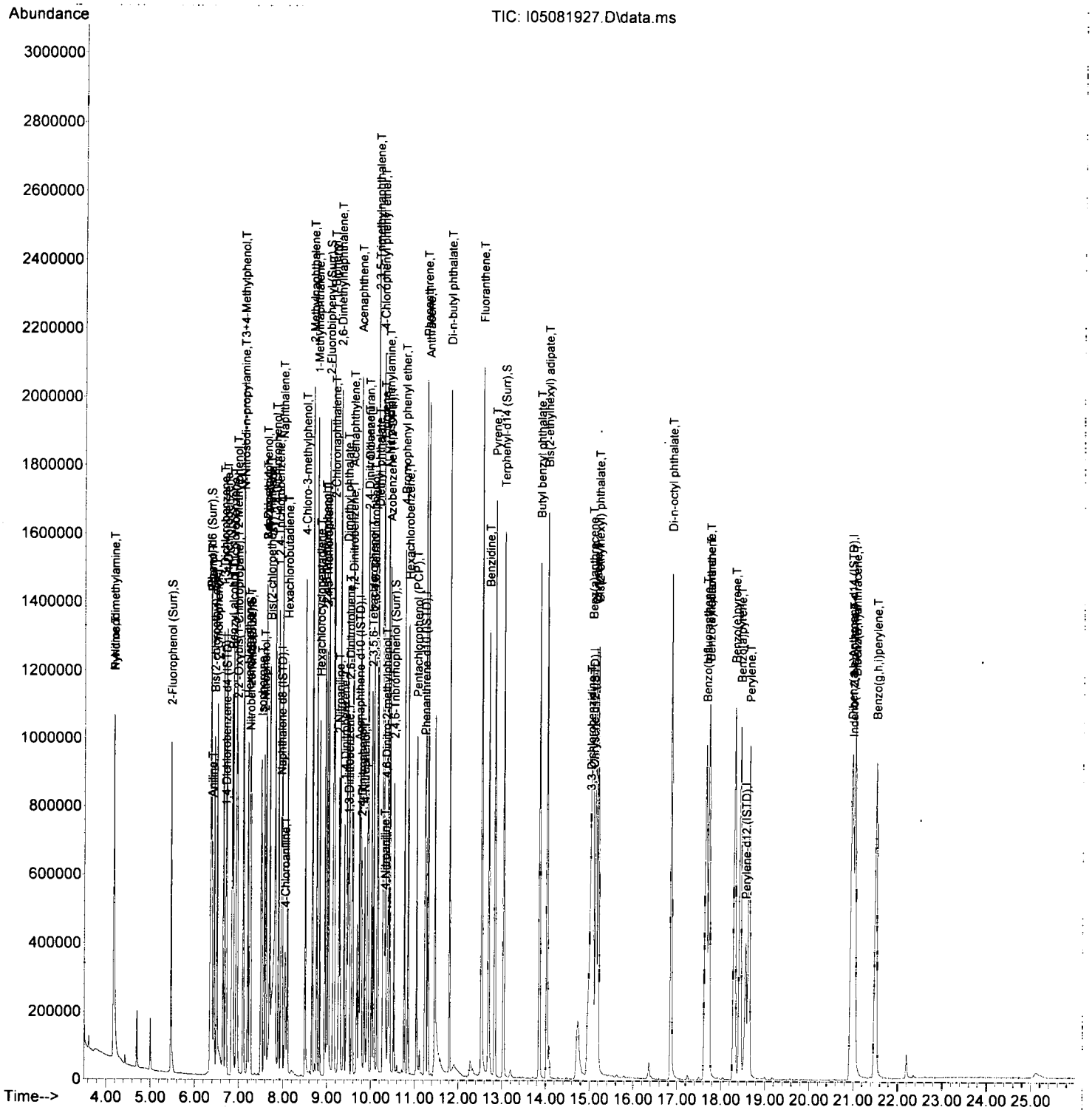

Quantitation Report (Not Reviewed)

Data Path : T:\data\2019-05\9E08056\
Data File : I05081928.D
Acq On : 9 May 2019 1:37 am
Operator : JK /AMS /DTH
Sample : 9E08056-CALA
Misc : 1x, A19D062 BNA@8000
ALS Vial : 12 Sample Multiplier: 1
DataAcq Meth:SV9_AQUISITION.M

Quant Time: May 09 11:03:23 2019
Quant Method : T:\methods\SV9_050819.M
Quant Title : EPA 8270D: Semivolatile Organics
QLast Update : Thu May 09 11:01:22 2019
Response via : Initial Calibration
InstName : SV-GCMS9

JK 5/9/19

Compound	R.T.	QIon	Response	Conc	Units	Dev(Min)
Internal Standards						
1) 1,4-Dichlorobenzene-d4...	6.697	152	95689	2000.00	ng/ml	0.00
21) Naphthalene-d8 (ISTD)	7.954	136	368532	2000.00	ng/ml	0.00
35) Acenaphthene-d10 (ISTD)	9.724	162	194593	2000.00	ng/ml	0.00
64) Phenanthrene-d10 (ISTD)	11.232	188	396349	2000.00	ng/ml	0.01
78) Chrysene-d12 (ISTD)	15.089	240	305019	2000.00	ng/ml	0.03
86) Perylene-d12 (ISTD)	18.571	264	337687	2000.00	ng/ml	0.03
94) Dibenz(a,h)Anthrcene-d...	20.962	292	348077	2000.00	ng/ml	0.04
System Monitoring Compounds						
4) 2-Fluorophenol (Surr)	5.467	112	560056	8753.27	ng/ml	0.00
5) Phenol-d6 (Surr)	6.360	99	706999	8376.22	ng/ml	0.02
19) Nitrobenzene-d5 (Surr)	7.248	82	507577	7179.02	ng/ml	0.02
40) 2-Fluorobiphenyl (Surr)	9.034	172	835510	5883.40	ng/ml	0.01
67) 2,4,6-Tribromophenol (...	10.532	330	142560	8432.13	ng/ml	0.02
79) Terphenyl-d14 (Surr)	13.040	244	1074072	7396.22	ng/ml	0.02
Target Compounds						Qvalue
2) N-Nitrosodimethylamine	4.162	74	396249	7841.50	ng/ml	99
3) Pyridine	4.162	79	659225	8349.73	ng/ml	98
6) Phenol	6.376	94	672921	7317.52	ng/ml	90
7) Aniline	6.392	93	595081	7082.17	ng/ml	95
8) Bis(2-chloroethyl) ether	6.445	93	510517	6768.86	ng/ml	96
9) 2-Chlorophenol	6.504	128	503387	7684.51	ng/ml	95
10) 1,3-Dichlorobenzene	6.649	146	517626	7114.66	ng/ml	96
11) 1,4-Dichlorobenzene	6.718	146	480345	6925.49	ng/ml	97
12) Benzyl alcohol	6.847	108	337977	7070.03	ng/ml	93
13) 1,2-Dichlorobenzene	6.868	146	448803	6620.11	ng/ml	99
14) 2-Methylphenol	6.943	107	369236	7120.66	ng/ml	98
15) 2,2'-Oxybis(1-Chloropr...	6.959	45	549922	5219.51	ng/ml	90
16) N-Nitrosodi-n-propylamine	7.109	70	339637	6356.74	ng/ml	94
17) 3+4-Methylphenol	7.098	107	458606	7014.35	ng/ml	100
18) Hexachloroethane	7.200	201	161926	7592.02	ng/ml	89
20) Nitrobenzene	7.269	77	462505	6426.32	ng/ml	89
22) Isophorone	7.510	82	1078748	7927.56	ng/ml	93
23) 2-Nitrophenol	7.574	139	283482	7925.73	ng/ml	97
24) 2,4-Dimethylphenol	7.622	122	412108	7561.36	ng/ml	97
25) Bis(2-chloroethoxy) me...	7.702	93	553975	6834.95	ng/ml	96
26) Benzoic acid	~~7.622~~	~~105~~	~~15549~~	1267.44	ng/ml#	1
27) 2,4-Dichlorophenol	7.825	162	358983	7465.88	ng/ml	99
28) 1,2,4-Trichlorobenzene	7.900	180	375837	6533.38	ng/ml	99
29) Naphthalene	7.980	128	1132611	6197.70	ng/ml	94
30) 4-Chloroaniline	8.039	127	398347	8068.99	ng/ml	95
31) Hexachlorobutadiene	8.103	225	199760	6903.08	ng/ml	99
32) 4-Chloro-3-methylphenol	8.510	107	462055	7683.16	ng/ml	96
33) 2-Methylnaphthalene	8.670	142	907754	6739.28	ng/ml	99
34) 1-Methylnaphthalene	8.772	142	826000	6463.00	ng/ml	99
36) Hexachlorocyclopentadiene	8.831	237	228123	7653.38	ng/ml	97
37) 2,4,6-Trichlorophenol	8.954	196	275262	7566.36	ng/ml	97
38) 2,4,5-Trichlorophenol	8.997	198	259729	7806.13	ng/ml	98
39) 1,1'-Biphenyl	9.141	154	939145	5710.53	ng/ml	94
41) 2-Chloronaphthalene	9.162	162	683312	5711.49	ng/ml	97
42) 2-Nitroaniline	9.269	138	330555	8433.89	ng/ml	91
43) 2,6-Dimethylnaphthalene	9.302	156	693134	5873.31	ng/ml	97

See ML

Quantitation Report (Not Reviewed)

Data Path : T:\data\2019-05\9E08056\
Data File : I05081928.D
Acq On : 9 May 2019 1:37 am
Operator : JK /AMS /DTH
Sample : 9E08056-CALA
Misc : 1x, A19D062 BNA@8000
ALS Vial : 12 Sample Multiplier: 1
DataAcq Meth:SV9_AQUISITION.M

Quant Time: May 09 11:03:23 2019
Quant Method : T:\methods\SV9_050819.M
Quant Title : EPA 8270D: Semivolatile Organics
QLast Update : Thu May 09 11:01:22 2019
Response via : Initial Calibration
InstName : SV-GCMS9

Compound	R.T.	QIon	Response	Conc Units	Dev(Min)
44) 1,4-Dinitrobenzene	9.398	168	171694	7925.07 ng/ml	81
45) Dimethyl phthalate	9.462	163	895747	6596.56 ng/ml	97
46) 1,3-Dinitrobenzene	9.489	168	173847	8314.03 ng/ml	95
47) 2,6-Dinitrotoluene	9.510	165	222349	7515.44 ng/ml	89
48) 1,2-Dinitrobenzene	9.580	168	107372	7186.42 ng/ml	96
49) Acenaphthylene	9.585	152	984732	5184.49 ng/ml	96
50) 3-Nitroaniline	9.692	138	173485	Below Cal	90
51) Acenaphthene	9.762	153	730149	6111.16 ng/ml	99
52) 2,4-Dinitrophenol	9.794	184	138854	8328.38 ng/ml	85
53) 4-Nitrophenol	9.863	139	212171	7786.41 ng/ml	91
54) 2,4-Dinitrotoluene	9.927	165	279820	7051.12 ng/ml	93
55) Dibenzofuran	9.938	168	933154	5673.82 ng/ml	97
56) 2,3,5,6-Tetrachlorophenol	10.018	232	227276	7182.34 ng/ml	91
57) 2,3,4,6-Tetrachlorophenol	10.066	232	226177	7900.84 ng/ml	90
58) Diethyl phthalate	10.163	149	666758	5245.78 ng/ml	93
59) 2,3,5-Trimethylnaphtha...	10.147	170	595050	5453.83 ng/ml	98
60) Fluorene	10.286	166	722035	5391.56 ng/ml	100
61) 4-Chlorophenyl phenyl ...	10.275	204	378804	6023.15 ng/ml	92
62) 4-Nitroaniline	10.318	138	203360	7002.47 ng/ml	94
63) 4,6-Dinitro-2-methylph...	10.345	198	165731	7900.50 ng/ml	79
65) N-Nitrosodiphenylamine	10.398	169	645120	5325.58 ng/ml	100
66) Azobenzene (1,2-DPH)	10.435	77	801688	5283.85 ng/ml	86
68) 4-Bromophenyl phenyl e...	10.772	248	278562	6946.70 ng/ml	90
69) Hexachlorobenzene	10.853	284	281208	6608.67 ng/ml	93
70) Pentachlorophenol (PCP)	11.045	266	193595	7963.68 ng/ml	97
71) Phenanthrene	11.259	178	1153195	5605.85 ng/ml	96
72) Anthracene	11.313	178	1111218	5597.06 ng/ml	95
73) Carbazole	11.462	167	892838	Below Cal	100
74) Di-n-butyl phthalate	11.799	149	1386560	5811.14 ng/ml	95
75) Fluoranthene	12.543	202	1406107	6160.86 ng/ml	98
76) Benzidine	12.703	184	1165482	15132.51 ng/ml	98
77) Pyrene	12.842	202	1376701	5958.81 ng/ml	96
80) Butyl benzyl phthalate	13.864	149	830873	7307.82 ng/ml	92
81) Bis(2-ethylhexyl) adipate	14.030	129	686647	8122.73 ng/ml	96
82) 3,3-Dichlorobenzidine	15.025	252	162347	9581.85 ng/ml	98
83) Benz(a)anthracene	15.062	228	1276068	7309.47 ng/ml	98
84) Chrysene	15.158	228	1196829	7359.94 ng/ml	97
85) Bis(2-ethylhexyl) phth...	15.201	149	911551	7796.76 ng/ml	94
87) Di-n-octyl phthalate	16.875	149	1949268	5698.09 ng/ml	98
88) Benzo(b)fluoranthene	17.672	252	1745814	7653.17 ng/ml	96
89) Benzo(k)fluoranthene	17.747	252	1092068	6332.06 ng/ml	97
90) Benzo(b+k)fluoranthene	17.747	252	2997124	14716.03 ng/ml	97
91) Benzo(e)pyrene	18.335	252	1487060	7758.85 ng/ml	98
92) Benzo(a)pyrene	18.464	252	1307681	7196.72 ng/ml	97
93) Perylene	18.662	252	1226461	7094.08 ng/ml	99
95) Indeno(1,2,3-cd)pyrene	20.999	276	1508870	7656.59 ng/ml	98
96) Dibenz(a,h)anthracene	21.058	278	1170463	7058.07 ng/ml	94
97) Benzo(g,h,i)perylene	21.534	276	1353653	7332.36 ng/ml	94

See NI

See NI

(#) = qualifier out of range (m) = manual integration (+) = signals summed

Quantitation Report (Qedit)

Data Path : T:\data\2019-05\9E08056\
Data File : I05081928.D
Acq On : 9 May 2019 1:37 am
Operator : JK /AMS /DTH
Sample : 9E08056-CALA
Misc : 1x, A19D062 BNA@8000
ALS Vial : 12 Sample Multiplier: 1
DataAcq Meth:SV9_AQUISITION.M

Quant Time: May 09 11:03:23 2019
Quant Method : T:\methods\SV9_050819.M
Quant Title : EPA 8270D: Semivolatile Organics
QLast Update : Thu May 09 11:01:22 2019
Response via : Initial Calibration
InstName : SV-GCMS9

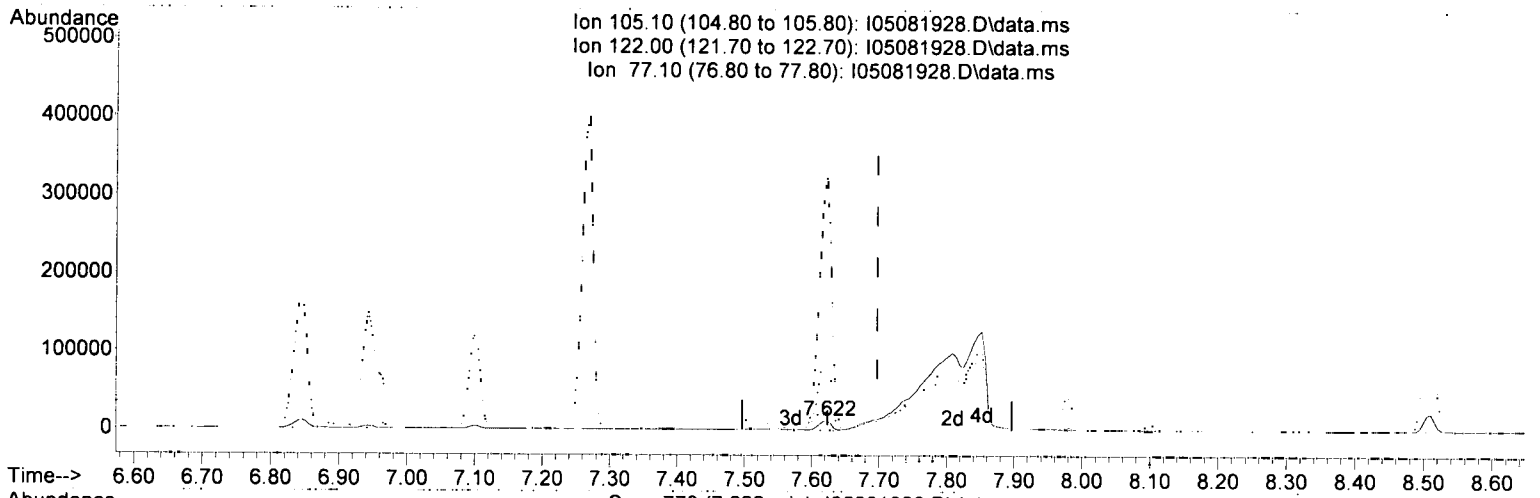

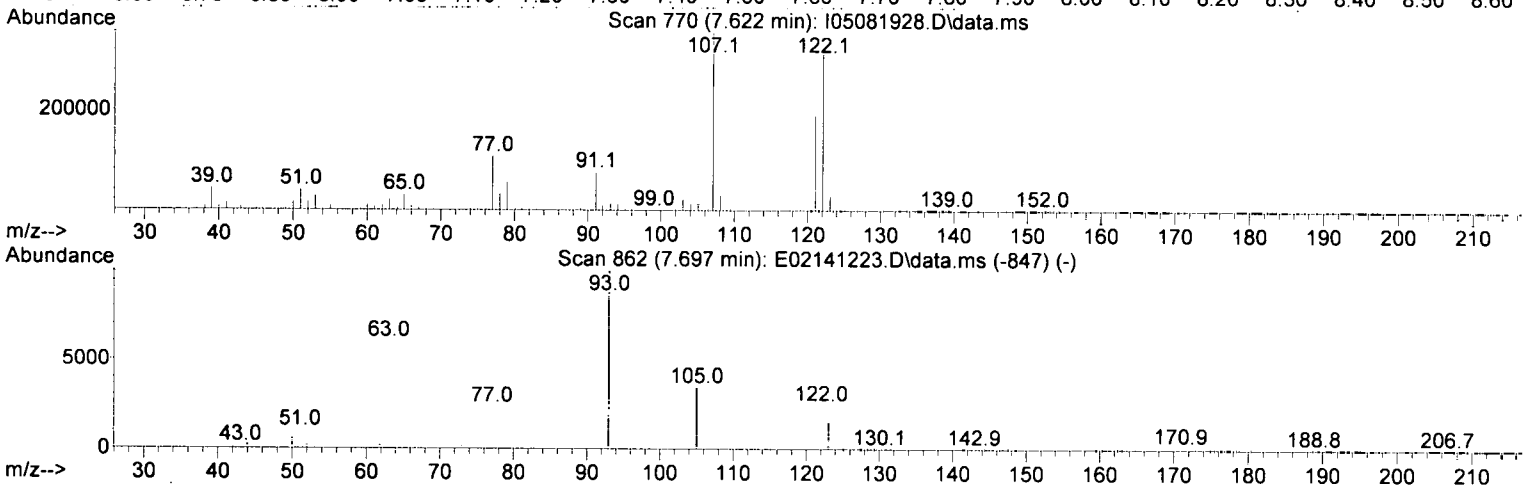

TIC: I05081928.D\data.ms

(26) Benzoic acid (T)

7.622min (-0.075) 1267.44 ng/ml

response 15549

Ion	Exp%	Act%
105.10	100.00	100.00
122.00	80.70	2689.53#
77.10	76.00	883.46#
0.00	0.00	0.00

Quantitation Report (Qedit)

Data Path : T:\data\2019-05\9E08056\
Data File : I05081928.D
Acq On : 9 May 2019 1:37 am
Operator : JK /AMS /DTH
Sample : 9E08056-CALA
Misc : 1x, A19D062 BNA@8000
ALS Vial : 12 Sample Multiplier: 1
DataAcq Meth:SV9_AQUISITION.M

Quant Time: May 09 11:03:23 2019
Quant Method : T:\methods\SV9_050819.M
Quant Title : EPA 8270D: Semivolatile Organics
QLast Update : Thu May 09 11:01:22 2019
Response via : Initial Calibration
InstName : SV-GCMS9

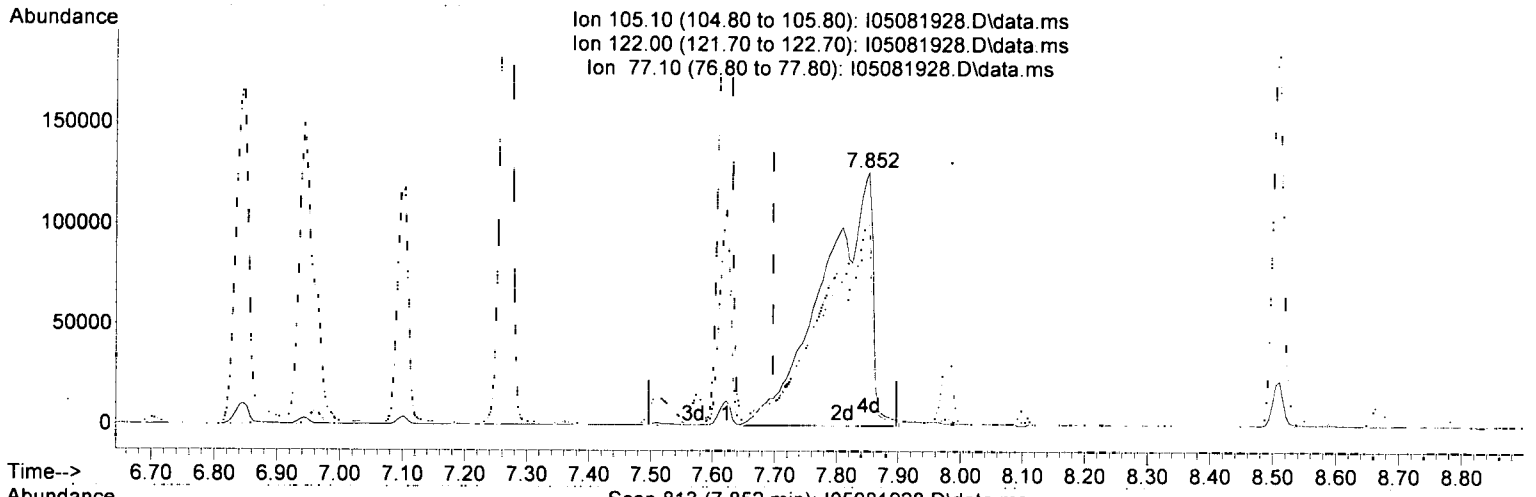

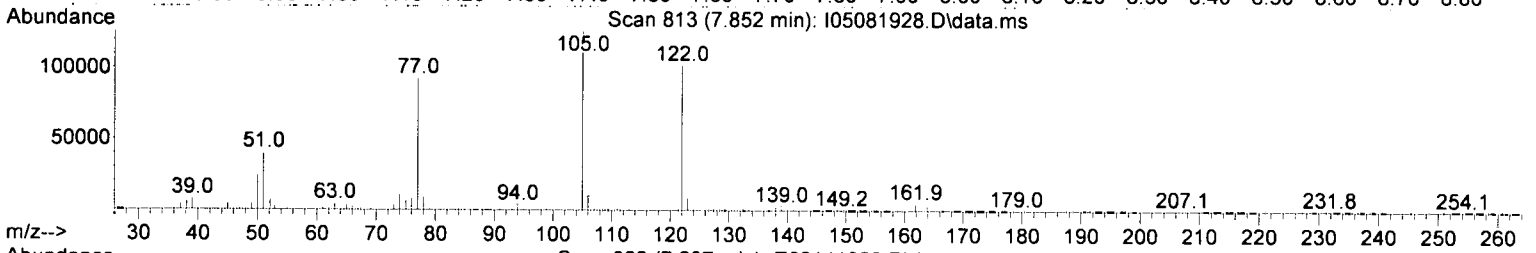

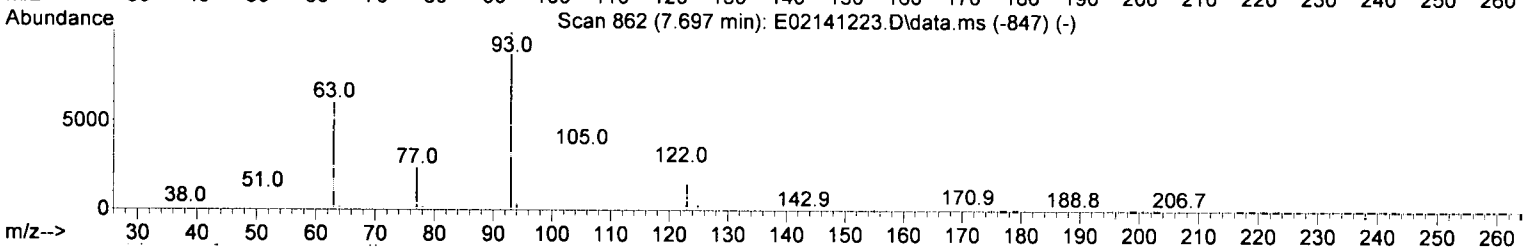

TIC: I05081928.D\data.ms

(26) Benzoic acid (T)

7.852min (+ 0.155) 15436.52 ng/ml (m)

5/9/19

response 699436

Ion	Exp%	Act%
105.10	100.00	100.00
122.00	80.70	80.97
77.10	76.00	73.43
0.00	0.00	0.00

Quantitation Report (Qedit)

Data Path : T:\data\2019-05\9E08056\
Data File : I05081928.D
Acq On : 9 May 2019 1:37 am
Operator : JK /AMS /DTH
Sample : 9E08056-CALA
Misc : 1x, A19D062 BNA@8000
ALS Vial : 12 Sample Multiplier: 1
DataAcq Meth:SV9_AQUISITION.M

Quant Time: May 09 11:03:23 2019
Quant Method : T:\methods\SV9_050819.M
Quant Title : EPA 8270D: Semivolatile Organics
QLast Update : Thu May 09 11:01:22 2019
Response via : Initial Calibration
InstName : SV-GCMS9

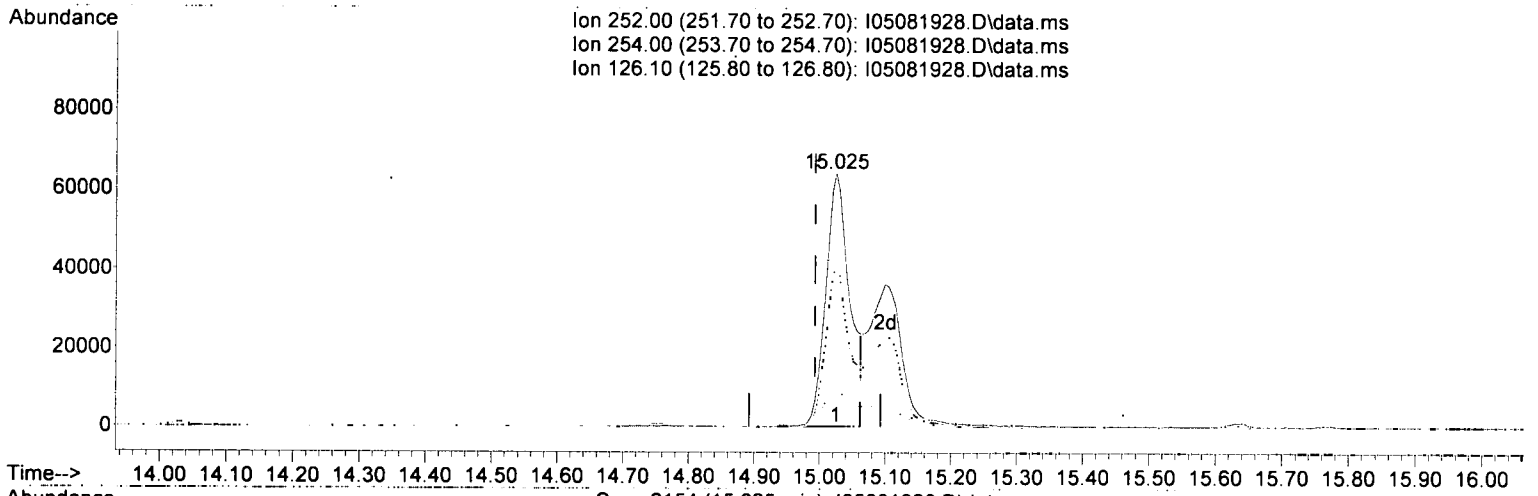



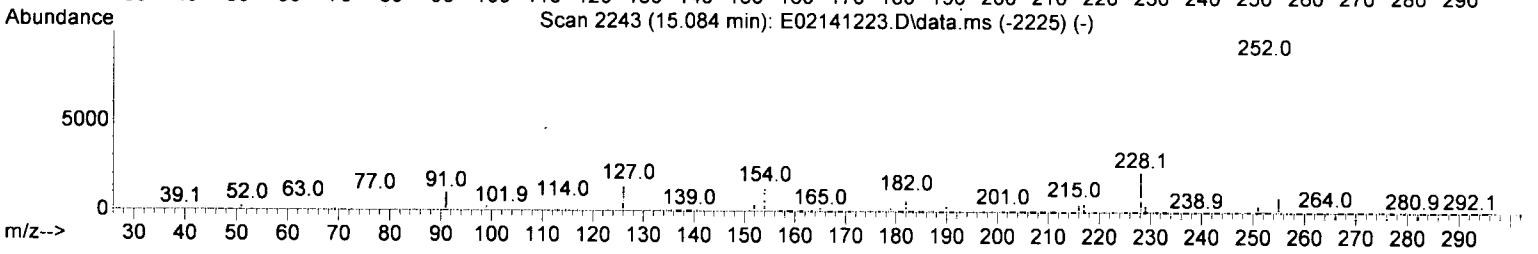

TIC: I05081928.D\data.ms

(82) 3,3-Dichlorobenzidine (T)

15.025min (+ 0.032) 9581.85 ng/ml

response 162347

Ion	Exp%	Act%
252.00	100.00	100.00
254.00	66.10	64.49
126.10	16.90	15.19
0.00	0.00	0.00

Quantitation Report (Qedit)

Data Path : T:\data\2019-05\9E08056\
Data File : I05081928.D
Acq On : 9 May 2019 1:37 am
Operator : JK /AMS /DTH
Sample : 9E08056-CALA
Misc : 1x, A19D062 BNA@8000
ALS Vial : 12 Sample Multiplier: 1
DataAcq Meth:SV9_AQUISITION.M

Quant Time: May 09 11:03:23 2019
Quant Method : T:\methods\SV9_050819.M
Quant Title : EPA 8270D: Semivolatile Organics
QLast Update : Thu May 09 11:01:22 2019
Response via : Initial Calibration
InstName : SV-GCMS9

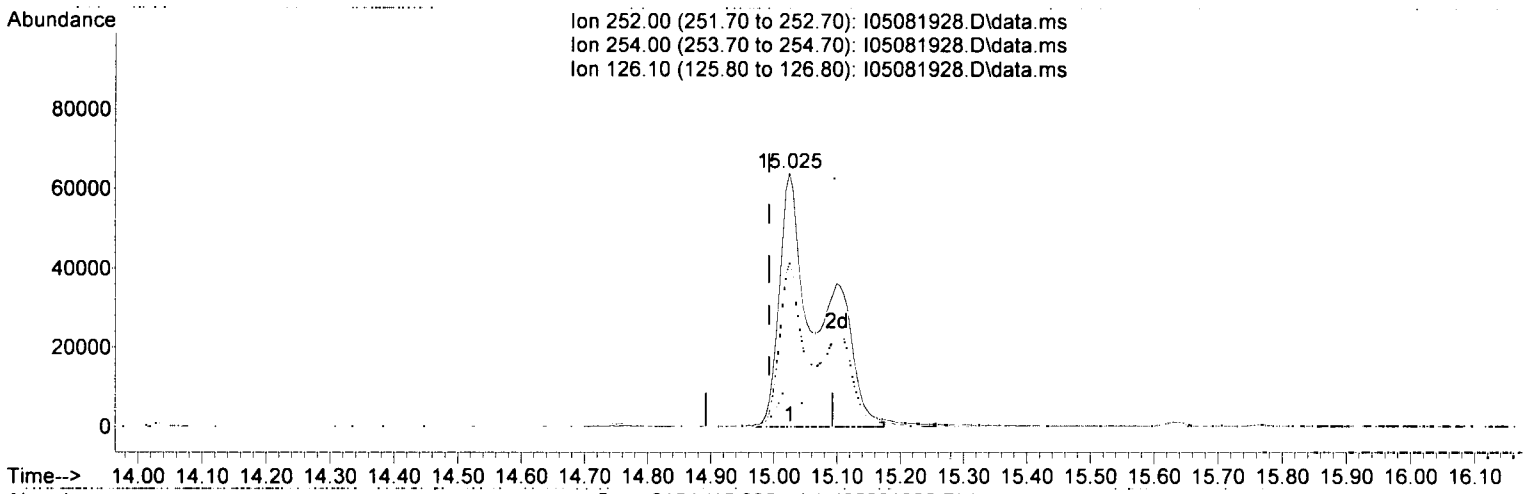



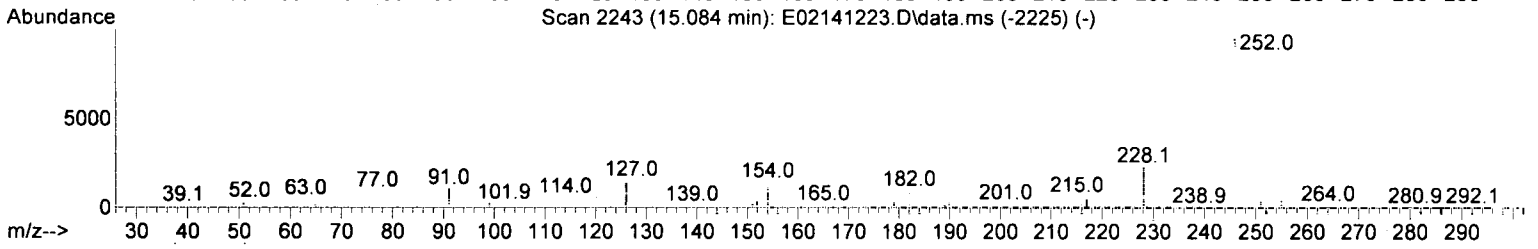

TIC: I05081928.D\data.ms

(82) 3,3-Dichlorobenzidine (T)

15.025min (+ 0.032) 16113.65 ng/ml m

5/9/19

response 287387

Ion	Exp%	Act%
252.00	100.00	100.00
254.00	66.10	64.49
126.10	16.90	15.19
0.00	0.00	0.00

Quantitation Report (Qedit)

Data Path : T:\data\2019-05\9E08056\
Data File : I05081928.D
Acq On : 9 May 2019 1:37 am
Operator : JK /AMS /DTH
Sample : 9E08056-CALA
Misc : 1x, A19D062 BNA@8000
ALS Vial : 12 Sample Multiplier: 1
DataAcq Meth:SV9_AQUISITION.M

Quant Time: May 09 11:03:23 2019
Quant Method : T:\methods\SV9_050819.M
Quant Title : EPA 8270D: Semivolatile Organics
QLast Update : Thu May 09 11:01:22 2019
Response via : Initial Calibration
InstName : SV-GCMS9

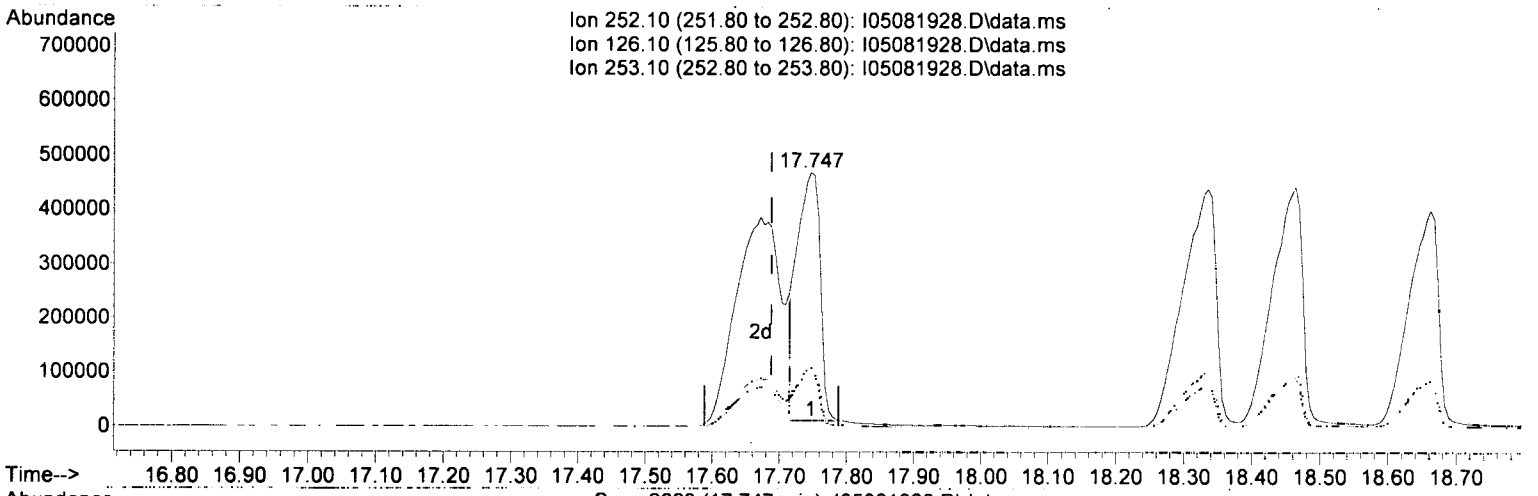





TIC: I05081928.D\data.ms

(89) Benzo(k)fluoranthene (T)

17.747min (+ 0.059) 6332.06 ng/ml

response 1092068

Ion	Exp%	Act%
252.10	100.00	100.00
126.10	23.30	21.87
253.10	21.70	23.14
0.00	0.00	0.00

Quantitation Report (Qedit)

Data Path : T:\data\2019-05\9E08056\
Data File : I05081928.D
Acq On : 9 May 2019 1:37 am
Operator : JK /AMS /DTH
Sample : 9E08056-CALA
Misc : 1x, A19D062 BNA@8000
ALS Vial : 12 Sample Multiplier: 1
DataAcq Meth:SV9_AQUISITION.M

Quant Time: May 09 11:03:23 2019
Quant Method : T:\methods\SV9_050819.M
Quant Title : EPA 8270D: Semivolatile Organics
QLast Update : Thu May 09 11:01:22 2019
Response via : Initial Calibration
InstName : SV-GCMS9

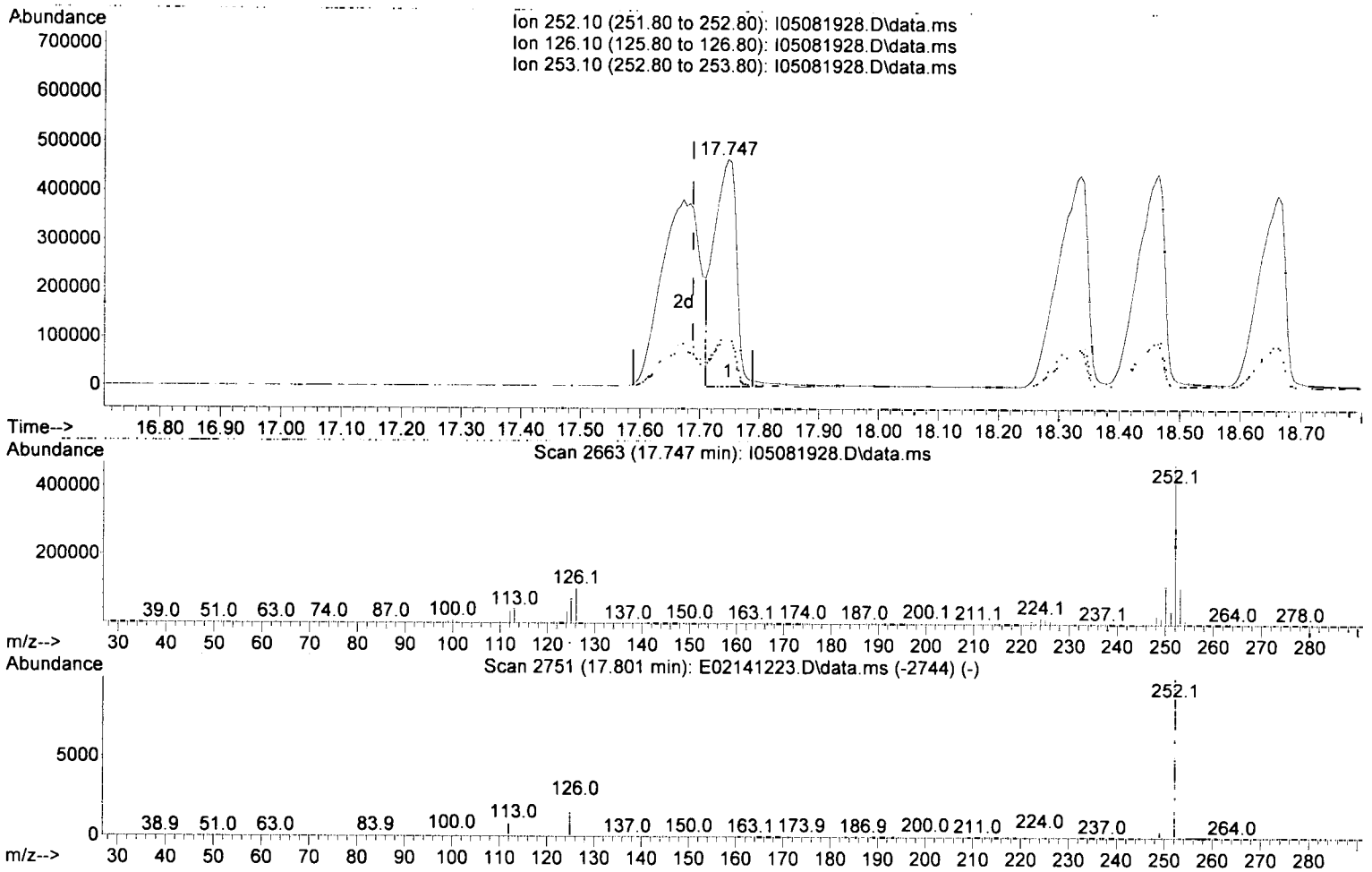

TIC: I05081928.D\data.ms

(89) Benzo(k)fluoranthene (T)

17.747min (+ 0.059) 7354.87 ng/ml m GD 5/9/19

response 1226693

Ion	Exp%	Act%
252.10	100.00	100.00
126.10	23.30	21.87
253.10	21.70	23.14
0.00	0.00	0.00

Quantitation Report (Not Reviewed)

Data Path : T:\data\2019-05\9E08056\
Data File : I05081928.D
Acq On : 9 May 2019 1:37 am
Operator : JK /AMS /DTH
Sample : 9E08056-CALA
Misc : 1x, A19D062 BNA@8000
ALS Vial : 12 Sample Multiplier: 1
DataAcq Meth:SV9_AQUISITION.M

Quant Time: May 09 11:03:23 2019
Quant Method : T:\methods\SV9_050819.M
Quant Title : EPA 8270D: Semivolatile Organics
QLast Update : Thu May 09 11:01:22 2019
Response via : Initial Calibration
InstName : SV-GCMS9

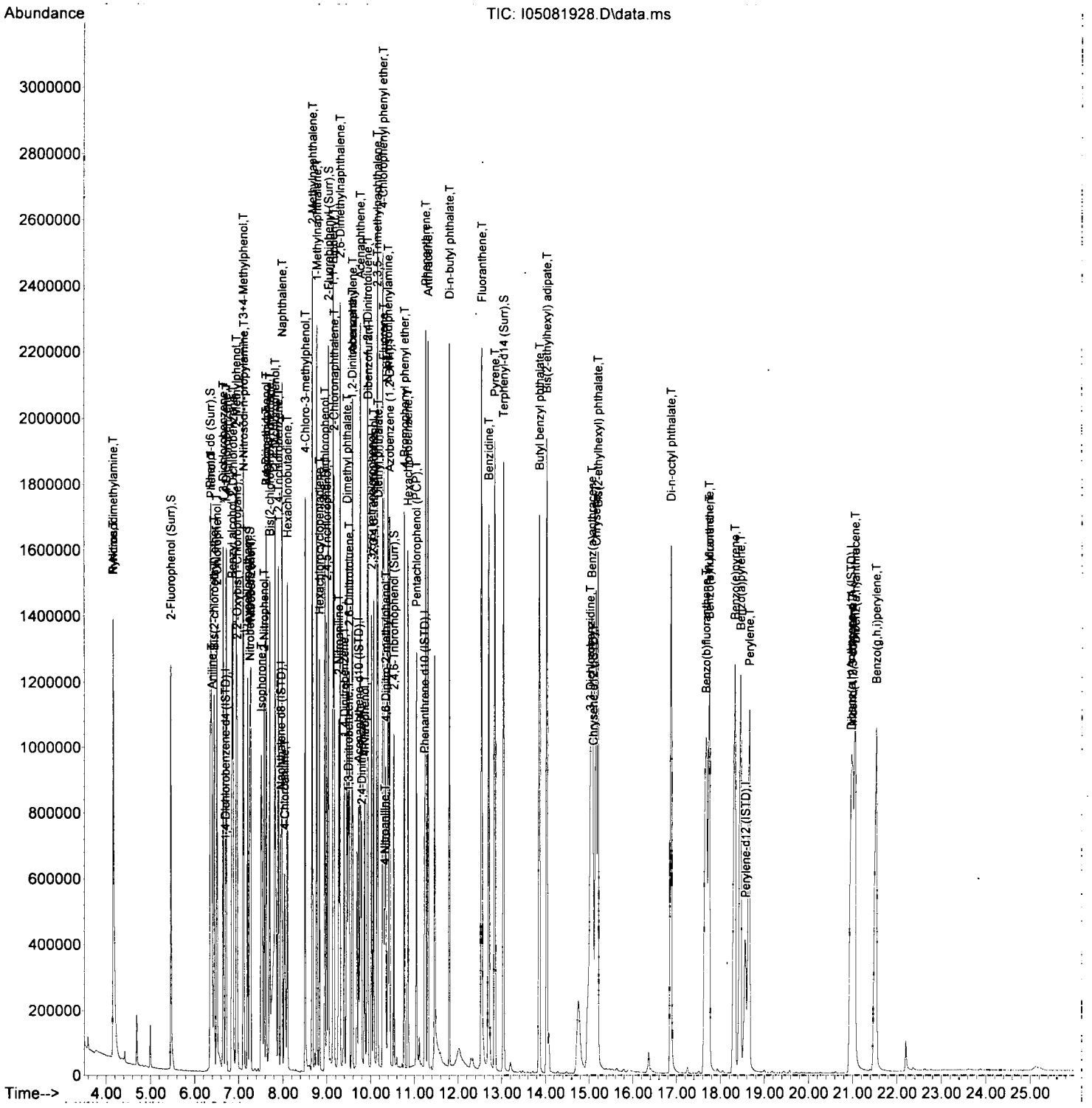

Quantitation Report (Not Reviewed)

Data Path : T:\data\2019-05\9E08056\
Data File : I05081930.D
Acq On : 9 May 2019 2:48 am
Operator : JK /AMS /DTH
Sample : 9E08056-ICV1
Misc : 1x, A19C239 BNA@1000
ALS Vial : 13 Sample Multiplier: 1
DataAcq Meth:SV9_AQUISITION.M

Quant Time: May 09 11:03:38 2019
Quant Method : T:\methods\SV9_050819.M
Quant Title : EPA 8270D: Semivolatile Organics
QLast Update : Thu May 09 11:01:22 2019
Response via : Initial Calibration
InstName : SV-GCMS9

JK 5/9/19

Compound	R.T.	QIon	Response	Conc	Units	Dev(Min)
Internal Standards						
1) 1,4-Dichlorobenzene-d4...	6.697	152	116606	2000.00	ng/ml	0.00
21) Naphthalene-d8 (ISTD)	7.948	136	444228	2000.00	ng/ml	0.00
35) Acenaphthene-d10 (ISTD)	9.719	162	227633	2000.00	ng/ml	0.00
64) Phenanthrene-d10 (ISTD)	11.227	188	432433	2000.00	ng/ml	0.00
78) Chrysene-d12 (ISTD)	15.057	240	431821	2000.00	ng/ml	0.00
86) Perylene-d12 (ISTD)	18.544	264	409331	2000.00	ng/ml	0.00
94) Dibenz(a,h)Anthrcene-d...	20.924	292	397711	2000.00	ng/ml	0.00
System Monitoring Compounds						
4) 2-Fluorophenol (Surr)	5.466	112	77339	991.92	ng/ml	0.00
5) Phenol-d6 (Surr)	6.338	99	99468	967.06	ng/ml	0.00
19) Nitrobenzene-d5 (Surr)	7.231	82	81052	940.74	ng/ml	0.00
40) 2-Fluorobiphenyl (Surr)	9.023	172	184294	1109.38	ng/ml	0.00
67) 2,4,6-Tribromophenol (...	10.516	330	21607	1252.19	ng/ml	0.00
79) Terphenyl-d14 (Surr)	13.024	244	220750	1073.74	ng/ml	0.00
Target Compounds						Qvalue
2) N-Nitrosodimethylamine	4.167	74	57086	927.05	ng/ml	98
3) Pyridine	4.183	79	83967	872.75	ng/ml	97
6) Phenol	6.354	94	111298	993.18	ng/ml	98
7) Aniline	6.381	93	91216	890.85	ng/ml	94
8) Bis(2-chloroethyl) ether	6.434	93	92166	1002.81	ng/ml	98
9) 2-Chlorophenol	6.499	128	81865	1025.54	ng/ml	95
10) 1,3-Dichlorobenzene	6.643	146	90060	1015.81	ng/ml	96
11) 1,4-Dichlorobenzene	6.713	146	85768	1014.76	ng/ml	97
12) Benzyl alcohol	6.825	108	42923	893.60	ng/ml	95
13) 1,2-Dichlorobenzene	6.862	146	83881	1015.35	ng/ml	97
14) 2-Methylphenol	6.932	107	62992	996.88	ng/ml	97
15) 2,2'-Oxybis(1-Chloropr...	6.953	45	106577	830.11	ng/ml	94
16) N-Nitrosodi-n-propylamine	7.082	70	62598	961.44	ng/ml	94
17) 3+4-Methylphenol	7.082	107	79117	993.02	ng/ml	98
18) Hexachloroethane	7.194	201	27479	1057.26	ng/ml	93
20) Nitrobenzene	7.247	77	80915	922.61	ng/ml	94
22) Isophorone	7.483	82	171349	1044.65	ng/ml	95
23) 2-Nitrophenol	7.568	139	46713	1109.25	ng/ml	93
24) 2,4-Dimethylphenol	7.601	122	64853	987.16	ng/ml	95
25) Bis(2-chloroethoxy) me...	7.686	93	99442	1017.85	ng/ml	98
26) Benzoic acid	7.702	105	50958	2053.05	ng/ml	96
27) 2,4-Dichlorophenol	7.809	162	60602	1102.81	ng/ml	97
28) 1,2,4-Trichlorobenzene	7.889	180	71884	1036.67	ng/ml	99
29) Naphthalene	7.970	128	223784	1015.89	ng/ml	98
30) 4-Chloroaniline	8.023	127	54929	923.06	ng/ml	95
31) Hexachlorobutadiene	8.098	225	37710	1081.09	ng/ml	99
32) 4-Chloro-3-methylphenol	8.499	107	67175	1063.65	ng/ml	97
33) 2-Methylnaphthalene	8.660	142	177506	1093.27	ng/ml	98
34) 1-Methylnaphthalene	8.761	142	163988	1064.48	ng/ml	98
36) Hexachlorocyclopentadiene	8.831	237	35605	1123.95	ng/ml	97
37) 2,4,6-Trichlorophenol	8.943	196	44187	1077.06	ng/ml	98
38) 2,4,5-Trichlorophenol	8.986	198	43264	1089.29	ng/ml	98
39) 1,1'-Biphenyl	9.125	154	203941	1060.08	ng/ml	99
41) 2-Chloronaphthalene	9.152	162	147432	1053.45	ng/ml	96
42) 2-Nitroaniline	9.248	138	50581	1103.22	ng/ml	90
43) 2,6-Dimethylnaphthalene	9.285	156	149204	1080.78	ng/ml	95

Quantitation Report (Not Reviewed)

Data Path : T:\data\2019-05\9E08056\
Data File : I05081930.D
Acq On : 9 May 2019 2:48 am
Operator : JK /AMS /DTH
Sample : 9E08056-ICV1
Misc : 1x, A19C239 BNA@1000
ALS Vial : 13 Sample Multiplier: 1
DataAcq Meth:SV9_AQUISITION.M

Quant Time: May 09 11:03:38 2019
Quant Method : T:\methods\SV9_050819.M
Quant Title : EPA 8270D: Semivolatile Organics
QLast Update : Thu May 09 11:01:22 2019
Response via : Initial Calibration
InstName : SV-GCMS9

Compound	R.T.	QIon	Response	Conc	Units	Dev(Min)
44) 1,4-Dinitrobenzene	9.376	168	24100	1150.84	ng/ml	79
45) Dimethyl phthalate	9.430	163	169073	1064.38	ng/ml	100
46) 1,3-Dinitrobenzene	9.456	168	28035	1146.14	ng/ml	91
47) 2,6-Dinitrotoluene	9.489	165	40105	1158.80	ng/ml	80
48) 1,2-Dinitrobenzene	9.547	168	18904	1081.60	ng/ml	77
49) Acenaphthylene	9.574	152	245169	1108.43	ng/ml	99
50) 3-Nitroaniline	9.665	138	32303	1059.76	ng/ml	95
51) Acenaphthene	9.751	153	147329	1054.13	ng/ml	99
52) 2,4-Dinitrophenol	9.767	184	11258	1250.76	ng/ml	90
53) 4-Nitrophenol	9.836	139	26562	1064.89	ng/ml	86
54) 2,4-Dinitrotoluene	9.895	165	50566	1097.56	ng/ml	87
55) Dibenzofuran	9.922	168	207368	1077.84	ng/ml	94
56) 2,3,5,6-Tetrachlorophenol	10.007	232	35153	1136.16	ng/ml	87
57) 2,3,4,6-Tetrachlorophenol	10.050	232	37583	1140.48	ng/ml	86
58) Diethyl phthalate	10.136	149	155688	1047.10	ng/ml	96
59) 2,3,5-Trimethylnaphtha...	10.130	170	135406	1060.91	ng/ml	99
60) Fluorene	10.269	166	163155	1041.47	ng/ml	99
61) 4-Chlorophenyl phenyl ...	10.264	204	79372	1078.87	ng/ml	84
62) 4-Nitroaniline	10.286	138	39138	1152.06	ng/ml	90
63) 4,6-Dinitro-2-methylph...	10.312	198	23959	1498.70	ng/ml	81
65) N-Nitrosodiphenylamine	10.382	169	139086	1052.37	ng/ml	98
66) Azobenzene (1,2-DPH)	10.425	77	159312	962.39	ng/ml	85
68) 4-Bromophenyl phenyl e...	10.756	248	50774	1160.53	ng/ml	89
69) Hexachlorobenzene	10.842	284	53277	1147.59	ng/ml	91
70) Pentachlorophenol (PCP)	11.034	266	24081	1220.08	ng/ml	95
71) Phenanthrene	11.248	178	232643	1036.54	ng/ml	99
72) Anthracene	11.296	178	237192	1095.01	ng/ml	98
73) Carbazole	11.457	167	219325	1054.27	ng/ml	98
74) Di-n-butyl phthalate	11.794	149	282307	1084.43	ng/ml	99
75) Fluoranthene	12.527	202	288406	1158.21	ng/ml	96
76) Benzidine	12.676	184	99508	1770.57	ng/ml	98
77) Pyrene	12.821	202	286022	1134.69	ng/ml	100
80) Butyl benzyl phthalate	13.842	149	126879	976.97	ng/ml	90
81) Bis(2-ethylhexyl) adipate	14.014	129	113335	947.01	ng/ml	98
82) 3,3-Dichlorobenzidine	14.992	252	62301	2467.19	ng/ml	97
83) Benz(a)anthracene	15.030	228	262028	1060.19	ng/ml	99
84) Chrysene	15.115	228	231406	1005.17	ng/ml	99
85) Bis(2-ethylhexyl) phth...	15.180	149	161392	975.08	ng/ml	95
87) Di-n-octyl phthalate	16.843	149	287021	1041.82	ng/ml	98
88) Benzo(b)fluoranthene	17.619	252	267547	1081.70	ng/ml	96
89) Benzo(k)fluoranthene	17.688	252	258374	1063.39	ng/ml	96
90) Benzo(b+k)fluoranthene	17.688	252	537352	2135.29	ng/ml	96
91) Benzo(e)pyrene	18.276	252	259061	1115.09	ng/ml	97
92) Benzo(a)pyrene	18.394	252	240398	1099.22	ng/ml	96
93) Perylene	18.597	252	240296	1146.64	ng/ml	99
95) Indeno(1,2,3-cd)pyrene	20.924	276	215601	957.51	ng/ml	96
96) Dibenz(a,h)anthracene	20.988	278	198191	1045.97	ng/ml	93
97) Benzo(g,h,i)perylene	21.464	276	225482	1068.95	ng/ml	90

(#) = qualifier out of range (m) = manual integration (+) = signals summed

Quantitation Report (Not Reviewed)

Data Path : T:\data\2019-05\9E08056\
Data File : I05081930.D
Acq On : 9 May 2019 2:48 am
Operator : JK /AMS /DTH
Sample : 9E08056-ICV1
Misc : 1x, A19C239 BNA@1000
ALS Vial : 13 Sample Multiplier: 1
DataAcq Meth:SV9_AQUISITION.M

Quant Time: May 09 11:03:38 2019
Quant Method : T:\methods\SV9_050819.M
Quant Title : EPA 8270D: Semivolatile Organics
QLast Update : Thu May 09 11:01:22 2019
Response via : Initial Calibration
InstName : SV-GCMS9

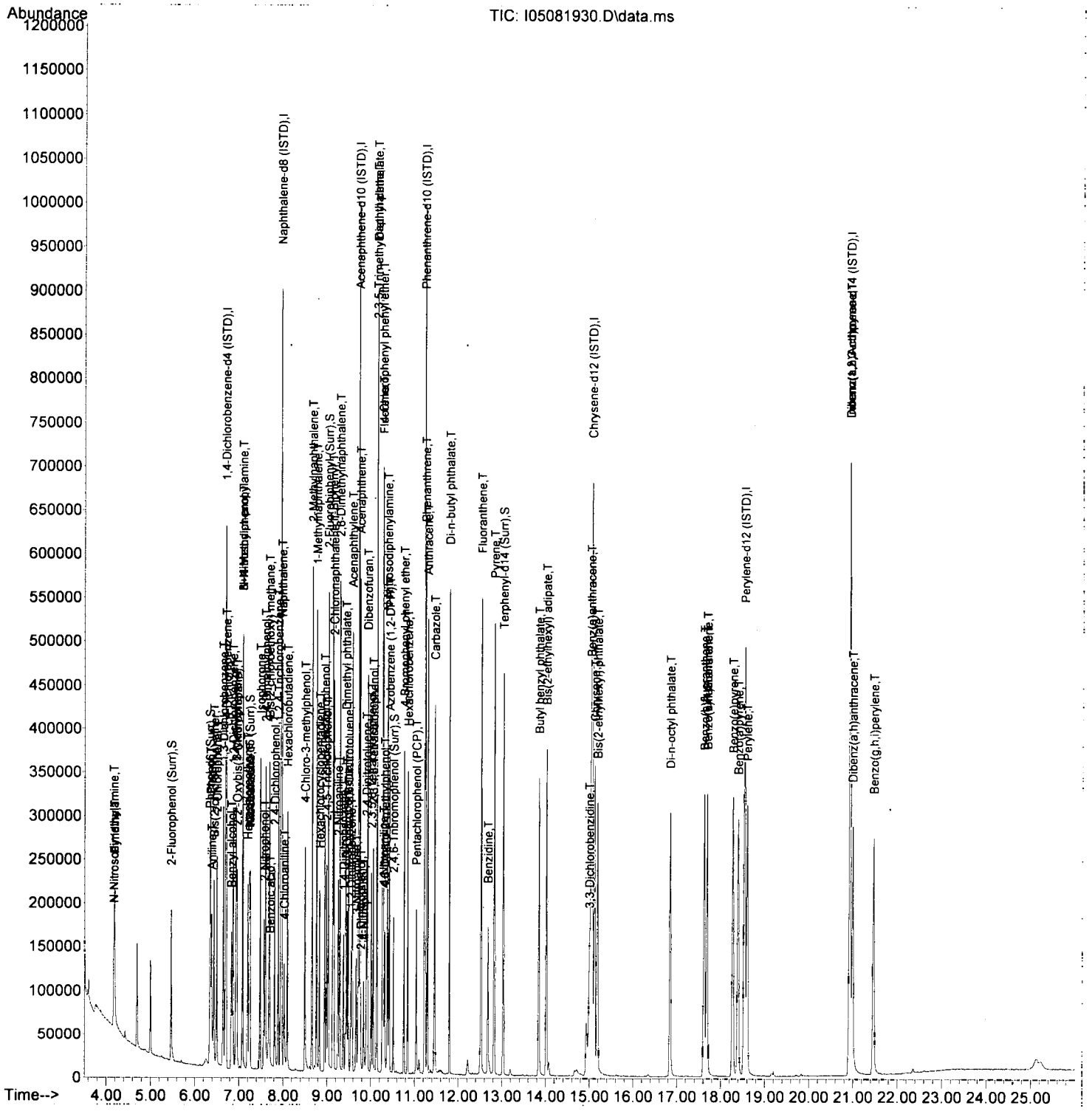

Quantitation Report (Not Reviewed)

Data Path : T:\data\2019-05\9E08056\
Data File : I05081930.D
Acq On : 9 May 2019 2:48 am
Operator : JK /AMS /DTH
Sample : 9E08056-ICV1
Misc : 1x, A19C239 BNA@1000
ALS Vial : 13 Sample Multiplier: 1
DataAcq Meth:SV9_AQUISITION.M

Final Reqmant

JK 5/9/19

Quant Time: May 09 17:11:47 2019
Quant Method : T:\methods\SV9_050819.M
Quant Title : EPA 8270D: Semivolatile Organics
QLast Update : Thu May 09 12:25:58 2019
Response via : Initial Calibration
InstName : SV-GCMS9

Compound	R.T.	QIon	Response	Conc	Units	Dev(Min)
Internal Standards						
1) 1,4-Dichlorobenzene-d4...	6.697	152	116606	2000.00	ng/ml	0.00
21) Naphthalene-d8 (ISTD)	7.948	136	444228	2000.00	ng/ml	0.00
35) Acenaphthene-d10 (ISTD)	9.719	162	227633	2000.00	ng/ml	0.00
64) Phenanthrene-d10 (ISTD)	11.227	188	432433	2000.00	ng/ml	0.00
78) Chrysene-d12 (ISTD)	15.057	240	431821	2000.00	ng/ml	0.00
86) Perylene-d12 (ISTD)	18.544	264	409331	2000.00	ng/ml	0.00
94) Dibenz(a,h)Anthrcene-d...	20.924	292	397711	2000.00	ng/ml	0.00
System Monitoring Compounds						
4) 2-Fluorophenol (Surr)	5.466	112	77339	1015.00	ng/ml	0.00
5) Phenol-d6 (Surr)	6.338	99	99468	1003.19	ng/ml	0.00
19) Nitrobenzene-d5 (Surr)	7.231	82	81052	982.98	ng/ml	0.00
40) 2-Fluorobiphenyl (Surr)	9.023	172	184294	1079.79	ng/ml	0.00
67) 2,4,6-Tribromophenol (...	10.516	330	21607	1085.76	ng/ml	0.00
79) Terphenyl-d14 (Surr)	13.024	244	220750	1043.19	ng/ml	0.00
Target Compounds						Qvalue
2) N-Nitrosodimethylamine	4.167	74	57086	979.66	ng/ml	98
3) Pyridine	4.183	79	83967	944.02	ng/ml	97
6) Phenol	6.354	94	111298	1055.46	ng/ml	98
7) Aniline	6.381	93	91216	1016.54	ng/ml	94
8) Bis(2-chloroethyl) ether	6.434	93	92166	1038.53	ng/ml	98
9) 2-Chlorophenol	6.499	128	81865	1028.05	ng/ml	95
10) 1,3-Dichlorobenzene	6.643	146	90060	988.80	ng/ml	96
11) 1,4-Dichlorobenzene	6.713	146	85768	1008.15	ng/ml	97
12) Benzyl alcohol	6.825	108	42923	966.03	ng/ml	95
13) 1,2-Dichlorobenzene	6.862	146	83881	1021.90	ng/ml	97
14) 2-Methylphenol	6.932	107	62992	1042.89	ng/ml	97
15) 2,2'-Oxybis(1-Chloropr...	6.953	45	106577	986.01	ng/ml	94
16) N-Nitrosodi-n-propylamine	7.082	70	62598	1034.02	ng/ml	94
17) 3+4-Methylphenol	7.082	107	79117	1053.45	ng/ml	98
18) Hexachloroethane	7.194	201	27479	1002.57	ng/ml	93
20) Nitrobenzene	7.247	77	80915	997.64	ng/ml	94
22) Isophorone	7.483	82	171349	1041.61	ng/ml	95
23) 2-Nitrophenol	7.568	139	46713	1112.08	ng/ml	93
24) 2,4-Dimethylphenol	7.601	122	64853	1029.02	ng/ml	95
25) Bis(2-chloroethoxy) me...	7.686	93	99442	1029.92	ng/ml	98
26) Benzoic acid	7.702	105	50958	1883.74	ng/ml	96
27) 2,4-Dichlorophenol	7.809	162	60602	1034.81	ng/ml	97
28) 1,2,4-Trichlorobenzene	7.889	180	71884	1012.20	ng/ml	99
29) Naphthalene	7.970	128	223784	1010.00	ng/ml	98
30) 4-Chloroaniline	8.023	127	54929	967.40	ng/ml	95
31) Hexachlorobutadiene	8.098	225	37710	1022.65	ng/ml	99
32) 4-Chloro-3-methylphenol	8.499	107	67175	1007.28	ng/ml	97
33) 2-Methylnaphthalene	8.660	142	177506	1061.90	ng/ml	98
34) 1-Methylnaphthalene	8.761	142	163988	1041.62	ng/ml	98
36) Hexachlorocyclopentadiene	8.831	237	35605	1071.82	ng/ml	97
37) 2,4,6-Trichlorophenol	8.943	196	44187	1042.93	ng/ml	98
38) 2,4,5-Trichlorophenol	8.986	198	43264	1087.06	ng/ml	98
39) 1,1'-Biphenyl	9.125	154	203941	1072.17	ng/ml	99
41) 2-Chloronaphthalene	9.152	162	147432	1075.71	ng/ml	96
42) 2-Nitroaniline	9.248	138	50581	1099.89	ng/ml	90
43) 2,6-Dimethylnaphthalene	9.285	156	149204	1064.53	ng/ml	95

Quantitation Report (Not Reviewed)

Data Path : T:\data\2019-05\9E08056\
Data File : I05081930.D
Acq On : 9 May 2019 2:48 am
Operator : JK /AMS /DTH
Sample : 9E08056-ICV1
Misc : 1x, A19C239 BNA@1000
ALS Vial : 13 Sample Multiplier: 1
DataAcq Meth:SV9_AQUISITION.M

Quant Time: May 09 17:11:47 2019
Quant Method : T:\methods\SV9_050819.M
Quant Title : EPA 8270D: Semivolatile Organics
QLast Update : Thu May 09 12:25:58 2019
Response via : Initial Calibration
InstName : SV-GCMS9

Compound	R.T.	QIon	Response	Conc	Units	Dev(Min)
44) 1,4-Dinitrobenzene	9.376	168	24100	1073.01	ng/ml	79
45) Dimethyl phthalate	9.430	163	169073	1061.69	ng/ml	100
46) 1,3-Dinitrobenzene	9.456	168	28035	1096.25	ng/ml	91
47) 2,6-Dinitrotoluene	9.489	165	40105	1126.25	ng/ml	80
48) 1,2-Dinitrobenzene	9.547	168	18904	1070.35	ng/ml	77
49) Acenaphthylene	9.574	152	245169	1088.77	ng/ml	99
50) 3-Nitroaniline	9.665	138	32303	1148.36	ng/ml	95
51) Acenaphthene	9.751	153	147329	1038.58	ng/ml	99
52) 2,4-Dinitrophenol	9.767	184	11258	946.80	ng/ml	90
53) 4-Nitrophenol	9.836	139	26562	1034.68	ng/ml	86
54) 2,4-Dinitrotoluene	9.895	165	50566	1028.34	ng/ml	87
55) Dibenzofuran	9.922	168	207368	1074.20	ng/ml	94
56) 2,3,5,6-Tetrachlorophenol	10.007	232	35153	1036.22	ng/ml	87
57) 2,3,4,6-Tetrachlorophenol	10.050	232	37583	1057.55	ng/ml	86
58) Diethyl phthalate	10.136	149	155688	1008.93	ng/ml	96
59) 2,3,5-Trimethylnaphtha...	10.130	170	135406	979.82	ng/ml	99
60) Fluorene	10.269	166	163155	980.70	ng/ml	99
61) 4-Chlorophenyl phenyl ...	10.264	204	79372	1021.18	ng/ml	84
62) 4-Nitroaniline	10.286	138	39138	1148.14	ng/ml	90
63) 4,6-Dinitro-2-methylph...	10.312	198	23959	1164.44	ng/ml	81
65) N-Nitrosodiphenylamine	10.382	169	139086	1041.34	ng/ml	98
66) Azobenzene (1,2-DPH)	10.425	77	159312	1062.75	ng/ml	85
68) 4-Bromophenyl phenyl e...	10.756	248	50774	1067.93	ng/ml	89
69) Hexachlorobenzene	10.842	284	53277	1008.79	ng/ml	91
70) Pentachlorophenol (PCP)	11.034	266	24081	1037.90	ng/ml	95
71) Phenanthrene	11.248	178	232643	1007.11	ng/ml	99
72) Anthracene	11.296	178	237192	1026.92	ng/ml	98
73) Carbazole	11.457	167	219325	1083.50	ng/ml	98
74) Di-n-butyl phthalate	11.794	149	282307	1076.33	ng/ml	99
75) Fluoranthene	12.527	202	288406	1068.46	ng/ml	96
76) Benzidine	12.676	184	99508	1732.76	ng/ml	98
77) Pyrene	12.821	202	286022	1041.22	ng/ml	100
80) Butyl benzyl phthalate	13.842	149	126879	1062.30	ng/ml	90
81) Bis(2-ethylhexyl) adipate	14.014	129	113335	995.63	ng/ml	98
82) 3,3-Dichlorobenzidine	14.992	252	62301	2074.49	ng/ml	97
83) Benz(a)anthracene	15.030	228	262028	1044.68	ng/ml	99
84) Chrysene	15.115	228	231406	1000.05	ng/ml	99
85) Bis(2-ethylhexyl) phth...	15.180	149	161392	1060.07	ng/ml	95
87) Di-n-octyl phthalate	16.843	149	287021	1012.79	ng/ml	98
88) Benzo(b)fluoranthene	17.619	252	267547	1035.11	ng/ml	96
89) Benzo(k)fluoranthene	17.688	252	258374	1008.99	ng/ml	96
90) Benzo(b+k)fluoranthene	17.688	252	537352	2026.95	ng/ml	96
91) Benzo(e)pyrene	18.276	252	259061	1058.50	ng/ml	97
92) Benzo(a)pyrene	18.394	252	240398	1026.25	ng/ml	96
93) Perylene	18.597	252	240296	1159.57	ng/ml	99
95) Indeno(1,2,3-cd)pyrene	20.924	276	215601	987.22	ng/ml	96
96) Dibenz(a,h)anthracene	20.988	278	198191	1027.94	ng/ml	93
97) Benzo(g,h,i)perylene	21.464	276	225482	1055.89	ng/ml	90

(#) = qualifier out of range (m) = manual integration (+) = signals summed

Quantitation Report (Not Reviewed)

Data Path : T:\data\2019-05\9E08056\
Data File : I05081930.D
Acq On : 9 May 2019 2:48 am
Operator : JK /AMS /DTH
Sample : 9E08056-ICV1
Misc : 1x, A19C239 BNA@1000
ALS Vial : 13 Sample Multiplier: 1
DataAcq Meth:SV9_AQUISITION.M

Quant Time: May 09 17:11:47 2019
Quant Method : T:\methods\SV9_050819.M
Quant Title : EPA 8270D: Semivolatile Organics
QLast Update : Thu May 09 12:25:58 2019
Response via : Initial Calibration
InstName : SV-GCMS9

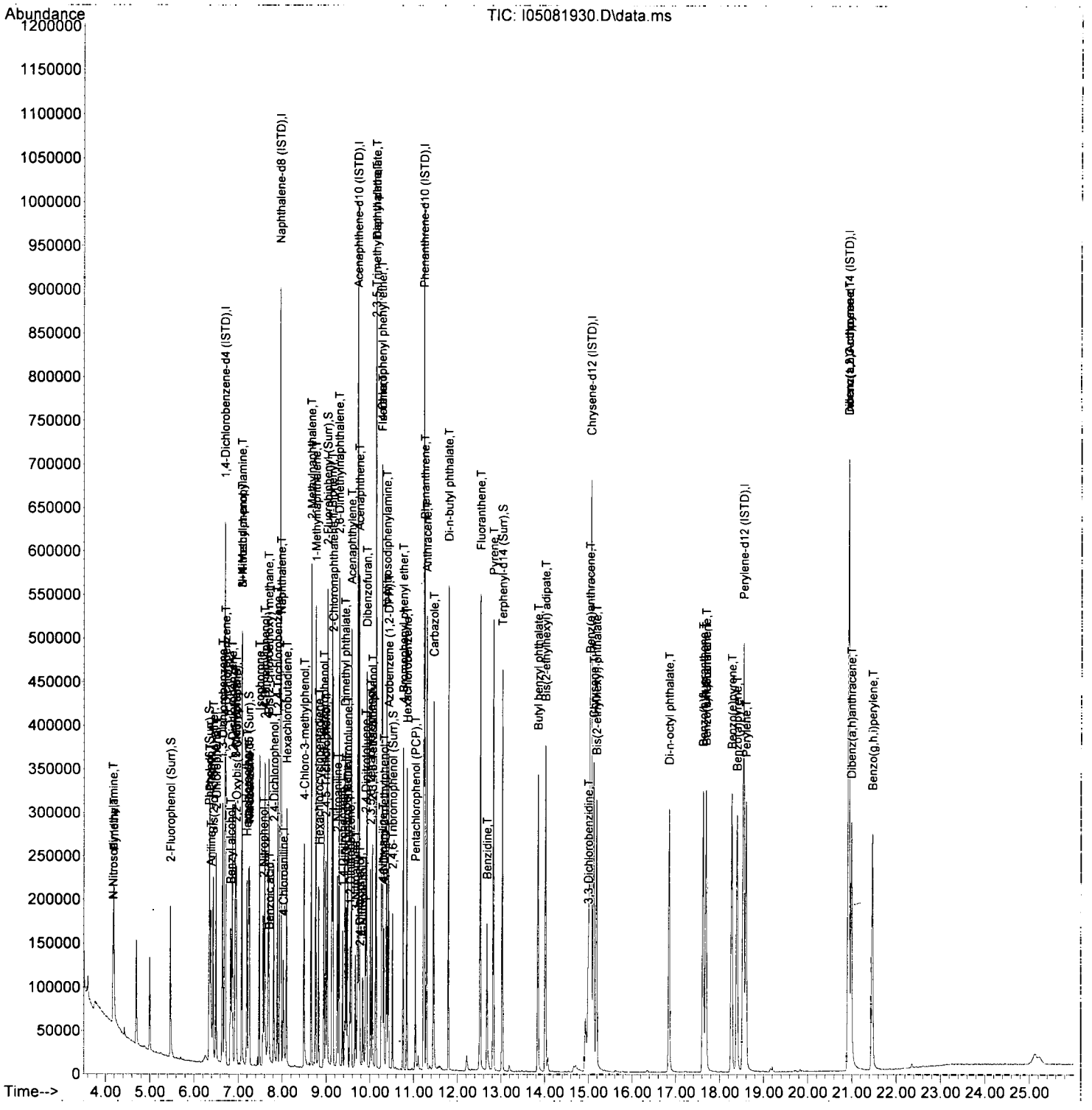

APEX LABORATORIES, LLC
12232 SW Garden Place Tigard OR 97223
phone 503-718-2323
fax 503-718-0333

Conventional Chemistry Parameters
Total Organic Carbon (EPA 9060A mod)
Benchsheet & Analysis Sequence Data

Batch 9051321
Sequence 9E31015 (A9E0838-01,02,03,04,13,14,15,16)

Apex Laboratories

PREPARATION BENCH SHEET

BATCH #: 9051321 (Sediment) JUN 2 1 2019

Prep Method: PSEP TOC

#	Lab Number		Analysis	Prepared	Initial (g)	Final (g)	Spike ID	Source ID	ul Spike	ul Surr.	Sample ID	Extraction Comments	pH <2	pH Other	pH >11
	9051321-BLK1		QC	05/28/19 14:54	5	5									
	9051321-BS1		QC	05/28/19 14:54	5	5	A19C282		1						
	A9E0838-01	A	Total Organic Carbon - Soil (9060A)	05/28/19 14:54	5	5					FD-20190524144 5	Units=%			
	A9E0838-02	A	Total Organic Carbon - Soil (9060A)	05/28/19 14:54	5	5					T4-PDI2019-SC27-190524-01-03	MS/MSD this sample, Units=%			
	9051321-DUP1		QC	05/28/19 14:54	5	5		A9E0838-02							
	A9E0838-03	A	Total Organic Carbon - Soil (9060A)	05/28/19 14:54	5	5					T4-PDI2019-SC27-190524-03-05	Units=%			
	A9E0838-04	A	Total Organic Carbon - Soil (9060A)	05/28/19 14:54	5	5					T4-PDI2019-SC27-190524-05-07	Units=%			
	A9E0838-13	A	Total Organic Carbon - Soil (9060A)	05/28/19 14:54	5	5					FD-20190524130 0	Units=%			
	A9E0838-14	A	Total Organic Carbon - Soil (9060A)	05/28/19 14:54	5	5					T4-PDI2019-SC30-190524-01-03	Units=%			
	A9E0838-15	A	Total Organic Carbon - Soil (9060A)	05/28/19 14:54	5	5					T4-PDI2019-SC30-190524-03-05	MS/MSD this sample, Units=%			
	9051321-DUP2		QC	05/28/19 14:54	5	5		A9E0838-15							
	A9E0838-16	A	Total Organic Carbon - Soil (9060A)	05/28/19 14:54	5	5					T4-PDI2019-SC30-190524-05-07	Units=%			

Standards/Reagents

1534 SAS 5/29/19

Reagent(s)			Analyte Spike(s)			Surrogate(s)		
Std ID	Exp. Date	Description	Std ID	Exp. Date	Description	Std ID	Exp. Date	Description
A13L221	11/30/23	Wet Chem Balance 3	A19C282	09/22/19	TOC 10k ppm secondary			

WO 5/29/19
Prepared By: Date

5/31/19
Reviewed By: Date

APEX LABORATORIES

ELEMENT SEQUENCE LOG

Apex Laboratories

JUN 2 4 2019

Sequence: **9E31015** Instrument: **TOC**

Date: **05/31/19 09:06** Calibration: **A8B0203**

#	Lab Number	Matrix	Analysis	Client	Due	Batch	ISTD ID	STD ID
1	9E31015-CCV1	Sediment	QC	QC				A19C283
2	9E31015-CCB1	Sediment	QC	QC				
3	9051321-BLK1	Sediment	QC	QC		9051321		
4	9051321-BS1	Sediment	QC	QC		9051321		
5	A9E0838-01	Sediment	Total Organic Carbon - Soil (9060A)	Anchor QEA, LLC	06/07/19	9051321		
6	A9E0838-02	Sediment	Total Organic Carbon - Soil (9060A)	Anchor QEA, LLC	06/07/19	9051321		
7	9051321-DUP1	Sediment	QC	QC		9051321		
8	A9E0838-03	Sediment	Total Organic Carbon - Soil (9060A)	Anchor QEA, LLC	06/07/19	9051321		
9	A9E0838-04	Sediment	Total Organic Carbon - Soil (9060A)	Anchor QEA, LLC	06/07/19	9051321		
10	A9E0838-13	Sediment	Total Organic Carbon - Soil (9060A)	Anchor QEA, LLC	06/07/19	9051321		
11	A9E0838-14	Sediment	Total Organic Carbon - Soil (9060A)	Anchor QEA, LLC	06/07/19	9051321		
12	A9E0838-15	Sediment	Total Organic Carbon - Soil (9060A)	Anchor QEA, LLC	06/07/19	9051321		
13	9E31015-CCV2	Sediment	QC	QC				A19C283
14	9E31015-CCB2	Sediment	QC	QC				
15	9051321-DUP2	Sediment	QC	QC		9051321		
16	A9E0838-16	Sediment	Total Organic Carbon - Soil (9060A)	Anchor QEA, LLC	06/07/19	9051321		
17	9E31015-CCV3	Sediment	QC	QC				A19C283
18	9E31015-CCB3	Sediment	QC	QC				

Data Entered By: SD 5/31/19

Data Reviewed By: CMZ 5/31/19

Comments:

TOC Data

Sample ID (Reporting Levels based on lowest amount used.)	Rep #	Amount (mg or ul)	instrument response (ug C)	Calculated ug C	TOC (mg/kg or mg/l)	Average TOC (mg/kg or mg/l)	Date and Time
9E31015-CCV1	1	20	272.80	198.23	9,911.64	9,968	
	2	20	275.00	200.49	10,024.67		
9E31015-CCB1	1	100	0.01	5.17	51.65	52	
	2	100	0.03	5.18	51.80		
9051321-BLK1	1	99.6	1.626	6.68	67.10	69	
	2	96.9	1.623	6.68	68.94		
	3	98.8	1.938	6.98	70.60		
9051321-BS1	1	20.0	270.9	196.31	9,815.26	9,899	
	2	20.0	271.5	196.91	9,845.57		
	3	20.0	275.2	200.7	10,035.02		
A9E0838-01	1	21.7	434	476.01	21,935.84	20,042	
	2	20.1	389.3	371.79	18,497.14		
	3	21.6	413.6	425.34	19,691.74		
A9E0838-02	1	27.7	416.1	431.26	15,569.01	15,275	
	2	27.8	410.9	419.04	15,073.25		
	3	26.8	405.6	406.92	15,183.69		
9051321-DUP1	1	27.1	407	410.09	15,132.44	15,480	
	2	26.2	404.7	404.9	15,454.21		
	3	29.5	430.8	467.7	15,854.18		
A9E0838-03	1	19.4	405.2	406.02	20,929.01	20,232	
	2	22.7	419.2	438.71	19,326.54		
	3	23.7	437.2	484.46	20,441.14		
A9E0838-04	1	24.6	413.1	424.17	17,242.56	21,765	
	2	22.7	441	494.67	21,791.53		
	3	25.7	498.5	674.93	26,261.74		

Sample ID (Reporting Levels based on lowest amount used.)	Rep #	Amount (mg or ul)	instrument response (ug C)	Calculated ug C	TOC (mg/kg or mg/l)	Average TOC (mg/kg or mg/l)	Date and Time
A9E0838-13	1	24.1	403.8	402.89	16,717.32	16,508	
	2	25.1	406.1	408.05	16,257.01		
	3	26.7	420.5	441.87	16,549.58		
A9E0838-14	1	24.9	414.1	426.52	17,129.29	16,545	
	2	23.7	395.8	385.42	16,262.63		
	3	26.1	413	423.93	16,242.62		
A9E0838-15	1	21.4	364.4	323.96	15,138.47	15,001	
	2	24.5	386	365.06	14,900.35		
	3	25.6	394.7	383.08	14,964.17		
9E31015-CCV2	1	20.0	278	203.63	10,181.31	10,090	
	2	20.0	274.5	199.98	9,998.84		
9E31015-CCB2	1	100.0	0	5.15	51.53	52	
	2	100.0	0	5.15	51.53		
9051321-DUP1	1	31.6	428.500	461.81	14,614.26	14,546	
	2	32.7	432.100	471.06	14,405.43		
	3	33.8	440.800	494.13	14,619.09		
A9E0838-16	1	30.2	269.9	195.3	6,466.88	6,144	
	2	30.6	270.9	196.31	6,415.20		
	3	33.3	259.1	184.83	5,550.35		
Sample ID	1			5.15	#DIV/0!	#DIV/0!	
	2			5.15	#DIV/0!		
	3			5.15	#DIV/0!		
Sample ID	1			5.15	#DIV/0!	#DIV/0!	
	2			5.15	#DIV/0!		
	3			5.15	#DIV/0!		
Sample ID	1			5.15	#DIV/0!	#DIV/0!	
	2			5.15	#DIV/0!		
	3			5.15	#DIV/0!		

Sample ID (Reporting Levels based on lowest amount used.)	Rep #	Amount (mg or ul)	instrument response (ug C)	Calculated ug C	TOC (mg/kg or mg/l)	Average TOC (mg/kg or mg/l)	Date and Time
Sample ID	1			5.15	#DIV/0!	#DIV/0!	
	2			5.15	#DIV/0!		
	3			5.15	#DIV/0!		
Sample ID	1			5.15	#DIV/0!	#DIV/0!	
	2			5.15	#DIV/0!		
	3			5.15	#DIV/0!		
Sample ID	1			5.15	#DIV/0!	#DIV/0!	
	2			5.15	#DIV/0!		
	3			5.15	#DIV/0!		
Sample ID	1			5.15	#DIV/0!	#DIV/0!	
	2			5.15	#DIV/0!		
	3			5.15	#DIV/0!		
Sample ID	1			5.15	#DIV/0!	#DIV/0!	
	2			5.15	#DIV/0!		
	3			5.15	#DIV/0!		
9E31015-CCV2	1	20.0	271	196.41	9,820.30	9,886	
	2	20.0	273.6	199.05	9,952.56		
9E31015-CCB2	1	100.0	0	5.15	51.54	52	
	2	100.0	0	5.15	51.53		
				5.15	#DIV/0!		
				5.15	#DIV/0!		
				5.15	#DIV/0!		
				5.15	#DIV/0!		
				5.15	#DIV/0!		
				5.15	#DIV/0!		

Sequence 9E31015
Batch 9051321

TOC Soil data log

Date/Time 5/31/19
Analyst SAS

Sample ID	Wt1(mg or ul)**	raw TOC (ug)	Comments
	Wt2(mg or ul)**	raw TOC (ug)	
	Wt3(mg or ul)**	raw TOC (ug)	
CCV1	20	272.8	
	20	275.0	
	—	—	
CCB1	100	0.013	
	100	0.029	
	—	—	
BLK1	99.6	1.626	
	96.9	1.623	
	98.8	1.938	
BS1	20	270.9	
	20	271.5	
	20	275.2	
A9E0838-01	21.7	434.0	
	20.1	389.3	
	21.6	413.6	
-02	27.7	416.1	
	27.8	410.9	
	26.8	405.6	
-02DUP	27.1	407.0	
	26.2	404.7	
	29.5	430.8	
-03	19.4	405.2	
	22.7	419.2	
	23.7	437.2	

Sample ID	Wt1(mg or ul)**	raw TOC (ug)	Comments
	Wt2(mg or ul)**	raw TOC (ug)	
	Wt3(mg or ul)**	raw TOC (ug)	
-04	24.6	413.1	25.7 | 498.5
	22.7	441.0	
	~~22.1~~	~~0.109~~	[illegible] 5/31/19
-13	24.1	403.8	
	25.1 ~~21.8~~	406.1	
SAS 5/31/19	26.7	420.5	
-14	24.9	414.1	
	23.7	395.8	
	26.1	413.0	
-15	21.4	364.4	
	24.5	386.0	
	25.6	394.7	
CCV2	20	278.0	
	20	274.5	
	—	—	
CCB2	100	0	
	100	0	
	—	—	
-15DUP	31.6	428.5	
	32.7	432.1	
	33.8	440.8	
-16	30.2	269.9	SAS
	30.6	270.9	
	33.3	259.1	

[illegible] 5/31/19

[illegible] 5/31/19

**Sample mass input into instrument as 1000 mg to output actual ug C

Sequence 9931015
Batch 9052321

TOC Soil data log

Date/Time 5/31/19
Analyst SDS

Sample ID	Wt1(mg or ul)**	raw TOC (ug)	Comments
	Wt2(mg or ul)**	raw TOC (ug)	
	Wt3(mg or ul)**	raw TOC (ug)	
CCV3	20	271.	
	20	273.6	TIME OUT
	—	—	
CCB3	100	0.001	
	100	C	
	—	—	

Batch 9051321 TOC PSEP preweigh Analyst NVO

Date/Time:	5/29/19				Effervesces?	Comments
T(°C) IN / OUT:	70.7, 71.0	71.7, 72.0	/	/		
Sample ID	Wt 1(g)	Wt 2(g)	Wt 3(g)	Wt 4(g)	(yes/no)	
A9E0838-01	8.0204	8.0209			No	
838-02	8.2838	8.2823				
838-02D	7.8424	7.8442				
-03	8.7441	8.7449				
-04	9.0823	9.0846				
-13	8.9761	8.9715				
9.8331 NVO 5/29/19 -14	~~11.7913~~	9.8342				
-15	10.4144	10.4176				
-15D2	9.5523	9.5569				
-16	11.7913	11.7925				

In oven on 5/28/19 @ 1534 70.7°C

APEX LABORATORIES, LLC
12232 SW Garden Place Tigard OR 97223
phone 503-718-2323
fax 503-718-0333

Conventional Chemistry Parameters
Total Organic Carbon (EPA 9060A mod)
Calibration Data

Sequence 8B02022 (Cal ID A8B0203) TOC

ELEMENT SEQUENCE LOG

Apex Laboratories

Sequence:	8B02022	Instrument:	TOC
Date:	02/02/18 10:15	Calibration:	A8B0203

Order	Lab Number	Matrix	Analysis	Client	Due	Batch	ISTD ID	STD ID
1	8B02022-CAL1	Soil	QC	QC				
2	8B02022-CAL2	Soil	QC	QC				A18B030
3	8B02022-CAL3	Soil	QC	QC				A18B029
4	8B02022-CAL4	Soil	QC	QC				A18B028
5	8B02022-CAL5	Soil	QC	QC				A18B027
6	8B02022-CAL6	Soil	QC	QC				A18B026
7	8B02022-CAL7	Soil	QC	QC				A18B025
8	8B02022-CAL8	Soil	QC	QC				A18B024
9	8B02022-CAL9	Soil	QC	QC				A18B023
10	8B02022-CALA	Soil	QC	QC				A18B022
11	8B02022-CALB	Soil	QC	QC				A18B021
12	8B02022-ICV1	Soil	QC	QC				A18B031
13	8B02022-ICB1	Soil	QC	QC				
14	8B02022-ICV2	Soil	QC	QC				A18B031
15	8B02022-ICB2	Soil	QC	QC				

Data Entered By: JKP 2-2-18

Comments:

Data Reviewed By: JCS 2/14/18

2/2/2018 5:40:11PM

TOC Data

Sample ID	Rep #	Amount (mg or ul)	instrument response (ug C)	Calculated ug C	TOC (mg/kg or mg/l)	Average TOC (mg/kg or mg/l)	Date and Time
	1			5.15	#DIV/0!	#DIV/0!	
	2			5.15	#DIV/0!		
	1			5.15	#DIV/0!	#DIV/0!	
	2			5.15	#DIV/0!		
8B02022-CAL1	1	20	1.847	6.89	344.50	323	
	2	20	1.106	6.2	309.77		
	3	20	1.192	6.28	313.81		
[redacted]	1	20.0	14.4	18.2	909.78	[redacted]	
	2	20.0	16.65	20.13	1,006.70		
	3	20.0	15.74	19.35	967.66		
[redacted]	1	20.0	44.37	42.07	2,103.69	[redacted]	
	2	20.0	48.3	44.93	2,246.27		
	3	20.0	47.81	44.57	2,228.65		
[redacted]	1	20.0	123.9	92.03	4,601.40	[redacted]	
	2	20.0	131.8	96.53	4,826.34		
	3	20.0	132.4	96.87	4,843.42		
[redacted]	1	20.0	278.8	204.47	10,223.57	[redacted]	
	2	20.0	287.6	214.05	10,702.70		
	3	20.0	284.1	210.18	10,508.98		
[redacted]	1	20.0	350.7	300.44	15,022.06	[redacted]	
	2	20.0	345	291.2	14,560.12		
	3	20.0	361	317.95	15,897.40		
[redacted]	1	20.0	399.1	392.54	19,626.76	[redacted]	
	2	20.0	402.2	399.33	19,966.67		
	3	20.0	410.3	417.65	20,882.38		

TOC Data

Sample ID	Rep #	Amount (mg or ul)	instrument response (ug C)	Calculated ug C	TOC (mg/kg or mg/l)	Average TOC (mg/kg or mg/l)	Date and Time
8B02022-CAL8	1	20.0	437.8	486.05	24,302.72	24,424	
	2	20.0	440.9	494.4	24,719.83		
	3	20.0	437.4	484.99	24,249.38		
8B02022-CAL9	1	20.0	473.2	589.45	29,472.51	29,844	
	2	20.0	473.6	590.72	29,536.19		
	3	20.0	479.7	610.45	30,522.56		
8B02022-CAL10	1	20.0	503.7	693.77	34,688.41	34,786	
	2	20.0	504.4	696.34	34,816.94		
	3	20.0	504.6	697.07	34,853.73		
	1			5.15	#DIV/0!	#DIV/0!	
	2			5.15	#DIV/0!		
	1			5.15	#DIV/0!	#DIV/0!	
	2			5.15	#DIV/0!		
8B02022-CAL11	1	20	529.100	792.36	39,618.21	40,444	
	2	20	532.500	806.41	40,320.67		
	3	20	537.600	827.87	41,393.75		
8B02022-ICV1	1	20.0	298.2	226.32	11,315.89	11,747	
	2	20.0	312	243.55	12,177.38		
	3			5.15	#DIV/0!		
8B022-ICB1	1	20.0	0	5.15	257.64	258	
	2	20.0	0	5.15	257.64		
	3			5.15	#DIV/0!		
8B02022-ICV2	1	20.0	277.9	203.52	10,176.04	10,428	
	2	20.0	287.2	213.61	10,680.34		
	3			5.15	#DIV/0!		
8B02022-ICB2	1	20.0	0	5.15	257.64	258	
	2	20.0	0	5.15	257.64		
	3			5.15	#DIV/0!		

⇒ ICV1 failed high. Reprepped and reanalyzed below as ICV2. JKP 2-2-18

Sequence 8B02022
Batch

TOC Soil data log

Date/Time 2-2-18 @ 1735 ~~1520~~
Analyst JKP JKP 2-2-18

Sample ID	Wt1(mg or ul)**	raw TOC (ug)	Comments
	Wt2(mg or ul)**	raw TOC (ug)	
	Wt3(mg or ul)**	raw TOC (ug)	
8B02022-Cal1	20	1.847	
	20	1.106	
	20	1.192	
8B02022-Cal2	20	14.4	Time Out
	20	16.65	
	20	15.74	
8B02022-Cal3	20	44.37	
	20	48.3	
	20	47.81	
8B02022-Cal4	20	123.9	Time Out
	20	131.8	
	20	132.4	
8B02022-Cal5	20	278.8	
	20	287.6	
	20	284.1	
8B02022-Cal6	20	350.7	Time Out
	20	345	
	20	361	
8B02022-Cal7	20	399.1	Time Out
	20	402.2	
	20	410.3	
8B02022-Cal8	20	437.8	Time Out
	20	440.9	
	20	437.4	

Sample ID	Wt1(mg or ul)**	raw TOC (ug)	Comments
	Wt2(mg or ul)**	raw TOC (ug)	
	Wt3(mg or ul)**	raw TOC (ug)	
8B02022-Cal9	20	473.2	Time Out
	20	473.6	Time Out
	20	479.7	Time Out
8B02022-CalA JKP 2-2-18	20	503.7	
	20	504.4	Time Out
	20	504.6	Time Out
8B02022-CalB JKP 2-2-18	20	529.1	Time Out
	20	532.5	Time Out
	20	537.6	Time Out
8B02022-ICV1	20	298.2	Time Out
	20	312	Time Out
	JKP 2-2-18 ~~20~~		
8B02022-ICB1	20	0	
	20	0	
	JKP 2-2-18 ~~20~~		
8B02022-ICV2	20	277.9	Time Out
	20	287.2	Time Out
8B02022-ICB2	20	0	
	20	0	

ICV1 failed high. Reprepped and reanalyzed below as ICV2
JKP 2-2-18

**Sample mass input into instrument as 1000 mg to output actual ug C

Cal Standard	Instrument Reponse	Average Instrument Response
1	1.85	1.38
	1.11	
	1.19	
2	14.4	15.6
	16.65	
	15.74	
3	44.37	46.83
	48.3	
	47.81	
4	123.9	129.37
	131.8	
	132.4	
5	278.8	283.5
	287.6	
	284.1	
6	350.7	352.23
	345	
	361	
7	399.1	403.87
	402.2	
	410.3	
8	437.8	438.7
	440.9	
	437.4	
9	473.2	475.5
	473.6	
	479.7	
10	503.7	504.23
	504.4	
	504.6	
11	529.1	533.07
	532.5	
	537.6	

450 ug curve

TOC resp ug C		True ug C
533.07		800
504.23		700
475.5		600
438.7		500
403.87		400
352.23		300
283.5		200
129.37		100
46.83		50
15.6		20
1.38		0

TOC resp ug C	Requant	% recovery
533.07	808.77	101.1
504.23	695.73	99.39
475.5	596.81	99.47
438.7	488.46	97.69
403.87	403.04	100.76
352.23	302.98	100.99
283.5	209.52	104.76
129.37	95.14	95.14
46.83	43.86	87.73
15.6	19.23	96.15
1.38	6.45	N/A

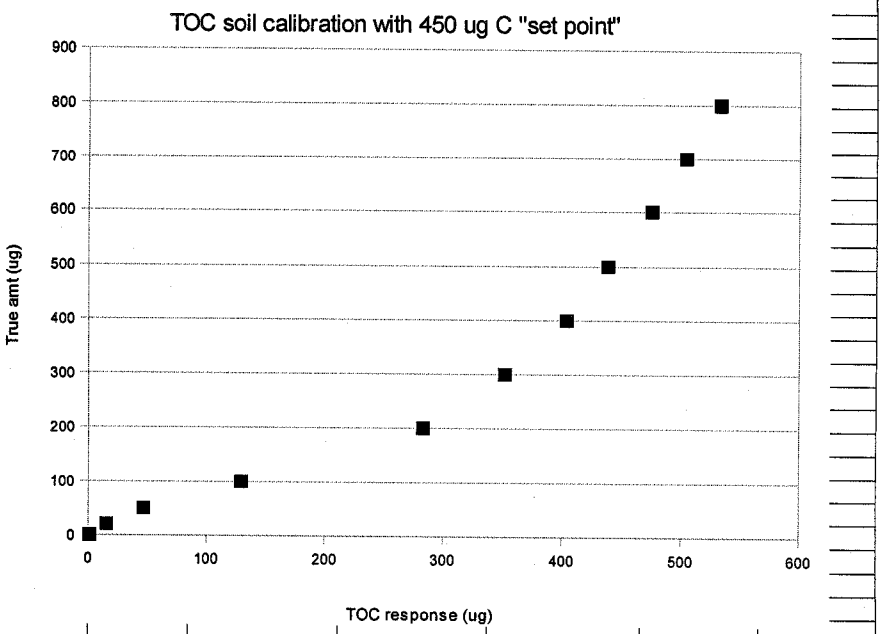

X (response)	X^2	X^3	y (ug C)
533.07	284160.07	151476261.9	800
504.23	254251.25	128201957.5	700
475.5	226100.25	107510668.9	600
438.7	192457.69	84431188.6	500
403.87	163108.28	65873999.14	400
352.23	124068.32	43700998.31	300
283.5	80372.25	22785532.88	200
129.37	16735.73	2165046.18	100
46.83	2192.74	102678.55	50
15.6	243.26	3793.98	20
1.38	1.91	2.64	0

curve calculations

0.00000740	-0.00289199	0.94586231	5.15285875
0	0	0.14	5.96
0.99945	8.03	#N/A	#N/A
4233.13	7	#N/A	#N/A
818003.66	450.89	#N/A	#N/A

Sample ID	Rep #	Amount (mg or ul)	instrument response (ug C)	Calculated ug C	TOC (mg/kg or mg/l)	Average TOC (mg/kg or mg/l)	Date and Time
	1			5.15	#DIV/0!	#DIV/0!	
	2			5.15	#DIV/0!		
	1			5.15	#DIV/0!	#DIV/0!	
	2			5.15	#DIV/0!		
8B02022-CAL1	1	20	1.847	6.89	344.50	323	
	2	20	1.106	6.2	309.77		
	3	20	1.192	6.28	313.81		
8B02022-CAL2	1	20.0	14.4	18.2	909.78	961	
	2	20.0	16.65	20.13	1,006.70		
	3	20.0	15.74	19.35	967.66		
8B02022-CAL3	1	20.0	44.37	42.07	2,103.69	2,193	
	2	20.0	48.3	44.93	2,246.27		
	3	20.0	47.81	44.57	2,228.65		
8B02022-CAL4	1	20.0	123.9	92.03	4,601.40	4,757	
	2	20.0	131.8	96.53	4,826.34		
	3	20.0	132.4	96.87	4,843.42		
8B02022-CAL5	1	20.0	278.8	204.47	10,223.57	10,478	
	2	20.0	287.6	214.05	10,702.70		
	3	20.0	284.1	210.18	10,508.98		
8B02022-CAL6	1	20.0	350.7	300.44	15,022.06	15,160	
	2	20.0	345	291.2	14,560.12		
	3	20.0	361	317.95	15,897.40		
8B02022-CAL7	1	20.0	399.1	392.54	19,626.76	20,159	
	2	20.0	402.2	399.33	19,966.67		
	3	20.0	410.3	417.65	20,882.38		

Sample ID	Rep #	Amount (mg or ul)	instrument response (ug C)	Calculated ug C	TOC (mg/kg or mg/l)	Average TOC (mg/kg or mg/l)	Date and Time
8B02022-CAL8	1	20.0	437.8	486.05	24,302.72	24,424	
	2	20.0	440.9	494.4	24,719.83		
	3	20.0	437.4	484.99	24,249.38		
8B02022-CAL9	1	20.0	473.2	589.45	29,472.51	29,844	
	2	20.0	473.6	590.72	29,536.19		
	3	20.0	479.7	610.45	30,522.56		
8B02022-CALA	1	20.0	503.7	693.77	34,688.41	34,786	
	2	20.0	504.4	696.34	34,816.94		
	3	20.0	504.6	697.07	34,853.73		
	1			5.15	#DIV/0!	#DIV/0!	
	2			5.15	#DIV/0!		
	1			5.15	#DIV/0!	#DIV/0!	
	2			5.15	#DIV/0!		
8B02022-CALB	1	20	529.100	792.36	39,618.21	40,444	
	2	20	532.500	806.41	40,320.67		
	3	20	537.600	827.87	41,393.75		
8B02022-ICV1	1	20.0	298.2	226.32	11,315.89	11,747	
	2	20.0	312	243.55	12,177.38		
	3			5.15	#DIV/0!		
8B022-ICB1	1	20.0	0	5.15	257.64	258	
	2	20.0	0	5.15	257.64		
	3			5.15	#DIV/0!		
8B02022-ICV2	1	20.0	277.9	203.52	10,176.04	10,428	
	2	20.0	287.2	213.61	10,680.34		
	3			5.15	#DIV/0!		
8B02022-ICB2	1	20.0	0	5.15	257.64	258	
	2	20.0	0	5.15	257.64		
	3			5.15	#DIV/0!		

APEX LABORATORIES, LLC
12232 SW Garden Place Tigard OR 97223
phone 503-718-2323
fax 503-718-0333

Conventional Chemistry Parameters
Total Suspended Solids (PSEP 1986)
Benchsheet Data

Batch 9060598 (A9E0838-01,02,03,04,13,14,15,16)

PREPARATION BENCH SHEET

Apex Laboratories

BATCH #: 9060598 (Matrix: Soil)

Percent Solids Worksheet

Lab Number	QC Source ID	Prepared (Time In)	Weighed (Time Out)	Tare Wt. (g)	Wet Weight (+Tare) (g)	Dry Weight (+Tare) (g)	% Solids (Calc)	Sample Comments
A9E0838-01		06/05/19 10:10		1.3623	28.4585	16.9491	57.5	Enter TS data for DW. (Units=%)
A9E0838-01		06/05/19 10:10		1.3623	28.4585	16.9491	57.5	**USE SOLIDS DATA** Make Not Reportable.
A9E0838-02		06/05/19 10:10		1.3664	27.0767	14.6849	51.8	MS/MSD this sample, **USE SOLIDS DATA** Make Not Reportable.
A9E0838-02		06/05/19 10:10		1.3664	27.0767	14.6849	51.8	MS/MSD this sample, Enter TS data for DW. (Units=%)
9060598-DUP1	A9E0838-02	06/05/19 10:10		1.3598	29.5929	~~14.6849~~ 15.7015	~~47.2~~ 50.8	6/6/19
A9E0838-03		06/05/19 10:10		1.3693	28.7211	15.5059	51.7	**USE SOLIDS DATA** Make Not Reportable.
A9E0838-03		06/05/19 10:10		1.3693	28.7211	15.5059	51.7	Enter TS data for DW. (Units=%)
A9E0838-04		06/05/19 10:10		1.3913	27.1263	15.8184	56.1	**USE SOLIDS DATA** Make Not Reportable.
A9E0838-04		06/05/19 10:10		1.3913	27.1263	15.8184	56.1	Enter TS data for DW. (Units=%)
A9E0838-13		06/05/19 10:10		1.3702	33.4961	18.2649	52.6	**USE SOLIDS DATA** Make Not Reportable.
A9E0838-13		06/05/19 10:10		1.3702	33.4961	18.2649	52.6	Enter TS data for DW. (Units=%)
A9E0838-14		06/05/19 10:10		1.3696	28.7913	16.5229	55.3	**USE SOLIDS DATA** Make Not Reportable.
A9E0838-14		06/05/19 10:10		1.3696	28.7913	16.5229	55.3	Enter TS data for DW. (Units=%)
A9E0838-15		06/05/19 10:10		1.3910	27.5408	16.8577	59.1	MS/MSD this sample, **USE SOLIDS DATA** Make Not Reportable.
A9E0838-15		06/05/19 10:10		1.3910	27.5408	16.8577	59.1	MS/MSD this sample, Enter TS data for DW. (Units=%)
9060598-DUP2	A9E0838-15	06/05/19 10:10		1.3664	30.8105	18.4172	57.9	
A9E0838-16		06/05/19 10:10		1.3903	30.8689	21.0459	66.7	**USE SOLIDS DATA** Make Not Reportable.
A9E0838-16		06/05/19 10:10		1.3903	30.8689	21.0459	66.7	Enter TS data for DW. (Units=%)
A9E0849-02		06/05/19 10:10		1.3450	30.7575	15.4046	47.8	Enter TS data for DW. (Units=%)
A9E0849-02		06/05/19 10:10		1.3450	30.7575	15.4046	47.8	**USE SOLIDS DATA** Make Not Reportable.
A9E0849-08		06/05/19 10:10		1.3884	26.8608	~~21.6166~~ 21.5904	~~79.4~~ 79.3	**USE SOLIDS DATA** Make Not Reportable.
A9E0849-08		06/05/19 10:10		1.3884	26.8608	~~21.6166~~ 1	~~79.4~~ 2	Enter TS data for DW. (Units=%)

6/6/19 6/6/19

MRE 6-6-19
Prepared By: Date

6/6/19
Reviewed By: Date

PREPARATION BENCH SHEET

Apex Laboratories

BATCH #: 9060598 (Matrix: Soil)

Percent Solids Worksheet

Lab Number	QC Source ID	Prepared (Time In)	Weighed (Time Out)	Tare Wt. (g)	Wet Weight (+Tare) (g)	Dry Weight (+Tare) (g)	% Solids (Calc)	Sample Comments
A9E0849-09		06/05/19 10:10		1.3652	26.2588	22.3158	84.2	**USE SOLIDS DATA** Make Not Reportable.
A9E0849-09		06/05/19 10:10		1.3652	26.2588	22.3158	84.2	Enter TS data for DW. (Units=%)
A9E0927-02		06/05/19 10:10		1.3666	28.2500	15.5203	52.6	**USE SOLIDS DATA** Make Not Reportable.
A9E0927-02		06/05/19 10:10		1.3666	28.2500	15.5203	52.6	Enter TS data for DW. (Units=%)
A9E0927-03		06/05/19 10:10		1.3772	29.2822	15.5004	50.6	Enter TS data for DW. (Units=%)
A9E0927-03		06/05/19 10:10		1.3772	29.2822	15.5004	50.6	**USE SOLIDS DATA** Make Not Reportable.
A9E0927-04		06/05/19 10:10		1.3608	26.3968	14.5558	52.7	**USE SOLIDS DATA** Make Not Reportable.
A9E0927-04		06/05/19 10:10		1.3608	26.3968	14.5558	52.7	Enter TS data for DW. (Units=%)

MLE 6-6-19

Prepared By: Date

Reviewed By: Date

Total Solids Worksheet

Analyst: MRF Date: 06/05/19 Batch: 9060598

Sample ID	Vessel ID	Tare Weight (g)	wet+ Tare Weight (g)	DRY Weight (g) 1st weighing	DRY Weight (g) 2nd weighing	Comments
A9E0838-01	1	1.3623	28.4585	16.9499	16.9491	
A9E0838-02	2	1.3664	27.0767	14.6849	14.7059	
9060598-DUP1	3	1.3598	29.5929	15.7015	15.7227	
A9E0838-03	4	1.3693	28.7211	15.5059	15.5237	
A9E0838-04	5	1.3913	27.1263	15.8184	15.8405	
A9E0838-13	6	1.3702	33.4961	18.2649	18.2854	
A9E0838-14	7	1.3696	28.7913	16.5229	16.5406	
A9E0838-15	8	1.3910	27.5408	16.8577	16.8695	
9060598-DUP2	9	1.3664	30.8105	18.4172	18.4325	
A9E0838-16	10	1.3903	30.8689	21.0459	21.0875	Recalculated by JHG 5/30/19
A9E0849-02	11	1.3450	30.7575	15.4046	15.4336	
A9E0849-08	12	1.3784	26.8608	21.5904	21.6166	
A9E0849-09	13	1.3652	26.2588	22.3158	22.3524	
A9E0927-02	14	1.3666	28.2500	15.5203	15.5471	
A9E0927-03	15	1.3772	29.3485	MK 15.5080	15.5004	
A9E0927-04	16	1.3608	26.3968	~~14.5558~~	14.5890	
				14.5558 MK 6/6		
Oven Temp at Sample Introduction				103 ✓	105 ✓	*Constant weight = +/- 50 mg.
Oven Temp at sample removal				105 ✓	104 ✓	
Time/date				9:33 6/6	12:12 6/6	

APEX LABORATORIES, LLC
12232 SW Garden Place Tigard OR 97223
phone 503-718-2323
fax 503-718-0333

Grain Size by ASTM D 422m
Benchsheet Data

Batch 9060927 (A9E0838-02,03,04,14,15,16)

APEX LABORATORIES

Grain Size (D422m/PSET)

PREPARATION BENCH SHEET 9060927

JUN 21 0 2019

Apex Laboratories
BATCH #: 9060927 (Soil)
Prep Method: ASTM D 421

Lab Number	Due	Prepared	Initial (N/A)	Final (N/A)	Client	ClientID / Sample	Extraction Comments
A9E0838-02	06/07/19	06/13/19 08:51	1	1	Anchor QEA, LLC	T4-PDI2019-SC27-190524-(	X
☐ Grain Size (D422m/PSET)							
A9E0838-03	06/07/19	06/13/19 09:08	1	1	Anchor QEA, LLC	T4-PDI2019-SC27-190524-(	X
☐ Grain Size (D422m/PSET)							
A9E0838-04	06/07/19	06/13/19 09:24	1	1	Anchor QEA, LLC	T4-PDI2019-SC27-190524-(	X
☐ Grain Size (D422m/PSET)							
A9E0838-14	06/07/19	06/13/19 09:46	1	1	Anchor QEA, LLC	T4-PDI2019-SC30-190524-(	X
☐ Grain Size (D422m/PSET)							
A9E0838-15	06/07/19	06/13/19 10:10	1	1	Anchor QEA, LLC	T4-PDI2019-SC30-190524-(	X
☐ Grain Size (D422m/PSET)							
A9E0838-16	06/07/19	06/13/19 08:58	1	1	Anchor QEA, LLC	T4-PDI2019-SC30-190524-(	X
☐ Grain Size (D422m/PSET)							
A9E0849-02	06/07/19	06/13/19 09:14	1	1	Anchor QEA, LLC	T4-PDI2019-SC32-190523-(	X
☐ Grain Size (D422m/PSET)							
A9E0849-08	06/07/19	06/13/19 09:32	1	1	Anchor QEA, LLC	T4-PDI2019-SC43-190523-(	X
☐ Grain Size (D422m/PSET)							
A9E0849-09	06/07/19	06/13/19 09:53	1	1	Anchor QEA, LLC	T4-PDI2019-SC43-190523-(	X
☐ Grain Size (D422m/PSET)							

Standards/Reagents

Reagent(s)

Std ID	Exp. Date	Description
A13L215	11/30/18	Grain Size Balance
A13L217	11/30/23	Sample Prep Bal 2
A19F069	07/07/19	Na Hexametaphosphate 40 g/L
A19F119	07/12/19	Na Hexametaphosphate 40 g/L

JDG 06/19/19

Analyte Spike(s)

Std ID	Exp. Date	Description

James S. Johnson 06/19/19
Prepared By: Date

Reviewed By: 6/18/19
Date

ANCHOR QEA
1201 3rd Avenue, Suite 2600, Seattle, WA 98101

ENVIRONMENTAL SAMPLE CHAIN OF CUSTODY

A9E0838

COC ID: APEX-20190524-153937

POC: # Cindy Fields ((206)-903-3394)
1201 3rd Avenue, Suite 2600, Seattle, WA 98101

Project: Port of Portland T4 PDI
Client: The Port of Portland

Sample Custodian: CO
Lab: Apex Laboratories, Tigard, OR

COC Sample Number	Field Sample ID	Sample Type	Matrix	Collected Date	Collected Time	Containers #	Lab QC*	Test Request	Method	TAT**	Preservative
001	FD-201905241445	FD	SE	05/24/2019		1	☐				
								Aroclor PCBs	SW8082A	30	0 - 6 °C
								PAHs	SW8270DSIM	30	0 - 6 °C
								Percent solids - APEX	SM2540G	30	0 - 6 °C
								TOC	SW9060A	30	0 - 6 °C
002	T4-PDI2019-SC27-190524-01-03	N	SE	05/24/2019	14:45	5	☒				
								Archive	NA	-1	-18°C
								Aroclor PCBs	SW8082A	30	0 - 6 °C
								Grain Size	D 422M/PSET	30	Ambient
								PAHs	SW8270DSIM	30	0 - 6 °C
								Percent solids - APEX	SM2540G	30	0 - 6 °C
								TOC	SW9060A	30	0 - 6 °C
003	T4-PDI2019-SC27-190524-03-05	N	SE	05/24/2019	14:45	4	☐				
								Archive	NA	-1	-18°C
								Aroclor PCBs	SW8082A	30	0 - 6 °C
								Grain Size	D 422M/PSET	30	Ambient
								PAHs	SW8270DSIM	30	0 - 6 °C
								Percent solids - APEX	SM2540G	30	0 - 6 °C
								TOC	SW9060A	30	0 - 6 °C
004	T4-PDI2019-SC27-190524-05-07	N	SE	05/24/2019	14:45	4	☐				
								Archive	NA	-1	-18°C
								Aroclor PCBs	SW8082A	30	0 - 6 °C
								Grain Size	D 422M/PSET	30	Ambient
								PAHs	SW8270DSIM	30	0 - 6 °C

Comment:

Relinquished By:	Received By:	Relinquished By:	Received By:	Relinquished By:	Received By:
Signature	Signature	Signature	Signature	Signature	Signature
Print Name Casey Jenisch	Print Name Charles Hoffman	Print Name	Print Name	Print Name	Print Name
Company Anchor QEA	Company Apex Labs	Company	Company	Company	Company
Date/Time 05/24/19 1600	Date/Time 5/24/19 1641	Date/Time	Date/Time	Date/Time	Date/Time

* Lab QC Requested for sample when box is checked ** TAT = Turn Around Time in DAYS # POC = Project Point of Contact

Date Printed: 5/24/2019

ANCHOR QEA
1201 3rd Avenue, Suite 2600, Seattle, WA 98101

ENVIRONMENTAL SAMPLE CHAIN OF CUSTODY

A9E0838

COC ID: APEX-20190524-153937

POC: * Cindy Fields ((206)-903-3394)
1201 3rd Avenue, Suite 2600, Seattle, WA 98101

Project: Port of Portland T4 PDI
Client: The Port of Portland

Sample Custodian: CO
Lab: Apex Laboratories, Tigard, OR

COC Sample Number	Field Sample ID	Sample Type	Matrix	Collected Date	Collected Time	Containers #	Lab QC*	Test Request	Method	TAT**	Preservative
004	T4-PDI2019-SC27-190524-05-07	N	SE	05/24/2019	14:45	4	☐				
								Percent solids - APEX	SM2540G	30	0 - 6 °C
								TOC	SW9060A	30	0 - 6 °C
005	T4-PDI2019-SC27-190524-07-09	N	SE	05/24/2019	14:45	4	☐				
								Archive	NA	-1	-18°C
								Archive(GS)	NA	-1	
006	T4-PDI2019-SC27-190524-09-11	N	SE	05/24/2019	14:45	4	☐				
								Archive	NA	-1	-18°C
								Archive(GS)	NA	-1	
007	T4-PDI2019-SC27-190524-11-12.9	N	SE	05/24/2019	14:45	4	☐				
								Archive	NA	-1	-18°C
								Archive(GS)	NA	-1	
008	T4-PDI2019-SC28-190524-01-03	N	SE	05/24/2019	10:01	4	☐				
								Archive	NA	-1	-18°C
								Archive(GS)	NA	-1	
009	T4-PDI2019-SC28-190524-03-05	N	SE	05/24/2019	10:01	4	☐				
								Archive	NA	-1	-18°C
								Archive(GS)	NA	-1	
010	T4-PDI2019-SC28-190524-05-07	N	SE	05/24/2019	10:01	4	☐				
								Archive	NA	-1	-18°C
								Archive(GS)	NA	-1	
011	T4-PDI2019-SC28-190524-07-09	N	SE	05/24/2019	10:01	3	☐				

Comment:

Relinquished By:	Received By:	Relinquished By:	Received By:	Relinquished By:	Received By:
Signature:	Signature:	Signature	Signature	Signature	Signature
Print Name: Casey Jantsch	Print Name: Charles Hoffman	Print Name	Print Name	Print Name	Print Name
Company: Anchor QEA	Company: Apex Labs	Company	Company	Company	Company
Date/Time: 05/24/19 1600	Date/Time: 5/24/19 1604	Date/Time	Date/Time	Date/Time	Date/Time

* Lab QC Requested for sample when box is checked ** TAT = Turn Around Time in DAYS # POC = Project Point of Contact

Date Printed: 5/24/2019

ANCHOR QEA
1201 3rd Avenue, Suite 2600, Seattle, WA 98101

ENVIRONMENTAL SAMPLE CHAIN OF CUSTODY

A9E0838

COC ID: APEX-20190524-153937

POC: # Cindy Fields ((206)-903-3394)
1201 3rd Avenue, Suite 2600, Seattle, WA 98101

Project: Port of Portland T4 PDI
Client: The Port of Portland

Sample Custodian: CO
Lab: Apex Laboratories, Tigard, OR

COC Sample Number	Field Sample ID	Sample Type	Matrix	Collected Date	Collected Time	# Containers	Lab QC*	Test Request	Method	TAT**	Preservative
011	T4-PDI2019-SC28-190524-07-09	N	SE	05/24/2019	10:01	3	☐				
								Archive	NA	-1	-18°C
								Archive(GS)	NA	-1	
012	T4-PDI2019-SC28-190524-09-10.1	N	SE	05/24/2019	10:01	3	☐				
								Archive	NA	-1	-18°C
								Archive(GS)	NA	-1	
013	FD-201905241300	FD	SE	05/24/2019		1	☐				
								Aroclor PCBs	SW8082A	30	0 – 6 °C
								PAHs	SW8270DSIM	30	0 – 6 °C
								Percent solids - APEX	SM2540G	30	0 – 6 °C
								TOC	SW9060A	30	0 – 6 °C
014	T4-PDI2019-SC30-190524-01-03	N	SE	05/24/2019	13:00	4	☐				
								Archive	NA	-1	-18°C
								Aroclor PCBs	SW8082A	30	0 – 6 °C
								Grain Size	D 422M/PSET	30	Ambient
								PAHs	SW8270DSIM	30	0 – 6 °C
								Percent solids - APEX	SM2540G	30	0 – 6 °C
								TOC	SW9060A	30	0 – 6 °C
015	T4-PDI2019-SC30-190524-03-05	N	SE	05/24/2019	13:00	5	☒				
								Archive	NA	-1	-18°C
								Aroclor PCBs	SW8082A	30	0 – 6 °C
								Grain Size	D 422M/PSET	30	Ambient
								PAHs	SW8270DSIM	30	0 – 6 °C

Comment:

Relinquished By:	Received By:	Relinquished By:	Received By:	Relinquished By:	Received By:
Signature [signature]	Signature [signature]	Signature	Signature	Signature	Signature
Print Name Casey Janisch	Print Name Charles Hoffman	Print Name	Print Name	Print Name	Print Name
Company Anchor QEA	Company Apex LAB	Company	Company	Company	Company
Date/Time 05/24/19 1600	Date/Time 5/24/19 1600	Date/Time	Date/Time	Date/Time	Date/Time

* Lab QC Requested for sample when box is checked ** TAT = Turn Around Time in DAYS # POC = Project Point of Contact

Date Printed: 5/24/2019

ANCHOR QEA
1201 3rd Avenue, Suite 2600, Seattle, WA 98101

ENVIRONMENTAL SAMPLE CHAIN OF CUSTODY

A9E0838

COC ID: APEX-20190524-153937

POC: * Cindy Fields ((206)-903-3394)
1201 3rd Avenue, Suite 2600, Seattle, WA 98101

Project: Port of Portland T4 PDI
Client: The Port of Portland

Sample Custodian: CO
Lab: Apex Laboratories, Tigard, OR

COC Sample Number	Field Sample ID	Sample Type	Matrix	Collected Date	Collected Time	Containers #	Lab QC*	Test Request	Method	TAT**	Preservative
015	T4-PDI2019-SC30-190524-03-05	N	SE	05/24/2019	13:00	5	X				
								Percent solids - APEX	SM2540G	30	0 - 6 °C
								TOC	SW9060A	30	0 - 6 °C
016	T4-PDI2019-SC30-190524-05-07	N	SE	05/24/2019	13:00	4					
								Archive	NA	-1	-18°C
								Aroclor PCBs	SW8082A	30	0 - 6 °C
								Grain Size	D 422M/PSET	30	Ambient
								PAHs	SW8270DSIM	30	0 - 6 °C
								Percent solids - APEX	SM2540G	30	0 - 6 °C
								TOC	SW9060A	30	0 - 6 °C
017	T4-PDI2019-SC30-190524-07-09	N	SE	05/24/2019	13:00	4					
								Archive	NA	-1	-18°C
								Archive(GS)	NA	-1	
018	T4-PDI2019-SC30-190524-09-11.1	N	SE	05/24/2019	13:00	4					
								Archive	NA	-1	-18°C
								Archive(GS)	NA	-1	
019	T4-PDI2019-SC42-190524-01-03	N	SE	05/24/2019	8:51	4					
								Archive	NA	-1	-18°C
								Archive(GS)	NA	-1	
020	T4-PDI2019-SC42-190524-03-4.25	N	SE	05/24/2019	8:51	4					
								Archive	NA	-1	-18°C
								Archive(GS)	NA	-1	

X

Comment:

Relinquished By:	Received By:	Relinquished By:	Received By:	Relinquished By:	Received By:
Signature: Casey Jansch	Signature:	Signature:	Signature:	Signature:	Signature:
Print Name: Casey Jansch	Print Name: Charles Hoffman	Print Name:	Print Name:	Print Name:	Print Name:
Company: Anchor QEA	Company: Apex Labs	Company:	Company:	Company:	Company:
Date/Time: 05/24/19 1600	Date/Time: 5/24/19 1641	Date/Time:	Date/Time:	Date/Time:	Date/Time:

* Lab QC Requested for sample when box is checked ** TAT = Turn Around Time in DAYS # POC = Project Point of Contact

Date Printed: 5/24/2019

ANCHOR QEA
1201 3rd Avenue, Suite 2600, Seattle, WA 98101

ENVIRONMENTAL SAMPLE CHAIN OF CUSTODY

A9E0849

COC ID: APEX-20190523-183932

POC: # Cindy Fields ((206)-903-3394)
1201 3rd Avenue, Suite 2600, Seattle, WA 98101

Project: Port of Portland T4 PDI
Client: The Port of Portland

Sample Custodian: CO
Lab: Apex Laboratories, Tigard, OR

COC Sample Number	Field Sample ID	Sample Type	Matrix	Collected Date	Collected Time	Containers #	Lab QC*	Test Request	Method	TAT**	Preservative
001	RB-201905231817	RB	WQ	05/23/2019	18:17	2	☐				
								PAHs	SW8270DSIM	30	
								Pesticides	SW8081B	30	
002	T4-PDI2019-SC32-190523-01-03	N	SE	05/23/2019	12:33	5	☐				
								Archive	NA	-1	-18°C
								Aroclor PCBs	SW8082A	30	0 - 6 °C
								Grain Size	D 422M/PSET	30	Ambient
								Percent solids - APEX	SM2540G	30	0 - 6 °C
								Pesticides	SW8081B	30	0 - 6 °C
								TOC	SW9060A	30	0 - 6 °C
003	T4-PDI2019-SC32-190523-03-05	N	SE	05/23/2019	12:33	4	☐				
								Archive	NA	-1	-18°C
								Archive(GS)	NA	-1	
004	T4-PDI2019-SC32-190523-05-07	N	SE	05/23/2019	12:33	4	☐				
								Archive	NA	-1	-18°C
								Archive(GS)	NA	-1	
005	T4-PDI2019-SC32-190523-07-09	N	SE	05/23/2019	12:33	4	☐				
								Archive	NA	-1	-18°C
								Archive(GS)	NA	-1	
006	T4-PDI2019-SC32-190523-09-11	N	SE	05/23/2019	12:33	4	☐				
								Archive	NA	-1	-18°C
								Archive(GS)	NA	-1	
007	T4-PDI2019-SC32-190523-11-11.8	N	SE	05/23/2019	12:32	4	☐				

Comment:

Relinquished By:	Received By:	Relinquished By:	Received By:	Relinquished By:	Received By:
Signature:	Signature:	Signature	Signature	Signature	Signature
Print Name: Casey Janisch	Print Name: Charles Hoffman	Print Name	Print Name	Print Name	Print Name
Company: Anchor QEA	Company: Apex Labs	Company	Company	Company	Company
Date/Time: 5/24/19 1600	Date/Time: 5/24/19 1641	Date/Time	Date/Time	Date/Time	Date/Time

* Lab QC Requested for sample when box is checked ** TAT = Turn Around Time in DAYS # POC = Project Point of Contact

Date Printed: 5/23/2019

ANCHOR QEA

1201 3rd Avenue, Suite 2600, Seattle, WA 98101

ENVIRONMENTAL SAMPLE CHAIN OF CUSTODY

APE0849

COC ID: APEX-20190523-183932

POC: # Cindy Fields ((206)-903-3394)
1201 3rd Avenue, Suite 2600, Seattle, WA 98101

Project: Port of Portland T4 PDI
Client: The Port of Portland

Sample Custodian: SN
Lab: Apex Laboratories, Tigard, OR

COC Sample Number	Field Sample ID	Sample Type	Matrix	Collected Date	Collected Time	Containers #	Lab QC*	Test Request	Method	TAT**	Preservative
007	T4-PDI2019-SC32-190523-11-11.8	N	SE	05/23/2019	12:32	4	☐				
								Archive	NA	-1	-18°C
								Archive(GS)	NA	-1	
008	T4-PDI2019-SC43-190523-01-03	N	SE	05/23/2019	16:35	4	☐				
								Archive	NA	-1	-18°C
								Aroclor PCBs	SW8082A	30	0 - 6 °C
								Grain Size	D 422M/PSET	30	Ambient
								Percent solids - APEX	SM2540G	30	0 - 6 °C
								TOC	SW9060A	30	0 - 6 °C
009	T4-PDI2019-SC43-190523-03-05	N	SE	05/23/2019	16:35	4	☐				
								Archive	NA	-1	-18°C
								Aroclor PCBs	SW8082A	30	0 - 6 °C
								Grain Size	D 422M/PSET	30	Ambient
								Percent solids - APEX	SM2540G	30	0 - 6 °C
								TOC	SW9060A	30	0 - 6 °C
010	T4-PDI2019-SC43-190523-05-5.7	N	SE	05/23/2019	16:35	4	☐				
								Archive	NA	-1	-18°C
								Archive(GS)	NA	-1	
011	T4-PDI2019-SC44-190523-01-03	N	SE	05/23/2019	14:47	4	☐				
								Archive	NA	-1	-18°C
								Archive(GS)	NA	-1	
012	T4-PDI2019-SC44-190523-03-05	N	SE	05/23/2019	14:47	4	☐				
								Archive	NA	-1	-18°C

Comment:

Relinquished By:	Received By:	Relinquished By:	Received By:	Relinquished By:	Received By:
Signature: Casey Janisch	Signature: Charles Hoffman	Signature:	Signature:	Signature:	Signature:
Print Name: Casey Janisch	Print Name: Charles Hoffman	Print Name:	Print Name:	Print Name:	Print Name:
Company: Anchor QEA	Company: Apex Labs	Company:	Company:	Company:	Company:
Date/Time: 05/24/19 1600	Date/Time: 5/24/19 1641	Date/Time:	Date/Time:	Date/Time:	Date/Time:

* Lab QC Requested for sample when box is checked ** TAT = Turn Around Time in DAYS # POC = Project Point of Contact

Date Printed: 5/23/2019

ANCHOR QEA
1201 3rd Avenue, Suite 2600, Seattle, WA 98101

ENVIRONMENTAL SAMPLE CHAIN OF CUSTODY

A9E0849

COC ID: APEX-20190523-183932

POC: * Cindy Fields ((206)-903-3394)
1201 3rd Avenue, Suite 2600, Seattle, WA 98101

Project: Port of Portland T4 PDI
Client: The Port of Portland

Sample Custodian: CO
Lab: Apex Laboratories, Tigard, OR

COC Sample Number	Field Sample ID	Sample Type	Matrix	Collected Date	Collected Time	Containers #	Lab QC*	Test Request	Method	TAT**	Preservative
012	T4-PDI2019-SC44-190523-03-05	N	SE	05/23/2019	14:47	4	☐				
								Archive(GS)	NA	-1	
013	T4-PDI2019-SC44-190523-05-07	N	SE	05/23/2019	14:47	4	☐				
								Archive	NA	-1	-18°C
								Archive(GS)	NA	-1	
014	T4-PDI2019-SC44-190523-07-09	N	SE	05/23/2019	14:47	4	☐				
								Archive	NA	-1	-18°C
								Archive(GS)	NA	-1	
015	T4-PDI2019-SC44-190523-09-11	N	SE	05/23/2019	14:47	4	☐				
								Archive	NA	-1	-18°C
								Archive(GS)	NA	-1	
016	T4-PDI2019-SC44-190523-11-13.3	N	SE	05/23/2019	14:47	4	☐				
								Archive	NA	-1	-18°C
								Archive(GS)	NA	-1	
017	T4-PDI2019-SC45-190523-01-03	N	SE	05/23/2019	10:30	4	☐				
								Archive	NA	-1	-18°C
								Archive(GS)	NA	-1	
018	T4-PDI2019-SC45-190523-03-05	N	SE	05/23/2019	10:30	4	☐				
								Archive	NA	-1	-18°C
								Archive(GS)	NA	-1	
019	T4-PDI2019-SC45-190523-05-07	N	SE	05/23/2019	10:30	4	☐				
								Archive	NA	-1	-18°C

Comment:

Relinquished By:	Received By:	Relinquished By:	Received By:	Relinquished By:	Received By:
Signature	Signature	Signature	Signature	Signature	Signature
Print Name: Casey Jantsch	Print Name: Charles Hoggard	Print Name	Print Name	Print Name	Print Name
Company: Anchor QEA	Company: Apex Labs	Company	Company	Company	Company
Date/Time: 05/24/19 1600	Date/Time: 5/24/19 1641	Date/Time	Date/Time	Date/Time	Date/Time

* Lab QC Requested for sample when box is checked ** TAT = Turn Around Time in DAYS # POC = Project Point of Contact

Date Printed: 5/23/2019

ANCHOR QEA
1201 3rd Avenue, Suite 2600, Seattle, WA 98101

ENVIRONMENTAL SAMPLE CHAIN OF CUSTODY

A9E0849

COC ID: APEX-20190523-183932

POC: * Cindy Fields ((206)-903-3394)
1201 3rd Avenue, Suite 2600, Seattle, WA 98101

Project: Port of Portland T4 PDI
Client: The Port of Portland

Sample Custodian: SN
Lab: Apex Laboratories, Tigard, OR

COC Sample Number	Field Sample ID	Sample Type	Matrix	Collected Date	Collected Time	Containers #	Lab QC*	Test Request	Method	TAT**	Preservative
019	T4-PDI2019-SC45-190523-05-07	N	SE	05/23/2019	10:30	4	☐				
								Archive(GS)	NA	-1	
020	T4-PDI2019-SC45-190523-07-09	N	SE	05/23/2019	10:30	4	☐				
								Archive	NA	-1	-18°C
								Archive(GS)	NA	-1	
021	T4-PDI2019-SC45-190523-09-11	N	SE	05/23/2019	10:30	4	☐				
								Archive	NA	-1	-18°C
								Archive(GS)	NA	-1	
022	T4-PDI2019-SC45-190523-11-12.3	N	SE	05/23/2019	10:30	4	☐				
								Archive	NA	-1	-18°C
								Archive(GS)	NA	-1	

Comment:

Relinquished By:	Received By:	Relinquished By:	Received By:	Relinquished By:	Received By:
Signature	Signature	Signature	Signature	Signature	Signature
Print Name Cassy Jansch	Print Name Charles Hartman	Print Name	Print Name	Print Name	Print Name
Company Anchor QEA	Company Apex Labs	Company	Company	Company	Company
Date/Time 05/24/19 1600	Date/Time 5/24/19 1641	Date/Time	Date/Time	Date/Time	Date/Time

* Lab QC Requested for sample when box is checked ** TAT = Turn Around Time in DAYS # POC = Project Point of Contact

Date Printed: 5/23/2019

Apex Laboratories, LLC

Particle Size Analysis of Soil by ASTM D 422

Sample ID:	A9E0838-02		Client Sample ID:	T4-PDI2019-SC27-190524-01-03		Batch Number:	9060927
Data Entered by:	SJL/JSJ	Date:	06/17/19	Data Reviewed by:	JW	Date:	06/18/19
Sample Description:	Clayey SILT with trace Sand			Max Particle Size:	Coarse Sand		
Particle Shape:	N/A			Hardness	N/A		

Whole Sample	Tare	Air Dry + Tare	Air Dry	Moisture	Dry Wt.
	11.685	317.680	306.00	4.80	292.0

Sieve Number	Opening (mm)	Tare	Dry + Tare	Weight Retained	Cumulative Wt. Retained	% Retained	% Passing
4	4.75	0.000	0.000	0.00	0.00	0.0	100.0
10	2.00	0.000	0.000	0.00	0.00	0.0	100.0
Pan		11.712	317.410	305.70	305.70	99.7	

Hygroscopic Moisture Correction

	Hygroscopic Correction Factor	Oven Sample	Pan No.	Tare	Air Dry + Tare	Oven Dry + Tare	Moisture
	0.9542		838-2	1.292	16.092	15.414	4.80

Hydrometer Analysis

Start Date/Time	6/13/2019	8:51	Dispersing Agent	$NaPO_3$
Air Dry Sample Wt. for Hydrometer Test (g)	51.280		G_s Correction Factor (α)	1.000
Percent Passing No.10 Sieve	100.0		Specific Gravity (G_s)	2.65
Dry Weight of Soil Tested (g)	48.93		Corrected Dry Weight of Soil Tested (g) (W)	48.93

Elapsed Time (min)	Hydrometer Reading	Temperature (°C)	Corrected Hydrometer Reading [R]	% Finer of Hydrometer Sample	L	K	Particle Diameter (mm)	Percent Passing
1	42	22.4	36.58	74.8	9.2	0.01332	0.040	74.76
2	37	22.3	31.55	64.5	10.1	0.01332	0.030	64.48
4	31	22.3	25.55	52.2	11.1	0.01332	0.022	52.21
8	25.5	22.3	20.05	41.0	11.9	0.01332	0.016	40.97
15	22	22.3	16.55	33.8	12.5	0.01332	0.012	33.82
30	19.5	22.3	14.05	28.7	12.9	0.01332	0.009	28.71
60	16.5	22.2	11.02	22.5	13.3	0.01332	0.006	22.51
90	15	22.3	9.55	19.5	13.7	0.01332	0.005	19.51
120	14	22.3	8.55	17.5	13.8	0.01332	0.005	17.47
240	12	22.4	6.58	13.5	14.2	0.01332	0.003	13.45
360	11.5	22.7	6.18	12.6	14.2	0.01317	0.003	12.63
1440	11	20.8	5.05	10.3	14.3	0.01348	0.001	10.32

Sieve Analysis of Portion Finer Than No. 10 Sieve

Sieve Number	Opening (mm)	Tare	Dry + Tare	Weight Retained	Cumulative Retained	% Retained	% Passing
20	0.850	1.304	1.307	0.00	0.02	0.0	100.0
40	0.425	1.308	1.454	0.15	0.89	0.3	99.7
60	0.250	1.307	1.854	0.55	4.15	1.1	98.6
100	0.150	1.309	2.179	0.87	9.34	1.8	96.8
140	0.105	1.283	2.538	1.26	16.82	2.6	94.2
200	0.075	1.289	3.642	2.35	30.84	4.8	89.4
230	0.063	1.300	3.087	1.79	41.50	3.7	85.8
Pan		1.289	4.188	6.99	234 MPDs	44.97	

Apex Laboratories, LLC
Particle Size Analysis of Soil by ASTM D 422 Modified

Sample ID: T4-PDI2019-SC27-190524-01-03 (A9E0838-02)

Grain Size Analysis Summary from Sieving and Hydrometer Testing		Particle Size (mm)	Percent Finer	Total Percent of Sample
Gravel				*0*
Retained on No. 4 sieve		4.75	100	0
Gravel, passing No. 4 sieve and retained on No. 10 sieve		2.00	100	0
Sand				*14.23*
Coarse sand, passing No.10 sieve and retained on No. 20 sieve		0.8500	99.99	0.01
Medium sand, passing No.20 sieve and retained on No. 40 sieve		0.4250	99.7	0.3
Medium sand, passing No.40 sieve and retained on No. 60 sieve		0.2500	98.58	1.12
Medium sand, passing No. 60 sieve and retained on No.100 sieve		0.1500	96.8	1.78
Fine sand, passing No. 100 sieve and retained on No.140 sieve		0.1060	94.23	2.56
Fine sand passing No. 140 sieve and retained on No. 200 sieve		0.0750	89.43	4.81
Fine sand, passing No. 200 sieve and retained on No. 230 sieve		0.0630	85.77	3.65
Silt and Clay (Measurements in the Clay fraction are noted)				*85.77*
Hydrometer Test		0.0404	74.76	11.01
Hydrometer Test		0.0299	64.48	10.29
Hydrometer Test		0.0222	52.21	12.26
Hydrometer Test		0.0162	40.97	11.24
Hydrometer Test		0.0122	33.82	7.15
Hydrometer Test		0.0087	28.71	5.11
Hydrometer Test		0.0063	22.51	6.2
Hydrometer Test		0.0052	19.51	3
Hydrometer Test	Clay	0.0045	17.47	2.04
Hydrometer Test	Clay	0.0032	13.45	4.02
Hydrometer Test	Clay	0.0026	12.63	0.82
Hydrometer Test	Clay	0.0013	10.32	2.32

Grain Size Summary	Percent of Total Sample
Gravel	0.0
Sand	14.2
Coarse sand	0.0
Medium sand	3.2
Fine sand	11.0
Silt	66.3
Clay	19.5

Case Narrative for Sample ID: **T4-PDI2019-SC27-190524-01-03 (A9E0838-02)**

This data is not to be used for engineering purposes.

No difficulty dispersing the fraction passing the No. 10 sieve.

Dispersion device used: Commercial drink mixer operating at least 10,000 rpm for one minute.

The assumed specific gravity used in the calculations was 2.65.

+20 to +60 fractions contain abundant organic material.



Expires 12/31/19

Apex Laboratories, LLC
Particle Size Analysis of Soil by ASTM D 422 Modified

Grain Size Accumulation Curve

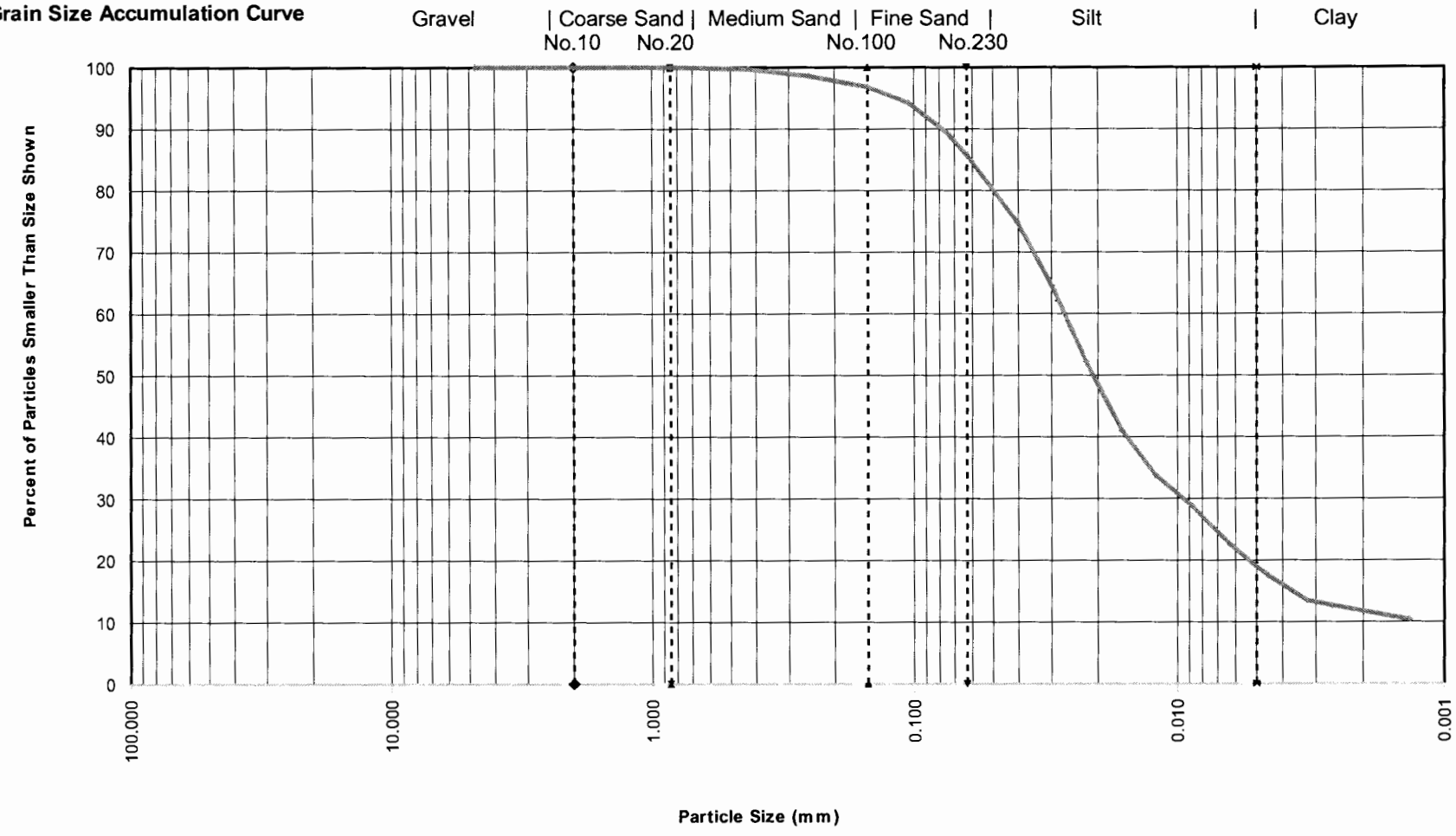

Sample ID:	T4-PDI2019-SC27-190524-01-03 (A9E0838-02)			
Specific Gravity	MAXIMUM PARTICLE SIZE	GRAVEL & SAND		SOIL DESCRIPTION
		PARTICLE SHAPE	HARDNESS	
2.65	Coarse Sand	N/A	N/A	Clayey SILT with trace Sand

Hydrometer S/N (drop down):

	m	b
870249	-0.3341	12.9

Sample ID: A9E0838-02

Whole Sample

									Total
Tare Values	5.913	5.772							11.685
Air Dry + Tare	166.980	150.700							317.680

Sieve Number 4 Enter the weight of soil after wash and oven-dry at 50.

									Total
Tare Values	0.000								0.000
Dry + Tare	0.000								0.000

Sieve Number 10

									Total
Tare Values	0.000								0.000
Dry + Tare	0.000								0.000

Pan

									Total
Tare Values	5.930	5.782							11.712
Dry + Tare	154.580	162.830							317.410

Ensure that Total % Retained is ~ 100%. 99.67

APEX
Grain Size Analysis

Analyst	KAREN WILSON
Batch number	9060927
Sample ID	AGE0838-02C
Start Date/ Time	6-11-19 12:05

Air Drying

Tare	Air Dry Sample + Tare	Tare	Air Dry Sample + Tare
5.913	166.98		
5.772	150.70		

Post 10 mesh sieving

+4 Fraction

Tare	+4 fraction (air dry) + tare	+4 fraction (oven dry) + tare

+10 Fraction

Tare	+10 fraction (air dry) + tare	+10 fraction (oven dry) + tare

-10 Fraction (Pan)

Tare	Pan fraction (air dry) + tare	Tare	Pan fraction (air dry) + tare
5.930	154.58		
5.782	142.83		

Date/Time/Temp	AMEC0G1V
IN	6-12-19 14:25 104.6
OUT	6-14-19 09:52 107.1

Hygroscopic Moisture Correction

Pan No.	Tare	-10 fraction (air dry) + tare	-10 fraction (oven dry) + tare
838-2	1.292	16.092	15.414

APEX
Grain Size Analysis

Notes

Sample ID: A9E0838-02

Abundant organic matter in fractions +20 to +60.

JG 06/17/19

Maximum Particle Size: Coarse Sand

Hardness and Shape: N/A

Soil/Sediment Classification:

Clayey Silt w/ trace Sand

6/18/19

APEX
Grain Size Analysis

Hydrometer Analysis

Analyst	Sandra Sanguey		
Batch Number	9060927		
Sample ID	A9E0838-02C		
Start Date/Time	6-13-19 ~~08:52~~		08:51 6-13-19
Air Dry Sample for Hydrometer Test		51.28	
Hydrometer	870249	Dispersant	A19F068

Time/Date: 06-12-19 14:07

08:51	Time (min.)	Hydrometer Reading	Temperature (°C)	Amount of Foam
	0.5			
8:52	1	42	22.4	
8:53	2	37	22.3	
8:55	4	31	22.3	
8:59	8	25.5	22.3	
9:06	15	22	22.3	
9:21	30	19.5	22.3	
9:51	60	16.5	22.2	
10:21	90	15.0	22.3	
10:51	120	14	22.3	
12:51	240	12	22.4	
14:51	360	11.5	22.7	
08:51	1440	11	20.8	

Note:

1 cm foam = 5 hydrometer units.

Adjust Hydrometer Reading entered into Excel spreadsheet by adding 5 hydrometer units per cm of foam.

Sieve Analysis of Portion Finer Than No. 10 Sieve

Sieve No.	Tare	Oven Dry + Tare
+20	1.364	1.307
+40	1.308	1.454
+60	1.307	1.854
+100	1.309	2.179
+140	1.283	2.538
+200	1.289	3.642
+230	1.300	3.087
-230 (pan)	1.284	5.526

Apex Laboratories, LLC

Particle Size Analysis of Soil by ASTM D 422

Sample ID:	A9E0838-03		Client Sample ID:	T4-PDI2019-SC27-190524-03-05		Batch Number:	9060927
Data Entered by:	SJL/JSJ	Date:	06/17/19	Data Reviewed by:	JW	Date:	06/18/19
Sample Description:	Clayey SILT with trace Sand			Max Particle Size:	Gravel		
Particle Shape:	N/A			Hardness	N/A		

Whole Sample	Tare	Air Dry + Tare	Air Dry	Moisture	Dry Wt.
	11.560	287.682	276.12	5.39	262.0

Sieve Number	Opening (mm)	Tare	Dry + Tare	Weight Retained	Cumulative Wt. Retained	% Retained	% Passing
4	4.75	0.000	0.000	0.00	0.00	0.0	100.0
10	2.00	1.302	1.336	0.03	0.03	0.0	100.0
Pan		11.566	287.380	275.81	275.85	99.6	

Hygroscopic Moisture Correction

	Hygroscopic Correction Factor	Oven Sample	Pan No.	Tare	Air Dry + Tare	Oven Dry + Tare	Moisture
	0.9489		838-3	1.299	15.169	14.460	5.39

Hydrometer Analysis

Start Date/Time	6/13/2019 9:08	Dispersing Agent	$NaPO_3$
Air Dry Sample Wt. for Hydrometer Test (g)	51.229	G_s Correction Factor (α)	1.000
Percent Passing No.10 Sieve	100.0	Specific Gravity (G_s)	2.65
Dry Weight of Soil Tested (g)	48.61	Corrected Dry Weight of Soil Tested (g) (W)	48.62

Elapsed Time (min)	Hydrometer Reading	Temperature (°C)	Corrected Hydrometer Reading [R]	% Finer of Hydrometer Sample	L	K	Particle Diameter (mm)	Percent Passing
1	45	22.4	39.58	81.4	8.8	0.01332	0.040	81.41
2	40	22.4	34.58	71.1	9.6	0.01332	0.029	71.12
4	35.5	22.4	30.08	61.9	10.2	0.01332	0.021	61.87
8	30.5	22.4	25.08	51.6	11.1	0.01332	0.016	51.58
15	26	22.4	20.58	42.3	11.9	0.01332	0.012	42.33
30	22.5	22.3	17.05	35.1	12.4	0.01332	0.009	35.06
60	18.5	22.4	13.08	26.9	13	0.01332	0.006	26.90
90	17	22.4	11.58	23.8	13.3	0.01332	0.005	23.82
120	16	22.2	10.52	21.6	13.5	0.01332	0.004	21.63
240	13	22.6	7.65	15.7	14	0.01317	0.003	15.73
360	12.5	22.9	7.25	14.9	14	0.01317	0.003	14.91
1440	10.5	20.8	4.55	9.4	14.3	0.01348	0.001	9.35

Sieve Analysis of Portion Finer Than No. 10 Sieve

Sieve Number	Opening (mm)	Tare	Dry + Tare	Weight Retained	Cumulative Retained	% Retained	% Passing
20	0.850	1.280	1.285	0.01	0.06	0.0	100.0
40	0.425	1.294	1.384	0.09	0.55	0.2	99.8
60	0.250	1.298	1.480	0.18	1.53	0.4	99.4
100	0.150	1.298	1.751	0.45	3.96	0.9	98.5
140	0.105	1.296	2.022	0.73	7.87	1.5	97.0
200	0.075	1.291	2.914	1.62	16.61	3.3	93.7
230	0.063	1.302	2.492	1.19	23.02	2.4	91.2
Sum				4.27	230 Minus	54.94	

Apex Laboratories, LLC
Particle Size Analysis of Soil by ASTM D 422 Modified

Sample ID: T4-PDI2019-SC27-190524-03-05 (A9E0838-03)

Grain Size Analysis Summary from Sieving and Hydrometer Testing	Particle Size (mm)	Percent Finer	Total Percent of Sample
Gravel			*0.01*
Retained on No. 4 sieve	4.75	100	0
Gravel, passing No. 4 sieve and retained on No. 10 sieve	2.00	99.99	0.01
Sand			*8.78*
Coarse sand, passing No.10 sieve and retained on No. 20 sieve	0.8500	99.98	0.01
Medium sand, passing No.20 sieve and retained on No. 40 sieve	0.4250	99.79	0.19
Medium sand, passing No.40 sieve and retained on No. 60 sieve	0.2500	99.42	0.37
Medium sand, passing No. 60 sieve and retained on No.100 sieve	0.1500	98.49	0.93
Fine sand, passing No. 100 sieve and retained on No.140 sieve	0.1060	96.99	1.49
Fine sand passing No. 140 sieve and retained on No. 200 sieve	0.0750	93.65	3.34
Fine sand, passing No. 200 sieve and retained on No. 230 sieve	0.0630	91.21	2.45
Silt and Clay (Measurements in the Clay fraction are noted)			*91.21*
Hydrometer Test	0.0395	81.41	9.8
Hydrometer Test	0.0292	71.12	10.28
Hydrometer Test	0.0213	61.87	9.25
Hydrometer Test	0.0157	51.58	10.28
Hydrometer Test	0.0119	42.33	9.25
Hydrometer Test	0.0086	35.06	7.27
Hydrometer Test	0.0062	26.9	8.16
Hydrometer Test	0.0051	23.82	3.08
Hydrometer Test Clay	0.0045	21.63	2.19
Hydrometer Test Clay	0.0032	15.73	5.9
Hydrometer Test Clay	0.0026	14.91	0.82
Hydrometer Test Clay	0.0013	9.35	5.56

Grain Size Summary	Percent of Total Sample
Gravel	0.0
Sand	8.8
Coarse sand	0.0
Medium sand	1.5
Fine sand	7.3
Silt	67.4
Clay	23.8

Case Narrative for Sample ID: T4-PDI2019-SC27-190524-03-05 (A9E0838-03)

This data is not to be used for engineering purposes.

No difficulty dispersing the fraction passing the No. 10 sieve.

Dispersion device used: Commercial drink mixer operating at least 10,000 rpm for one minute.

The assumed specific gravity used in the calculations was 2.65.

+10 fraction consists entirely of organic material.

+20 to +60 fractions contain abundant organic material.



Expires 12/31/19

Apex Laboratories, LLC
Particle Size Analysis of Soil by ASTM D 422 Modified

Grain Size Accumulation Curve

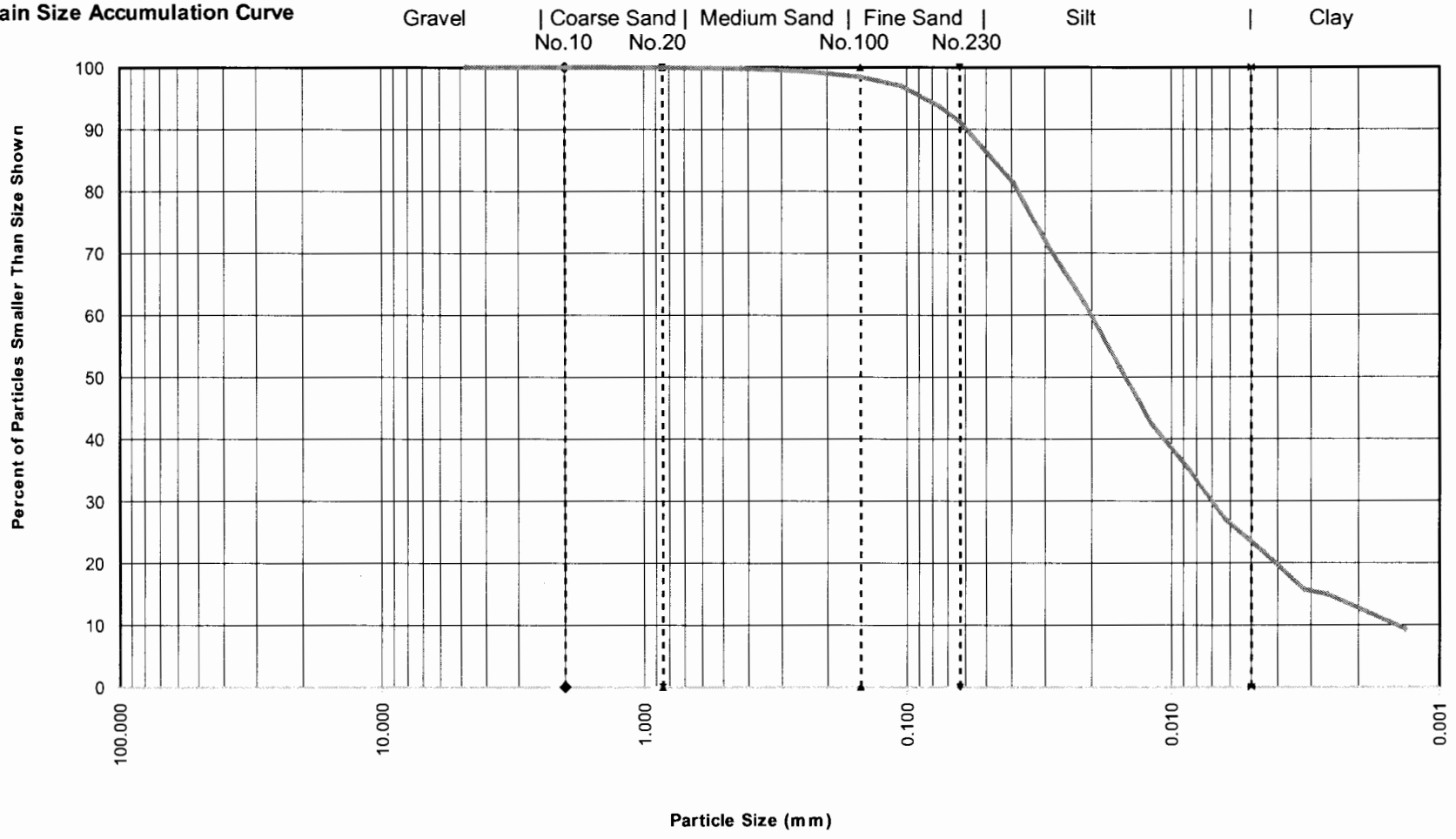

Sample ID:	T4-PDI2019-SC27-190524-03-05 (A9E0838-03)			
Specific Gravity	MAXIMUM PARTICLE SIZE	GRAVEL & SAND		SOIL DESCRIPTION
		PARTICLE SHAPE	HARDNESS	
2.65	Gravel	N/A	N/A	Clayey SILT with trace Sand

Hydrometer S/N (drop down):	m	b
870249	-0.3341	12.9

Sample ID: A9E0838-03

Whole Sample

									Total
Tare Values	5.776	5.784							11.560
Air Dry + Tare	136.606	151.076							287.682

Sieve Number 4 Enter the weight of soil after wash and oven-dry at 50.

									Total
Tare Values	0.000								0.000
Dry + Tare	0.000								0.000

Sieve Number 10

									Total
Tare Values	1.302								1.302
Dry + Tare	1.336								1.336

Pan

									Total
Tare Values	5.780	5.786							11.566
Dry + Tare	166.354	121.026							287.380

Ensure that Total % Retained is ~ 100%. 99.61

APEX
Grain Size Analysis

Analyst	Mary Armstrong Byers
Batch number	9060927
Sample ID	A9E0838-03B
Start Date/ Time	06/11/19

Air Drying

Tare	Air Dry Sample + Tare	Tare	Air Dry Sample + Tare
5.776	136.606		
5.784	151.076		

Post 10 mesh sieving

+4 Fraction

Tare	+4 fraction (air dry) + tare	+4 fraction (oven dry) + tare

+10 Fraction

Tare	+10 fraction (air dry) + tare	+10 fraction (oven dry) + tare
1.302	1.340	1.336

-10 Fraction (Pan)

Tare	Pan fraction (air dry) + tare	Tare	Pan fraction (air dry) + tare
5.780	166.354		
5.786	121.026		

Date/Time/Temp	AMF 06/19
IN	6-12-19 14:25 104.6
OUT	6-14-19 09:52 107.1

Hygroscopic Moisture Correction

Pan No.	Tare	-10 fraction (air dry) + tare	-10 fraction (oven dry) + tare
838-3	1.299	15.169	14.460

APEX
Grain Size Analysis

Notes Sample ID: A9E0838-03

abundant organic material in fractions +20 to +60.
JG 06/17/19

+10 fraction consists entirely of organics.

Maximum Particle Size: Gravel

Hardness and Shape: N/A

Soil/Sediment Classification:

Clayey SILT w/ trace Sand

6/18/19

APEX
Grain Size Analysis

Hydrometer Analysis

Analyst	Sandra Sanguesa		
Batch Number	9060927		
Sample ID	A9E0838-03B		
Start Date/Time	6-13-19	09:08	
Air Dry Sample for Hydrometer Test		51.229	
Hydrometer	870249	Dispersant	A19F068

Time/Date: 06-12-19 14:04

09:08	Time (min.)	Hydrometer Reading	Temperature (°C)	Amount of Foam
	0.5			
9:09	1	45	22.4	
9:10	2	40	22.4	
9:12	4	35.5	22.4	
9:16	8	30.5	22.4	
9:23	15	26	22.4	
9:38	30	22.5	22.3	
10:08	60	18.5	22.4	
10:38	90	17.0	22.4	
11:08	120	16	22.2	
13:08	240	13	22.6	
15:08	360	12.5	22.9	
09:08	1440	10.5	20.8	

Note:

1 cm foam = 5 hydrometer units.

Adjust Hydrometer Reading entered into Excel spreadsheet by adding 5 hydrometer units per cm of foam.

Sieve Analysis of Portion Finer Than No. 10 Sieve

Sieve No.	Tare	Oven Dry + Tare
+20	1.280	1.285
+40	1.294	1.384
+60	1.298	1.480
+100	1.298	1.751
+140	1.296	2.022
+200	1.291	2.914
+230	1.302	2.492
-230 (pan)	1.292	2.624

Apex Laboratories, LLC

Particle Size Analysis of Soil by ASTM D 422

Sample ID:	A9E0838-04		Client Sample ID:	T4-PDI2019-SC27-190524-05-07		Batch Number:	9060927
Data Entered by:	SJL/JSJ	Date:	06/17/19	Data Reviewed by:	JW	Date:	06/18/19
Sample Description:	Clayey SILT with trace Sand			Max Particle Size:	Gravel		
Particle Shape:	N/A			Hardness	N/A		

Whole Sample	Tare	Air Dry + Tare	Air Dry	Moisture	Dry Wt.
	11.273	314.082	302.81	5.22	287.8

Sieve Number	Opening (mm)	Tare	Dry + Tare	Weight Retained	Cumulative Wt. Retained	% Retained	% Passing
4	4.75	1.302	1.400	0.10	0.10	0.0	100.0
10	2.00	1.300	1.714	0.41	0.51	0.1	99.8
Pan		11.285	313.095	301.81	302.32	99.4	

Hygroscopic Moisture Correction

	Hygroscopic Correction Factor	Oven Sample	Pan No.	Tare	Air Dry + Tare	Oven Dry + Tare	Moisture
	0.9504		E83804	1.289	23.531	22.427	5.22

Hydrometer Analysis

Start Date/Time	6/13/2019	9:24	Dispersing Agent	$NaPO_3$
Air Dry Sample Wt. for Hydrometer Test (g)	51.460		G_s Correction Factor (α)	1.000
Percent Passing No.10 Sieve	99.8		Specific Gravity (G_s)	2.65
Dry Weight of Soil Tested (g)	48.91		Corrected Dry Weight of Soil Tested (g) (W)	48.99

Elapsed Time (min)	Hydrometer Reading	Temperature (°C)	Corrected Hydrometer Reading [R]	% Finer of Hydrometer Sample	L	K	Particle Diameter (mm)	Percent Passing
1	46	22.5	40.62	82.9	8.6	0.01317	0.039	82.75
2	40	22.4	34.58	70.6	9.6	0.01332	0.029	70.46
4	36	22.5	30.62	62.5	10.2	0.01317	0.021	62.38
8	31	22.5	25.62	52.3	11.1	0.01317	0.016	52.19
15	26	22.5	20.62	42.1	11.9	0.01317	0.012	42.00
30	21	22.7	15.68	32.0	12.7	0.01317	0.009	31.95
60	17.5	22.6	12.15	24.8	13.2	0.01317	0.006	24.75
90	15.5	22.5	10.12	20.6	13.5	0.01317	0.005	20.61
120	14	22.5	8.62	17.6	13.8	0.01317	0.004	17.55
240	12	22.7	6.68	13.6	14.2	0.01317	0.003	13.61
360	11	23.1	5.82	11.9	14.3	0.01317	0.003	11.85
1440	10	20.7	4.01	8.2	14.5	0.01348	0.001	8.18

Sieve Analysis of Portion Finer Than No. 10 Sieve

Sieve Number	Opening (mm)	Tare	Dry + Tare	Weight Retained	Cumulative Retained	% Retained	% Passing
20	0.850	1.306	1.376	0.07	0.92	0.1	99.7
40	0.425	1.307	1.475	0.17	1.91	0.3	99.3
60	0.250	1.287	1.511	0.22	3.22	0.5	98.9
100	0.150	1.297	1.777	0.48	6.04	1.0	97.9
140	0.105	1.296	1.920	0.62	9.70	1.3	96.6
200	0.075	1.294	2.729	1.44	18.11	2.9	93.7
230	0.063	1.296	2.447	1.15	24.86	2.3	91.3

Apex Laboratories, LLC
Particle Size Analysis of Soil by ASTM D 422 Modified

Sample ID: T4-PDI2019-SC27-190524-05-07 (A9E0838-04)

Grain Size Analysis Summary from Sieving and Hydrometer Testing		Particle Size (mm)	Percent Finer	Total Percent of Sample
Gravel				*0.18*
Retained on No. 4 sieve		4.75	99.97	0.03
Gravel, passing No. 4 sieve and retained on No. 10 sieve		2.00	99.82	0.14
Sand				*8.47*
Coarse sand, passing No.10 sieve and retained on No. 20 sieve		0.8500	99.68	0.14
Medium sand, passing No.20 sieve and retained on No. 40 sieve		0.4250	99.34	0.34
Medium sand, passing No.40 sieve and retained on No. 60 sieve		0.2500	98.88	0.46
Medium sand, passing No. 60 sieve and retained on No.100 sieve		0.1500	97.9	0.98
Fine sand, passing No. 100 sieve and retained on No.140 sieve		0.1060	96.63	1.27
Fine sand passing No. 140 sieve and retained on No. 200 sieve		0.0750	93.7	2.93
Fine sand, passing No. 200 sieve and retained on No. 230 sieve		0.0630	91.35	2.35
Silt and Clay (Measurements in the Clay fraction are noted)				*91.35*
Hydrometer Test		0.0386	82.75	8.59
Hydrometer Test		0.0292	70.46	12.29
Hydrometer Test		0.0210	62.38	8.08
Hydrometer Test		0.0155	52.19	10.19
Hydrometer Test		0.0117	42	10.19
Hydrometer Test		0.0086	31.95	10.05
Hydrometer Test		0.0062	24.75	7.2
Hydrometer Test		0.0051	20.61	4.14
Hydrometer Test	Clay	0.0045	17.55	3.06
Hydrometer Test	Clay	0.0032	13.61	3.94
Hydrometer Test	Clay	0.0026	11.85	1.77
Hydrometer Test	Clay	0.0014	8.18	3.67

Grain Size Summary	Percent of Total Sample
Gravel	0.2
Sand	8.5
Coarse sand	0.1
Medium sand	1.8
Fine sand	6.6
Silt	70.7
Clay	20.6

Case Narrative for Sample ID: T4-PDI2019-SC27-190524-05-07 (A9E0838-04)

This data is not to be used for engineering purposes.

No difficulty dispersing the fraction passing the No. 10 sieve.

Dispersion device used: Commercial drink mixer operating at least 10,000 rpm for one minute.

The assumed specific gravity used in the calculations was 2.65.

+4 and +10 fractions consist entirely of organic material.

+20 to +60 fractions contain abundant organic material.



Apex Laboratories, LLC
Particle Size Analysis of Soil by ASTM D 422 Modified

Grain Size Accumulation Curve

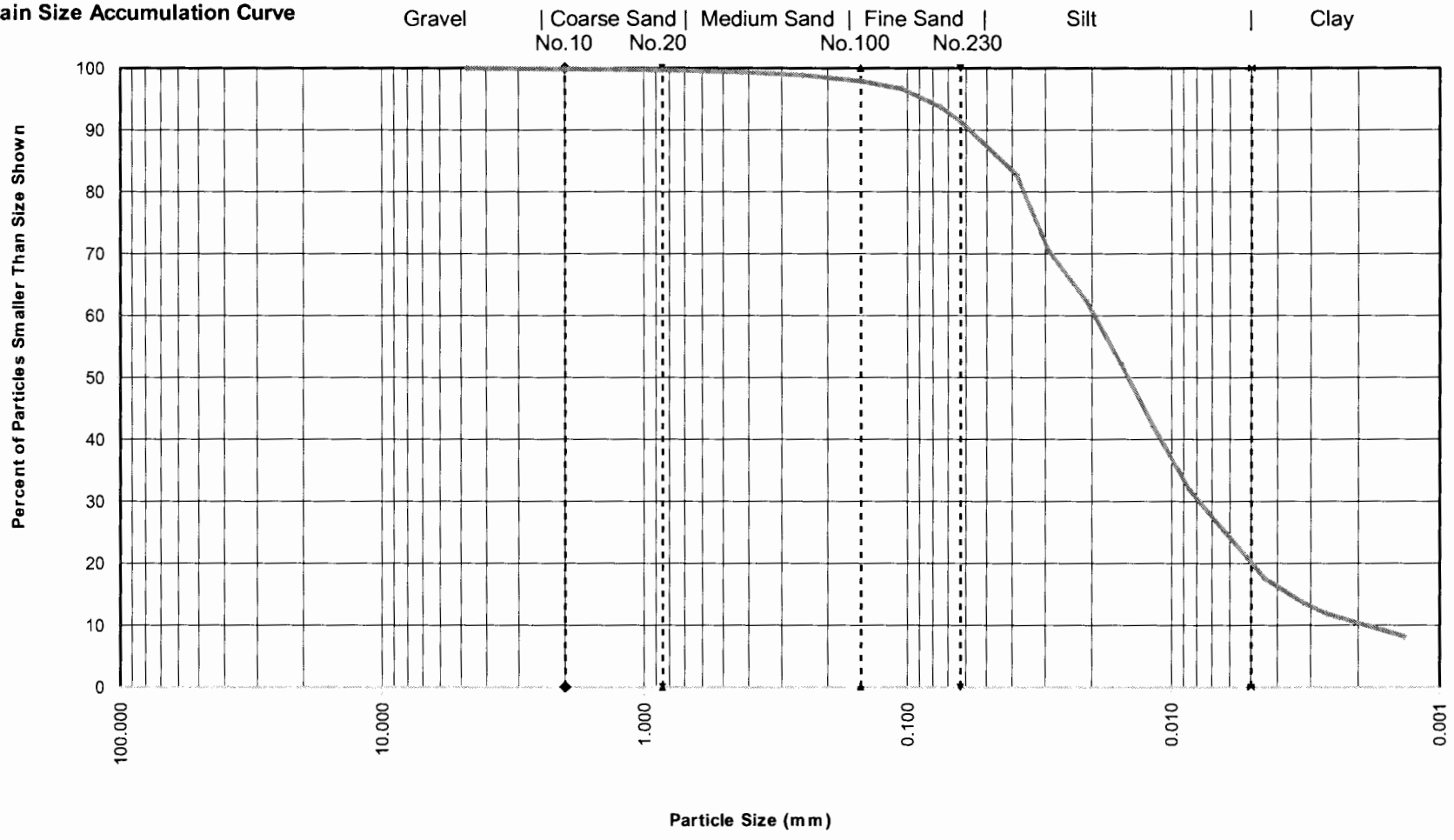

Sample ID:	T4-PDI2019-SC27-190524-05-07 (A9E0838-04)			
Specific Gravity	MAXIMUM PARTICLE SIZE	GRAVEL & SAND		SOIL DESCRIPTION
		PARTICLE SHAPE	HARDNESS	
2.65	Gravel	N/A	N/A	Clayey SILT with trace Sand

Hydrometer S/N (drop down):	m	b
870249	-0.3341	12.9

Sample ID: A9E0838-04

Whole Sample

									Total
Tare Values	5.584	5.689							11.273
Air Dry + Tare	112.500	201.582							314.082

Sieve Number 4 Enter the weight of soil after wash and oven-dry at 50.

									Total
Tare Values	1.302								1.302
Dry + Tare	1.400								1.400

Sieve Number 10

									Total
Tare Values	1.300								1.300
Dry + Tare	1.714								1.714

Pan

									Total
Tare Values	5.590	5.695							11.285
Dry + Tare	163.211	149.884							313.095

Ensure that Total % Retained is ~ 100%. 99.58

APEX
Grain Size Analysis

Analyst	Sandra Singaway
Batch number	9060927
Sample ID	A9E0838-04
Start Date/ Time	06-12-19 14:15

Air Drying

Tare	Air Dry Sample + Tare	Tare	Air Dry Sample + Tare
5.584	112.500		
5.689	201.582		

Post 10 mesh sieving

+4 Fraction

Tare	+4 fraction (air dry) + tare	+4 fraction (oven dry) + tare
1.302	1.415	1.400

+10 Fraction

Tare	+10 fraction (air dry) + tare	+10 fraction (oven dry) + tare
1.300	1.776	1.714

-10 Fraction (Pan)

Tare	Pan fraction (air dry) + tare	06-12-19 Tare	Pan fraction (air dry) + tare
5.590	~~164~~	163.211	
5.695	179.884		

Date/Time/Temp

IN	6-~~14~~-19 12:10 105.2 AMEDOW
OUT	06/17/19 1900 110.4

Hygroscopic Moisture Correction

Pan No.	Tare	-10 fraction (air dry) + tare	-10 fraction (oven dry) + tare
E83804	1.289	23.531	22.427

APEX
Grain Size Analysis

Notes

Sample ID: AGEU838-04

Abundant organic material in fractions +20 to +60

+4 & +10 fractions consist entirely of organics.

Maximum Particle Size: Gravel

Hardness and Shape: N/A

Soil/Sediment Classification:

clayey SILT w/ trace Sand

6/18/19

APEX
Grain Size Analysis

Hydrometer Analysis

Analyst	Sandra Sanguey			
Batch Number	9060927			
Sample ID	A9E0838-04			
Start Date/Time	6-13-19	09:24		
Air Dry Sample for Hydrometer Test			51.460	
Hydrometer	876249	Dispersant	A19F119	Time/Date: 6-12-19 14:45

09:24	Time (min.)	Hydrometer Reading	Temperature (°C)	Amount of Foam
	0.5			
9:25	1	46	22.5	
9:26	2	40	22.4	
9:28	4	36	22.5	
9:32	8	31	22.5	
9:39	15	26	22.5	
9:54	30	21	22.7	
10:24	60	17.5	22.6	
10:54	90	15.5	22.5	
11:24	120	14	22.5	
13:24	240	12	22.7	
15:24	360	11	23.1	
09:24	1440	10	20.7	

Note:

1 cm foam = 5 hydrometer units.

Adjust Hydrometer Reading entered into Excel spreadsheet by adding 5 hydrometer units per cm of foam.

Sieve Analysis of Portion Finer Than No. 10 Sieve

Sieve No.	Tare	Oven Dry + Tare
+20	1.306	1.376
+40	1.367	1.475
+60	1.287	1.511
+100	1.297	1.777
+140	1.296	1.920
+200	1.294	2.729
+230	1.296	2.447
-230 (pan)	1.304	2.248

Apex Laboratories, LLC

Particle Size Analysis of Soil by ASTM D 422

Sample ID:	A9E0838-14		Client Sample ID:	T4-PDI2019-SC30-190524-01-03		Batch Number:	9060927
Data Entered by:	SJL/JSJ	Date:	06/17/19	Data Reviewed by:	JW	Date:	06/18/19
Sample Description:	Clayey SILT with trace Sand			Max Particle Size:	Coarse Sand		
Particle Shape:	N/A			Hardness	N/A		

Whole Sample	Tare	Air Dry + Tare	Air Dry	Moisture	Dry Wt.
	12.107	339.881	327.77	5.11	311.9

Sieve Number	Opening (mm)	Tare	Dry + Tare	Weight Retained	Cumulative Wt. Retained	% Retained	% Passing
4	4.75	0.000	0.000	0.00	0.00	0.0	100.0
10	2.00	1.292	1.302	0.01	0.01	0.0	100.0
Pan		12.119	339.540	327.42	327.43	99.6	

Hygroscopic Moisture Correction

	Hygroscopic Correction Factor	Oven Sample	Pan No.	Tare	Air Dry + Tare	Oven Dry + Tare	Moisture
	0.9514		E0838-14	1.288	20.412	19.483	5.11

Hydrometer Analysis

Start Date/Time	6/13/2019	9:46	Dispersing Agent	$NaPO_3$
Air Dry Sample Wt. for Hydrometer Test (g)	50.125		G_s Correction Factor (α)	1.000
Percent Passing No.10 Sieve	100.0		Specific Gravity (G_s)	2.65
Dry Weight of Soil Tested (g)	47.69		Corrected Dry Weight of Soil Tested (g) (W)	47.69

Elapsed Time (min)	Hydrometer Reading	Temperature (°C)	Corrected Hydrometer Reading [R]	% Finer of Hydrometer Sample	L	K	Particle Diameter (mm)	Percent Passing
1	42	22.5	36.62	76.8	9.2	0.01317	0.040	76.77
2	38	22.5	32.62	68.4	9.9	0.01317	0.029	68.39
4	33	22.5	27.62	57.9	10.7	0.01317	0.022	57.90
8	27.5	22.7	22.18	46.5	11.5	0.01317	0.016	46.51
15	23	22.7	17.68	37.1	12.4	0.01317	0.012	37.07
30	20	22.7	14.68	30.8	12.9	0.01317	0.009	30.78
60	16	22.6	10.65	22.3	13.5	0.01317	0.006	22.33
90	15	22.6	9.65	20.2	13.7	0.01317	0.005	20.23
120	14	22.6	8.65	18.1	13.8	0.01317	0.004	18.13
240	12	22.7	6.68	14.0	14.2	0.01317	0.003	14.01
360	11	23.3	5.88	12.3	14.3	0.01317	0.003	12.33
1440	10	20.7	4.01	8.4	14.5	0.01348	0.001	8.42

Sieve Analysis of Portion Finer Than No. 10 Sieve

Sieve Number	Opening (mm)	Tare	Dry + Tare	Weight Retained	Cumulative Retained	% Retained	% Passing
20	0.850	1.290	1.299	0.01	0.07	0.0	100.0
40	0.425	1.304	1.404	0.10	0.72	0.2	99.8
60	0.250	1.284	1.522	0.24	2.28	0.5	99.3
100	0.150	1.308	1.823	0.52	5.64	1.1	98.2
140	0.105	1.306	2.138	0.83	11.08	1.7	96.4
200	0.075	1.309	3.320	2.01	24.21	4.2	92.2
230	0.063	1.292	2.781	1.49	33.94	3.1	89.1
			5.19		74 - Minus	46.50	

Apex Laboratories, LLC
Particle Size Analysis of Soil by ASTM D 422 Modified

Sample ID: T4-PDI2019-SC30-190524-01-03 (A9E0838-14)

Grain Size Analysis Summary from Sieving and Hydrometer Testing		Particle Size (mm)	Percent Finer	Total Percent of Sample
Gravel				*0*
Retained on No. 4 sieve		4.75	100	0
Gravel, passing No. 4 sieve and retained on No. 10 sieve		2.00	100	0
Sand				*10.89*
Coarse sand, passing No.10 sieve and retained on No. 20 sieve		0.8500	99.98	0.02
Medium sand, passing No.20 sieve and retained on No. 40 sieve		0.4250	99.77	0.21
Medium sand, passing No.40 sieve and retained on No. 60 sieve		0.2500	99.27	0.5
Medium sand, passing No. 60 sieve and retained on No.100 sieve		0.1500	98.19	1.08
Fine sand, passing No. 100 sieve and retained on No.140 sieve		0.1060	96.44	1.74
Fine sand passing No. 140 sieve and retained on No. 200 sieve		0.0750	92.23	4.22
Fine sand, passing No. 200 sieve and retained on No. 230 sieve		0.0630	89.11	3.12
Silt and Clay (Measurements in the Clay fraction are noted)				*89.11*
Hydrometer Test		0.0399	76.77	12.33
Hydrometer Test		0.0293	68.39	8.39
Hydrometer Test		0.0215	57.9	10.48
Hydrometer Test		0.0158	46.51	11.39
Hydrometer Test		0.0120	37.07	9.44
Hydrometer Test		0.0086	30.78	6.29
Hydrometer Test		0.0062	22.33	8.46
Hydrometer Test		0.0051	20.23	2.1
Hydrometer Test	Clay	0.0045	18.13	2.1
Hydrometer Test	Clay	0.0032	14.01	4.12
Hydrometer Test	Clay	0.0026	12.33	1.68
Hydrometer Test	Clay	0.0014	8.42	3.92

Grain Size Summary	**Percent of Total Sample**
Gravel	0.0
Sand	10.9
Coarse sand	0.0
Medium sand	1.8
Fine sand	9.1
Silt	68.9
Clay	20.2

Case Narrative for Sample ID: **T4-PDI2019-SC30-190524-01-03 (A9E0838-14)**

This data is not to be used for engineering purposes.

No difficulty dispersing the fraction passing the No. 10 sieve.

Dispersion device used: Commercial drink mixer operating at least 10,000 rpm for one minute.

The assumed specific gravity used in the calculations was 2.65.

+10 fraction consists entirely of organic material.

+20 to +60 fractions contain abundant organic material.



Expires 12/31/19

Apex Laboratories, LLC
Particle Size Analysis of Soil by ASTM D 422 Modified

Grain Size Accumulation Curve

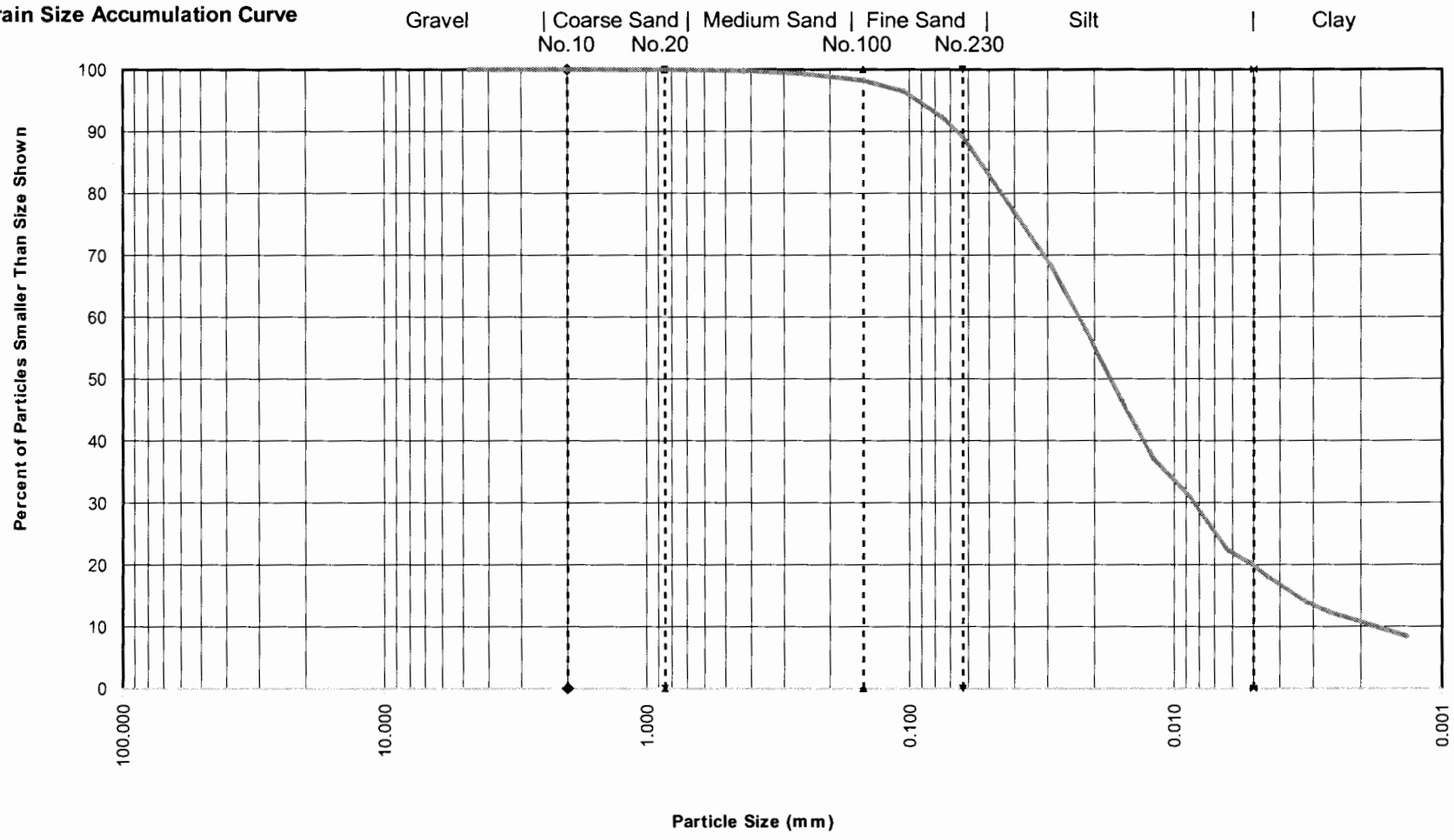

Sample ID:	T4-PDI2019-SC30-190524-01-03 (A9E0838-14)			
Specific Gravity	MAXIMUM PARTICLE SIZE	GRAVEL & SAND		SOIL DESCRIPTION
		PARTICLE SHAPE	HARDNESS	
2.65	Coarse Sand	N/A	N/A	Clayey SILT with trace Sand

Hydrometer S/N (drop down):	m	b
870249	-0.3341	12.9

Sample ID: A9E0838-14

Whole Sample

									Total
Tare Values	6.042	6.065							12.107
Air Dry + Tare	162.687	177.194							339.881

Sieve Number 4 Enter the weight of soil after wash and oven-dry at 50.

									Total
Tare Values	0.000								0.000
Dry + Tare	0.000								0.000

Sieve Number 10

									Total
Tare Values	1.292								1.292
Dry + Tare	1.302								1.302

Pan

									Total
Tare Values	6.048	6.071							12.119
Dry + Tare	175.180	164.360							339.540

Ensure that Total % Retained is ~ 100%. 99.64

APEX
Grain Size Analysis

Analyst	BLESSIE JOHNSON
Batch number	9060927
Sample ID	AQE0838-14
Start Date/ Time	6-12-19 11:28

Air Drying

Tare	Air Dry Sample + Tare	Tare	Air Dry Sample + Tare
6.042	162.687		
6.065	177.194		

Post 10 mesh sieving

+4 Fraction

Tare	+4 fraction (air dry) + tare	+4 fraction (oven dry) + tare
	6-12-19 BSJ	

+10 Fraction

Tare	+10 fraction (air dry) + tare	+10 fraction (oven dry) + tare
1.292	1.305	1.302

-10 Fraction (Pan)

Tare	Pan fraction (air dry) + tare	Tare	Pan fraction (air dry) + tare
6.048	175.180		
6.071	164.360		

Date/Time/Temp AMB 60IV	
IN	6-12-19 14:25 104.6
OUT	6-14-19 09:52 102.1

Hygroscopic Moisture Correction

Pan No.	Tare	-10 fraction (air dry) + tare	-10 fraction (oven dry) + tare
~~E0838-14~~ ~~1.292~~ BSJ	~~1.292~~ ~~15.360~~	~~15.360~~	~~15.913~~
	6-12-19 BSJ		

ERROR - REDRIED ANOTHER dry weight

PAN

E0838-14 DUP

TARE 1.288

-10 FRACTION (AIR DRY) + TARE 20.442

-10 FRACTION (OVEN DRY) + TARE 19.483

AMJ 6-18-2019

APEX
Grain Size Analysis

Notes

Sample ID: A9E0838-14

Abundant organic material in fractions +20 to +60

+10 fraction consists entirely of organics.

Maximum Particle Size: Gravel

Hardness and Shape: N/A

Soil/Sediment Classification: Clayey Silt w/ trace Sand

6/18/19

APEX
Grain Size Analysis

Hydrometer Analysis

Analyst	Sandra Sangway			
Batch Number	9060927			
Sample ID	A9E0838-14			
Start Date/Time	6-13-19		09:46	
Air Dry Sample for Hydrometer Test			50.125	
Hydrometer	870249	Dispersant	A19F068	Time/Date: 6-12-19 12:22

09:46	Time (min.)	Hydrometer Reading	Temperature (°C)	Amount of Foam
	0.5			
9:47	1	42	22.5	
9:48	2	38	22.5	
9:50	4	33	22.5	
9:54	8	27.5	22.7	
10:01	15	23	22.7	
10:16	30	20	22.7	
10:46	60	16	22.6	
11:16	90	15	22.6	
11:46	120	14	22.6	
13:46	240	12	22.7	
15:46	360	11	23.3	
09:46	1440	10	20.7	

Note:

1 cm foam = 5 hydrometer units.

Adjust Hydrometer Reading entered into Excel spreadsheet by adding 5 hydrometer units per cm of foam.

Sieve Analysis of Portion Finer Than No. 10 Sieve

Sieve No.	Tare	Oven Dry + Tare
+20	1.290	1.299
+40	1.304	1.404
+60	1.284	1.522
+100	1.308	1.823
+140	1.306	2.138
+200	1.309	3.320
+230	1.292	2.781
-230 (pan)	1.303	2.475

Apex Laboratories, LLC

Particle Size Analysis of Soil by ASTM D 422

Sample ID:	A9E0838-15		Client Sample ID:	T4-PDI2019-SC30-190524-03-05		Batch Number:	9060927
Data Entered by:	SJL/JSJ	Date:	06/17/19	Data Reviewed by:	JW	Date:	06/18/19
Sample Description:	Clayey SILT with some Sand			Max Particle Size:	Gravel		
Particle Shape:	N/A			Hardness	N/A		

Whole Sample	Tare	Air Dry + Tare	Air Dry	Moisture	Dry Wt.
	12.159	367.832	355.67	4.91	339.0

Sieve Number	Opening (mm)	Tare	Dry + Tare	Weight Retained	Cumulative Wt. Retained	% Retained	% Passing
4	4.75	0.000	0.000	0.00	0.00	0.0	100.0
10	2.00	1.310	1.750	0.44	0.44	0.1	99.9
Pan		12.167	366.876	354.71	355.15	99.5	

Hygroscopic Moisture Correction

	Hygroscopic Correction Factor	Oven Sample	Pan No.	Tare	Air Dry + Tare	Oven Dry + Tare	Moisture
	0.9532		E083815	1.284	15.245	14.591	4.91

Hydrometer Analysis

Start Date/Time	6/13/2019	10:10	Dispersing Agent	$NaPO_3$
Air Dry Sample Wt. for Hydrometer Test (g)	50.249		G_s Correction Factor (α)	1.000
Percent Passing No.10 Sieve	99.9		Specific Gravity (G_s)	2.65
Dry Weight of Soil Tested (g)	47.90		Corrected Dry Weight of Soil Tested (g) (W)	47.96

Elapsed Time (min)	Hydrometer Reading	Temperature (°C)	Corrected Hydrometer Reading [R]	% Finer of Hydrometer Sample	L	K	Particle Diameter (mm)	Percent Passing
1	41.5	22.5	36.12	75.3	9.2	0.01317	0.040	75.21
2	33	22.4	27.58	57.5	10.7	0.01332	0.031	57.44
4	33	22.4	27.58	57.5	10.7	0.01332	0.022	57.44
8	28	22.6	22.65	47.2	11.5	0.01317	0.016	47.17
15	25	22.5	19.62	40.9	12	0.01317	0.012	40.85
30	21	22.6	15.65	32.6	12.7	0.01317	0.009	32.59
60	17	22.6	11.65	24.3	13.3	0.01317	0.006	24.26
90	15.5	22.6	10.15	21.2	13.5	0.01317	0.005	21.13
120	14	22.6	8.65	18.0	13.8	0.01317	0.004	18.01
240	12	22.8	6.72	14.0	14.2	0.01317	0.003	13.99
360	11	23.3	5.88	12.3	14.3	0.01317	0.003	12.25
1440	10	20.8	4.05	8.4	14.5	0.01348	0.001	8.43

Sieve Analysis of Portion Finer Than No. 10 Sieve

Sieve Number	Opening (mm)	Tare	Dry + Tare	Weight Retained	Cumulative Retained	% Retained	% Passing
20	0.850	1.302	1.370	0.07	0.92	0.1	99.7
40	0.425	1.292	1.734	0.44	4.04	0.9	98.8
60	0.250	1.305	2.557	1.25	12.88	2.6	96.2
100	0.150	1.310	2.974	1.66	24.62	3.5	92.7
140	0.105	1.285	2.492	1.21	33.14	2.5	90.2
200	0.075	1.304	3.064	1.76	45.57	3.7	86.5
230	0.063	1.301	2.441	1.14	53.62	2.4	84.2

Apex Laboratories, LLC
Particle Size Analysis of Soil by ASTM D 422 Modified

Sample ID: T4-PDI2019-SC30-190524-03-05 (A9E0838-15)

Grain Size Analysis Summary from Sieving and Hydrometer Testing		Particle Size (mm)	Percent Finer	Total Percent of Sample
Gravel				*0.13*
Retained on No. 4 sieve		4.75	100	0
Gravel, passing No. 4 sieve and retained on No. 10 sieve		2.00	99.87	0.13
Sand				*15.71*
Coarse sand, passing No.10 sieve and retained on No. 20 sieve		0.8500	99.73	0.14
Medium sand, passing No.20 sieve and retained on No. 40 sieve		0.4250	98.81	0.92
Medium sand, passing No.40 sieve and retained on No. 60 sieve		0.2500	96.2	2.61
Medium sand, passing No. 60 sieve and retained on No.100 sieve		0.1500	92.73	3.47
Fine sand, passing No. 100 sieve and retained on No.140 sieve		0.1060	90.21	2.52
Fine sand passing No. 140 sieve and retained on No. 200 sieve		0.0750	86.54	3.67
Fine sand, passing No. 200 sieve and retained on No. 230 sieve		0.0630	84.16	2.38
Silt and Clay (Measurements in the Clay fraction are noted)				*84.16*
Hydrometer Test		0.0399	75.21	8.95
Hydrometer Test		0.0308	57.44	17.77
Hydrometer Test		0.0218	57.44	0
Hydrometer Test		0.0158	47.17	10.27
Hydrometer Test		0.0118	40.85	6.32
Hydrometer Test		0.0086	32.59	8.26
Hydrometer Test		0.0062	24.26	8.33
Hydrometer Test		0.0051	21.13	3.12
Hydrometer Test	Clay	0.0045	18.01	3.12
Hydrometer Test	Clay	0.0032	13.99	4.03
Hydrometer Test	Clay	0.0026	12.25	1.73
Hydrometer Test	Clay	0.0014	8.43	3.82

Grain Size Summary	**Percent of Total Sample**
Gravel	0.1
Sand	15.7
Coarse sand	0.1
Medium sand	7.0
Fine sand	8.6
Silt	63.0
Clay	21.1

Case Narrative for Sample ID: **T4-PDI2019-SC30-190524-03-05 (A9E0838-15)**

This data is not to be used for engineering purposes.

No difficulty dispersing the fraction passing the No. 10 sieve.

Dispersion device used: Commercial drink mixer operating at least 10,000 rpm for one minute.

The assumed specific gravity used in the calculations was 2.65.

+10 fraction consists almost entirely of organic material.

+20 to +60 fractions contain abundant organic material.



Expires 12/31/19

Apex Laboratories, LLC
Particle Size Analysis of Soil by ASTM D 422 Modified

Grain Size Accumulation Curve

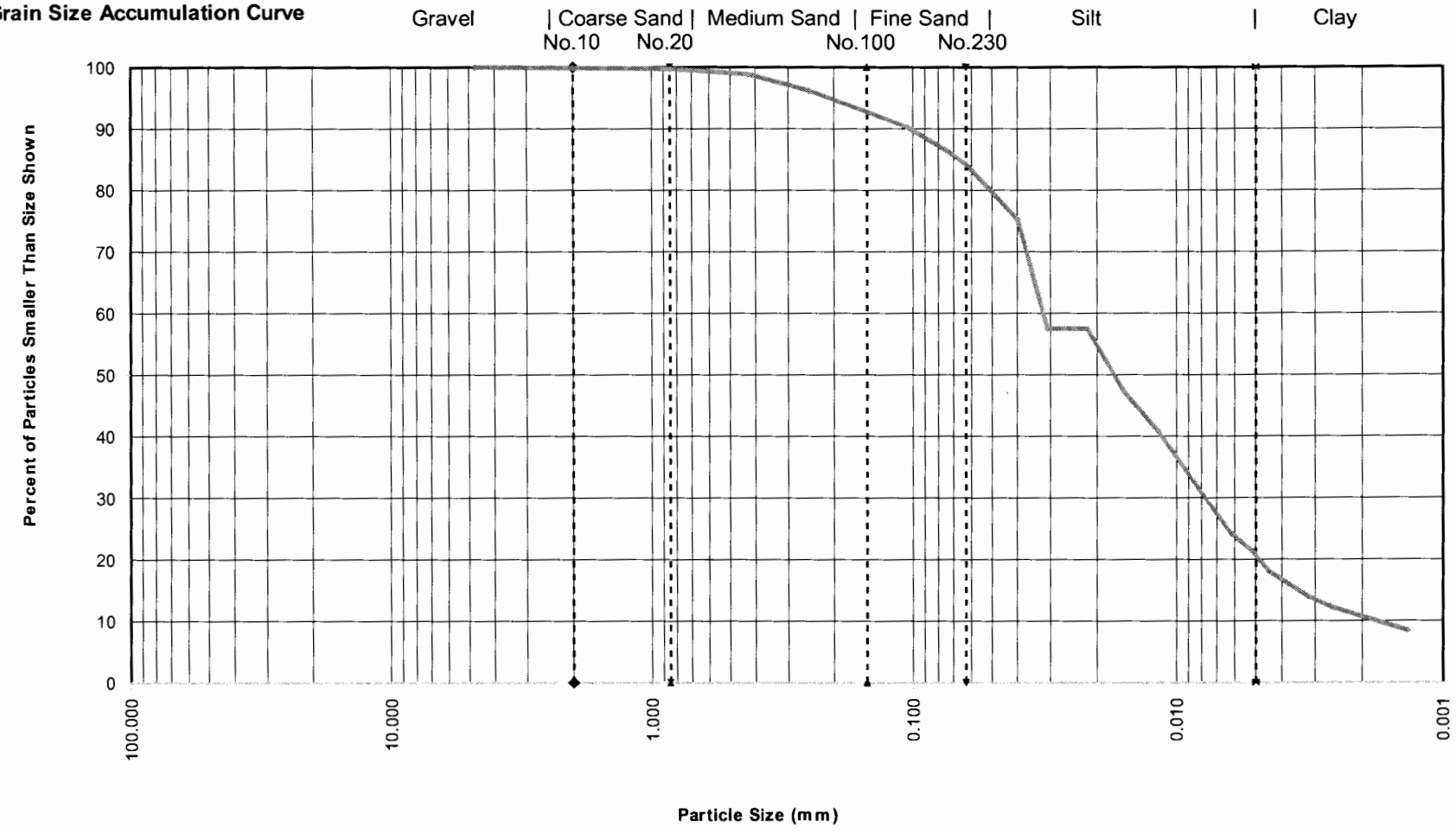

Sample ID:	T4-PDI2019-SC30-190524-03-05 (A9E0838-15)			
Specific Gravity	MAXIMUM PARTICLE SIZE	GRAVEL & SAND		SOIL DESCRIPTION
		PARTICLE SHAPE	HARDNESS	
2.65	Gravel	N/A	N/A	Clayey SILT with some Sand

Hydrometer S/N (drop down):	m	b
870249	-0.3341	12.9

Sample ID: A9E0838-15

Whole Sample

									Total
Tare Values	6.048	6.111							12.159
Air Dry + Tare	170.414	197.418							367.832

Sieve Number 4 Enter the weight of soil after wash and oven-dry at 50.

									Total
Tare Values	0.000								0.000
Dry + Tare	0.000								0.000

Sieve Number 10

									Total
Tare Values	1.310								1.310
Dry + Tare	1.750								1.750

Pan

									Total
Tare Values	6.052	6.115							12.167
Dry + Tare	195.014	171.862							366.876

Ensure that Total % Retained is ~ 100%. 99.62

APEX
Grain Size Analysis

Analyst	Mary Armstrong-Byers
Batch number	906092J
Sample ID	A9E0838-15C
Start Date/ Time	11:55 AM 6/12/2019

Air Drying

Tare	Air Dry Sample + Tare	Tare	Air Dry Sample + Tare
6.048	170.414		
6.111	197.418		

Post 10 mesh sieving

+4 Fraction

Tare	+4 fraction (air dry) + tare	+4 fraction (oven dry) + tare

+10 Fraction

Tare	+10 fraction (air dry) + tare	+10 fraction (oven dry) + tare
1.310	1.782	1.750

-10 Fraction (Pan)

Tare	Pan fraction (air dry) + tare	Tare	Pan fraction (air dry) + tare
6.052	195.014		
6.115	171.862		

Date/Time/Temp AME 001V

IN	6-12-19 14:25 104.6
OUT	6-14-19 09:52 107.1

Hygroscopic Moisture Correction

Pan No.	Tare	-10 fraction (air dry) + tare	-10 fraction (oven dry) + tare
1.284	15.245		14.591

APEX
Grain Size Analysis

Notes

Sample ID: A95-0838-15

Abundant organic material in fractions +20 to +#6.

06/17/19

+10 fraction consists mainly of agates

Maximum Particle Size: Gravel

Hardness and Shape: N/A.

Soil/Sediment Classification:

Clayey Silt w/ Some Sand

6/18/19

APEX
Grain Size Analysis

Hydrometer Analysis

Analyst	Sandra Tangvay			
Batch Number	9060927			
Sample ID	A9E0838-15C			
Start Date/Time	6-13-19		10:10	
Air Dry Sample for Hydrometer Test			50.249	
Hydrometer	870249	Dispersant	A19F068	Time/Date: 6-12-19 13:58

10:10	Time (min.)	Hydrometer Reading	Temperature (°C)	Amount of Foam
	0.5			
10:11	1	41.5	22.5	
10:12	2	33	~~20.4~~	22.4
10:14	4	33	22.4	
10:18	8	28	22.6	
10:25	15	25	22.5	
10:40	30	21	22.6	
11:10	60	17	22.6	
11:40	90	15.5	22.6	
12:10	120	14	22.6	
14:10	240	12	22.8	
16:10	360	11	23.3	
10:10	1440	10	20.8	

Note:

1 cm foam = 5 hydrometer units.

Adjust Hydrometer Reading entered into Excel spreadsheet by adding 5 hydrometer units per cm of foam.

Sieve Analysis of Portion Finer Than No. 10 Sieve

Sieve No.	Tare	Oven Dry + Tare
+20	1.302	1.370
+40	1.292	1.734
+60	1.305	2.557
+100	1.310	2.974
+140	1.285	2.492
+200	1.304	3.064
+230	1.301	2.441
-230 (pan)	1.306	1.863

Apex Laboratories, LLC

Particle Size Analysis of Soil by ASTM D 422

Sample ID:	A9E0838-16		Client Sample ID:	T4-PDI2019-SC30-190524-05-07		Batch Number:	9060927
Data Entered by:	SJL/JSJ	Date:	06/17/19	Data Reviewed by:	JW	Date:	06/18/19
Sample Description:	Silty SAND with some Clay			Max Particle Size:	Gravel		
Particle Shape:	N/A			Hardness	N/A		

Whole Sample	Tare	Air Dry + Tare	Air Dry	Moisture	Dry Wt.
	11.335	450.677	439.34	3.28	425.4

Sieve Number	Opening (mm)	Tare	Dry + Tare	Weight Retained	Cumulative Wt. Retained	% Retained	% Passing
4	4.75	1.293	1.590	0.30	0.30	0.1	99.9
10	2.00	1.297	1.881	0.58	0.88	0.1	99.8
Pan		11.342	449.482	438.14	439.02	99.6	

Hygroscopic Moisture Correction

	Hygroscopic Correction Factor	Oven Sample	Pan No.	Tare	Air Dry + Tare	Oven Dry + Tare	Moisture
	0.9682		E83816	1.311	20.349	19.744	3.28

Hydrometer Analysis

Start Date/Time	6/13/2019 8:58	Dispersing Agent	$NaPO_3$
Air Dry Sample Wt. for Hydrometer Test (g)	100.076	G_s Correction Factor (α)	1.000
Percent Passing No.10 Sieve	99.8	Specific Gravity (G_s)	2.65
Dry Weight of Soil Tested (g)	96.90	Corrected Dry Weight of Soil Tested (g) (W)	97.10

Elapsed Time (min)	Hydrometer Reading	Temperature (°C)	Corrected Hydrometer Reading [R]	% Finer of Hydrometer Sample	L	K	Particle Diameter (mm)	Percent Passing
1	33	22.4	28.81	29.7	10.7	0.01332	0.044	29.61
2	27	22.3	22.79	23.5	11.7	0.01332	0.032	23.42
4	22	22.3	17.79	18.3	12.5	0.01332	0.024	18.28
8	19	22.3	14.79	15.2	13	0.01332	0.017	15.20
15	16	22.3	11.79	12.1	13.5	0.01332	0.013	12.12
30	14	22.3	9.79	10.1	13.8	0.01332	0.009	10.06
60	13	22.2	8.76	9.0	14	0.01332	0.006	9.01
90	11	22.2	6.76	7.0	14.3	0.01332	0.005	6.95
120	11	22.3	6.79	7.0	14.3	0.01332	0.005	6.98
240	10	22.4	5.81	6.0	14.5	0.01332	0.003	5.97
360	8	22.8	3.91	4.0	14.8	0.01317	0.003	4.02
1440	7.5	20.8	2.91	3.0	14.8	0.01348	0.001	2.99

Sieve Analysis of Portion Finer Than No. 10 Sieve

Sieve Number	Opening (mm)	Tare	Dry + Tare	Weight Retained	Cumulative Retained	% Retained	% Passing
20	0.850	1.302	1.429	0.13	1.44	0.1	99.7
40	0.425	1.296	2.621	1.33	7.24	1.4	98.3
60	0.250	1.300	6.118	4.82	28.33	5.0	93.3
100	0.150	1.315	14.542	13.23	86.24	13.6	79.7
140	0.105	1.308	17.970	16.66	159.19	17.2	62.6
200	0.075	1.295	17.838	16.54	231.61	17.0	45.5
230	0.063	1.315	8.178	6.86	261.66	7.1	38.4
Sum				99.57	230 Minus	97.38	

Apex Laboratories, LLC
Particle Size Analysis of Soil by ASTM D 422 Modified

Sample ID: T4-PDI2019-SC30-190524-05-07 (A9E0838-16)

Grain Size Analysis Summary from Sieving and Hydrometer Testing		Particle Size (mm)	Percent Finer	Total Percent of Sample
Gravel				*0.21*
Retained on No. 4 sieve		4.75	99.93	0.07
Gravel, passing No. 4 sieve and retained on No. 10 sieve		2.00	99.79	0.14
Sand				*61.35*
Coarse sand, passing No.10 sieve and retained on No. 20 sieve		0.8500	99.66	0.13
Medium sand, passing No.20 sieve and retained on No. 40 sieve		0.4250	98.3	1.36
Medium sand, passing No.40 sieve and retained on No. 60 sieve		0.2500	93.34	4.96
Medium sand, passing No. 60 sieve and retained on No.100 sieve		0.1500	79.71	13.62
Fine sand, passing No. 100 sieve and retained on No.140 sieve		0.1060	62.55	17.16
Fine sand passing No. 140 sieve and retained on No. 200 sieve		0.0750	45.52	17.04
Fine sand, passing No. 200 sieve and retained on No. 230 sieve		0.0630	38.45	7.07
Silt and Clay (Measurements in the Clay fraction are noted)				*38.45*
Hydrometer Test		0.0436	29.61	8.83
Hydrometer Test		0.0322	23.42	6.19
Hydrometer Test		0.0235	18.28	5.14
Hydrometer Test		0.0170	15.2	3.08
Hydrometer Test		0.0126	12.12	3.08
Hydrometer Test		0.0090	10.06	2.06
Hydrometer Test		0.0064	9.01	1.05
Hydrometer Test		0.0053	6.95	2.06
Hydrometer Test	Clay	0.0046	6.98	0
Hydrometer Test	Clay	0.0033	5.97	0.98
Hydrometer Test	Clay	0.0027	4.02	1.95
Hydrometer Test	Clay	0.0014	2.99	1.03

Grain Size Summary	**Percent of Total Sample**
Gravel	0.2
Sand	61.3
Coarse sand	0.1
Medium sand	19.9
Fine sand	41.3
Silt	31.5
Clay	7.0

Case Narrative for Sample ID: T4-PDI2019-SC30-190524-05-07 (A9E0838-16)

This data is not to be used for engineering purposes.

No difficulty dispersing the fraction passing the No. 10 sieve.

Dispersion device used: Commercial drink mixer operating at least 10,000 rpm for one minute.

The assumed specific gravity used in the calculations was 2.65.

+4 fraction consists entirely of organic material.

+10 fraction contains abundant organic material.

+20 fraction consists mostly of organic material.



Expires 12/31/19

Apex Laboratories, LLC
Particle Size Analysis of Soil by ASTM D 422 Modified

Grain Size Accumulation Curve

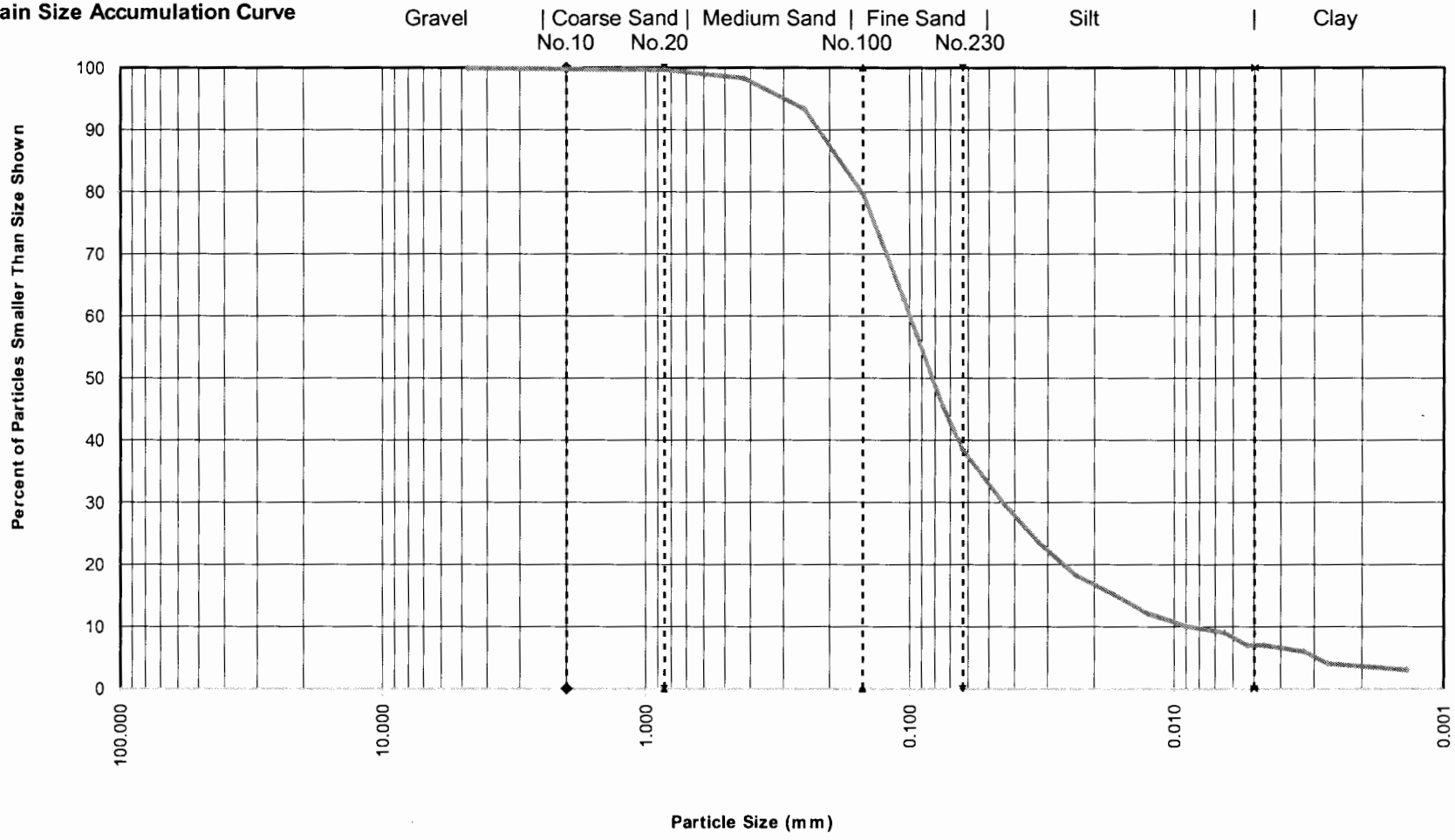

Sample ID:	T4-PDI2019-SC30-190524-05-07 (A9E0838-16)			
Specific Gravity	MAXIMUM PARTICLE SIZE	GRAVEL & SAND		SOIL DESCRIPTION
		PARTICLE SHAPE	HARDNESS	
2.65	Gravel	N/A	N/A	Silty SAND with some Clay

Hydrometer S/N (drop down):	m	b
229773	-0.2529	9.85

Sample ID: A9E0838-16

Whole Sample

									Total
Tare Values	5.669	5.666							11.335
Air Dry + Tare	197.653	253.024							450.677

Sieve Number 4 Enter the weight of soil after wash and oven-dry at 50.

									Total
Tare Values	1.293								1.293
Dry + Tare	1.590								1.590

Sieve Number 10

									Total
Tare Values	1.297								1.297
Dry + Tare	1.881								1.881

Pan

									Total
Tare Values	5.672	5.670							11.342
Dry + Tare	215.987	233.495							449.482

Ensure that Total % Retained is ~ 100%. 99.83

APEX
Grain Size Analysis

Analyst	Sandra Longacre
Batch number	
Sample ID	A9E0838-16
Start Date/ Time	06-12-19 12:30

Air Drying

Tare	Air Dry Sample + Tare	Tare	Air Dry Sample + Tare
5.669	197.653		
5.666	253.029		

Post 10 mesh sieving

+4 Fraction

Tare	+4 fraction (air dry) + tare	+4 fraction (oven dry) + tare
1.293	1.627	1.590

+10 Fraction

Tare	+10 fraction (air dry) + tare	+10 fraction (oven dry) + tare
1.297	1.909	1.881

-10 Fraction (Pan)

Tare	Pan fraction (air dry) + tare	Tare	Pan fraction (air dry) + tare
5.672	215.987		
5.670	233.495		

Date/Time/Temp AME 001V

IN	6-12-19 14:25 104.6
OUT	6-14-19 09:52 107.1

Hygroscopic Moisture Correction

Pan No.	Tare	-10 fraction (air dry) + tare	-10 fraction (oven dry) + tare
E83816	1.311	20.349	19.744

APEX
Grain Size Analysis

Notes

Sample ID: A9E0838-16

+20 fraction is mostly organic material.
jdg 06/17/19

+4 fraction = Au organics
+10 fraction = Abundant organics

Maximum Particle Size: Gravel

Hardness and Shape: N/A

Soil/Sediment Classification:

Silty Sand w/ some Clay

6/18/19

APEX
Grain Size Analysis

Hydrometer Analysis

Analyst	Sandra Samyway		
Batch Number	9060927		
Sample ID	A9E0838-16		
Start Date/Time	06-13-19 08:58		
Air Dry Sample for Hydrometer Test			100.076
Hydrometer	229713	Dispersant	A19F068

Time/Date: 6-12-19 13:59

08:58	Time (min.)	Hydrometer Reading	Temperature (°C)	Amount of Foam
	0.5			
8:59	1	33	22.4	
9:00	2	27	22.3	
9:02	4	22	22.3	
9:06	8	19	22.3	
9:13	15	16	22.3	
9:28	30	14	22.3	
9:58	60	13	22.2	
10:28	90	11	22.2	
10:58	120	11	22.3	
12:58	240	10	22.4	
14:58	360	8	22.8	
08:58	1440	7.5	20.8	

Note:

1 cm foam = 5 hydrometer units.

Adjust Hydrometer Reading entered into Excel spreadsheet by adding 5 hydrometer units per cm of foam.

Sieve Analysis of Portion Finer Than No. 10 Sieve

Sieve No.	Tare	Oven Dry + Tare
+20	1.302	1.429
+40	1.296	2.621
+60	1.300	6.118
+100	1.315	14.542
+140	1.308	17.970
+200	1.295	17.838
+230	1.315	8.178
-230 (pan)	1.304	5.481

Apex Laboratories, LLC

Particle Size Analysis of Soil by ASTM D 422

Sample ID:	A9E0849-02		Client Sample ID:	T4-PDI2019-SC32-190523-01-03		Batch Number:	9060927
Data Entered by:	SJL/JSJ	Date:	06/18/19	Data Reviewed by:	JW	Date:	06/18/19
Sample Description:	Clayey SILT with some Sand			Max Particle Size:	Coarse Sand		
Particle Shape:	N/A			Hardness	N/A		

Whole Sample	Tare	Air Dry + Tare	Air Dry	Moisture	Dry Wt.
	11.725	327.943	316.22	5.03	301.1

Sieve Number	Opening (mm)	Tare	Dry + Tare	Weight Retained	Cumulative Wt. Retained	% Retained	% Passing
4	4.75	0.000	0.000	0.00	0.00	0.0	100.0
10	2.00	0.000	0.000	0.00	0.00	0.0	100.0
Pan		11.730	326.911	315.18	315.18	99.4	

Hygroscopic Moisture Correction

	Hygroscopic Correction Factor	Oven Sample	Pan No.	Tare	Air Dry + Tare	Oven Dry + Tare	Moisture
	0.9521		E84902	1.297	22.798	21.769	5.03

Hydrometer Analysis

Start Date/Time	6/13/2019	9:14	Dispersing Agent	$NaPO_3$
Air Dry Sample Wt. for Hydrometer Test (g)	50.045		G_s Correction Factor (α)	1.000
Percent Passing No.10 Sieve	100.0		Specific Gravity (G_s)	2.65
Dry Weight of Soil Tested (g)	47.65		Corrected Dry Weight of Soil Tested (g) (W)	47.65

Elapsed Time (min)	Hydrometer Reading	Temperature (°C)	Corrected Hydrometer Reading [R]	% Finer of Hydrometer Sample	L	K	Particle Diameter (mm)	Percent Passing
1	40	22.5	35.84	75.2	9.6	0.01317	0.041	75.21
2	35	22.6	30.86	64.8	10.4	0.01317	0.030	64.77
4	29	22.6	24.86	52.2	11.4	0.01317	0.022	52.18
8	25.5	22.7	21.39	44.9	11.9	0.01317	0.016	44.89
15	23	22.7	18.89	39.6	12.4	0.01317	0.012	39.64
30	20	22.7	15.89	33.3	12.9	0.01317	0.009	33.35
60	17	22.7	12.89	27.1	13.3	0.01317	0.006	27.05
90	15	22.5	10.84	22.7	13.7	0.01317	0.005	22.75
120	14	22.5	9.84	20.6	13.8	0.01317	0.004	20.65
240	12	22.5	7.84	16.5	14.2	0.01317	0.003	16.45
360	11.5	23	7.47	15.7	14.2	0.01317	0.003	15.67
1440	10	20.8	5.41	11.4	14.5	0.01348	0.001	11.35

Sieve Analysis of Portion Finer Than No. 10 Sieve

Sieve Number	Opening (mm)	Tare	Dry + Tare	Weight Retained	Cumulative Retained	% Retained	% Passing
20	0.850	1.295	1.299	0.00	0.03	0.0	100.0
40	0.425	1.310	1.411	0.10	0.66	0.2	99.8
60	0.250	1.297	1.531	0.23	2.14	0.5	99.3
100	0.150	1.295	1.922	0.63	6.08	1.3	98.0
140	0.105	1.289	2.603	1.31	14.36	2.8	95.2
200	0.075	1.283	4.218	2.94	32.84	6.2	89.1
230	0.063	1.296	3.357	2.06	45.82	4.3	84.7

Apex Laboratories, LLC
Particle Size Analysis of Soil by ASTM D 422 Modified

Sample ID: T4-PDI2019-SC32-190523-01-03 (A9E0849-02)

Grain Size Analysis Summary from Sieving and Hydrometer Testing		Particle Size (mm)	Percent Finer	Total Percent of Sample
Gravel				*0*
Retained on No. 4 sieve		4.75	100	0
Gravel, passing No. 4 sieve and retained on No. 10 sieve		2.00	100	0
Sand				*15.27*
Coarse sand, passing No.10 sieve and retained on No. 20 sieve		0.8500	99.99	0.01
Medium sand, passing No.20 sieve and retained on No. 40 sieve		0.4250	99.78	0.21
Medium sand, passing No.40 sieve and retained on No. 60 sieve		0.2500	99.29	0.49
Medium sand, passing No. 60 sieve and retained on No.100 sieve		0.1500	97.97	1.32
Fine sand, passing No. 100 sieve and retained on No.140 sieve		0.1060	95.22	2.76
Fine sand passing No. 140 sieve and retained on No. 200 sieve		0.0750	89.06	6.16
Fine sand, passing No. 200 sieve and retained on No. 230 sieve		0.0630	84.73	4.33
Silt and Clay (Measurements in the Clay fraction are noted)				*84.73*
Hydrometer Test		0.0408	75.21	9.52
Hydrometer Test		0.0300	64.77	10.44
Hydrometer Test		0.0222	52.18	12.59
Hydrometer Test		0.0161	44.89	7.29
Hydrometer Test		0.0120	39.64	5.25
Hydrometer Test		0.0086	33.35	6.3
Hydrometer Test		0.0062	27.05	6.3
Hydrometer Test		0.0051	22.75	4.3
Hydrometer Test	Clay	0.0045	20.65	2.1
Hydrometer Test	Clay	0.0032	16.45	4.2
Hydrometer Test	Clay	0.0026	15.67	0.78
Hydrometer Test	Clay	0.0014	11.35	4.32

Grain Size Summary	Percent of Total Sample
Gravel	0.0
Sand	15.3
Coarse sand	0.0
Medium sand	2.0
Fine sand	13.2
Silt	62.0
Clay	22.7

Case Narrative for Sample ID: **T4-PDI2019-SC32-190523-01-03 (A9E0849-02)**

This data is not to be used for engineering purposes.

No difficulty dispersing the fraction passing the No. 10 sieve.

Dispersion device used: Commercial drink mixer operating at least 10,000 rpm for one minute.

The assumed specific gravity used in the calculations was 2.65.

+20 to +60 fractions contain abundant organic material.



Expires 12/31/19

Apex Laboratories, LLC
Particle Size Analysis of Soil by ASTM D 422 Modified

Grain Size Accumulation Curve

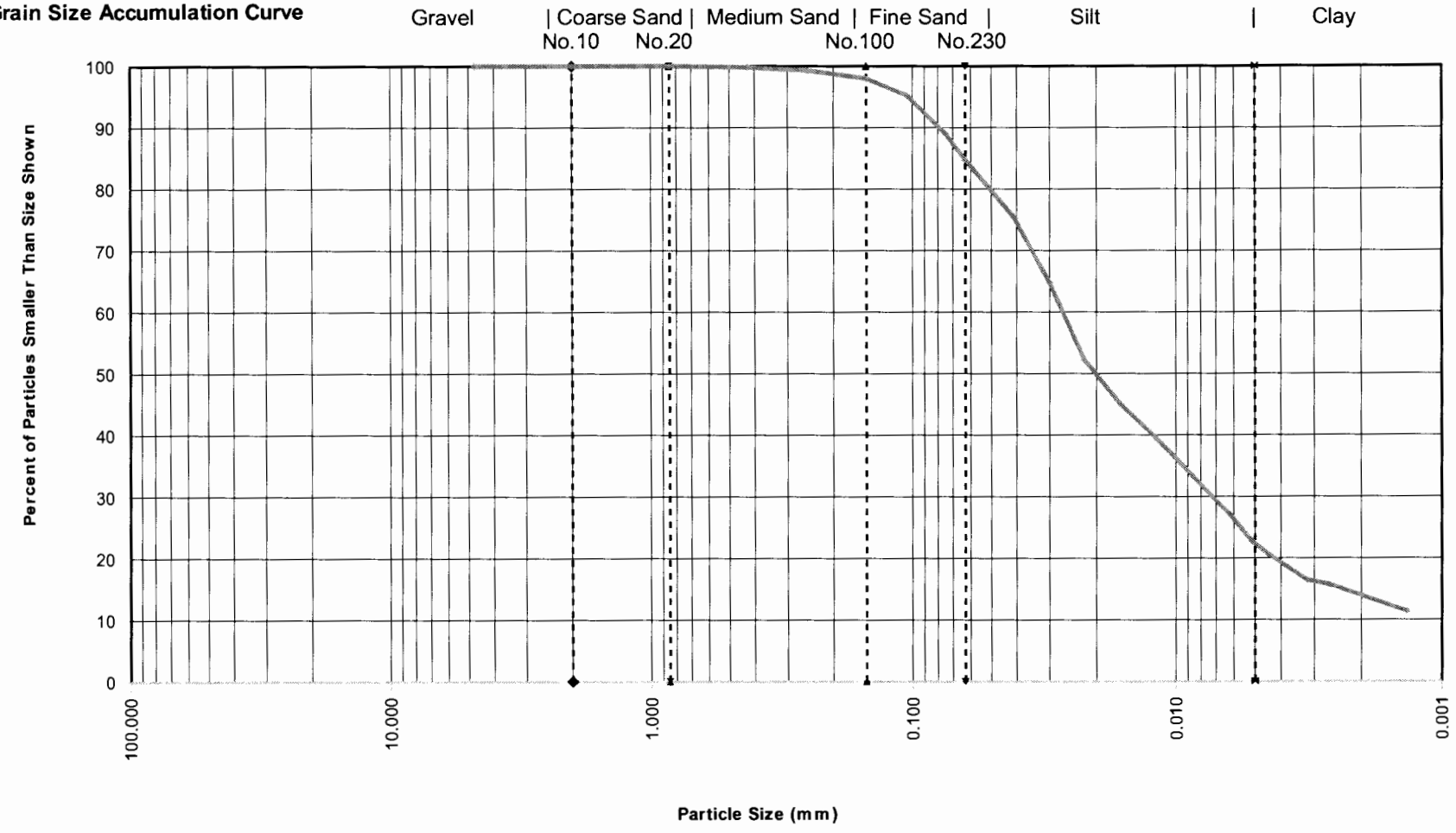

Sample ID:	T4-PDI2019-SC32-190523-01-03 (A9E0849-02)			
Specific Gravity	MAXIMUM PARTICLE SIZE	GRAVEL & SAND		SOIL DESCRIPTION
		PARTICLE SHAPE	HARDNESS	
2.65	Coarse Sand	N/A	N/A	Clayey SILT with some Sand

Hydrometer S/N (drop down):	m	b
229773	-0.2529	9.85

Sample ID: A9E0849-02

Whole Sample Total

Tare Values	5.906	5.819							11.725
Air Dry + Tare	117.528	210.415							327.943

Sieve Number 4 Enter the weight of soil after wash and oven-dry at 50. Total

Tare Values	0.000								0.000
Dry + Tare	0.000								0.000

Sieve Number 10 Total

Tare Values	0.000								0.000
Dry + Tare	0.000								0.000

Pan Total

Tare Values	5.910	5.820							11.730
Dry + Tare	192.157	134.754							326.911

Ensure that Total % Retained is ~ 100%. 99.42

APEX
Grain Size Analysis

Analyst	Sandra Sanguesa
Batch number	9060927
Sample ID	A9E0849-02
Start Date/ Time	06-12-19 10:24

Air Drying

Tare	Air Dry Sample + Tare	Tare	Air Dry Sample + Tare
5.906	117.528		
5.819	210.415		

Post 10 mesh sieving

+4 Fraction

Tare	+4 fraction (air dry) + tare	+4 fraction (oven dry) + tare
	N/A	JG 06/18/19

+10 Fraction

Tare	+10 fraction (air dry) + tare	+10 fraction (oven dry) + tare
	JG 06/18/19	

-10 Fraction (Pan)

Tare	Pan fraction (air dry) + tare	Tare	Pan fraction (air dry) + tare
5.910	192.157		
5.820	134.754		

AME001V

Date/Time/Temp	
IN	6-12-19 14:25 104.6
OUT	6-14-19 09:52 107.1

Hygroscopic Moisture Correction

Pan No.	Tare	-10 fraction (air dry) + tare	-10 fraction (oven dry) + tare
E84902	JG 6-12-19 ~~1.294~~ 1.297	22.798	21.769

APEX
Grain Size Analysis

Notes

Sample ID: A9E0849-02

Abundant organic material in fractions +20 to +60.

JG 06/17/19

Maximum Particle Size: Coarse Sand

Hardness and Shape: N/A

Soil/Sediment Classification:

Clayey Silt w) Some Sand

6/18/19

APEX
Grain Size Analysis

Hydrometer Analysis

Analyst	Sandra Tangway		
Batch Number	9060927		
Sample ID	A9F0849-02		
Start Date/Time	6-13-19 9:14		
Air Dry Sample for Hydrometer Test		50.045	
Hydrometer	229773	Dispersant	A19F068

Time/Date: 6-12-19 14:00

9:14	Time (min.)	Hydrometer Reading	Temperature (°C)	Amount of Foam
	0.5			
9:15	1	40	22.5	
9:16	2	35	22.6	
9:18	4	29	22.6	
9:22	8	25.5	22.7	
9:29	15	23.0	22.7	
9:44	30	20.0	22.7	
10:14	60	17.0	22.7	
10:44	90	15.0	22.5	
11:14	120	14	22.5	
13:14	240	12	22.5	
15:14	360	11.5	23.0	
09:14	1440	10	20.8	

Note:

1 cm foam = 5 hydrometer units.

Adjust Hydrometer Reading entered into Excel spreadsheet by adding 5 hydrometer units per cm of foam.

Sieve Analysis of Portion Finer Than No. 10 Sieve

Sieve No.	Tare	Oven Dry + Tare
+20	1.295	1.299
+40	1.310	1.411
+60	1.297	1.531
+100	1.295	1.922
+140	1.289	2.603
+200	1.283	4.218
+230	1.296	3.357
-230 (pan)	1.305	3.261

Apex Laboratories, LLC

Particle Size Analysis of Soil by ASTM D 422

Sample ID:	A9E0849-08		Client Sample ID:	T4-PDI2019-SC43-190523-01-03		Batch Number:	9060927
Data Entered by:	SJL/JSJ	Date:	06/17/19	Data Reviewed by:	JW	Date:	06/18/19
Sample Description:	SAND with trace Silt and Clay			Max Particle Size:	Gravel		
Particle Shape:	Sub-angular to Sub-rounded			Hardness	Hard and Durable to Weathered		

Whole Sample	Tare	Air Dry + Tare	Air Dry	Moisture	Dry Wt.
	11.739	452.886	441.15	2.02	432.4

Sieve Number	Opening (mm)	Tare	Dry + Tare	Weight Retained	Cumulative Wt. Retained	% Retained	% Passing
4	4.75	1.289	5.929	4.64	4.64	1.1	98.9
10	2.00	1.307	3.439	2.13	6.77	0.5	98.4
Pan		13.056	446.751	433.70	440.47	98.3	

Hygroscopic Moisture Correction

	Hygroscopic Correction Factor	Oven Sample	Pan No.	Tare	Air Dry + Tare	Oven Dry + Tare	Moisture
	0.9802		849-8	1.297	15.859	15.571	2.02

Hydrometer Analysis

Start Date/Time	6/13/2019	9:32	Dispersing Agent	$NaPO_3$
Air Dry Sample Wt. for Hydrometer Test (g)	100.167		G_s Correction Factor (α)	1.000
Percent Passing No.10 Sieve	98.4		Specific Gravity (G_s)	2.65
Dry Weight of Soil Tested (g)	98.19		Corrected Dry Weight of Soil Tested (g) (W)	99.75

Elapsed Time (min)	Hydrometer Reading	Temperature (°C)	Corrected Hydrometer Reading [R]	% Finer of Hydrometer Sample	L	K	Particle Diameter (mm)	Percent Passing
1	11	22.4	6.81	6.8	14.3	0.01332	0.050	6.72
2	10	22.4	5.81	5.8	14.5	0.01332	0.036	5.74
4	9	22.4	4.81	4.8	14.7	0.01332	0.026	4.75
8	9	22.4	4.81	4.8	14.7	0.01332	0.018	4.75
15	8	22.4	3.81	3.8	14.8	0.01332	0.013	3.76
30	7	22.4	2.81	2.8	15	0.01332	0.009	2.78
60	6.5	22.4	2.31	2.3	15	0.01332	0.007	2.28
90	6	22.4	1.81	1.8	15.2	0.01332	0.005	1.79
120	6	22.4	1.81	1.8	15.2	0.01332	0.005	1.79
240	5.5	22.6	1.36	1.4	15.2	0.01317	0.003	1.35
360	5	22.9	0.94	0.9	15.3	0.01317	0.003	0.93
1440	5	20.7	0.38	0.4	15.3	0.01348	0.001	0.38

Sieve Analysis of Portion Finer Than No. 10 Sieve

Sieve Number	Opening (mm)	Tare	Dry + Tare	Weight Retained	Cumulative Retained	% Retained	% Passing
20	0.850	1.285	2.824	1.54	13.44	1.5	96.9
40	0.425	1.312	18.039	16.73	85.86	16.8	80.1
60	0.250	1.303	50.664	49.36	299.58	49.5	30.6
100	0.150	1.308	19.891	18.58	380.04	18.6	12.0
140	0.105	1.307	4.389	3.08	393.38	3.1	8.9
200	0.075	1.305	3.103	1.80	401.17	1.8	7.1
230	0.063	1.300	1.972	0.67	404.08	0.7	6.4

Apex Laboratories, LLC
Particle Size Analysis of Soil by ASTM D 422 Modified

Sample ID: T4-PDI2019-SC43-190523-01-03 (A9E0849-08)

Grain Size Analysis Summary from Sieving and Hydrometer Testing		Particle Size (mm)	Percent Finer	Total Percent of Sample
Gravel				*1.57*
Retained on No. 4 sieve		4.75	98.93	1.07
Gravel, passing No. 4 sieve and retained on No. 10 sieve		2.00	98.43	0.49
Sand				*91.99*
Coarse sand, passing No.10 sieve and retained on No. 20 sieve		0.8500	96.89	1.54
Medium sand, passing No.20 sieve and retained on No. 40 sieve		0.4250	80.12	16.77
Medium sand, passing No.40 sieve and retained on No. 60 sieve		0.2500	30.64	49.49
Medium sand, passing No. 60 sieve and retained on No.100 sieve		0.1500	12.01	18.63
Fine sand, passing No. 100 sieve and retained on No.140 sieve		0.1060	8.92	3.09
Fine sand passing No. 140 sieve and retained on No. 200 sieve		0.0750	7.11	1.8
Fine sand, passing No. 200 sieve and retained on No. 230 sieve		0.0630	6.44	0.67
Silt and Clay (Measurements in the Clay fraction are noted)				*6.44*
Hydrometer Test		0.0504	6.72	0
Hydrometer Test		0.0359	5.74	0.7
Hydrometer Test		0.0255	4.75	0.99
Hydrometer Test		0.0181	4.75	0
Hydrometer Test		0.0132	3.76	0.99
Hydrometer Test		0.0094	2.78	0.99
Hydrometer Test		0.0067	2.28	0.49
Hydrometer Test		0.0055	1.79	0.49
Hydrometer Test	Clay	0.0047	1.79	0
Hydrometer Test	Clay	0.0033	1.35	0.44
Hydrometer Test	Clay	0.0027	0.93	0.42
Hydrometer Test	Clay	0.0014	0.38	0.55

Grain Size Summary	Percent of Total Sample
Gravel	1.6
Sand	92.0
Coarse sand	1.5
Medium sand	84.9
Fine sand	5.6
Silt	4.7
Clay	1.8

Case Narrative for Sample ID: T**4-PDI2019-SC43-190523-01-03 (A9E0849-08)**

This data is not to be used for engineering purposes.

No difficulty dispersing the fraction passing the No. 10 sieve.

Dispersion device used: Commercial drink mixer operating at least 10,000 rpm for one minute.

The assumed specific gravity used in the calculations was 2.65.

+4 and +10 fractions contain abundant organic material.



Expires 12/31/19

Apex Laboratories, LLC
Particle Size Analysis of Soil by ASTM D 422 Modified

Grain Size Accumulation Curve

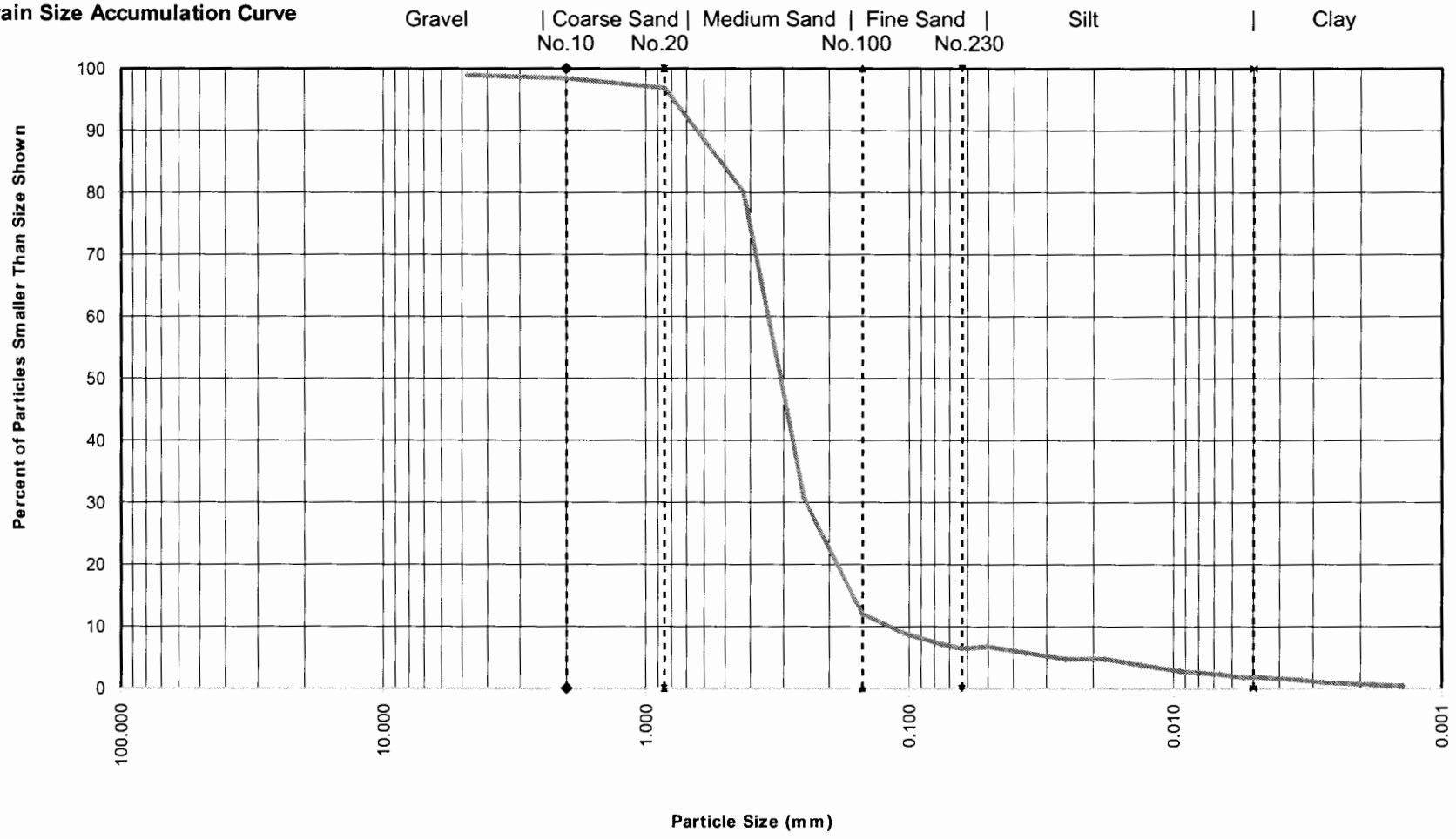

Sample ID:	T4-PDI2019-SC43-190523-01-03 (A9E0849-08)			
Specific Gravity	MAXIMUM PARTICLE SIZE	GRAVEL & SAND		SOIL DESCRIPTION
		PARTICLE SHAPE	HARDNESS	
2.65	Gravel	Sub-angular to Sub-rounded	Hard and Durable to Weathered	SAND with trace Silt and Clay

Hydrometer S/N (drop down):	m	b
229773	-0.2529	9.85

Sample ID: A9E0849-08

Whole Sample

									Total
Tare Values	5.776	5.963							11.739
Air Dry + Tare	213.648	239.238							452.886

Sieve Number 4 Enter the weight of soil after wash and oven-dry at 50.

									Total
Tare Values	1.289								1.289
Dry + Tare	5.929								5.929

Sieve Number 10

									Total
Tare Values	1.307								1.307
Dry + Tare	3.439								3.439

Pan

									Total
Tare Values	5.788	5.975	1.293						13.056
Dry + Tare	233.094	207.010	6.647						446.751

Ensure that Total % Retained is ~ 100%. 99.84

APEX
Grain Size Analysis

Analyst	KAREN WILSON
Batch number	9060927
Sample ID	A9E 0849-08B
Start Date/ Time	6-12-19 10:35

Air Drying

Tare	Air Dry Sample + Tare	Tare	Air Dry Sample + Tare
5.776	213.648		
5.963	239.238		

Post 10 mesh sieving

+4 Fraction

Tare	+4 fraction (air dry) + tare	+4 fraction (oven dry) + tare
1.289	6.246	5.929

+10 Fraction

Tare	+10 fraction (air dry) + tare	+10 fraction (oven dry) + tare
1.307	8.967	~~8.686~~ 3.439

-10 Fraction (Pan)

Tare	Pan fraction (air dry) + tare	Tare	Pan fraction (air dry) + tare
5.788	233.094		
5.975	207.010		
1.293	6.647		

Date/Time/Temp

IN	6-14-19 12:10 105.2 AMEOOIV
OUT	06/17/19 1037 111.3

Hygroscopic Moisture Correction

Pan No.	Tare	-10 fraction (air dry) + tare	-10 fraction (oven dry) + tare
849-8	1.297	15.859	15.571

APEX
Grain Size Analysis

Notes

Sample ID: A9E0849-08 ~~09~~ 6/17/19

#4 & #10 contain Abundant organics

Maximum Particle Size: Gravel

Hardness and Shape: Hard & durable to ~~Mod.~~ Weathered.; Sub-angular to Sub-rounded. 6/18/19

Soil/Sediment Classification:

SAND w/ trace Silt & clay

6/18/19

APEX
Grain Size Analysis

Hydrometer Analysis

Analyst	Sandra Sanguesa			
Batch Number	9060924			
Sample ID	A9E0849-08			
Start Date/Time	06-13-19 9:32			
Air Dry Sample for Hydrometer Test			100.167	
Hydrometer	229773	Dispersant	A19F068	Time/Date: 6-12-19 14:02

9:32	Time (min.)	Hydrometer Reading	Temperature (°C)	Amount of Foam
	0.5			
9:33	1	11	22.4	
9:34	2	10	22.4	
9:36	4	9	22.4	
9:40	8	9	22.4	
9:47	15	8	22.4	
10:02	30	7	22.4	
10:32	60	6.5	22.4	
11:02	90	6	22.4	
11:32	120	6	22.4	
13:32	240	5.5	22.6	
15:32	360	5.0	22.9	
9:32	1440	5	20.7	

Note:

1 cm foam = 5 hydrometer units.

Adjust Hydrometer Reading entered into Excel spreadsheet by adding 5 hydrometer units per cm of foam.

Sieve Analysis of Portion Finer Than No. 10 Sieve

Sieve No.	Tare	Oven Dry + Tare
+20	1.285	2.824
+40	1.312	18.039
+60	1.303	50.664
+100	1.308	19.891
+140	1.307	4.389
+200	1.305	3.103
+230	1.300	1.472
-230 (pan)	1.299	1.481

Apex Laboratories, LLC

Particle Size Analysis of Soil by ASTM D 422

Sample ID:	A9E0849-09		Client Sample ID:	T4-PDI2019-SC43-190523-03-05		Batch Number:	9060927
Data Entered by:	SJL/JSJ	Date:	06/17/19	Data Reviewed by:	JW	Date:	06/18/19
Sample Description:	SAND with trace Silt			Max Particle Size:	Gravel		
Particle Shape:	N/A			Hardness	N/A		

Whole Sample	Tare	Air Dry + Tare	Air Dry	Moisture	Dry Wt.
	11.771	485.793	474.02	1.51	467.0

Sieve Number	Opening (mm)	Tare	Dry + Tare	Weight Retained	Cumulative Wt. Retained	% Retained	% Passing
4	4.75	1.299	2.283	0.98	0.98	0.2	99.8
10	2.00	1.284	1.607	0.32	1.31	0.1	99.7
Pan		11.776	484.396	472.62	473.93	99.7	

Hygroscopic Moisture Correction

	Hygroscopic Correction Factor	Oven Sample	Pan No.	Tare	Air Dry + Tare	Oven Dry + Tare	Moisture
	0.9851		E0849-09	1.310	15.535	15.323	1.51

Hydrometer Analysis

Start Date/Time	6/13/2019 9:53	Dispersing Agent	$NaPO_3$
Air Dry Sample Wt. for Hydrometer Test (g)	101.824	G_s Correction Factor (α)	1.000
Percent Passing No.10 Sieve	99.7	Specific Gravity (G_s)	2.65
Dry Weight of Soil Tested (g)	100.31	Corrected Dry Weight of Soil Tested (g) (W)	100.59

Elapsed Time (min)	Hydrometer Reading	Temperature (°C)	Corrected Hydrometer Reading [R]	% Finer of Hydrometer Sample	L	K	Particle Diameter (mm)	Percent Passing
1	7	22.4	2.81	2.8	15	0.01332	0.052	2.79
2	6.5	22.4	2.31	2.3	15	0.01332	0.036	2.29
4	6	22.3	1.79	1.8	15.2	0.01332	0.026	1.77
8	5.5	22.5	1.34	1.3	15.2	0.01317	0.018	1.33
15	5	22.4	0.81	0.8	15.3	0.01332	0.013	0.81
30	5	22.4	0.81	0.8	15.3	0.01332	0.010	0.81
60	4.5	22.4	0.31	0.3	15.3	0.01332	0.007	0.31
90	4.5	22.4	0.31	0.3	15.3	0.01332	0.005	0.31
120	4.5	22.4	0.31	0.3	15.3	0.01332	0.005	0.31
240	4	22.6		0.0	15.5	0.01317	0.003	0.00
360	4	22.9		0.0	15.5	0.01317	0.003	0.00
1440	4	20.8		0.0	15.5	0.01348	0.001	0.00

Sieve Analysis of Portion Finer Than No. 10 Sieve

Sieve Number	Opening (mm)	Tare	Dry + Tare	Weight Retained	Cumulative Retained	% Retained	% Passing
20	0.850	1.297	4.709	3.41	17.14	3.4	96.3
40	0.425	1.304	37.259	35.96	184.03	35.7	60.6
60	0.250	1.303	47.509	46.21	398.50	45.9	14.6
100	0.150	1.312	12.186	10.87	448.97	10.8	3.8
140	0.105	1.311	2.592	1.28	454.92	1.3	2.6
200	0.075	1.298	1.883	0.59	457.63	0.6	2.0
230	0.063	1.295	1.499	0.20	458.58	0.2	1.8
Sum				98.52	230 Minus	0.179	

Apex Laboratories, LLC
Particle Size Analysis of Soil by ASTM D 422 Modified

Sample ID: T4-PDI2019-SC43-190523-03-05 (A9E0849-09)

Grain Size Analysis Summary from Sieving and Hydrometer Testing	Particle Size (mm)	Percent Finer	Total Percent of Sample
Gravel			*0.28*
Retained on No. 4 sieve	4.75	99.79	0.21
Gravel, passing No. 4 sieve and retained on No. 10 sieve	2.00	99.72	0.07
Sand			*97.94*
Coarse sand, passing No.10 sieve and retained on No. 20 sieve	0.8500	96.33	3.39
Medium sand, passing No.20 sieve and retained on No. 40 sieve	0.4250	60.58	35.74
Medium sand, passing No.40 sieve and retained on No. 60 sieve	0.2500	14.65	45.94
Medium sand, passing No. 60 sieve and retained on No.100 sieve	0.1500	3.84	10.81
Fine sand, passing No. 100 sieve and retained on No.140 sieve	0.1060	2.56	1.27
Fine sand passing No. 140 sieve and retained on No. 200 sieve	0.0750	1.98	0.58
Fine sand, passing No. 200 sieve and retained on No. 230 sieve	0.0630	1.78	0.2
Silt and Clay (Measurements in the Clay fraction are noted)			*1.78*
Hydrometer Test	0.0516	2.79	0
Hydrometer Test	0.0365	2.29	0
Hydrometer Test	0.0260	1.77	0.01
Hydrometer Test	0.0182	1.33	0.45
Hydrometer Test	0.0135	0.81	0.52
Hydrometer Test	0.0095	0.81	0
Hydrometer Test	0.0067	0.31	0.5
Hydrometer Test	0.0055	0.31	0
Hydrometer Test Clay	0.0048	0.31	0
Hydrometer Test Clay	0.0033	0.31	0
Hydrometer Test Clay	0.0027	0.31	0
Hydrometer Test Clay	0.0014	0.31	0

Grain Size Summary	Percent of Total Sample
Gravel	0.3
Sand	97.9
Coarse sand	3.4
Medium sand	92.5
Fine sand	2.1
Silt	1.5
Clay	0.3

Case Narrative for Sample ID: T4-PDI2019-SC43-190523-03-05 (A9E0849-09)

This data is not to be used for engineering purposes.

No difficulty dispersing the fraction passing the No. 10 sieve.

Dispersion device used: Commercial drink mixer operating at least 10,000 rpm for one minute.

The assumed specific gravity used in the calculations was 2.65.

Trace organic material present in +10 fraction.



Expires 12/31/19

Apex Laboratories, LLC
Particle Size Analysis of Soil by ASTM D 422 Modified

Grain Size Accumulation Curve

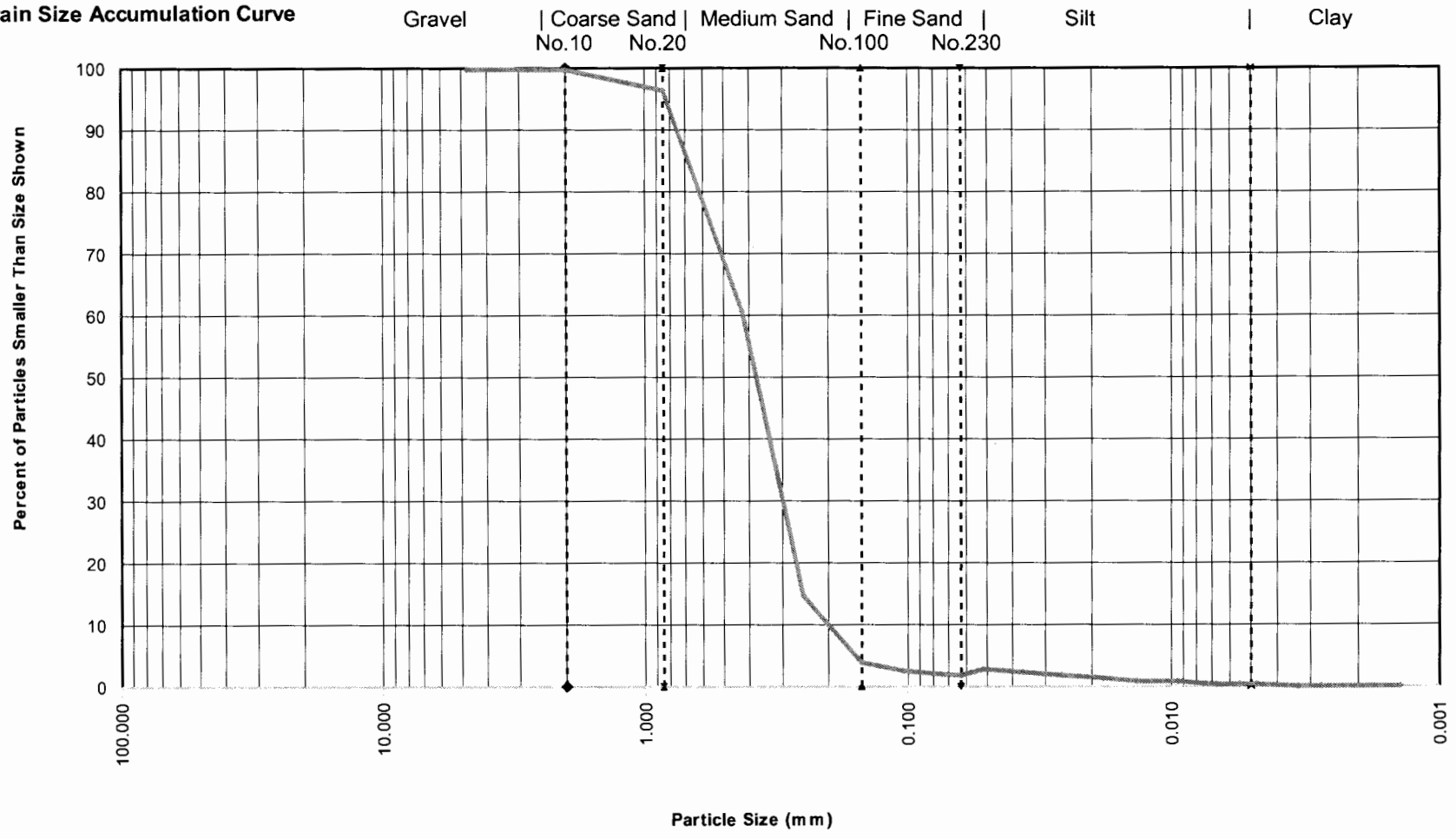

Sample ID:	T4-PDI2019-SC43-190523-03-05 (A9E0849-09)			
Specific Gravity	MAXIMUM PARTICLE SIZE	GRAVEL & SAND		SOIL DESCRIPTION
		PARTICLE SHAPE	HARDNESS	
2.65	Gravel	N/A	N/A	SAND with trace Silt

Hydrometer S/N (drop down):	m	b
229773	-0.2529	9.85

Sample ID: A9E0849-09

Whole Sample

									Total
Tare Values	5.765	6.006							11.771
Air Dry + Tare	247.048	238.745							485.793

Sieve Number 4 Enter the weight of soil after wash and oven-dry at 50.

									Total
Tare Values	1.299								1.299
Dry + Tare	2.283								2.283

Sieve Number 10

									Total
Tare Values	1.284								1.284
Dry + Tare	1.607								1.607

Pan

									Total
Tare Values	5.768	6.008							11.776
Dry + Tare	231.855	252.541							484.396

Ensure that Total % Retained is ~ 100%. 99.96

APEX
Grain Size Analysis

Analyst	Mary Armstrong-Byers
Batch number	9060927
Sample ID	MAB A9E0849-09B
Start Date/ Time	11:43AM 6/11/2019

Air Drying

Tare	Air Dry Sample + Tare	Tare	Air Dry Sample + Tare
5.765	247.048		
6.006	238.745		

Post 10 mesh sieving

+4 Fraction

Tare	+4 fraction (air dry) + tare	+4 fraction (oven dry) + tare
1.299	2.241	2.283

+10 Fraction

Tare	+10 fraction (air dry) + tare	+10 fraction (oven dry) + tare
1.284	1.614	1.607

-10 Fraction (Pan)

Tare	Pan fraction (air dry) + tare	Tare	Pan fraction (air dry) + tare
5.768	231.855		
6.003	252.541		

Date/Time/Temp AM E001V

IN	6-12-19 14:25 104.6
OUT	6-14-19 09:52 107.1

Hygroscopic Moisture Correction

Pan No.	Tare	-10 fraction (air dry) + tare	-10 fraction (oven dry) + tare
E0849-09B	1.310	15.535	15.323

APEX
Grain Size Analysis

Notes

Sample ID: AGE0849-~~08~~ 09B 6/17/19

- Trace organics in +10 fraction.

Maximum Particle Size: Gravel

Hardness and Shape: Subangular to Subrounded ; Hard & durable

Soil/Sediment Classification:

SAND w/ trace Silt

6/18/19

APEX
Grain Size Analysis

Hydrometer Analysis

Analyst	Sandra Seungsoy			
Batch Number	9060927			
Sample ID	A9E0849-09B 9:53 ✓ on 6-13-19			
Start Date/Time	~~6/11/2019 12:40 PM~~ MS 06-12-19			
Air Dry Sample for Hydrometer Test			101.824	
Hydrometer	229 723	Dispersant	A19F068	Time/Date: 06-12-19 13:55

9:53	Time (min.)	Hydrometer Reading	Temperature (°C)	Amount of Foam
	0.5			
9:54	1	7	22.4	
9:55	2	6.5	22.4	
9:57	4	6.0	22.3	
10:01	8	5.5	22.5	
10:08	15	5.0	22.4	
10:23	30	5.0	22.4	
10:53	60	4.5	22.4	
11:23	90	4.5	22.4	
11:53	120	4.5	22.4	
13:53	240	4.0	22.6	
15:53	360	4.0	22.9	
09:53	1440	4	20.8	

Note:

1 cm foam = 5 hydrometer units.

Adjust Hydrometer Reading entered into Excel spreadsheet by adding 5 hydrometer units per cm of foam.

Sieve Analysis of Portion Finer Than No. 10 Sieve

Sieve No.	Tare	Oven Dry + Tare
+20	1.297	4.709
+40	1.304	37.259
+60	1.303	47.509
+100	1.312	12.186
+140	1.311	2.592
+200	1.298	1.883
+230	1.295	1.499
-230 (pan)	1.307	1.357

APEX LABORATORIES, LLC
12232 SW Garden Place Tigard OR 97223
phone 503-718-2323
fax 503-718-0333

Balance Checksheets

Extractions June 2019
Wet Chem May 2019
Wet Chem June 2019
Grain Size June 2019

Balance Challenge Log

Extractions
AND FX-2000
ID# 5210177

Weight ID	weight (g)	acceptance range (g)	
	=/<1g	± 0.02g	
	>1g	± 2%	
10077	0.5g	0.48	0.52
1000143395	300g	294.00	306.00

If other than as listed above, the weight and tracking ID of the mass used to challenge the balance must be recorded.

Alternate Weight/ID used:

Date Range:

Month: June
Year: 2019

Day/Time	Initials	Weight One	Observed	Weight Two	Observed
1		0.50g	~~0.50~~	300.00g	
2					
3 10:30	CmH		0.50		299.99
4 7:05	JAG		.50		299.99
5 7:30	SZ		0.49		300.00
6 8:50	JAG		.49		299.97
7 7:02	JAG		.50		299.97
8					
9					
10 6:30	TJJ		.50		299.95
11 6806	TJJ		0.51		300.01
12 0842	TJJ		0.49		299.97
13 10:15	CmH		0.50		299.97
14 1303	CCS		0.50		299.98
15					
16					
17 7:15	JAG		.50		299.98
18 7:00	JAG		.50		299.95
19					
20					
21					
22					
23					
24					
25					
26					
27					
28					
29					
30					
31					

Balance Challenge Log

Wet Chem Balance 1
Ohaus Adventurer Pro
ID# 8C30461093

Weight ID	weight (g)	acceptance range (g)	
	<0.5000g	± 0.5mg	
	>/=0.5000g	± 0.1%	
1000015949	0.005g	0.0045	0.0055
66067	0.100g	0.0995	0.1005
66067	100g	99.9000	100.1000

If other than as listed above, the weight and tracking ID of the mass used to challenge the balance must be recorded.

Month: May
Year: 2019

Alternate Weight/ID used:

Date Range:

Day/Time	Initials	Weight 1	Observed	Weight 2	Observed	Weight 3	Observed
1 0643	JKP		99.9992		0.0999		0.0049
2 1023	MRF		99.9993		0.1000		0.0051
3 0645	JKP		99.9988		0.0998		0.0051
4							
5					~~0.1001~~ MRF 5/6		0.0051
6 0930	[illegible]		99.9994		0.1001		~~0.0050~~ JKP 5-7-19
7 0843	JKP		99.9995		0.1002		0.0050
8 1013	MRF		99.9995		0.1000		0.0050
9 0730	MRF		100.0005		0.0999		0.0051
10 1048	SAS		100.0003		0.1003		0.0050
11 12:00	[illegible]		100.0003		0.0999		0.0049
12							
13 10:12	MRF		100.0005		0.1001		0.0050
14 07:58	MRF		100.0004		0.1002		0.0051
15 10:35	MRF		100.0003		0.1000		0.0050
16		100.0000g	100.0013	0.1000g	0.1000	.0050g	0.0051
17							
18							
19							
20 7:30	JAG		100.0017		.1001		.0049
21 0700	JKP		100.0020		0.1001		0.0049
22 0725	MRF		100.0019		0.1001		0.0049
23 0813	MRF		100.0023		0.1000		0.0050
24 0657	JKP		100.0021		0.1000		0.0051
25							
26							
27							
28 0815	MRF		100.0026		0.1002		0.0051
29 1023	MRF		100.0024		0.1000		0.0050
30 10:21	MRF		100.0027		0.1001		0.0050
31 13:42	JD		100.0025		0.1001		0.0051

Balance Challenge Log

Wet Chem Balance 1
Ohaus Adventurer Pro
ID# 8C30461093

Weight ID	weight (g)	acceptance range (g)	
	<0.5000g	± 0.5mg	
	>/=0.5000g	± 0.1%	
1000015949	0.005g	0.0045	0.0055
66067	0.100g	0.0995	0.1005
66067	100g	99.9000	100.1000

If other than as listed above, the weight and tracking ID of the mass used to challenge the balance must be recorded.

Month: June
Year: 2019

Alternate Weight/ID used:

Date Range:

Day/Time	Initials	Weight 1	Observed	Weight 2	Observed	Weight 3	Observed
1							
2							
3 1156	SAS		100.0025		0.1000		0.0051
4							
5 10:46	MRF		100.0020		0.1001		0.0051
6 8:10	MRF		100.0019		0.1000		0.0050
7 9:22	MRF		100.0021		0.1000		0.0050
8							
9							
10 2:14	JD		100.0020		0.1000		0.0051
11 08:00	MRF		100.0019		0.1000		0.0050
12 09:22	MRF		100.0017		0.1001		0.0051
13 14:53	JD		100.0021		0.1001		0.0050
14 09:37	MRF		100.0022		0.1001		0.0050
15							
16		100.0000g		0.1000g		.0050g	
17 0735	MRF		100.0021		0.1000		0.0050
18 1533	JKF		100.0025		0.1003		0.0050
19							
20							
21							
22							
23							
24							
25							
26							
27							
28							
29							
30							
31							

Balance Challenge Log

Grain Size
Mettler B303
ID# 1115401761

Weight ID	weight (g)	acceptance range (g)	
	=/<1g	± 0.02g	
	>1g	± 2%	
03-J68208-34	1g	0.980	1.020
10077	10g	9.800	10.200
03-J68630-11	200g	196.000	204.000

If other than as listed above, the weight and tracking ID of the mass used to challenge the balance must be recorded.

Alternate Weight/ID used:
03-J68514-10 10g
SN 7172 30g JCS 6/4/19

Date Range:
06/02/19 - 6/3/19
6/4/19 - July JCS 6/28/19

Month: June
Year: 2019

	Day/Time	Initials	Weight 1	Observed	Weight 2	Observed	Weight 3	Observed
1								
2	~~1045~~	~~KW~~	06/03/19	~~199.992~~		~~10.000~~		~~1.000~~
3	1045	KW		199.992		10.000		1.000
4	1250	KW		199.992	30.000g	29.998		1.000
5	1030	KW		199.992	(29.700g	29.998		1.000
6	KW 8:30	KW		199.991	-30.000g	29.999		1.000
7	08:45	KW		199.991	acceptable	30.000		1.000
8					JCS			
9					6/4/19			
10	11:15	KW		199.992		30.000		1.000
11	08:55	KW		199.991		30.000		1.000
12	08:15	KW		199.991		29.999		1.000
13								
14	08:45	KW		199.991		29.999		1.000
15								
16			200.000g		(10.000g)		1.000g	
17	08:40	KW		199.993		29.998		0.999
18	08:55	KW		199.990		30.000		1.000
19	1050	KW		199.992		29.999		1.000
20	13:13	KW		199.991		29.998		0.999
21	09:10	KW		199.993		30.000		1.000
22								
23								
24								
25	1100	KW		199.992		29.999		1.000
26	10:35	KW		199.993		29.999		1.000
27	10:46	KW		199.994		29.999		1.000
28	10:58	KW		199.993		29.999		1.000
29								
30								
31								